



REPORT TO THE PRESIDENT
ENGAGE TO EXCEL: PRODUCING ONE MILLION
ADDITIONAL COLLEGE GRADUATES WITH
DEGREES IN SCIENCE, TECHNOLOGY,
ENGINEERING, AND MATHEMATICS

Executive Office of the President
President's Council of Advisors
on Science and Technology

FEBRUARY 2012





REPORT TO THE PRESIDENT
ENGAGE TO EXCEL: PRODUCING ONE MILLION
ADDITIONAL COLLEGE GRADUATES WITH
DEGREES IN SCIENCE, TECHNOLOGY,
ENGINEERING, AND MATHEMATICS

Executive Office of the President
President's Council of Advisors
on Science and Technology

FEBRUARY 2012



About the President's Council of Advisors on Science and Technology

The President's Council of Advisors on Science and Technology (PCAST) is an advisory group of the nation's leading scientists and engineers, appointed by the President to augment the science and technology advice available to him from inside the White House and from cabinet departments and other Federal agencies. PCAST is consulted about and often makes policy recommendations concerning the full range of issues where understandings from the domains of science, technology, and innovation bear potentially on the policy choices before the President.

For more information about PCAST, see www.whitehouse.gov/ostp/pcast.



The President's Council of Advisors on Science and Technology

Co-Chairs

John P. Holdren

Assistant to the President for
Science and Technology
Director, Office of Science and Technology Policy

Eric Lander

President
Broad Institute of Harvard and MIT

Vice Chairs

William Press

Raymer Professor in Computer Science and
Integrative Biology
University of Texas at Austin

Maxine Savitz

Vice President
National Academy of Engineering

Members

Rosina Bierbaum

Professor of Natural Resources and
Environmental Policy
School of Natural Resources and Environment
and School of Public Health
University of Michigan

Shirley Ann Jackson

President
Rensselaer Polytechnic Institute

Richard C. Levin

President
Yale University

Christine Cassel

President and CEO
American Board of Internal Medicine

Chad Mirkin

Rathmann Professor, Chemistry, Materials
Science and Engineering, Chemical and
Biological Engineering and Medicine
Director, International Institute for
Nanotechnology
Northwestern University

Christopher Chyba

Professor, Astrophysical Sciences and
International Affairs
Director, Program on Science and Global Security
Princeton University

Mario Molina

Professor, Chemistry and Biochemistry
University of California, San Diego
Professor, Center for Atmospheric Sciences at the
Scripps Institution of Oceanography
Director, Mario Molina Center for Energy and
Environment, Mexico City

S. James Gates, Jr.

John S. Toll Professor of Physics
Director, Center for String and Particle Theory
University of Maryland, College Park

Mark Gorenberg

Managing Director
Hummer Winblad Venture Partners

Ernest J. Moniz

Cecil and Ida Green Professor of Physics and
Engineering Systems
Director, MIT's Energy Initiative
Massachusetts Institute of Technology

Craig Mundie

Chief Research and Strategy Officer
Microsoft Corporation

Ed Penhoet

Director, Alta Partners
Professor Emeritus, Biochemistry and Public
Health
University of California, Berkeley

Barbara Schaal

Mary-Dell Chilton Distinguished Professor of
Biology
Washington University, St. Louis
Vice President, National Academy of Sciences

Eric Schmidt

Executive Chairman
Google, Inc.

Daniel Schrag

Sturgis Hooper Professor of Geology
Professor, Environmental Science and
Engineering
Director, Harvard University Center for the
Environment
Harvard University

David E. Shaw

Chief Scientist, D.E. Shaw Research
Senior Research Fellow, Center for
Computational Biology and Bioinformatics
Columbia University

Ahmed Zewail

Linus Pauling Professor of Chemistry and Physics
Director, Physical Biology Center
California Institute of Technology

Staff**Deborah Stine**

Executive Director

Danielle Evers

AAAS Science and Technology Policy Fellow

Amber Hartman Scholz

Assistant Executive Director



EXECUTIVE OFFICE OF THE PRESIDENT
PRESIDENT'S COUNCIL OF ADVISORS ON SCIENCE AND TECHNOLOGY
WASHINGTON, D.C. 20502

President Barack Obama
The White House
Washington, D.C. 20502

Dear Mr. President,

We are pleased to present you with this report, *Engage to Excel: Producing One Million Additional College Graduates with Degrees in Science, Technology, Engineering, and Mathematics*, prepared for you by the President's Council of Advisors on Science and Technology (PCAST). This report provides a strategy for improving STEM education during the first two years of college that we believe is responsive to both the challenges and the opportunities that this crucial stage in the STEM education pathway presents.

In preparing this report, PCAST assembled a Working Group of experts in postsecondary STEM teaching, learning-science research, curriculum development, higher-education administration, faculty training, educational technology, and successful interaction between industry and higher education. The report was strengthened by input from additional experts in postsecondary STEM education, STEM practitioners, professional societies, private companies, educators, and Federal education officials.

PCAST found that economic forecasts point to a need for producing, over the next decade, approximately 1 million more college graduates in STEM fields than expected under current assumptions. Fewer than 40% of students who enter college intending to major in a STEM field complete a STEM degree. Merely increasing the retention of STEM majors from 40% to 50% would generate three-quarters of the targeted 1 million additional STEM degrees over the next decade.

PCAST identified five overarching recommendations that it believes can achieve this goal: (1) catalyze widespread adoption of empirically validated teaching practices; (2) advocate and provide support for replacing standard laboratory courses with discovery-based research courses; (3) launch a national experiment in postsecondary mathematics education to address the mathematics-preparation gap; (4) encourage partnerships among stakeholders to diversify pathways to STEM careers; and (5) create a Presidential Council on STEM Education with leadership from the academic and business communities to provide strategic leadership for transformative and sustainable change in STEM undergraduate education.

Implementing these recommendations will help you achieve one of the key STEM goals you stated in your address to the National Academy of Sciences in April 2009: "American students will move from the middle to the top of the pack in science and math over the next decade. For we know that the nation that out-educates us today—will out-compete us tomorrow." The members of PCAST are grateful for the opportunity to provide our input on an issue of such critical importance to the Nation's future.

Sincerely,

John P. Holdren
PCAST Co-Chair

Eric Lander
PCAST Co-Chair



Engage to Excel: Producing One Million Additional College Graduates with Degrees in Science, Technology, Engineering, and Mathematics

Executive Report

Economic projections point to a need for approximately 1 million more STEM professionals than the U.S. will produce at the current rate over the next decade if the country is to retain its historical preeminence in science and technology. To meet this goal, the United States will need to increase the number of students who receive undergraduate STEM degrees by about 34% annually over current rates.

Currently the United States graduates about 300,000 bachelor and associate degrees in STEM fields annually. Fewer than 40% of students who enter college intending to major in a STEM field complete a STEM degree. Increasing the retention of STEM majors from 40% to 50% would, alone, generate three-quarters of the targeted 1 million additional STEM degrees over the next decade. Many of those who abandon STEM majors perform well in their introductory courses and would make valuable additions to the STEM workforce. Retaining more students in STEM majors is the lowest-cost, fastest policy option to providing the STEM professionals that the nation needs for economic and societal well-being, and will not require expanding the number or size of introductory courses, which are constrained by space and resources at many colleges and universities.

The reasons students give for abandoning STEM majors point to the retention strategies that are needed. For example, high-performing students frequently cite uninspiring introductory courses as a factor in their choice to switch majors. And low-performing students with a high interest and aptitude in STEM careers often have difficulty with the math required in introductory STEM courses with little help provided by their universities. Moreover, many students, and particularly members of groups underrepresented in STEM fields, cite an unwelcoming atmosphere from faculty in STEM courses as a reason for their departure.

Better teaching methods are needed by university faculty to make courses more inspiring, provide more help to students facing mathematical challenges, and to create an atmosphere of a community of STEM learners. Traditional teaching methods have trained many STEM professionals, including most of the current STEM workforce. But a large and growing body of research indicates that STEM education can be substantially improved through a diversification of teaching methods. These data show that evidence-based teaching methods are more effective in reaching all students—especially the “underrepresented majority”—the women and members of minority groups who now constitute approximately 70% of college students while being underrepresented among students who receive undergraduate STEM degrees (approximately 45%). This underrepresented majority is a large potential source of STEM professionals.

The Need for an Improved STEM Student Recruitment and Retention Strategy for the First Two Years of Postsecondary Education

The first two years of college are the most critical to the retention and recruitment of STEM majors. These two years are also a shared feature of all types of 2- and 4-year colleges and universities—community colleges, comprehensive universities, liberal arts colleges, research universities, and minority-serving institutions. In addition, STEM courses during the first two years of college have an enormous effect on the knowledge, skills, and attitudes of future K-12 teachers. For these reasons, this report focuses on actions that will influence the quality of STEM education in the first two years of college.

Based on extensive research about students' choices, learning processes, and preparation, three imperatives underpin this report:

- Improve the first two years of STEM education in college.
- Provide all students with the tools to excel.
- Diversify pathways to STEM degrees.

Our recommendations, described below, detail how to convert these imperatives into action.

The title of this report, “Engage to Excel,” applies to students, faculty, and leaders in academia, industry, and government. Students must be engaged to excel in STEM fields. To excel as teachers, faculty must engage in methods of teaching grounded in research about why students excel and persist in college. Moreover, success depends on the engagement by great leadership. Leaders, including the President of the United States; college, university and business leadership; and others, must encourage and support the creation of well-aligned incentives for transforming and sustaining STEM learning. They also must encourage and support the establishment of broad-based reliable metrics to measure outcomes in an ongoing cycle of improvement.

Transforming STEM education in U.S. colleges and universities is a daunting challenge. The key barriers involve faculty awareness and performance, reward and incentive systems, and traditions in higher education. The recommendations in this report address the most significant barriers and use both tangible resources and persuasion to inspire and catalyze change. Attacking the issue from numerous angles and with various tools is aimed at reaching a point at which the movement will take on a momentum of its own and produce sweeping change that is sustainable without further Federal intervention.

Recommendations

The President’s Council of Advisors on Science and Technology (PCAST) proposes five overarching recommendations to transform undergraduate STEM education during the transition from high school to college and during the first two years of undergraduate STEM education:

- 1. Catalyze widespread adoption of empirically validated teaching practices.**
- 2. Advocate and provide support for replacing standard laboratory courses with discovery-based research courses.**

- 3. Launch a national experiment in postsecondary mathematics education to address the math preparation gap.**
- 4. Encourage partnerships among stakeholders to diversify pathways to STEM careers.**
- 5. Create a Presidential Council on STEM Education with leadership from the academic and business communities to provide strategic leadership for transformative and sustainable change in STEM undergraduate education.**

Each of these recommendations will be explained in more detail below.

Recommendation 1.

Catalyze widespread adoption of empirically validated teaching practices.

Learning theory, empirical evidence about how people learn, and assessment of outcomes in STEM classrooms all point to a need to improve teaching methods to enhance learning and student persistence. Classroom approaches that engage students in “active learning” improve retention of information and critical thinking skills, compared with a sole reliance on lecturing, and increase persistence of students in STEM majors. STEM faculty need to adopt teaching methods supported by evidence derived from experimental learning research as well as from learning assessment in STEM courses. Evidence-based teaching methods have proven effective with a wide range of class sizes and increase learning outcomes even as enhancements of traditional lectures.

A significant barrier to broad implementation of evidence-based teaching approaches is that most faculty lack experience using these methods and are unfamiliar with the vast body of research indicating their impact on learning. The Federal Government could have a major impact by providing substantial support for programs that provide training for current and future faculty in evidence-based teaching methods and provide materials to support the application of such methods. Established programs run by the National Academies and the American Physical Society (APS) have trained many faculty, and evaluations of these programs have demonstrated that they change the participants’ teaching methods and have positive effects on student achievement and engagement. These programs provide successful models for replication and expansion.

Although evidence-based teaching methods do not necessarily require more resources than traditional lectures, the transition requires time and effort that can be costly for colleges and universities. Given the Federal Government’s interest in maintaining a strong STEM workforce, Federal support, in partnership with private and academic institutional investment, will be needed to initiate these changes, after which they can be sustained over the long term without external assistance.

Ongoing change toward the goal described here requires the ability to measure progress. Metrics for excellence in undergraduate STEM education would provide tools for institutions, departments, funding agencies, external evaluators, accreditation agencies, students choosing where to study STEM subjects, and those designing innovative programs. Flexible criteria are needed to account for the wide range of institutions and disciplines that will use these tools to direct change.

Actions to achieve Recommendation 1.

1-1 Establish discipline-focused programs funded by Federal research agencies, academic institutions, disciplinary societies, and foundations to train current and future faculty in evidence-based teaching practices.

Successful programs should be expanded to reach 10% to 20% of the nation's 230,000 STEM faculty over the next five years. The expansion should make training available to faculty from diverse backgrounds to provide role models for all students and from all disciplines and types of institutions. Based on data from existing teaching training programs, it is reasonable to expect trained faculty to influence the teaching of 10 colleagues, making it possible to reach a substantial proportion of the STEM faculty through programs targeted at a subset of faculty. Moreover, approximately 10% of the STEM faculty teach the introductory courses to first- and second-year college students. Therefore, the goal of reaching 10% to 20% of the STEM faculty directly could result in training most of those who teach in the first two years of college.

A total of \$10-15 million per year over 5 years will be required for the training of 23,000 to 46,000 STEM faculty. Funds for this training should be derived from a combination of Federal programs academic institutions, disciplinary societies, and foundations. To train future faculty, Federal research agencies should require all graduate students and postdoctoral fellows supported by federal training grants to receive instruction in modern teaching methods. A combination of training grant and institutional funds should be dedicated to this training effort.

1-2 Create a “STEM Institutional Transformation Awards” competitive grants program at NSF.

A competitive grants program should be designed to provide incentives for and facilitate teaching innovations at 2- and 4-year institutions. Grants should support model programs and electronic dissemination of successful practices. The grants program should have funding of \$20 million per year, to support approximately 100 multi-year projects with average total support of \$1 million over a 5-year period. Funding could come from enactment of NSF's proposed Widening Implementation and Demonstration of Evidence-Based Reforms (WIDER) program at the Presidents' Fiscal Year 2012 requested level of \$20 million annually.

1-3 Request that the National Academies develop metrics to evaluate STEM education.

To evaluate progress toward the goals presented in this report, campuses, funders, students, and accreditation agencies need a meaningful set of criteria by which to measure excellence in STEM education. NSF and the U.S. Department of Education should request The National Academies to lead an effort to develop metrics supported by empirical evidence that encourage and assess faculty practices and student learning.

Recommendation 2.

Advocate and provide support for replacing standard laboratory courses with discovery-based research courses.

Traditional introductory laboratory courses generally do not capture the creativity of STEM disciplines. They often involve repeating classical experiments to reproduce known results, rather than engaging

students in experiments with the possibility of true discovery. Students may infer from such courses that STEM fields involve repeating what is known to have worked in the past rather than exploring the unknown. Engineering curricula in the first two years have long made use of design courses that engage student creativity. Recently, research courses in STEM subjects have been implemented at diverse institutions, including universities with large introductory course enrollments. These courses make individual ownership of projects and discovery feasible in a classroom setting, engaging students in authentic STEM experiences and enhancing learning and, therefore, they provide models for what should be more widely implemented.

Actions to achieve Recommendation 2.

2-1 Expand the use of scientific research and engineering design courses in the first two years through an NSF program.

The National Science Foundation should provide initial funding to replicate and scale-up model research or design courses, possibly through the existing Transforming Undergraduate Education in STEM (TUES) program or the Science, Technology, Engineering, and Mathematics Talent Expansion Program (STEP). On the order of 30% of the existing programs across STEM disciplines could be focused on funding implementation of research courses at postsecondary academic institutions at an annual cost of approximately \$12.5 million dollars (based on Fiscal Year 2010 funding levels). Based on the range of funding for Type 3 TUES grants and Type 1 STEP grants, about 10 proposals per year at an average level of \$1.2 million could be awarded, in order to impact 100 campuses over the next 10 years.

Colleges and universities should seek to match NSF funding with private and philanthropic sources. Research courses should be an encouraged element of STEM Institutional Transformation Awards. Because research courses will replace expensive introductory laboratory courses, they should not require ongoing external support once the transition is accomplished.

2-2 Expand opportunities for student research and design in faculty research laboratories by reducing restrictions on Federal research funds and redefining a Department of Education program.

Independent research on faculty projects is a direct way for students to experience real discovery and innovation and to be inspired by STEM subjects. All relevant Federal agencies should examine their programs which support undergraduate research and where there exists prohibitions, either in policy or practice, which would interfere with the recommendations of this report to support early engagement of students in research, these should be changed. Federal agencies should encourage projects that establish collaborations between research universities and community colleges or other institutions that do not have research programs. Cross-institutional research opportunities could be funded through redefinition of the Department of Education's \$1 billion Carl D. Perkins Career and Technical Education program and by sharpening the focus of Federal investments in minority institutions.

Recommendation 3.

Launch a national experiment in postsecondary mathematics education to address the mathematics-preparation gap.

College-level skills in mathematics and, increasingly, computation are a gateway to other STEM fields. Today many students entering college lack these skills and need to learn them if they are to pursue STEM majors. In addition, employers in the private sector, government, and military frequently cite that they cannot find enough employees with needed levels of mathematics skills. This lack of preparation imposes a large burden on higher education and employers. Higher education alone spends at least \$2 billion per year on developmental education to compensate for deficiencies. Also, introductory mathematics courses often leave students with the impression that all STEM fields are dull and unimaginative, which has particularly harmful effects for students who later become K-12 teachers. Reducing or eliminating the mathematics-preparation gap is one of the most urgent challenges—and promising opportunities—in preparing the workforce of the 21st century.

Closing this gap will require coordinated action on many fronts starting in the earliest grades. PCAST's earlier report on K-12 STEM education, *Prepare and Inspire: K-12 Education in Science, Technology, Engineering, and Math (STEM) for America's Future*, contains several recommendations that involve colleges and universities in this effort. In particular, it calls for the Federal Government to establish the objective of recruiting, preparing, and providing induction support for at least 100,000 new STEM middle and high school teachers who have majors in STEM fields and strong content-specific pedagogical preparation. This Administration has embraced this goal, and production of 1 million additional STEM graduates over the next decade could contribute substantially to meeting it.

The Federal Government has a critical role in supporting the development of a knowledge base to close the mathematics-preparation gap. For example, research into the best ways to teach math to older students so they can pursue STEM subjects in the first two years of college is badly needed. Some developmental mathematics courses have demonstrated effectiveness in increasing math proficiency among those not ready for college-level math and even in encouraging students intending to major in STEM subjects to persist to graduation and a STEM degree. Mathematics education research should explore the attributes of these successful classes and ways to disseminate best practices.

In the *Prepare and Inspire* report, PCAST also called for the creation of a mission-driven, Advanced Research Projects Agency for Education (ARPA-Ed) that would propel and support (1) the development of innovative technologies and technology platforms for learning, teaching, and assessment across all subjects and ages, and (2) the development of effective, integrated, whole-course materials for STEM education. Many of these advances would benefit not only K-12 education but also the developmental courses that many students need to pursue STEM fields during the first two years of college.

Actions to achieve Recommendation 3.

3-1 Support a national experiment in mathematics undergraduate education at NSF, the Department of Labor, and the Department of Education.

The National Science Foundation and the Departments of Labor and Education should support a multi-campus 5-year initiative aimed at developing new approaches to remove or reduce the mathematics bottleneck that is currently keeping many students from pursuing STEM majors.

This national experiment should fund a variety of approaches, including (1) summer and other bridge programs for high school students entering college; (2) remedial courses for students in college, including approaches that rely on computer technology; (3) college mathematics teaching and curricula developed and taught by faculty from mathematics-intensive disciplines other than mathematics, including physics, engineering, and computer science; and (4) a new pipeline for producing K-12 mathematics teachers from undergraduate and graduate programs in mathematics-intensive fields other than mathematics. Diverse institutions should be included in the experiment to assess the impact of the intervention on various types of students and schools. Outcome evaluations should be designed as a collective effort by the participating campuses and funding agencies.

Approximately 200 experiments at an average level of \$500,000 should be funded at institutions across the country, at an annual cost of \$20 million per year for 5 years. As mathematics preparation issues vary across the postsecondary spectrum, a variety of sources will be needed to fund experiments at diverse institution types. Funds for these experiments could be derived from a combination of the Department of Education's proposed First in the World Initiative, possibly the Department of Labor's Career Pathways Innovation Fund or Trade Adjustment Assistance Community College and Career Training initiative, and a strategic focus on mathematics of NSF's Transforming Undergraduate Education in STEM (TUES) program or Science, Technology, Engineering, and Mathematics Talent Expansion Program (STEP) for the next 5 years.

Recommendation 4.

Encourage partnerships among stakeholders to diversify pathways to STEM careers.

To take advantage of the breadth of available talent, non-traditional students should receive special attention. Adult and working students and those from backgrounds atypical of traditional STEM students may need alternative pathways to be successful in STEM disciplines. The concept of a "pipeline" to STEM competency and accomplishment needs to be superseded by the image of multiple pathways to these goals. All colleges and universities, including 2- and 4-year institutions, need better connections among themselves and with other institutions to provide more entry points and pathways to STEM degrees.

Actions to achieve Recommendation 4.

Establishing and supporting pathways will require a coordinated effort among diverse institutions. The Federal Government can lead this effort and encourage the necessary partnerships through strategic planning, reallocation of funds, and leadership.

4-1 Sponsor at the Department of Education summer STEM learning programs for high school students.

The Department of Education should roll-out the summer learning programs authorized in the 2007 America Competes Act (in an amendment introduced by then-Senator Obama) to provide mathematics instruction and hands-on STEM experiences for rising high school juniors and seniors. The programs should be funded by partnerships among the Federal Government, states, local entities, and private industry. Based on the size of National Science Foundation's

former Young Scholars Program for summer institutes, we recommend an investment of \$10 million to fund approximately 100 projects reaching on the order of 5000 students, annually, with significant cost sharing with academic institutions and private investors.

4-2 Encourage pathways from 2- to 4-year institutions through an NSF program and expanded definition of a Department of Labor Program.

The mission of the Department of Labor's Trade Adjustment Assistance Community College and Career Training initiative should be expanded beyond development of important partnerships between community and technical colleges and employers in the private sector to encourage scientific research and engineering design exchanges across two- and four-year institutions. Alternatively, these activities could be funded through a strategic focus of the Department of Labor's Career Pathways Innovation Fund on research partnerships. NSF's Advancing Technical Education program could also be focused on cross institutional collaborations. The bridges described here should provide authentic STEM experiences for community college students on the four-year campus and allow students to develop relations with faculty and the college or university community to ease the potential transition from a 2- to 4-year institution or to provide advanced experiences for students who do not pursue a four year degree.

4-3 Establish public-private partnerships to support successful STEM programs.

To enhance students' STEM readiness, the Federal Government should engage private industry and foundations to support successful programs that create bridges between high schools and colleges and between 2- and 4-year institutions and ensure that programs incorporate learning standards and content consistent with industry-recognized skills.

4-4 Improve data provided by the Department of Education and the Bureau of Labor Statistics to STEM students, parents, and the greater community on STEM disciplines and the labor market.

To promote pathways to STEM careers for non-traditional students, the Federal Government should provide current and comprehensive data on STEM jobs. Today, public and private employers of STEM professionals lack data about the skills, choices, and availability of STEM workers. To produce needed information, the 1988 cohort and the *High School and Beyond* cohort should be resurveyed; the Department of Education should devote more resources to tracking students from high school into their careers; and the Bureau of Labor Statistics should redefine employment categories to include in "STEM" the breadth of jobs that require STEM skills, such as medical careers and advanced manufacturing professions.

Recommendation 5.

Create a Presidential Council on STEM Education with leadership from the academic and business communities to provide strategic leadership for transformative and sustainable change in STEM undergraduate education.

The leadership of higher education and STEM-enabled businesses needs to be inspired to generate sweeping changes in higher education to produce the workforce America needs. Toward this end, we recommend that the President, via Executive Order, form a Presidential Council on STEM Education to

EXECUTIVE REPORT

provide advice and leadership on postsecondary STEM education. The council should include members that represent the breadth of academic institutions, professional societies, businesses, and private foundations involved in the development and use of human capital in STEM fields. Based on the guidance provided in this report, the council should make recommendations that advance the quality of postsecondary STEM education through all mechanisms available to the President. The council could provide a forum for leaders in the public and private sectors to weigh in on the development and deployment of metrics to evaluate STEM departments (Recommendation 1) and to design collaborative coalitions to support initiatives in STEM education (Recommendation 4), including expanding internship programs in industry and connecting industrial research agendas with research courses (Recommendation 2). In addition, it could provide advice and review for the National Experiment in Math Undergraduate Education (Recommendation 3) and could conduct further study of the math education issue, if necessary.

OVERVIEW OF PCAST RECOMMENDATIONS TO ENGAGE AND EXCEL IN UNDERGRADUATE SCIENCE, TECHNOLOGY, ENGINEERING, AND MATHEMATICS (STEM) EDUCATION

Recommendation 1: Catalyze widespread adoption of empirically validated teaching practices.

- 1-1** Establish discipline-focused programs funded by Federal research agencies, academic institutions, disciplinary societies, and foundations to train current and future faculty in evidence-based teaching practices.
- 1-2** Create the “STEM Institutional Transformation Awards” competitive grants program at NSF.
- 1-3** Request that the National Academies develop metrics to evaluate STEM education.

Recommendation 2: Advocate and provide support for replacing standard laboratory courses with discovery-based research courses.

- 2-1** Expand the use of scientific research and engineering design courses in the first two years of postsecondary education through an NSF program.
- 2-2** Expand opportunities for student research and design in faculty research laboratories by reducing restrictions on Federal research funds and redefining a Department of Education program.

Recommendation 3: Launch a national experiment in postsecondary mathematics education to address the mathematics-preparation gap.

- 3-1** Support a national experiment in mathematics undergraduate education at NSF, the Department of Labor, and the Department of Education.

Recommendation 4: Encourage partnerships among stakeholders to diversify pathways to STEM careers.

- 4-1** Sponsor at the Department of Education summer STEM learning programs for high school students.
- 4-2** Expand the scope of a Department of Labor Program and focus an NSF program to encourage pathways from 2-to 4-year institutions.
- 4-3** Establish public-private partnerships to support successful STEM programs.
- 4-4** Improve data provided by the Department of Education and the Bureau of Labor Statistics to STEM students, parents, and the greater community on STEM disciplines and the labor market.

Recommendation 5: Create a Presidential Council on STEM Education with leadership from the academic and business communities to provide strategic leadership for transformative and sustainable change in STEM undergraduate education.



The President's Council of Advisors on Science and Technology

*Engage to Excel: Producing One Million
Additional College Graduates with Degrees in Science,
Technology, Engineering, and Mathematics*

Working Group Report



PCAST STEM Undergraduate Education Working Group

Co-Chairs

S. James Gates, Jr.*

John S. Toll Professor of Physics
Director, Center for String and Particle Theory
University of Maryland, College Park

Jo Handelsman

Howard Hughes Medical Institute Professor and
Frederick Phineas Rose Professor, Molecular,
Cellular and Developmental Biology
Yale University

G. Peter Lepage

Professor of Physics
Harold Tanner Dean, College of Arts and Sciences
Cornell University

Chad Mirkin*

Rathmann Professor, Chemistry, Materials
Science and Engineering, Chemical and
Biological Engineering and Medicine
Director, International Institute for
Nanotechnology
Northwestern University

Working Group Members

Joseph G. Altonji

Thomas DeWitt Cuyler Professor of Economics
Yale University

Peter Bruns

Vice President for Grants and Special Programs
(Retired)
Howard Hughes Medical Institute (HHMI)

Carol Christ

President
Smith College

Isaac Crumbly

Associate Vice President for Career and
Collaborative Programs
Founder, Cooperative Development Energy
Program
Fort Valley State University

Emily DeRocco

President
The Manufacturing Institute
Senior Vice President
National Association of Manufacturers

Brian K. Fitzgerald

Chief Executive Officer
Business Higher Education Forum

Mark Gorenberg*

Managing Director
Hummer Winblad Venture Partners

Shirley Ann Jackson*

President
Rensselaer Polytechnic Institute

Neal Lane

Senior Fellow in Science and Technology Policy
James Baker Institute for Public Policy
Rice University

Tom Luce

Chief Executive Officer
National Math and Science Initiative

Judy Miner

President
Foothill College

ENGAGE TO EXCEL: PRODUCING ONE MILLION ADDITIONAL COLLEGE GRADUATES
WITH DEGREES IN SCIENCE, TECHNOLOGY, ENGINEERING, AND MATHEMATICS

Suzanne Ortega

Senior Vice President for Academic Affairs
University of North Carolina

Ed Penhoet*

Director, Alta Partners
Professor Emeritus, Biochemistry and Public
Health
University of California, Berkeley

Calvin Phelps

National Chair
National Society of Black Engineers (NSBE)

Daniel Schrag*

Sturgis Hooper Professor of Geology
Professor, Environmental Science and
Engineering
Director, Harvard University Center for
Environment
Harvard University

Dan Schwartz

Professor
Stanford University School of Education

Candace Thille

Director of the Open Learning Initiative Carnegie
Mellon University

Staff

Danielle Evers

AAAS Science and Technology Policy Fellow

Deborah Stine

Executive Director

Writers

Steve Olson

Science Writer

Donna Gerardi Riordan

Science Writer and Policy Analyst

* PCAST member



Table of Contents

I. Introduction1
II. Strategies: The First Two Years5
III. Barriers and Challenges.	11
IV. A Multi-Faceted Approach: Reaching A Tipping Point	15
Recommendations:	
1. Catalyze widespread adoption of empirically validated teaching practices	16
2. Advocate and provide support for replacing traditional lab courses with discovery-based research courses	25
3. Launch a national experiment in postsecondary mathematics education to address the mathematics-preparation gap	27
4. Encourage partnerships among stakeholders to diversify pathways to STEM careers	30
5. Create a Presidential Council on STEM Education with leadership from the academic and business communities to provide strategic leadership for transformative and sustainable change in STEM undergraduate education	35
V. Engage to Excel: Summary of Recommendations, Actions, and Estimated Costs.	37
Appendix A: Experts Providing Input to PCAST	39
Appendix B: Acknowledgements	45
Appendix C: STEM Higher Education Enrollment, Persistence, and Completion Data	47
Appendix D: Economic Analysis of STEM Workforce Need	67
Appendix E: Evidence of the Mathematics-Preparation Gap	79
Appendix F: Efficacy of Various Classroom Methods	83
Appendix G: Review of Evidence that Research Experiences have Impacts on Retention	87
Appendix H: Effective Practices to Improve STEM Undergraduate Education	89
Appendix I: References for Tables 2, 3, 4	97



I. Introduction

Importance of STEM

Throughout the 20th century, science, technology, and higher education were drivers of innovation in the U.S. economy. The rapid expansion of the research and development enterprise after World War II—which was enabled by the growth of higher education and corresponding increases in the number of college graduates with expertise in science, technology, engineering, and mathematics (STEM)—led to strong economic performance, good jobs, and thriving new industries driven by new technologies.

The United States is now putting its future at risk by forfeiting its historical strengths in STEM education. The proportion of STEM degrees among all college graduates has been falling for the past decade.¹ Without action, it is likely that this proportion will continue to drop as groups that have historically earned fewer STEM degrees on average than white men become a larger majority of college students.²

As has occurred previously—with the 1862 Federal support for the establishment of land grant colleges, for example, and almost a century later with the response to the launch of Sputnik—the Nation has reached a decision point. The United States could renew its commitment to education—and especially STEM education—or it could risk creating a permanent economic gap among American workers at a time of dramatic demographic transition and enhanced global economic competition.

The need for STEM knowledge extends to all Americans. The products of science, technology, engineering, and mathematics play a substantial and growing role in the lives of all Americans. A democratic society in which large numbers of people are unfamiliar or uncomfortable with scientific and technological advances faces a great economic disadvantage in globalized competition. Achieving scientific and technological literacy among our citizenry is a complex topic that differs in important ways from the challenge of training STEM professionals and is beyond the scope of this report; we hope that this topic will become the focus of future study. Nevertheless, the actions we recommend, though not specifically targeted at achieving broad STEM literacy, will affect STEM literacy among the college-educated citizenry.

One million additional college graduates with STEM degrees

Several analyses point to the need to add to the American workforce over the next decade approximately 1 million more STEM professionals than the U.S. will produce at current rates.^{3,4,5} The exact projections vary somewhat depending on the job definitions and assumptions embodied in the models, but the

1. See Appendix C.

2. See Appendix D.

3. Lacey, T. A. and B. Wright. (2009). "Occupational employment projections to 2018." *Monthly Labor Review* 132(11):82-123.

4. See Appendix D.

5. Langdon, D., G. McKittrick, D. Beede, B. Khan, and M. Doms. (2011). "STEM: Good Jobs Now and for the Future." *ESA Issue Brief #03-11*. Washington, DC: U.S. Department of Commerce.

ENGAGE TO EXCEL: PRODUCING ONE MILLION ADDITIONAL COLLEGE GRADUATES
WITH DEGREES IN SCIENCE, TECHNOLOGY, ENGINEERING, AND MATHEMATICS

studies produce results on the same order of magnitude. For example, one analysis by the Center on Education and the Workforce at Georgetown University shows that between 2008 and 2018, STEM occupations will increase from 5.0% of the jobs in the U.S to 5.3%, an increase that is equivalent to 1 million jobs⁶ and that 92% of STEM jobs by 2018 will require at least some postsecondary education and training.⁷ This projection also aligns with the President’s goal of the United States regaining its lead in the world in the number of young people graduating from college. If the STEM fields are going to take part in this growth of college-educated Americans, the number of STEM degrees earned must increase by about 1 million over the next decade.

In the past, the United States has relied on foreign-born STEM professionals to satisfy unmet workforce demands, and these employees have made important contributions to the U.S. economy. But the U.S. is not guaranteed a continuing future supply of international workers in STEM fields because education and employment opportunities are increasing in numbers elsewhere. Reliance on foreign nationals makes our security and economy vulnerable as their home countries become more attractive and their STEM-trained workers return from the U.S. to serve the needs of their homelands. Moreover, STEM-related jobs are among the best our economy offers, as evidenced by their high wages and lower unemployment rates than in other sectors.^{8,9,10} The increased supply of jobs in these fields will offer an opportunity to reduce income inequality in the United States.^{11,12} This opportunity can be captured only by increasing the number of U.S.-born college graduates with training in STEM fields from all demographic sectors of U.S. society.

The U.S. currently graduates about 300,000 bachelor and associate degrees in STEM fields annually;¹³ thus, between 2012 and 2022, the U.S. can be expected to produce approximately 3 million STEM degrees. To meet the goal of an additional 1 million STEM college graduates in the next decade, we would need to graduate an additional 100,000 per year, representing an approximately 33% increase over current production rates. This goal is justified and will be feasible with strategic actions. (See Appendix D for a more extensive analysis of the need for 1 million additional STEM workers.)

6. Carnevale, A.P., N. Smith, and J. Strohl. (2010). *Help Wanted: Projections of Jobs and Education Requirements through 2018*. Washington, DC: Georgetown University Center on Education and the Workforce.

7. Carnevale, A.P., N. Smith, and M. Melton. (2011). *STEM*. Washington, DC: Georgetown University Center on Education and the Workforce.

8. U.S. General Accounting Office. (2005). *Higher Education: Federal Science, Technology, Engineering, and Mathematics Programs and Related Trends*. Washington, DC.

9. Langdon, et al. (2011), op. cit.

10. Scott, J. and A. Balakrishnan. “STEM Workforce Trends, Projections, and Skills Assessments.” Unpublished analysis for PCAST Working Group on Postsecondary STEM Education, May 9, 2011. Washington, DC: IDA Science and Technology Policy Institute.

11. Carnevale, A. P., and S. J. Rose. (2011). *The Undereducated American*. Washington, DC: Georgetown University Center on Education and the Workforce.

12. Goldin, C., and L.F. Katz. (2008). *The Race Between Education and Technology*. Cambridge, MA: Harvard University Press.

13. Radford, A.W., L. Berkner, S.D. Wheelless, and B. Shepherd. (2010). “Persistence and Attainment of 2003–04 Beginning Postsecondary Students: After 6 Years (NCES 2011-151).” U.S. Department of Education. Washington, DC: National Center for Education Statistics. Accessible at <http://nces.ed.gov/pubsearch>.

Beyond STEM professionals

In this report, STEM professionals are defined as those with degrees in STEM areas who are trained and work as STEM practitioners. In addition to the need for more STEM professionals, there is also a national need for more workers with some STEM training. These “STEM-capable” workers are able to use knowledge and skills from STEM fields but work in areas that are traditionally considered non-STEM fields. The ranks of the STEM-capable workforce are expanding as this skill set comes to represent an increasingly valued commodity in many fields. For example, physicians, nurses, and other health workers and advanced manufacturing professionals generally are not categorized as “STEM professionals,” yet many of these jobs draw heavily on STEM knowledge and skills, and represent some of the most rapidly growing or wealth producing sectors of the U.S. economy. Another group that is not counted in economic projections as STEM professionals are K-12 teachers with strong STEM skills, whose shortage has become a national crisis. (See Appendix D for further description of STEM skills categories).

Since none of these substantial groups is counted among the needed STEM professionals in the economic projections we cite here, the size of the future workforce needing STEM training may substantially exceed the addition of the estimated 1 million STEM professionals. The recommendations we present should affect the college-educated population generally by increasing interest in and knowledge of STEM subjects among graduates of diverse fields, thereby broadening the impact of the recommended actions beyond STEM professionals.

Engage to Excel

The themes guiding this report have broad application to leaders, faculty, and students in academia, industry, and government.

The title of this report, “*Engage to Excel*,” applies to individuals across these groups. Students must be engaged to excel in STEM fields. To excel as teachers, faculty must engage in methods of teaching grounded in research about why students excel and persist in college. Moreover, success depends on the engagement by great leadership. Leaders, including the President of the United States, college, university and business leadership, and others, must encourage and support the creation of well-aligned incentives for transforming and sustaining STEM learning. They also must encourage and support the establishment of broad-based reliable metrics to measure outcomes in an ongoing cycle of improvement.



II. Strategies: The First Two Years

How to fill the need?

In the United States, fewer than 40% of the students who enter college with the intention of majoring in a STEM field complete a STEM degree. Most of the students who leave STEM fields switch to non-STEM majors after taking introductory science, math, and engineering courses.¹⁴ Many of the students who leave STEM majors are capable of the work, making the retention of students who express initial interest in STEM subjects an excellent group from which to draw some of the additional one million STEM graduates. Research on the exodus from STEM disciplines shows that many students who transfer out of STEM majors perform well, but they describe the teaching methods and atmosphere in introductory STEM classes as ineffective and uninspiring.^{15,16} Others do not perform well despite interest and aptitude and would benefit from alternative teaching methods, tutoring, or other experiences demonstrated to improve performance in STEM subjects. Merely increasing retention from 40% to 50% would translate to an additional 72,500 STEM degrees per year, comprising almost three-quarters of the 1 million additional STEM graduates needed over the next decade.

Although women and members of minority groups now constitute approximately 70% of college students, they are underrepresented among students receiving undergraduate degrees in STEM subjects (approximately 45 percent). These students are an “underrepresented majority” that must be part of the route to excellence.¹⁷ Members of this group leave STEM majors at higher rates than others and offer an expanding pool of untapped talent. Some campuses have shown that differences in performance and retention between traditional STEM majors and members of the underrepresented majority can be reduced substantially by several simple changes in campus or classroom practices (e.g., see Appendices F and G).^{18,19,20,21} The underrepresented majority is a large underutilized source of potential STEM professionals and deserves special attention.

The current system of STEM education has effectively trained many STEM workers, including most of the current STEM workforce. However, its longevity is not evidence that it cannot be improved or that this system will be successful with today’s student body. Indeed, extensive evidence points to a need to

14. See Appendix C.

15. Seymour, E. and N. M. Hewitt. (1997). *Talking about leaving*. Boulder, CO: Westview Press.

16. Brainard, S. and L. Carlin. (1998). “A six-year longitudinal study of undergraduate women in engineering and science.” *Journal of Engineering Education* 87(4):, 369-375.

17. The concept of the “underrepresented majority” has particularly been championed by Shirley Jackson, president of Rensselaer Polytechnic Institute. For example: Jackson, Shirley. (2004). “The Perfect Storm: A Weather Forecast.” Address to the annual meeting of the American Association for the Advancement of Science, Seattle, WA.

18. Felder, R. M., G.N. Felder, and E.J. Dietz. (1998). “A longitudinal study of engineering student performance and retention v. comparisons with traditionally-taught students.” *Journal of Engineering Education* 87(4): 469-480.

19. Walton, G. M. and G. L. Cohen. (2011). “A Brief Social-Belonging Intervention Improves Academic and Health Outcomes of Minority Students.” *Science* 331(6023): 1447-1451.

20. Nagda, B. A., S. R. Gregerman, J. Jonides, W. von Hippel, and J.S. Lerner. (1998). “Undergraduate student-faculty research partnerships affect student retention.” *The Review of Higher Education* 22: 55-72.

21. Ohland, M. W., C.E. Brawner, M.M. Camacho, R.A. Layton, R.A. Long, S.M. Lord, and M.H. Wasburn. (2011). “Race, gender, and measures of success in engineering education.” *Journal of Engineering Education* 100: 225-252.

do better. STEM disciplines have substantially lower rates of retention than do the social sciences and humanities.^{22,23,24} Furthermore, many of those who leave STEM majors express dissatisfaction with the teaching of STEM classes.^{25,26} This should be seen as a national crisis of STEM teaching, yet many STEM faculty members believe that this “weeding out” process is in the best interest of their disciplines and the larger national interest. If many of those who leave performed well in introductory STEM courses, and many others could be helped to succeed, then it is unreasonable to conclude that this attrition represents an effective selection process that is maximally beneficial to STEM fields.²⁷

The first two years of college are the most critical to retention and recruitment of STEM majors. The STEM courses in these years are also a shared feature of all types of 2- and 4-year colleges and universities—community colleges, comprehensive universities, liberal arts colleges, research universities, and minority-serving institutions. In addition, STEM courses in the first two years are all the STEM courses that most future K-12 teachers are going to experience in college. The amount they learn, the models of STEM teaching, and their attitudes towards STEM disciplines will have an enormous impact on their future teaching. For all these reasons, a focus on improving STEM courses taken early in college offers potentially enormous benefits to STEM fields. Therefore, this report focuses on actions that will influence the quality of STEM education in the first two years of college.

Persistence of students in STEM majors

Research indicates that student persistence in a STEM degree is associated primarily with three aspects of their experience. The first concerns *intellectual engagement and achievement*. Compared with students in traditional lectures, students who play an active role in the pursuit of scientific knowledge learn more and develop more confidence in their abilities, thereby increasing their persistence in STEM majors. This engagement can be accomplished in both the classroom and research lab. Many types of classroom instruction that engage students in thinking or problem-solving increase learning and enhance attitudes toward STEM fields. These gains translate into better retention of students in STEM majors. For example, students in traditional lecture courses were twice as likely to leave engineering and three times as likely to drop out of college entirely compared with students taught using techniques that engaged them actively in class.²⁸ In a randomized trial at the University of Michigan, students who engaged in sophomore research with a professor were much less likely to leave STEM majors than those who did not. The effects were observed among all groups, including white, African American, and Hispanic students.²⁹

22. The National Academies (2010). *Expanding Minority Participation: America's Science and Technology Talent at the Crossroads*. Washington, DC: National Academy Press.

23. See Appendix C.

24. Tobias, S. (1990). *They're Not Dumb, They're Different: Stalking the Second Tier*. Tucson, AZ: Research Corporation.

25. Seymour and Hewitt. (1997). op. cit.

26. Tobias. (1990). op. cit.

27. Sevo, R. (2009). “The Talent Crisis in Science and Engineering.” In B. Bogue & E. Cady (Eds.). *Applying Research to Practice (ARP) Resources*. Accessible at <http://www.engr.psu.edu/AWE/ARPResources.aspx>.

28. Felder, R. M., G.N. Felder, and E.J. Dietz. (1998). “A longitudinal study of engineering student performance and retention v. comparisons with traditionally-taught students.” *Journal of Engineering Education* 87(4): 469-480.

29. Nagda, B. A., S. R. Gregerman, J. Jonides, W. von Hippel, and J.S. Lerner. (1998). “Undergraduate student-faculty research partnerships affect student retention.” *The Review of Higher Education* 22: 55-72.

II. STRATEGIES: THE FIRST TWO YEARS

The second aspect of a student's experience that affects persistence is *motivation*. Motivation is partially intrinsic but also is modulated by the college environment. A key in maintaining student motivation is having role models. The majority of U.S. STEM faculty are white, male, able-bodied, and middle class and have had many role models with whom to identify. Role models who are women and ethnic minorities increase the performance and retention of students in those same groups.^{30,31,32} Financial concerns,³³ lack of encouragement from family members,³⁴ and a deficit of peers from similar backgrounds can erode self-confidence and the will to remain in STEM majors.³⁵

A student's belief about barriers or pathways to success in an academic field also influences motivation. For example, students who believe that hard work is the key element in success are more likely to interpret negative feedback as guidance for improvement, whereas students who believe that intrinsic ability determines a person's success are more likely to take negative feedback as a negative assessment of their ability to perform.³⁶ Courses that have very low average grades on exams can differentially discourage the latter group of students from continuing in STEM majors.³⁷

Some simple experiences have been shown to have large effects on performance and persistence. In one study, female subjects instructed to focus on the similarities between men and women performed better on a math exam and expressed less preference for typically feminine careers than students who received instructions that were not directed at gender.³⁸ A dramatic effect was achieved in performance on physics exams by having students write for 15 minutes about their values. This exercise only affected the women, thereby closing a rather substantial achievement gap between men and women in the class.³⁹ A recent paper reported a study of students who experienced a one-time intervention in which they were asked to read a short article about adversity in college and then write an essay and speak about it. Over a 3-year period, the African American students who experienced the intervention had grade point averages a full grade higher than those who did not experience the session, had fewer health problems, and had a greater sense of well-being than African American students in the control

30. Marx, D. M. and J. S. Roman. (2002). "Female Role Models: Protecting Women's Math Test Performance." *Personality and Social Psychology Bulletin* 28: 1183-1193.

31. Lockwood, P. (2006). "Someone like me can be successful: Do college students need same-gender role models?" *Psychology of Women Quarterly* 30(1): 36-46.

32. Cheryan, S., J.O. Siy, M. Vichayapai, B.J. Drury and S. Kim. (2011). "Do Female and Male Role Models Who Embody STEM Stereotypes Hinder Women's Anticipated Success in STEM?" *Social Psychological and Personality Science* 2: 656-664.

33. The National Academies. (2010). op. cit.

34. Sy, S. R. and J. Romero. (2008). "Family Responsibilities Among Latina College Students From Immigrant Families." *Journal of Hispanic Higher Education* 7(3): 212-227.

35. Ethier, K. A. and K. Deaux. (1994). "Negotiating Social Identity When Contexts Change—Maintaining Identification And Responding To Threat." *Journal of Personality and Social Psychology* 67: 243-251.

36. Aronson, J. M. (Ed.) (2002). *Improving academic achievement: Impact of psychological factors in education*. San Diego, CA: Academic Press.

37. Byars-Winston, A., Y. Estrada, C. Howard, D. Davis, J. Zalapa. (2010). "Influence of social cognitive and ethnic variables on academic goals of underrepresented students in science and engineering: A multiple-groups analysis." *Journal of Counseling Psychology* 57: 205-218.

38. Rosenthal, H.E. and R.J. Crisp. (2006). "Reducing stereotype threat by blurring intergroup boundaries." *Personality and Social Psychology Bulletin* 32, 501-511.

39. Kost-Smith, L. E., S.J. Pollock, N.S. Finkelstein, G.L. Cohen, T.A. Ito, and A. Miyake. (2011). "Replicating a Self-Affirmation Intervention to Address Gender Differences: Successes and Challenges." Research paper. Boulder, CO: Physics Education Research @ Colorado.

group.⁴⁰ In addition, many studies show that participation in research improves motivation and active participation in subsequent courses for all students.⁴¹

The third aspect of a student's experience that affects persistence is *identification with a STEM field*. Recent work suggests that identification with a group or community of STEM professionals may overshadow many other factors in determining persistence.^{42,43,44} Developing meaningful relationships with peers and instructors, involvement in study groups, and participation in a research laboratory all are associated with reduced departures from STEM fields.^{45,46,47,48,49,50,51,52,53,54} Interventions to enhance minority students' identification with a field equalize retention between minority and majority students,⁵⁵ indicating the need for more focused programs that emphasize student engagement as part of a STEM community.

Strategies to achieve engagement and excellence in STEM learning

All three of the aspects of student experience discussed above must be addressed to increase retention among STEM students. The key strategies that we propose in this report fall into three broad categories:

- 1. Adopt STEM teaching strategies that emphasize student engagement.** The lecture has been a mainstay of higher education since the word "lecture" was created in the 14th century, and today most introductory STEM courses are taught largely through lectures. Extensive

40. Walton, G. M. and G. L. Cohen (2011). "A Brief Social-Belonging Intervention Improves Academic and Health Outcomes of Minority Students." *Science* 331(6023): 1447-1451.

41. Lopatto, D. (2007). "Undergraduate research experiences support science career decisions and active learning." *CBE Life Sciences Education* 6: 297-306.

42. Bartlett, K. (2003). "Towards a true community of scholars: undergraduate research in the modern university." *Journal of Molecular Structure: THEOCHEM* 666-667: 707-711.

43. Espinosa, L. L. (2011). "Pipelines and Pathways: Women of Color in Undergraduate STEM Majors and the College Experiences That Contribute to Persistence." *Harvard Educational Review* 81(2): 209-240.

44. Estrada, M., A. Woodcock, P.R. Hernandez, and P. Schultz, and P.W. Schultz. (2011). "Toward a model of social influence that explains minority student integration into the scientific community." *Journal of Educational Psychology* 103(1): 206-222.

45. Anaya, G. (2001). "Correlates of performance on the MCAT: an examination of the influence of college environments and experiences on student learning." *Advances in Health Sciences Education Theory and Practice* 6: 179-191.

46. Gregerman, S. R. (1999). "Improving the Academic Success of Diverse Students Through Undergraduate Research." *Council on Undergraduate Research Quarterly*.

47. Hathaway, R., B.A. Nagda, and S. Gregerman. (2002). "The relationship of undergraduate research participation to graduate and professional education pursuit: An empirical study." *Journal of College Student Development* 43(5): 614-631.

48. Bartlett. (2003). op. cit.

49. Kight, S.L., J.J. Gaynor, and S.D. Adams. (2006). "Undergraduate Research Communities: A Powerful Approach to Research Training." *Journal of College Science Teaching* July/August, 34-39.

50. Kinkel, D. H. and S. E. Henke (2006). "Impact of undergraduate research on academic performance, educational planning, and career development." *Journal of Natural Resources and Life Sciences Education* 35: 194-201.

51. Hunter, A-B., S. L. Laursen, and E. Seymour. (2007). "Becoming a scientist: The role of undergraduate research in students' cognitive, personal, and professional development." *Science Education* 91: 36-74.

52. Russell, S. H., M.P. Hancock, and J. McCullough. (2007). "The pipeline: Benefits of undergraduate research experiences." *Science* 316: 548-549.

53. Junge, B., C. Quiñones, J. Kakietek, D. Teodorescu, and P. Marsteller. (2010). "Promoting Undergraduate Interest, Preparedness, and Professional Pursuit in the Sciences: An Outcomes Evaluation of the SURE Program at Emory University." *CBE-Life Sciences Education* 9(2): 119-132.

54. Espinosa. (2011). op. cit.

55. The National Academies. (2010). op. cit.

II. STRATEGIES: THE FIRST TWO YEARS

research on how the human brain learns indicates that diversifying teaching methods enhances critical thinking skills, long-term retention of information, and student retention in STEM majors.^{56,57,58,59,60,61,62,63,64} Moreover, these active learning techniques benefit *all* students and can close the achievement gap between ethnic groups and men and women. We therefore recommend that STEM faculty learn how to use and incorporate highly effective teaching methods into their introductory STEM courses, including the opportunity to generate knowledge through research. These methods should include research courses, other forms of active student engagement, and learning assessment as part of a continued cycle of improvement in STEM education.

2. Provide all students with the tools to excel. Many students arrive in college without sufficient study skills, math proficiency, or identification as a scientist, engineer, or mathematician. These three contributors to success in STEM disciplines also are distributed differentially among ethnic and socioeconomic groups as well as between men and women. These are key foci for change that will reduce the achievement gap and increase retention of students in STEM courses. We therefore recommend high school to college bridge programs and other mechanisms to improve study skills, identification with STEM fields, and particularly math preparation. The POSSE foundation⁶⁵ provides a model from which key features can be used as a gold standard for bridge programs:

- A rigorous selection process for students with academic excellence, leadership potential, and interest in STEM fields.
- Enrichment programs and cohort events to build community and a support network for students
- Academic programs during the summer after high school to enable college readiness
- Mentoring, advising, and tutoring at college, including assistance finding a research laboratory

3. Diversify pathways to STEM degrees. There was a time when most people who attended college were single white men, had high school diplomas, started college at age 18, graduated

56. Conway, M. A. and S. J. Anderson. (1994). "The formation of flashbulb memories." *Memory & Cognition* 22: 326.

57. Weigel, R. H. (1975). "The impact of cooperative learning experiences on cross-ethnic relations and attitudes." *Journal of Social Issues* 31: 219-244.

58. Schwartz, D. L. and J.D. Bransford (1998). "A time for telling." *Cognition & Instruction* 16: 475-522.

59. Springer, L., M. E. Stanne, and S.S. Donovan. (1999). "Effects of small-group learning on undergraduates in science, mathematics, engineering, and technology: A meta-analysis." *Review of Educational Research* 69(1): 21-51.

60. Rivard, L. P. and S. B. Straw. (2000). "The effect of talk and writing on learning science: An exploratory study." *Science Education* 84: 566-593.

61. Callender, A. A. and M. A. McDaniel. (2007). "The Benefits of Embedded Question Adjuncts for Low and High Structure Builders." *Journal of Educational Psychology* 99: 339-348.

62. Chen, J. Y. (2011). "Problem-based learning: Developing resilience in nursing students." *Kaohsiung Journal of Medical Sciences* 27(6): 230-233.

63. Morgan, R. L., J. E. Whorton, and C. Gunsalas. (2000). "A comparison of short term and long term retention: lecture combined with discussion versus cooperative learning." *Journal of Instructional Psychology* 27: 53-58.

64. National Research Council. (2005). *How Students Learn: Science in the Classroom*. Washington, DC: National Academy Press.

65. See The Posse Foundation: <http://www.possefoundation.org/>.

ENGAGE TO EXCEL: PRODUCING ONE MILLION ADDITIONAL COLLEGE GRADUATES
WITH DEGREES IN SCIENCE, TECHNOLOGY, ENGINEERING, AND MATHEMATICS

in 4 years, had all the academic preparation needed to succeed, and had few family responsibilities. In the 21st century, this is not true. Today, students come from diverse backgrounds, have widely divergent levels of preparation, may be returning to college after years in the workforce or serving in the U.S. military, and often are employed while in college to support themselves and families. Higher education needs to acknowledge these differences among students and work to accommodate them by creating more entry points and pathways to STEM degrees. At the beginning of the 21st Century, the concept of a “pipeline” to STEM competency and accomplishment needs to be replaced by a system of multiple pathways to these goals.



III. Barriers and Challenges

Institutional and individual barriers demand a multifaceted approach to catalyzing change

The strategies introduced in the previous section have the potential to transform undergraduate STEM education, but change in academia is slow and hard. The status quo is favored for many reasons, such as existing incentive structures and traditional practices. In this chapter of the report, we describe the most significant barriers to implementing the three strategies to achieve excellence and engagement. The next chapter presents a multifaceted set of actions that the Federal Government can take to encourage change and reduce or circumvent the barriers.

Faculty lack knowledge of evidence-based teaching

Despite what is a now vast body of research about how people learn and which teaching methods are most effective at transmitting knowledge and building critical thinking skills, most STEM faculty members have neither the time nor the incentives to find, read, and evaluate the literature or the teaching methods derived from it. Most teach using methods by which they were taught. Access to and implementation of modern assessment of learning is similarly distant from and inaccessible to the typical faculty member. Few opportunities for formal training in STEM teaching and assessment exist, and those that do are hard to find.

Lack of facilitation and rewards for good teaching

Instituting more effective institutional approaches than lecturing will require convincing a large segment of those teaching STEM courses that they can teach more effectively while still meeting all of their professional obligations (including teaching multiple courses, conducting research, and serving their institutions and disciplines). Today, faculty members still face several major obstacles to changing their teaching practices:

- Insufficient time to acquire the latest information on the most effective evidence-based teaching practices,
- lack of individual rewards for teaching, even at liberal arts colleges, where salaries and advancement more closely correlate with publication rate than teaching quality,
- lack of departmental rewards and expectations for good teaching.

The current incentive system for most STEM faculty is focused on research and not teaching. It therefore discourages the expenditures of time and effort required to surmount the obstacles cited above. As things stand, it seems untenable to expect faculty to become proficient practitioners of a research field as well as experts on the literature on effective evidence-based teaching practices. They need to be provided with tools and information that they can readily use in their teaching.

To increase recognition of the importance of teaching in research institutions, it will be critical to have leadership from presidents and provosts to galvanize faculty through resources and rewards. Department chairs are critical to that effort because they have the most direct impact on teaching in STEM departments. Some of the changes are easy and inexpensive. For example, a department's web-page might simply provide a set of learning goals for students in their major; the process of agreeing on these learning goals would immediately elevate the visibility and importance of teaching and likely improve it as well. A department's website might also list faculty members who are outstanding teachers and provide evidence for their excellence. Some changes will be harder. Adding a requirement for teaching excellence to tenure guidelines has been accomplished at many research universities,^{66,67} but will be highly controversial at others. Some changes will require new resources. Revamping courses and curricula is difficult and requires time that must be subsidized. Resources can be used to influence how faculty spend their time and will be essential to seed transformation and institutionalization of improved STEM teaching.

Limited resources

Most universities have felt the economic realities of the last few years. Some struggle to provide the most basic elements of their curricula, so the idea of putting time and resources into new teaching approaches and programs may seem unrealistic. Leadership will need to address this issue through reallocation of existing resources, strategic fundraising, and securing financial assistance from private funders and State and Federal grants. However, the strategies proposed here require little expansion of the introductory courses. Increasing retention of students *beyond* the introductory courses will generate most of the new STEM majors.

Grading and workload across majors

Some students avoid or abandon STEM majors because they believe that their GPAs are likely to be lower in STEM courses than in humanities, business and management, or social sciences and that the workload is greater. They are correct at most universities. However, faculty can make it known that they are available to help students learn to ensure that they do as well as possible in their courses. STEM faculty also can make their courses so engaging that students will be inspired by STEM fields and persist in STEM majors despite the workload. Most students who intend to major in a STEM field have an intrinsic interest in STEM subjects that can compensate for the differences between STEM and other courses. Arbitrary depression of grading scales in STEM courses should be discontinued. These practices artificially reward students for majoring in non-STEM disciplines, especially for students who feel pressure from financial aid, GPA requirements, or graduate school admissions.

66. Anderson W.A., U. Banerjee, C.L.Drennan, S.C. Elgin, I.R. Epstein, J. Handelsman, G.F. Hatfull, R. Losick, D.K. O'Dowd, B.M. Olivera, S.A. Strobel, G.C. Walker, and I.M. Warner. (2011). "Science education. Changing the culture of science education at research universities." *Science* 331(6014):152-3.

67. See, for example, University of Wisconsin-Madison website for the Secretary of the Faculty: <http://www.secfac.wisc.edu>.

Institutional isolation

Many two-year and non-research institutions do not have the programs or resources to offer students a full suite of research opportunities. Addressing this will require collaborations among academic institutions as well as between academia and industry to expand the opportunities for students beyond their own institution.

Challenge of change

People are usually resistant to change. One reason that many faculty may maintain traditional teaching practices is that they have been successful in their fields and therefore assume that the educational approaches that taught them so effectively are appropriate for all students. But resistance to change is human and has been confronted successfully in numerous other settings. The study of individual, organizational, and cultural change is a sophisticated field that can inform the design of transformation strategies for STEM education in the first two years of college.

The fact that lecturing remains the overwhelmingly predominant form of instruction at the post-secondary level when there are hundreds of papers showing better ways to teach indicates that more than inertia is at work. The incentives for both the academic department and the individual faculty member at research universities are focused on maximizing research success, and this system has worked extremely well to maintain a powerful research engine in higher education. However, there are few, if any, counter-balancing incentives linked to desired educational outcomes, and there are often disincentives. One that exerts an overwhelming influence on junior faculty is the current tenure decision system. Though increased attention is now being paid to teaching effectiveness, tenure decision processes still push mainly in the opposite direction. Even if junior faculty come to an institution with the passion and determination to achieve teaching excellence, they can easily feel, and are often advised by their more senior colleagues, that teaching innovations should wait until after they have achieved tenure.

Effective incentives require good metrics for measuring accomplishment—metrics by which departments and individual faculty members can be compared and held accountable. Although research will always be the hallmark of the research university and must be valued and rewarded, the ideal faculty incentive system is based on both teaching and research accomplishments. For the incentive system to be meaningful, metrics for teaching quality must be credible.

To achieve the goals presented in this report, colleges and universities need to change their institutional and reward structures. In the last few decades, some extraordinary, sweeping changes have been deliberately instigated and studied in other societal areas. For example, the nearly universal familiarity in the United States with the idea of a “designated driver,” previously unknown in our society, was achieved in three years because of one person’s vision and action. Such campaigns provide guidance for designing similarly transformative initiatives.

Table 1. Actions to induce cultural change

- | | |
|---|--|
| <ul style="list-style-type: none">• Create a sense of urgency• Identify credible guiding teams• Create vision• Communicate vision and progress• Facilitate change/remove obstacles• Generate belief in successful movement | <ul style="list-style-type: none">• Reward change• Ensure repeated exposure to message• Provide checklists to measure progress• Create community for transformation leaders• Use diverse, concerted drivers to generate a tipping point |
|---|--|

Sources:

Gladwell, M. (2002). *The Tipping Point: How Little Things Can Make a Big Difference*. New York, NY: Little, Brown & Co.;

Heath, C. and D. Heath (2010). *Switch*. New York, NY: Broadway Books.

Kotter, J. (1996). *Leading Change*. Boston, MA: Harvard Business Review Press.

Shapiro, A. (2003). *Creating Contagious Commitment: Applying the Tipping Point to Organizational Change*. Hillsborough, NC: Strategy Perspective.

Based on the theory and practice of cultural change, a number of steps must be accomplished to effect lasting change for STEM education (Table 1). Key elements to be addressed include human tendencies such as resistance to change, complacency, and cynicism; practical obstacles such as lack of resources and know-how; communication challenges including lack of awareness of the problem or successful solutions; and lack of reinforcements to foster change among individuals and institutions. The recommendations we make in the next chapter are focused on addressing the challenges, generating an environment, and establishing processes that will induce and sustain transformative change.



IV. A Multi-Facted Approach: Reaching the Tipping Point

No single strategy will generate 1 million additional undergraduate STEM degrees over the next decade, because the challenge has many dimensions. It entwines facts and logic with academic culture, incentives, and belief systems. Therefore the recommendations presented here address various stakeholders and use both tangible resources and persuasion to inspire and catalyze change in undergraduate STEM education. By attacking the issue from a number of angles with various tools, including public exhortation, faculty incentives, resources, information, and institutional connections, the concerted forces can reach a point at which the movement takes on a momentum of its own and leads to sweeping change.

Barriers to change vary with institution type and context. Some institutions may respond to a desire to be on the cutting edge of education, some to new resources, and others to the desire to maintain funding for and prestige of their graduate programs. Some faculty will be interested in change but will not know how to accomplish it; others will be waiting to hear from their administrations that this change is important and will be rewarded. Some students might benefit most from engaging in research, while others might be more in need of bolstering their math skills. Therefore, we propose promoting change with actions that address diverse students, faculty, departments, institutional leadership, industrial interests, and professional societies.⁶⁸ Our recommendations aim to overcome many barriers, from lack of faculty time for studying the education literature to the inability of students to re-enter college after they take a break from their education.

A number of steps must be accomplished to effect lasting change. Needed elements include a combination of rational thinking, a sense of urgency, community facilitation, cooperative action among key players, individual and group rewards, and visible success stories.

When the point is reached where ongoing change no longer depends on interventions by the Federal Government, the importance of engagement and excellence in STEM education will be part of the academic lexicon on every institution's agenda, and will be widely accepted as beneficial to students, faculty, and society. When this point is reached, resources for the recommendations below will be incorporated into the base budgets of many institutions, graduate students will not remember a time when science was taught by lectures alone, and having metrics to evaluate excellence in STEM education will be routine.

68. Kezar, A. J. and P. D. Eckel. (2002). "The Effect of Institutional Culture on Change Strategies in Higher Education: Universal Principles or Culturally Responsive Concepts?" *Journal of Higher Education* 73(4): 435-460.

Recommendations

The President’s Council of Advisors on Science and Technology (PCAST) proposes five overarching recommendations to transform undergraduate STEM education during the transition from high school to college, and during the first two years of undergraduate STEM education:

1. **Catalyze widespread adoption of empirically validated teaching practices.**
2. **Advocate and provide support for replacing standard laboratory courses with discovery-based research courses.**
3. **Launch a national experiment in postsecondary mathematics education to address the mathematics preparation gap.**
4. **Encourage partnerships among stakeholders to diversify pathways to STEM careers.**
5. **Create a Presidential Council on STEM Education with leadership from the academic and business communities to provide strategic leadership for transformative and sustainable change in STEM undergraduate education.**

Each of these recommendations will be explained in more detail below.

Recommendation I.

Catalyze widespread adoption of empirically validated teaching practices.

Rationale for Recommendation 1.

Evidence-Based Teaching

Thinking like a STEM professional requires acquisition of information, habits of mind, skills, and an identity embedded in a STEM discipline.⁶⁹ Such diverse attributes are unlikely to be learned most effectively through one mode of teaching. Yet most introductory STEM courses taken in the first two years of college are dominated by lectures and multiple choice tests. A substantial empirical literature has demonstrated that alternative models of instruction can achieve many important learning outcomes more effectively than current practice (Table 2). (For a discussion of the learning literature, see Appendix F.) STEM educators can take a more scientific approach to teaching by basing classroom choices on research evidence rather than habits and traditions.

“Evidence-based” teaching, also known as “scientific teaching,”⁷⁰ has two features. First, it involves choosing teaching methods based on research about how people learn and on proven teaching methods. Second, it involves using assessment of learning to determine whether students are meeting stated learning goals. Generally, approaches that most effectively transmit information and build critical thinking skills require that students are actively engaged in the process of and receive feedback while learning.⁷¹

69. National Research Council. (2005). *How Students Learn: Science in the Classroom*. Washington, DC: National Academy Press.

70. J. Handelsman, et al. D. Ebert-May, R. Beichner, P. Bruns, A. Chang, R. DeHaan, J. Gentile, S. Lauffer, J. Stewart, S. Tilghman, W. Wood. (2004). “Scientific Teaching.” *Science* 304(5670), 521–522.

71. Ausubel, D. P. (2000). *The Acquisition and Retention of Knowledge: A Cognitive View*. Dordrecht, The Netherlands: Kluwer Academic Publishers.

Table 2. Types of active learning that have been demonstrated to enhance learning.

Types of active learning with feedback	Examples of studies that demonstrate enhanced learning
Small group discussion and peer instruction	Anderson et al. (2005); Armbruster et al. (2009); Armstrong et al. (2007); Beichner et al. (1999); Born et al. (2002); Crouch and Mazur (2001); Fagen (2002); Lasry et al. (2008); Lewis and Lewis (2005); McDaniel (2007a, 2007b); Rivard and Straw (2000); Tessier (2004 and 2007); Tien et al. (2002)
Testing	Steele (2003)
One-minute papers	Almer et al. (1998); Chizmar and Ostrosky (1998); Rivard and Straw (2000)
Clickers	Smith et al. (2009, 2011)
Problem-based learning	Capon and Kuhn (2004); Prezler et al. (2007)
Case Studies	Prezler (2009)
Analytical challenge before lecture	Schwartz and Bransford (1998)
Group tests	Cortright et al. (2003); Klappa (2009)
Problem sets in groups	Cortright et al. (2005)
Concept mapping	Foncesca et al. (2004); Prezler (2004); Yarden et al. (2004)
Writing with peer review	Pelaez (2002)
Computer simulations and games	Harris et al. (2009); McDaniel et al. (2007); Traver et al. (2001)
Combination of active learning methods	Freeman et al. (2007); O’Sullivan and Cooper (2003)

Note: All studies cited compare treatment and control groups. Full references are found in Appendix I.

Classroom approaches that engage students actively have been shown to increase retention of information, build critical thinking skills, induce more positive attitudes toward STEM disciplines, and increase retention of students in STEM majors.^{72,73} Diverse methods that engage students in “active learning” have been successfully implemented in a large range of classroom sizes and can be done with an *increase*, not a decrease, in coverage of content. Most surprisingly to many instructors is the increase in retention of information, deep understanding, and student attendance and enthusiasm in class that result from a diversification of teaching approaches beyond lectures (see Table 2 for references).

Three types of research studies demonstrate the effects of evidence-based teaching methods on learning and retention in STEM degrees.

72. Peckham, J., P. Stephenson, J-Y Hervé, R. Hutt, and Miguel Encarnação. (2007). “Increasing student retention in computer science through research programs for undergraduates.” *SIGCSE ’07: Proceedings of the 38th SIGCSE Technical Symposium on Computer Science Education* 39(1): 124–128.

73. McClanahan, E. B. and L. L. McClanahan. (2002). “Active Learning in a Non-Majors Biology Class.” *College Teaching* 50: 92–96.

The field of cognitive psychology has constructed a substantial literature of randomized trials with carefully controlled variables in which different types of teaching are used and learning is measured with a single instrument. These studies consistently show that learning and retention of knowledge as well as acquisition of higher order thinking and reasoning skills are better with many types of active learning than lectures alone.^{74,75}

- Designed experiments that compare learning between two STEM courses in which the material is presented with active or passive (largely traditional) means show that the introduction of active learning into STEM courses of all sizes and disciplines induces more learning than lectures alone.^{76,77,78} In some of these experiments the instructor is the same in both classes, and in some the instructors differ.
- Retrospective analyses of student performance in courses or curricula, which resemble epidemiological studies in human health, also demonstrate more learning with active than passive methods.⁷⁹

While each of these lines of evidence has limitations, together they create a compelling body of research indicating that student learning can be enhanced by any of a large number of interventions that induce active engagement of students in the course material. A more extensive discussion of this research, a summary of more than 100 papers in the field, and a discussion of the experimental approaches used to avoid some of the obvious pitfalls of this type of research are presented in Appendix F.⁸⁰

Technology to improve learning

Technology can be used in far more meaningful ways than is currently typical in STEM classrooms. In addition to its use to save cost and time (e.g., putting a textbook, lecture, or assessment on-line) and disseminate learning and assessment materials (e.g., portals that enable educators to search for lessons online), far more dramatic change in education can be achieved with technologies that create a “cycle of innovation.” Globally available and shared assessment tools can evaluate student learning and feed learning data into central databases for researchers as well as learners and teachers, leading to continuous improvement of teaching and learning. As knowledge about learning evolves, this cycle of innovation can provide a natural route for continuous experimentation, with immediate feedback for many different types of classrooms and the provision of information to teachers about which methods are successful in particular settings. This process also can aid in providing researchers in the cognitive sciences with the data to develop generalizable principles about learning. Teachers will be able to adapt teaching

74. Rivard, L. P., & Straw, S. B. (2000). “The effect of talk and writing on learning science: An exploratory study.” *Science Education* 84 (5): 566-593.

75. Schwartz, D. L., & Bransford, J. D. (1998). “A Time for telling.” *Cognition and Instruction*, 16(4), 475-522.

76. Schwartz, D.L., C. Chase, C. Chin, M. Oppezzo, H. Kwong, S. Okita, G. Biswas, R.D. Roscoe, H. Jeong, and J.D. Wagster. (2007). “Interactive metacognition: Monitoring and regulating a teachable agent.” In D.J. Hacker, J. Dunlosky, and A.C. Graesser (Eds.), *Handbook of Metacognition and Education*. New York: Routledge.

77. Roy, H. (2003). “Studio vs interactive lecture demonstration—effects on student learning.” *Journal of College Biology Teaching* 29 (1): 3-6.

78. Knight, J. K. and W.B. Wood, W. B. (2005). “Teaching more by lecturing less.” *Cell Biology Education* 4, 298-310.

79. Hake, R. R. (1998). “Interactive-engagement versus traditional methods: A six-thousand-student survey of mechanics test data for introductory physics courses.” *American Journal of Physics* 66: 64-74.

80. See also: http://cst.yale.edu/sites/default/files/Active%20learning%20research%20table%2012-27-11_0.pdf.

methods to maximize learning based on both specific data about their current students and research conducted across many classrooms. Expansive use of this innovation model, facilitated through use of technology, will provide ongoing improvement based on evidence, much like the software industry provides product updates based on user reports and patterns of use.

Actions to achieve Recommendation 1.

1-1 Establish discipline-focused programs funded by Federal research agencies, academic institutions, disciplinary societies, and foundations to train current and future faculty in evidence-based teaching practices.

Federal agencies, in particular NSF, should fund expansion of existing programs designed to train current faculty in effective college teaching methods and provide materials to support the application of such methods. These efforts should be undertaken in partnership with disciplinary societies and foundations, and with matching funds for faculty participation contributed by academic institutions. The expansion should make training available to faculty from diverse backgrounds to provide role models⁸¹ for all students and from all disciplines and types of institutions. Examples of model programs include the National Academies' Summer Institutes for Undergraduate Education in Biology⁸² and the American Physical Society's Faculty Workshops and the Association for Computing Machinery's Special Interest Group on Computer Science Education (SIGCSE) Symposium.^{83,84}

Key elements of the National Academies' Summer Institutes that could be shared as best practices include:

- demonstrate evidence-based teaching methods and engage participants in them as both teachers and learners;
- provide an understanding of the evidence supporting these methods;
- teach participants to use assessment effectively to increase learning and improve teaching;
- provide participants with an opportunity to develop new teaching materials with critical peer review and feedback;
- teach participants how to change their teaching and extend change beyond their own classrooms to foster institutional transformation on their campuses and discipline-wide transformation through their professional societies.

For change in STEM education to become pervasive and propagate independently, a substantial segment of the community needs to be trained so that the language and practice of evidence-based teaching is familiar and embedded in the habits of mind of STEM faculty. Successful programs should be expanded to reach 10-20% of the nation's 230,000 STEM faculty over the

81. The National Academies (2010). *Expanding Minority Participation: America's Science and Technology Talent at the Crossroads*. Washington, DC: National Academy Press.

82. Pfund, C., S. Miller, K. Brenner, K., Bruns, P., Chang, A., Ebert-May, D., et al. (2009). "Summer Institute to Improve University Science Teaching." *Science* 324(5926): 470-471.

83. See American Association of Physics Teachers, new Faculty Workshop: <http://www.aapt.org/Conferences/newfaculty/nfw.cfm>

84. Henderson, C. (2008). *American Journal of Physics* 76 (2), 179-187. <http://www.sigcse.org/events/symposia>

next five years. Based on existing teaching training programs, it is reasonable to expect trained faculty to influence the teaching of about 10 colleagues, making it possible to reach a substantial proportion of the STEM faculty through programs targeted at a subset of faculty. Moreover a group consisting of 10-20% of a STEM department's faculty is large enough to become self-sustaining. Such a group is also large enough to handle much or most of the introductory teaching. Therefore, the goal of reaching 10-20% of the STEM faculty directly could result in training most of those who teach in the first two years of college.

A total of \$10-15 million per year over 5 years will be required for the training of 23,000 to 46,000 STEM faculty. Funds for this training should be derived from a combination of Federal programs, academic institutions, disciplinary societies, and foundations. For example, funds from NSF's Advanced Technical Education could be used to support training for community college faculty. One possibility is that institutions and private donors could be exhorted to provide funds for this effort through capital campaigns with the theme "building the faculty of the future."

To train future faculty, Federal agencies should require all graduate students and postdoctoral fellows supported by institutional training grants to receive instruction in modern teaching practices. The competencies for postdoctoral researchers developed by the National Postdoctoral Association should receive particular attention.⁸⁵ Training could borrow models of success from, for example CIRTl,⁸⁶ an NSF-funded program that has created a national network of research campuses that train graduate students and postdoctoral fellows in evidence-based teaching across STEM disciplines. The National Academies Summer Institute model also could be integrated with the CIRTl model, whereby either trainees could attend regional training workshops or directors of campus training programs could be trained centrally and then return to campus to deliver independent teaching workshops. Between 2 and 5% of training grant funds should be set aside, or a supplement of this amount should be added to grants, to provide this instruction.

Using the lever of training grant funding to induce adoption of this training has two important outcomes beyond the students directly affected by the requirement. First, the training is likely to spread beyond the graduate students and postdoctoral fellows who are supported by the training grant. Many graduate students and postdoctoral fellows are eager for this training and will take advantage of it when it is available. Precedent for this is found in the requirement for ethics training instituted by NIH, which rapidly included most graduate students, independent of funding source, at many universities. The second key outcome is that the graduate students at research universities, many of whom are recipients of training grant support, are the future faculty at all types of institutions of higher education. They will therefore become the ambassadors for evidence-based teaching to a wide expanse of colleges and universities.

85. See The NPA Postdoctoral Core Competencies: <http://www.nationalpostdoc.org/publications/competencies>.

86. See The CIRTl Network: <http://www.cirtl.net>. <http://www.cirtl.net/>.

1-2 Create the “STEM Institutional Transformation Awards” competitive grants program.

NSF should institute a competitive grants program designed to provide incentives for and facilitate transformational, sustainable innovations in the teaching and learning of STEM subjects at two- and four-year colleges. This program could be based on the NSF’s ADVANCE Program for increasing the participation of women in STEM⁸⁷ or on NSF’s Alliances for Graduate Education and the Professoriate, which was designed to increase the participation of minorities. Grants from each of these programs have been successful in effecting transformative change, as established by extensive national studies.^{88,89,90} These programs provide the best existing models for institutional level change, which has not historically been a target for Federal funding.

The key to these projects is that they focus on *institutional* change and the barriers to it. The interventions developed by each campus should be locally tested but transferrable. The model of the ADVANCE program indicates that a set of model campuses (approximately 100 for ADVANCE) can influence practices at many other campuses by setting an example of successful practices and providing materials that aid other campuses in implementation of similar practices. All ADVANCE projects constructed websites that provided information about program design, data on program impact, and transferrable materials that could be adapted by other campuses. Similarly, a plan to affect other institutions should be part of every STEM Institutional Transformation Award.

The key elements of the award program should include:

- A STEM department’s plan to improve education of students in the first two years according to features shown to be important to success of STEM students (see, for example, Table 3)
- Efforts to effect change at the department and institution level
- Sound evaluation to determine whether the interventions have influenced faculty practice and student persistence and performance
- Plan for sustaining programs beyond the duration of the grant
- Evidence of campus commitment to the project through matching institutional funds or other means
- Dissemination of materials to other campuses through websites and publications

Grants also should support putting into practice the large body of existing research on teaching and learning in STEM disciplines by creating incentives for individual departments or entire institutions to adopt or adapt evidence-based methods to improve STEM teaching and learn-

87. See ADVANCE program page: <http://www.nsf.gov/crssprgm/advance/index.jsp>.

88. Stewart, A., J. Malley, and D. LaVaque-Manty (Eds.). (2007). *Transforming Science and Engineering: Advancing Academic Women*. Ann Arbor: University of Michigan Press.

89. Sheridan, J.T., E. Fine, C.M. Pribbenow, J. Handelsman, and M. Carnes. (2010). “Searching for excellence & diversity: Increasing the hiring of women faculty at one academic medical center.” *Academic Medicine* 85(6): 999-1007.

90. Bilimore, D. (2011). *Gender Equity in Science and Engineering: Advancing Change in Higher Education*. New York, NY: Routledge Publishing Co.

ing. The projects should focus on both faculty and department-level reward systems to induce sustainable change.

The grants program should allocate \$20 million per year over 5 years to fund a total of approximately 100 projects at around \$1 million (scaled to the appropriate funding level based on institution type and size). This level of funding would provide sufficient funding for a campus to hire, for example, a teaching expert to assist in development of teaching materials, an evaluator to study faculty behavioral change and effects on student persistence, and a part-time web expert to provide an interface with the central website designed to disseminate materials developed as part of the project. The funding could also be used, in part, to pay for faculty training such as that recommended above. The five-year duration is intended to provide sufficient time to observe change in practices by early adopters, extension of that change to other departments at their institutions, and sharing of progress across institutions through websites and publications. Based on the wildly different capacities and needs at different institution types, grants should be separately considered from community and technical colleges, 4-year colleges, and research institutions. Grants should be awarded based on how proposals address the specific needs of the STEM department or institution and proposed actions that will have the greatest impact on improving student learning and achievement.

Funding could come from enactment of NSF's proposed Widening Implementation and Demonstration of Evidence-Based Reforms (WIDER) program at the President's Fiscal Year 2012 requested level of \$20 million annually.

Project evaluation should focus on changed faculty habits and implementation of evidence-based teaching. In addition, the impacts of teaching practices on retention and on the performance of students in STEM majors should be measured. Granting agencies should not, however, focus on reporting of the effects of interventions on student learning. Assessment of learning is a standard part of teaching plans, and student persistence and performance (courses taken, grades, time to graduation) should be evaluated, but these measurements should be distinguished from experiments to compare student learning with lectures alone versus with evidence-based methods. The rationale for this is that evidence-based methods are predicated on research using randomized controlled trials comparing various teaching methods and we do not expect every faculty member teaching an introductory STEM course to perform sophisticated learning science experiments. It is far more important to document whether and how faculty are implementing the methods. Other sources of funding (such as NSF's Research and Evaluation on Education in Science and Engineering program) could be used to support sound experiments to continue to advance evidence-based learning.

Findings about changed faculty habits and student persistence and performance should be publishable, and materials that are developed should be shared with the academic community through web sites and other means. The grants should transform the campuses receiving them; in turn, these campuses should provide others with models and specific mechanisms for change. The sustainability of change should be planned and evaluated as part of the grant process.

The unique power of educational technology should be harnessed to this end twofold: (1) to embed assessment into instructional activity and use the data gathered to create a virtuous cycle of innovation, sharing, evaluation, and improvement and (2) to disseminate information that can advance the transformation of other instructors, departments, and institutions. To the latter point, the Department of Education, through the First in the World Initiative or ARPA-Ed (described below under recommendation 2), should issue a request for proposals to produce an interactive, online presence to collect and share data on institutional change and improvement of postsecondary STEM education. Grantees funded by the STEM Institutional Transformation Grants should be required to post their curricula and methods to an online resource.

1-3 Request the National Academies develop metrics to evaluate STEM education.

To evaluate progress toward the goals presented in this report, campuses, funders, students, and accreditation agencies need a meaningful set of criteria by which to measure excellence in STEM teaching among instructors, departments, and institutions. Sufficient research now supports the elements presented here to provide a valid basis for evaluation and benchmarking. The National Science Foundation and Department of Education should provide funding to the National Academies to develop criteria for STEM evaluation based on the partial list provided in Table 3. Key among these criteria are the capacity to collect, analyze, and use data about teaching and learning; inclusion of effective programs to enhance participation by underrepresented students; incorporation of active student engagement in learning; provision of research experiences in the first two years of college; retention of students in STEM majors; clear demonstration that learning goals guide development of courses and curricula; training in teaching practices for current and future faculty; and evaluation of programs and instructors based on meeting learning goals.

These metrics could be adopted by independent organizations, including accreditation agencies, the Association of American Universities (AAU), the Association of Public and Land Grant Universities (APLU), the American Association of Community Colleges (AACC), or U.S. News and World Report, as a way of meaningfully evaluating the quality and success of STEM programs. This effort could be coordinated with ongoing work by AAU⁹¹ to develop a “STEM Certification” that would be granted to departments that provide outstanding STEM education based on the criteria developed by the National Academies. The inclusion of a STEM education criterion in evaluation of academic departments and institutions will enable prospective faculty and students to make informed judgments and faculty and administrators to benchmark their own progress toward building outstanding STEM undergraduate programs. When the National Academies develop the undergraduate STEM teaching and learning metrics, they might also consider options for collecting these data, such as the possibility of requiring institutions or STEM departments receiving Federal research funding to report on them. In this case, the responsibility for reporting would be that of the institution or STEM department, not the individual investigator.

91. See Association of American Universities Undergraduate STEM Education Initiative: <http://www.aau.edu/policy/article.aspx?id=12588>.

**ENGAGE TO EXCEL: PRODUCING ONE MILLION ADDITIONAL COLLEGE GRADUATES
WITH DEGREES IN SCIENCE, TECHNOLOGY, ENGINEERING, AND MATHEMATICS**

Table 3. Elements of Successful STEM Education Programs

Program Focus	Evidence and Resources
<i>Intellectually engage students</i>	
Teach science with evidence-based methods that engage students in creating and integrating knowledge	Springer, Stanne et al. (1999); AAAS (2011)
Focus on learning goals that involve both the process and content of STEM-related activities	AAAS (2011)
Involve students in research early, preferably as freshmen	Bartlett (2003); Carter, Mandell et al. (2009) Hathaway, Nagda et al. (2002); Hunter, Laursen et al. (2007); Kight, Gaynor et al. (2006); Kinkel and Henke (2006); Lopatto, Alvarez et al. (2008); Russell, Hancock et al. (2007)
Build alliances between community colleges and research universities to enhance the availability of research experiences to students at community colleges	Shaffer, Alvarez et al. (2010); Wei and Woodin (2011)
Facilitate study group formation and other structures that enable group learning	Burstyn, Sellers et al. (2004); Springer, Stanne et al. (1999)
<i>Personally engage students</i>	
Show relevance of STEM subjects to human and planetary problems	Donofrio, Russell et al. (2007); Buckley, Kershner, et al. (2004)
Provide role models of diverse backgrounds and life choices to inspire diverse students	Lockwood (2006); Stout, Nilanjana et al. (2011); Walton and Cohen (2011)
Provide opportunities for students to become part of STEM communities in classes, research laboratories, and STEM-related extracurricular activities	Kight, Gaynor et al. (2006); Peckham, Stephenson, et al. (2007)
Show students the diversity of careers in science	Campbell, Fuller et al. (2005)
Provide mentoring and tutoring to help students excel in STEM subjects	Muller (1997); Summers and Hrabowski (2006); Gilmer (2007)
Engage students' families in STEM-related academic experiences	Rodriguez, Guido-DiBrito et al. (2000); Ong, Phinney et al. (2006); Sy (2008)
Provide students with sufficient resources, including employment in laboratories and scholarships, to enable them to engage fully in academic life and the science and technology community	Barlow and Villarejo (2004)
Provide students with critical feedback and encouragement to give them realistic assessment of their performance in STEM subjects	Ovando (1994)
Build classroom communities in which students feel that they are being groomed for STEM fields rather than weeded out	Gainen (1995)
Build connections between higher education and industry to provide students with internships and exposure to potential career options	Gilmer (2007); Turner, Petzold, et al. (2011)
Provide undergraduate STEM pathways with access to role models by linking graduate training programs with undergraduate research programs	May and Chubin (2003)
Accommodate the needs of non-traditional students	Barlow and Villarejo (2004)
<i>Educate faculty</i>	
Provide faculty with training in teaching through campus programs, summer institutes, and programs organized by professional societies	Pfund, Miller et al. (2009); Yoon, Duncan et al. (2007)
Provide graduate students and postdocs with training in teaching through training grants and professional societies	University of Texas at Austin (2008); Bouwma-Gearhart (2007); Connolly (2008); Miller, Pfund et al. (2008)
Provide faculty with databases of learning tools and technology	University of Texas at Austin (2011)
<i>Assess outcomes</i>	
Assess understanding through diverse means, and articulate assessment with learning goals	Haudek, Kaplan et al. (2011)
Assess student retention in major	Wild and Ebbers (2002)
Measure achievement gap between various segments of student body and assess impact of interventions on gap	Haak, HilleRisLambers et al. (2011)
Evaluate teaching in terms of learning goals and how they are assessed and met	Felder, Rugarcia et al. (2000)
Improve learning assessment through technology development	Beatty (2004); Caldwell (2007)

Notes: See Appendix I for full references.

Recommendation 2.

Advocate and provide support for replacing standard laboratory courses with discovery-based research courses.

Rationale for Recommendation 2.

If we taught young people baseball history, statistics, and rules for years before we let them watch or play a game of baseball, how many would become fans or players? Probably few.⁹² But in STEM fields, most students must wait until they are quite far along in their studies before then can experience the excitement of scientific research. Solving real-world problems is far more inspiring and instructive than most of the STEM instruction that occurs in the first two years of college. Research experiences in the first two years of college enable students to choose majors based on the best and most creative aspects of STEM fields rather than on courses that do not reflect the nature of inquiry.

Every college student should be given the opportunity to generate scientific knowledge through research. Research experiences in the first two years increase retention of students in STEM majors and improve students’ attitudes toward STEM fields.^{93,94,95} The effects of research experiences are quite positive for all students but have especially high impact for women and members of other groups currently underrepresented in STEM disciplines (Table 4).

Table 4. Impact of student research experience on students in STEM	
Effect	Examples of studies demonstrating effect
Higher grades	Barlow and Villarejo (2004); Junge, Quiñones et al. (2010); Kinkel and Henke (2006)
Identification as a scientist or engineer	Hunter (2007)
Persistence in a STEM major	Barlow and Villarejo (2004); Carter, Mandell et al. (2009); Gilmer (2007); Kinkel and Henke (2006); Summers and Hrabowski (2006)
Shorter time to degree	Kinkel and Henke (2006)
Interest in post graduate education	Foertsch, Alexanmder et al. (1997); Hathaway, Nagda et al. (2002); Kight, Gaynor et al. (2006); Kinkel and Henke (2006); Lopatto (2004); Russell, Hancock at al. (2007)

Notes: See Appendix I for full references.

Not all college students can do research in faculty laboratories. Therefore, we propose the extensive use of research courses, which have been successfully implemented and rigorously studied at both large

92. Alison Gopnik. (1999). *Small Wonders*. The New York Review of Books.
 93. Nagda, B. A., S. R. Gregerman, J. Jonides, W. von Hippel, and J.S. Lerner. (1998). "Undergraduate student-faculty research partnerships affect student retention." *The Review of Higher Education* 22: 55-72.
 94. Russell, S. H., Hancock, M.P., and J. McCullough. (2007). op. cit.
 95. Carter, F. D., M. Mandell, and K.I. Maton. (2009). "The Influence of On-Campus, Academic Year Undergraduate Research on STEM Ph.D. Outcomes: Evidence From the Meyerhoff Scholarship Program." *Educational Evaluation and Policy Analysis* 31(4): 441-462.

and small institutions and have been proven to increase student knowledge of, enthusiasm for, and retention in STEM (e.g., see Appendix G).^{96,97}

Two strategies to engage students in research in their first two years are necessary: (i) widespread integration of research courses into the introductory STEM curricula, and (ii) increased opportunities for students to participate in faculty research programs in the first two years.

Actions to achieve Recommendation 2.

2-1 Expand the use of scientific research and engineering design courses in the first two years of postsecondary education through an NSF program.

All available data show that traditional cookbook, introductory laboratory courses which often involve repeating classical experiment to reproduce known results, rather than engaging students in experiments with the possibility of true discovery produce less learning, inspiration, and retention in STEM disciplines than do research courses. The data suggest that approaches to the development and scale-up of research courses should be made available through current and future faculty training programs and centralized websites and could be an important component of STEM Institutional Transformation Awards and STEM Certification (Recommendation 1-2). Research courses can act as training for subsequent participation in research in faculty or industry laboratories, improving the skills that students bring to those positions.

The National Science Foundation should provide initial funding to replicate and scale-up model research or design courses, possibly through the existing Transforming Undergraduate Education in STEM (TUES) program or the Science, Technology, Engineering, and Mathematics Talent Expansion Program (STEP). On the order of thirty percent of the existing programs across STEM disciplines could be focused on funding for implementing research courses at postsecondary academic institutions at an annual cost of approximately \$12.5 million dollars, annually (based on Fiscal Year 2010 funding levels). Based on the range of funding for Type 3 TUES grants and Type 1 STEP grants, about 10 proposals per year at an average level of \$1.2 million could be awarded, in order to impact 100 campuses over the next 10 years.

Colleges and universities should seek to match NSF funding with private and philanthropic sources. Because research courses will replace expensive introductory laboratory courses, they should not require ongoing external support once the transition is accomplished.

2-2 Expand opportunities for student research and design in faculty research laboratories by reducing restrictions on Federal research funds and redefining a Department of Education program.

Independent research on faculty projects is a direct way for students to experience real discovery and innovation and to be inspired by STEM subjects. All relevant Federal agencies should rigor-

96. Bednarski, A.E., Elgin, S.C.R., and H.B. Pakrasi. (2005) "An Inquiry into Protein Structure and Genetic Disease: Introducing Undergraduates to Bioinformatics in a Large Introductory Course." *Cell Biology Education* Fall 2005.

97. Pope, W. H., D. Jacobs-Sera, et al. (2011). "Expanding the diversity of mycobacteriophages: insights into genome architecture and evolution." *PLoS One* 6(1): e16329.

ously examine their programs which support undergraduate research and where there exists prohibitions, either in policy or practice, which would interfere with the recommendations of this report to support early engagement of students in research, these should be changed. Novel opportunities for research areas—for example, in theoretical areas without laboratories—should also be supported as arenas for involvement by students in the first two years.

Federal agencies should give special consideration to proposals for Federal training grants that establish collaborations between research universities and community colleges or other institutions that lack faculty research programs, including minority serving institutions that fall into this category. In these programs, graduate students supported on training grants would learn to be effective research mentors and have the opportunity to work with undergraduates from other institutions.

Potential sources of funding include redefinition of the Department of Education’s \$1 billion Carl D. Perkins Career and Technical Education program when it comes up for reauthorization; specific focusing of Federal (NASA, Energy, Education, and USDA) investments in historically black colleges and universities, Hispanic-serving institutions, and tribal colleges for building institutional capacity; and NSF’s Broadening Participation at the Core on supporting early research and building cross-institutional collaborations in undergraduate research.

Recommendation 3.

Launch a national experiment in postsecondary mathematics education to address the mathematics-preparation gap.

Rationale for Recommendation 3.

Students need mathematical and, increasingly, computational competency at a college level to succeed in STEM majors and jobs. This makes mathematics distinct from other disciplines, as it is a gateway to other STEM fields.

Mathematics instruction credit hours, particularly in the first two years, are dominated by “service courses”—mathematics courses that are taken because they are required by another major that uses mathematics in the discipline. This content is fundamentally different from how a pure mathematician thinks about mathematics or knows how to use it, which is problematic for teaching students the skills they need. Discipline-based education on effective undergraduate mathematics teaching also appears less developed when compared with other STEM fields.

Today, many students entering college do not meet the necessary mathematics standards. Among students who take the ACT entrance examination for college, just 43% achieve the ACT College Readiness Benchmark in math.⁹⁸ Because of inadequate preparation, many students need to take developmental classes in mathematics when they get to college. In addition, employers in the private sector, government, and military frequently need employees with a level of mathematics preparation that is hard to

98. The benchmarks specify the minimum scores needed on each ACT subject-area test to indicate that a student has a 50 percent chance of earning a grade of B or higher or about a 75 percent chance of earning a C or higher in a typical credit-bearing first-year college course in that subject area. ACT. (2011). *The Condition of College & Career Readiness 2011*. Iowa City, IA: ACT.

find, placing the burden on employers to provide or obtain remedial education. This deficiency in mathematics skills imposes a burden on students, higher education, the military, and employers through the developmental education and worker training needed to produce a STEM competent workforce. Higher education alone spends at least \$2 billion dollars per year on developmental education.⁹⁹ This high cost for remediation is coupled to reported low effectiveness. Of those students who took remedial courses, less than 30% complete a bachelor's degree within eight years as compared to nearly 60% of students who required no remediation.¹⁰⁰ Additionally, a study of community college students reported that 60-70% of students who were placed in remedial mathematics never completed the required mathematics sequence and, therefore, never graduated.¹⁰¹ Reducing or eliminating the need for remedial mathematics classes or improving their cost and effectiveness is one of the most urgent challenges—and promising opportunities—in preparing the STEM workforce of the 21st century.

Undergraduate mathematics education in the U.S. is often below what is considered the appropriate university level in many countries. In 2005, 57% of the students enrolled in 4-year colleges and universities were enrolled in pre-college algebra, trigonometry, or other pre-calculus courses; the proportion is higher for 2-year institutions. Most U.S. postsecondary students terminate their college mathematics education at a pre-calculus course that is typically a review of high school algebra, trigonometry, and sometimes functions. Many students in these courses have seen 90% of the material in high school but are advised to take this course to make the transition to college easier.¹⁰² Such courses are frequently uninspiring, relying on memorization and rote learning while avoiding richer mathematical ideas.

As this is the last mathematics course for many college students, they often are left with the impression that the field is dull and unimaginative, and they can extend this judgment to all STEM disciplines. This is particularly harmful for students who later become K-12 STEM teachers. A focus on improving this particular type of course offers potentially enormous benefits.

Closing the mathematics-preparation gap would enable many more students to pursue STEM degrees in college. About 15% of 12th graders are interested in STEM fields but not proficient in mathematics, with women slightly more common in this category. Many of these students are not far from mathematics proficiency (see Appendix E). If the preparation of these students in mathematics could be enhanced, either before college enrollment or through improved remediation, many more students could be prepared to pursue STEM fields in college.

This problem is a complex one that has resisted the efforts of many dedicated people over a considerable period of time. Closing the mathematics-preparation gap requires coordinated action on many fronts starting in the earliest grades.¹⁰³ PCAST's report on K-12 STEM Education ("*Prepare and Inspire*"¹⁰⁴) contains several recommendations that involve colleges and universities in this effort. In particular,

99. Strong American Schools. (2008). *Diploma to Nowhere*. Washington, DC.

100. Strong American Schools. (2008). *op. cit.*

101. Bryk, A. S. and U. Triesman. (2010). "Make Math a Gateway, not a Gatekeeper." Washington, DC: *The Chronicle of Higher Education*.

102. Lutzer, D. J., S. B. Rodi, E. E. Kirkman, and J.W. Maxwell. (2007). *Statistical Abstract of Undergraduate Programs in the Mathematical Science in the United States: Fall 2005 CBMS Survey*. Providence, RI: American Mathematical Society.

103. National Mathematics Advisory Panel. (2008). *Foundations for Success*. Washington, DC: U.S. Department of Education.

104. President's Council of Advisors on Science and Technology (PCAST). (2010) *Report to the President: Prepare and Improve K-12 Education in Science, Technology, Engineering, and Math (STEM) for America's Future*. Washington, DC: PCAST. <http://www.whitehouse.gov/sites/default/files/microsites/ostp/pcast-stemed-report.pdf>.

it calls for the Federal Government to establish the objective of recruiting, preparing, and providing induction support for at least 100,000 new middle and high school STEM teachers who have majors in STEM fields and strong content-specific pedagogical preparation. This Administration has embraced this goal, and the production of 1 million additional STEM graduates over the next decade could contribute substantially to meeting it.

Secondly, the Federal Government has a critical role in supporting the development of a knowledge base to close the mathematics-preparation gap. For example, research into the best ways to teach mathematics to college students so they can pursue STEM subjects in the first two years of college is badly needed. Some developmental mathematics courses have demonstrated effectiveness in increasing mathematics proficiency among those not ready for college-level mathematics and even in encouraging students intending to major in STEM subjects to persist to graduation and a STEM degree.¹⁰⁵ Mathematics education research should explore the attributes of these successful classes and ways to disseminate best practices.

Mathematics education research also could lead to innovative and effective ways to teach the subject—for example, through the use of games, simulations, and other technologies. Emerging computer-based technologies—intelligent tutors—based on the latest learning science hold promise for accelerating mathematics learning and achieving mathematics proficiency at less cost than current approaches (see Appendix E, Box E-1). Preliminary research suggests that intelligent tutors can increase mathematics test scores on the order of one to two standard deviations. Further development and broad diffusion of these tools can provide effective, low-cost strategies for accelerating mathematics learning among STEM-interested students.

In the *Prepare and Inspire* report, PCAST called for the creation of a mission-driven, advanced research projects agency for education (ARPA-Ed) that would propel and support (1) the development of innovative technologies and technology platforms for learning, teaching, and assessment across all subjects and ages, and (2) the development of effective, integrated, whole-course materials for STEM education. Many of these advances would benefit not only K-12 education but also the developmental courses that many students need to pursue STEM fields during the first two years of college.

Actions to achieve Recommendation 3.

3-1 Support a national experiment in mathematics undergraduate education at NSF, the Department of Labor, and the Department of Education.

The National Science Foundation and the Departments of Labor and Education should support a multi-campus five-year initiative aimed at developing new approaches to remove or reduce the mathematics bottleneck that is currently keeping many students from pursuing STEM majors. This national experiment should fund a variety of approaches, including (1) summer and other bridge programs for high school students entering college; (2) remedial courses for students in college, including approaches that rely on computer technology; (3) college mathematics

105. Bettinger E. and B. Long, B. (2009). "Addressing the Needs of Underprepared Students in Higher Education: Does College Remediation Work?" *Journal of Human Resources* 44(3): 736–771.

teaching and curricula developed and taught by faculty from mathematics-intensive disciplines other than mathematics, including physics, engineering, and computer science; and (4) a new pathway for producing K-12 mathematics teachers from undergraduate and graduate programs in mathematics-intensive fields other than mathematics. Diverse institutions should be included in the experiment to assess the impact of the intervention on various types of students and schools. Outcome evaluations should be designed as a collective effort by the participating campuses and funding agencies.

Approximately 200 experiments at an average level of \$500,000 should be funded at institutions across the county, at an annual cost of \$20 million per year for five years. As mathematics preparation issues vary across the postsecondary spectrum, a variety of sources will be needed to fund experiments at diverse institution types. Funds for these experiments could be derived from a combination of the Department of Education's proposed First in the World Initiative, possibly the Department of Labor's Trade Adjustment Assistance Community College and Career Training initiative or Career Pathways Innovation Fund, and a strategic focus on mathematics of NSF's Transforming Undergraduate Education in STEM (TUES) program or Science, Technology, Engineering, and Mathematics Talent Expansion Program (STEP) for the next five years.

Recommendation 4.

Encourage partnerships among stakeholders to diversify pathways to STEM careers.

Rationale for Recommendation 4.

Besides increasing student persistence in STEM education, more students need to be attracted to STEM disciplines to produce 1 million additional college graduates over the next decade. To take advantage of the breadth of talent in STEM fields, students who need non-traditional pathways to STEM degrees require special attention. Adult and working students and those from backgrounds atypical of traditional STEM students, including returning veterans, may need alternative pathways to be successful in STEM disciplines.

New STEM pathways need to offer nationally portable, industry recognized credentials that are integrated into for-credit academic degree programs. These programs provide bridges from high school to community colleges, from community colleges to 4-year institutions, and from all institution types to STEM jobs.

The sizeable group of high school dropouts who return to study for General Education Development (GED) tests offers a largely untapped source of students who could be interested in careers involving STEM fields. Some community colleges have begun offering programs that combine preparation for the GED tests with college courses that could serve as a gateway to further STEM courses and STEM-related careers. Adult students and those returning to college after time away, especially U.S. military veterans, also often have high levels of motivation and a focus on careers that could be channeled in the direction of STEM-related jobs.

Educators concerned with increasing the number of students in STEM disciplines have given much attention to "off-ramps", the drop-out and attrition patterns in high school, community colleges, and

four-year institutions. Equal attention should be given to on-ramps, multiple routes to enter or re-enter STEM education. Rather than a single pipeline that is prone to leakage, or a ladder where any missed step makes the next step too hard to reach, educators and policymakers should think of a network of pathways along which students can take different routes to STEM readiness and competency. If students have exited this network of pathways, they need accessible and cost-effective ways to get back on.

Many types of partnerships could aid in designing pathways to STEM training that would capture a broader portion of society. These partnerships can smooth the way from high school to college, link students at community and technical colleges with high-skill STEM jobs, enable students at two-year colleges to transfer and earn four-year degrees, provide research experiences to students at institutions without research programs, and offer students insight into the careers and opportunities for STEM practitioners in industry. These partnerships will enable the academic advancement of all types of students, but they will be particularly advantageous for students traditionally underrepresented in STEM fields.

Partnerships between high school and college.

To encourage the underrepresented majority to pursue STEM degrees, better integration between high school and college is needed. High schools and colleges could collaborate on development of bridge programs that would prepare students for college during the summer between high school and college (e.g., Appendix H, Box H-1 and H-2). Typically, high school juniors and seniors in these programs live on campus and receive classroom instruction, research experience, career counseling, SAT and ACT prep classes, and mentoring from students and faculty.

Most of these programs, such as Carnegie Mellon University's Summer Academy for Mathematics and Science¹⁰⁶ and the California State Summer School for Mathematics and Science,¹⁰⁷ are open to high school students statewide or nationwide. Some are aimed at the underrepresented majority to provide incoming students with the intellectual, personal, and social supports they will need to excel.

The majority of partnerships between high schools and colleges and universities that aim to increase the number of students entering STEM pathways do so indirectly by providing better teacher training and support, which in turn can lead to more students interested in STEM disciplines and better prepared to enter college. Such programs can train high school teachers to use new tools for active learning that engage students in hands-on STEM activities. These programs also can provide on-site coaching and leadership development for principals and other administrators.

Partnerships between two- and four-year institutions.

Two-year colleges are both a major source of STEM degrees and a conduit into STEM fields for many students, including many members of the underrepresented majority.¹⁰⁸ In many cases, 2-year colleges

106. See Carnegie Mellon University's website:

<http://www.cmu.edu/enrollment/summerprogramsfordiversity/sams.html>.

107. See California State Summer School for Mathematics and Science:

<http://www.ucop.edu/cosmos/>.

108. Chen, G. (2009) *The Minority Report: How Minority Students are Really Faring at Community Colleges*. Community College Review: <http://www.communitycollegereview.com/articles/202>.

are geographically closer to students who would have difficulty attending a four-year school. They also are typically less costly than 4-year institutions.¹⁰⁹

The transition from a 2- to 4-year college can be difficult, especially for members of groups underrepresented in STEM fields. For example, a recent study of women of color in STEM disciplines found that transfer rates are low for women of color, and retention rates of transfer students in STEM programs at 4-year institutions are even lower.¹¹⁰ Programs that align credentials between 2- and 4-year schools and provide support through the transfer process can increase the success rate for students in STEM fields.

Collaborative partnerships between 2-year colleges and 4-year institutions would provide greater access to and opportunities for advanced STEM education (see Appendix H, Box H-4) and advanced training for those students who do not pursue a 4-year degree. Large state systems, such as the University of California and California State University systems, have long-standing programs like MESA (Mathematics, Engineering, Science Achievement) that create partnerships between 4-year universities and neighboring 2-year colleges to align curricula and work with students to ensure that they are well-prepared for the transition to bachelor's degree programs in STEM disciplines.¹¹¹ Courses at the community college vetted by university faculty not only provide the necessary intellectual rigor but also allow students to develop relationships with faculty prior to transferring. In addition, students enrolled in these programs can be granted access to libraries and can be provided with opportunities to participate in cultural and athletic events at the university, helping them more easily integrate into campus life upon successful transfer.

Partnerships involving minority-serving Institutions.

Minority-serving institutions (MSIs) can serve as key intermediaries to improve the numbers, preparation, and diversity of students interested in STEM fields.^{112,113} For example, through a combination of bridge programs, building a community of support for STEM students, increasing student research opportunities, and reevaluating teaching and research practices, the University of Texas–El Paso has boosted graduation rates in STEM disciplines by nearly 50%, transforming it into the largest producer of Mexican-American STEM graduates in the Nation.¹¹⁴ Several White House initiatives have directed funds to MSIs to increase the number of minority students who not only start but finish STEM degree programs.¹¹⁵ Collaborative efforts between MSIs and other colleges and universities could greatly improve educational experiences in STEM disciplines. Programs that enhance STEM curricula at MSIs and that focus on improving the readiness of first-year students, often through summer research experiences and laboratory experi-

109. Phillippe, K.A. and L. Gonzalez Sullivan. (2005). *National Profile of Community Colleges: Trends & Statistics*. American Association of Community Colleges. Washington DC: Community College Press.

110. Reyes, M.-E. (2011). "Unique Challenges for Women of Color in STEM Transferring from Community Colleges to Universities." *Harvard Educational Review Summer*, 241–263.

111. See University of Texas–El Paso, Mesa: <http://mesa.ucop.edu/>.

112. Cullinane, J. and L. H. Leegwater. (2009). *Diversifying the STEM Pipeline: The Model Replication Institutions Program*. Washington, DC: Institute for Higher Education Policy.

113. Southern Education Foundation. (2005). *Igniting Potential: Historically Black Colleges and Universities and Science, Technology, Engineering and Mathematics*. Atlanta, GA.

114. Brown, S. (2009). "Making the Next Generation our Greatest Resource" in *Latinos and the Nation's Future*, H. Cisneros and J. Rosales (eds.) Houston, TX: Arte Publico Press.

115. See White House Initiative on Historically Black Colleges and Universities: <http://www2.ed.gov/about/inits/list/whhbcu/edlite-index.html>.

ences at partnering research universities, have shown marked success at both increasing enrollment and retention of students in STEM disciplines (see Appendix H, Box H-5).

Partnerships between the private sector and undergraduate STEM education.

Many U.S. businesses are active supporters of STEM efforts in high schools, colleges, and universities. Recently, however, the U.S. business community has recognized that its traditional role of partnering with existing institutions to promote best practices, provide resources, and involve corporate supporters offers some aid but is not likely to produce the radical change needed to meet future STEM workforce needs.¹¹⁶ Providing mentoring for promising STEM students through cooperative education, learn and earn, and internship programs is an important and proven avenue by which businesses can both recruit future workers and help students complete their studies. Not only do cooperative education experiences provide the kind of hands-on training shown to increase student retention in STEM programs, but they also produce students who more quickly integrate into the workplace and express higher rates of job satisfaction (e.g., Appendix H, Boxes H-6 and H-7).

There are several ongoing efforts in this area at the Federal level focused on distinct aspects of the STEM workforce, and these should be incorporated into a broader strategy for partnerships between industry and institutions of higher education to improve engagement and training of undergraduate students in STEM disciplines. For example, the President’s Council on Jobs and Competitiveness¹¹⁷ has set a goal to double internship offerings from partnering businesses to increase the supply of qualified and trained American engineers.¹¹⁸ In addition, the Advanced Manufacturing Partnership,¹¹⁹ launched by President Obama in June 2011 in response to recommendations from a PCAST report on the topic,¹²⁰ has a workstream on education and workforce demand that is exploring opportunities for partnerships between employers and educational institutions, with a particular focus on community colleges but also including high schools and universities.

An untraditional avenue by which businesses can partner with universities to bolster pathways to STEM careers is to help transitioning employees become STEM educators. IBM launched such a program in 2005¹²¹ and has helped over 100 employees start new careers in teaching. The program works with university partners to provide employees who have engineering, health, computing, and science backgrounds with the resources needed to custom-tailor their own teacher preparation through on-line and traditional classes while retaining their jobs at IBM until their training is complete.

116. Hess, F.M., A.P. Kelly, and O. Meeks. (2011). *The Case for Being Bold: A New Agenda for Business in Improving STEM Education*. Washington, DC: Institute for a Competitive Workforce.

117. See President’s Council on Jobs and Competitiveness website: <http://www.whitehouse.gov/administration/advisory-boards/jobs-council>.

118. See Jobs Council Internship Commitment Announcement. <http://energy.gov/articles/president-s-council-jobs-and-competitiveness-announces-industry-leaders-commitment-double>.

119. See <http://www.whitehouse.gov/administration/eop/ostp/pcast/amp>.

120. President’s Council of Advisors on Science and Technology (PCAST) (2011). *Report to the President on Ensuring American Leadership in Advanced Manufacturing*. Washington, DC: PCAST. <http://www.whitehouse.gov/sites/default/files/microsites/ostp/pcast-advanced-manufacturing-june2011.pdf>.

121. See IBM’s ‘IBM “Transition to Teaching” Teaching’ Program: <http://www.ibm.com/ibm/responsibility/teaching.shtml>.

Actions to Achieve Recommendation 4.

Increasing the number and strength of pathways to STEM fields during the first two years of college requires a coordinated strategy involving not just the Federal Government but K-12 education, higher education, businesses, and the nonprofit sector, including foundations. Still, the Federal Government can lead this effort through strategic planning, reallocation of funding, and strong leadership.

4-1 Sponsor at the Department of Education summer STEM learning programs for high school students.

The Department of Education should roll out the summer learning programs authorized in the 2007 America Competes Act (in an amendment introduced by then-Senator Obama), funded in part by the Federal Government, in partnership with state and local entities. To cover the full costs of such programs, state and local entities should recruit institutions of higher education and private industry as partners. As an expansion of the original proposal, these programs should be focused on mathematics, engineering, and science for high school students. In particular, these programs should provide mathematics instruction to prepare students to be college- and career-ready and provide hands-on STEM experiences. Based on the size of National Science Foundation's former Young Scholars Program for summer institutes, we recommend investment of \$10 million to fund approximately 100 projects reaching on the order of 5000 students, annually, including significant cost-sharing with academic institutions and private investors.

In addition, as authorized in the law, the Department of Education should establish a "Summer Learning Grants Website" that would provide information for students, parents, and educators on successful programs, curricula, and best practices for summer learning opportunities.

4-2 Expand a Department of Labor Program scope to encourage pathways from two-year to four-year institutions.

The mission of the Department of Labor's Trade Adjustment Assistance Community College and Career Training initiative should be expanded beyond development of important partnerships between community and technical colleges and employers in the private sector to encourage scientific research and engineering design exchanges across 2- and 4-year institutions. Alternatively, these activities could be funded through a strategic focus of the Department of Labor's Career Pathways Innovation Fund on research partnerships. NSF's Advancing Technical Education program could also be focused on cross institutional collaborations. The bridges described here should provide authentic STEM experiences for community college students on the 4-year campus and allow them to develop relations with faculty and the college or university community to ease the potential transition from a 2- to 4-year institution or to provide advanced experiences and inspiration for students who do not pursue a 4-year degree.

4-3 Establish public-private partnerships to support successful STEM programs.

To enhance students' STEM readiness, the Federal Government should engage private industry and foundations to support successful programs that create bridges between high schools and colleges and between 2- and 4-year institutions and ensure that programs incorporate learning standards and content consistent with industry-recognized skills. In the model of Change the

IV. A MULTI-FACTED APPROACH: REACHING THE TIPPING POINT

Equation, for which business leaders stood with President Obama and committed financial investment in strategies that work in K-12 STEM education, the President should call on foundations and private industry to commit to improving recruitment and retention in undergraduate STEM education and to partner with Federal agencies to expand education technologies, provide internships to students in the first two years of college, and invest in programs with proven success (such as cohort programs, bridge programs, and certification programs linking community college and technical education to industry-recognized standards).

Particular attention should be paid to U.S. military veterans who often have exceptional levels of motivation, maturity, and focus along with STEM skills gained during their service. Defense-related industries should consider partnerships with the Department of Defense and Veterans Affairs to support efforts to train and certify veterans for careers in STEM and STEM-capable fields. This commitment could involve industry offering internships and learn and earn programs to veterans who enroll in college to enhance their workplace experience and improve their job-readiness upon graduation.

4-4 Improve data provided by the Department of Education and the Bureau of Labor Statistics to STEM students, parents, and the greater community on STEM disciplines and the labor market.

The private sector and the Federal agencies that run laboratories and employ STEM professionals and the STEM-capable workforce have a vested interest in high-quality information about effective STEM education and relevant data about workforce supply, demand, and skill levels. Current data sources, however, limit their ability to answer important questions about the skills and choices of workers and about trends in the supply of and demand for a STEM and STEM-capable workforce. One way to help mitigate this data gap would be to resurvey members of cohorts followed in the High School and Beyond and National Education Longitudinal studies. Also, the National Center for Education Statistics within the Department of Education's Institute of Education Sciences should facilitate the enhancement of state student unit record systems to permit matching to postsecondary school data and labor market outcomes.

The Bureau of Labor Statistics should redefine employment categories around STEM jobs to reflect the breadth of jobs that require STEM skills, including STEM-capable jobs, such as medical and advanced manufacturing professionals and K-12 STEM educators.

Recommendation 5.

Create a Presidential Council on STEM Education with leadership from the academic and business communities to provide strategic leadership for transformative and sustainable change in STEM undergraduate education.

Rationale for Recommendation 5.

The leadership of higher education and STEM-dependent industries needs to be inspired to generate sweeping change in higher education to produce the workforce America needs. The leaders in these sectors need

to be challenged by the country's political leaders to think creatively, design and implement programs, to challenge existing reward structures, and to raise money from private donors to benefit STEM education. The White House should add its voice to this cause to help these leaders take charge of STEM education in their institutions and lead the way to new levels of achievement in STEM education.

Actions to achieve Recommendation 5.

The leadership of higher education and STEM-enabled businesses needs to be inspired to generate sweeping changes in higher education to produce the workforce America needs. Toward this end, we recommend that the President, via Executive Order, form a Presidential Council on STEM Education to provide advice and leadership on postsecondary STEM education. The council should include members that represent the breadth of academic institutions, professional societies, businesses, and private foundations involved in the development and use of human capital in STEM fields. Based on the guidance provided in this report, the council should make recommendations that advance the quality of postsecondary STEM education through all mechanisms available to the President. The council could provide a forum for leaders in the public and private sectors to weigh in on the development and deployment of metrics to evaluate STEM departments (Recommendation 1) and to design collaborative coalitions to support initiatives in STEM education (Recommendation 4), including expanding internship programs in industry and connecting industrial research agendas with research courses (Recommendation 2). In addition, it could provide advice and review for the National Experiment in Mathematics Undergraduate Education (Recommendation 3) and could conduct further study of the mathematics education issue, if necessary.



V. Engage to Excel: Summary of Recommendations, Actions, and Estimated Costs

**ENGAGE TO EXCEL: PRODUCING ONE MILLION ADDITIONAL COLLEGE GRADUATES
WITH DEGREES IN SCIENCE, TECHNOLOGY, ENGINEERING, AND MATHEMATICS**

Table 5: Engage to Excel: Summary of Recommendations, Actions, and Estimated Costs

1. Catalyze widespread adoption of empirically validated teaching practices.	
<i>Action</i>	<i>Agency and Estimated Cost</i>
Establish discipline-focused programs funded by Federal agencies, academic institutions, professional societies, and foundations to train (1) current and (2) future faculty in evidence-based teaching practices.	<ol style="list-style-type: none"> 1. NSF and other agencies should partner with foundations and disciplinary societies to expand existing teacher training programs (\$10-\$15 M per year over five years to train 23,000 to 46,000 STEM faculty). 2. All agencies that provide training grants for graduate students and postdocs, through a combination of training grants and institutional funds.
(1) Create a “STEM Institutional Transformation Awards” competitive grants program at NSF. (2) Develop an online presence to share data and best practices.	<ol style="list-style-type: none"> 1. NSF’s proposed Widening Implementation and Demonstration of Evidence-based Reforms (WIDER) program. \$20 M per year over five years to fund 100 multi-year projects. 2. Education through proposed First in the World Initiative or ARPA-Ed.
Request that the National Academies develop metrics to evaluate STEM education.	NSF and Education to request this study, with cost to be determined.
2. Advocate and provide support for replacing standard laboratory courses with discovery-based research courses.	
<i>Action</i>	<i>Agency and Estimated Cost</i>
Expand the use of scientific research and engineering design courses in the first two years through an NSF program.	NSF, with initial funding possibly through Transforming Undergraduate Education in Science (TUES) or Science, Technology, Engineering, and Mathematics Talent Expansion Program (STEP) at \$12.5 M, annually (i.e. 10 Type 3 TUES or Type 1 STEP proposals per year at an average of \$1.2M).
Expand opportunities for student research in faculty laboratories by (1) reducing restrictions on Federal research funds, (2) giving special consideration to training grants that establish collaborations between research universities and other institutions, and (3) redefining a Department of Education program.	<ol style="list-style-type: none"> 1. All Federal agencies should make it possible to use undergraduate research program funds for first- and second-year students. 2. Federal agencies that fund programs for minority institutions could encourage cross-institution research partnerships. 3. Include research opportunities as technical education, such as that supported by the Department of Education’s Carl D. Perkins CTE program.
3. Launch a national experiment in postsecondary mathematics education to address the mathematics-preparation gap.	
<i>Action</i>	<i>Agency and Estimated Cost</i>
Support a national experiment in mathematics undergraduate education focused on: (1) summer programs; (2) remedial courses including use of technology; (3) discipline-based mathematics instruction, and (4) new pathways for K-12 mathematics teachers.	Fund 200 sites at an average of \$500,000 over five years, or \$20 M per year for five years, with funds from: NSF’s TUES or STEP programs, DOL’s Trade Adjustment Assistance Community College and Career Training (TAACCCT) Grant Program or Career Pathways Innovation Fund, and Education’s proposed First in the World Initiative.
4. Encourage partnerships among stakeholders to diversify pathways to STEM careers.	
<i>Action</i>	<i>Agency and Estimated Cost</i>
Sponsor summer STEM learning programs for high school students.	Education as authorized in the America Competes Act (\$10m to fund about 100 projects reaching on the order of 5000 students, annually).
Expand the scope of a DOL program and focus an NSF program to encourage pathways from 2-4 year institutions.	DOL’s TAACCCT Grant Program initiative or Career Pathways Innovation Fund or NSF’s Advancing Technical Education program to support community college-university or college research and design partnerships.
Establish public-private Agency-Institution-Industry partnerships to support successful STEM programs.	All STEM and education-focused Federal agencies.
Improve data provided to STEM students, parents, and the greater community on STEM education disciplines and the labor market.	<p>Department of Education should devote more resources to tracking students from high school into their careers.</p> <p>Bureau of Labor Statistics should redefine employment categories to include in “STEM” the breadth of jobs that require STEM skills.</p>
5. Create a Presidential Council on STEM Education with leadership from the academic and business communities to provide strategic leadership for transformative and sustainable change in STEM undergraduate education.	



Appendix A:

Experts Providing Input to PCAST

PCAST and its STEM Undergraduate Education Working Group express gratitude to the following individuals, who contributed input by attending meetings or by responding to requests for information:

Joann Boughman

Chief Executive Officer
American Society of Human Genetics

David Burgess

Professor of Biology
Boston College
Board Member, Treasurer, and Past-President
Society for the Advancement of Chicanos and
Native Americans in Science

Ashwin Ram

Director, Cognitive Computing Lab and Associate
Professor, College of Computing
Georgia Tech
Founder
Enkia Corporation

Cliff Adelman

Senior Associate
Institute for Higher Education Policy

Bruce Alberts

Editor-in-Chief
Science

Mary Ann Rankin

Dean, College of Natural Sciences
University of Texas at Austin

Joseph Aoun

President
Northeastern University

David Asai

Director of the Precollege and Undergraduate
Science Education Programs
Howard Hughes Medical Institute

Margaret Ashida

Project Director
Empire State STEM Education Initiative
Rensselaer Polytechnic Institute (RPI)

Debbie Bial

President
The Posse Foundation

Board on Science Education (BOSE)

Division of Behavioral and Social Science and
Education, National Research Council
The National Academies

Kenneth Boutte, Sr.

Professor of Biology and Associate Dean of
Summer Programs and External Initiatives
Xavier University of Louisiana

Michelle Cahill

Vice President for National Programs
Carnegie Corporation of New York

Anthony Carnevale

Research Professor and Director, Georgetown
University Center on Education and the
Workforce
Georgetown University

Julie Carruthers

Senior Science and Technology Advisor
Office of the Deputy Director of Science
Programs
U.S. Department of Energy

David Conley

Professor of Educational Policy and Leaders,
College of Education
University of Oregon

ENGAGE TO EXCEL: PRODUCING ONE MILLION ADDITIONAL COLLEGE GRADUATES
WITH DEGREES IN SCIENCE, TECHNOLOGY, ENGINEERING, AND MATHEMATICS

Sandra Everett

Technical Projects and Training Manager
Lorain County Community College
Nord Advanced Technology Center

John Ewing

President
Math for America

Joan Ferrini-Mundy

Assistant Director for Education and Human
Resources
National Science Foundation

Norman Fortenberry

Executive Director
American Society for Engineering Education

Richard Freeman

Herbert Ascherman Chair of Economics
Harvard University

Jeff Froyd

Director of Academic Development, Dwight Look
College of Engineering
Project Director, NSF Foundation Coalition
Texas A&M University

William Gary

Vice President for Workforce Development
Northern Virginia Community College

Marybeth Gasman

Professor
University of Pennsylvania Graduate School of
Education

Howard Gobstein

Executive Vice President for Research, Innovation,
and STEM Education
Association of Public and Land Grant Universities
Co-Director
Science and Mathematics Teaching Imperative

William Goggin

Executive Director
Federal Advisory Committee on Student
Financial Assistance
U.S. Department of Education

Gary Green

President
Forsyth Technical Community College

Peter Henderson

Director
Board on Higher Education and Workforce
National Research Council
The National Academies

Gary Hoachlander

President
ConnectEd: The California Center for College
and Career

Freeman Hrabowski

President
University of Maryland, Baltimore County

Raynard Kington

President
Grinnell College

Kate Kirby

Executive Officer
American Physical Society

Mary Kirchhoff

Director
American Chemical Society Education Division

Ken Koedinger

Director
Pittsburgh Science of Learning Center
Professor
Human-Computer Interaction Institute
Carnegie Mellon University

Dennis Kox

Manager
Advanced Manufacturing
Raytheon Missile Systems

Michael Lach⁺

Special Assistant
U.S. Department of Education

Alan Leshner

Chief Executive Officer
American Association for the Advancement of
Science
Executive Publisher
Science

James Lightbourne

Senior Advisor
Directorate for Education and Human Resources
National Science Foundation

Anne MacLoughlin

Senior Researcher
Center for Studies in Higher Education
University of California, Berkeley

Cathy Manduca

Director
Science Education Resource Center
Carleton College

Robert Mathieu

Professor of Astronomy
University of Wisconsin-Madison
Director
Center for the Integration of Research, Teaching,
and Learning (CIRTL)

Krish Mathur

STEM Liason
Office of Post Secondary Education
Program Officer
Fund for the Improvement of Postsecondary
Education
U.S. Department of Education

Irving McPhail

President and CEO
National Action Council for Minorities in
Education

Harris Miller

CEO and President
Association of Private Sector Colleges and
Universities (APSCU)

Mitzi Montoya

Vice Provost and Dean, College of Technology &
Innovation
Chair
Department of Technological Entrepreneurship &
Innovation Management
Arizona State University

Jeanne Narum

Director
Independent Colleges Office
Founding Director
Project Kaleidoscope

Patrick Natale

Executive Director, Chief Staff Officer and
Secretary
American Society of Civil Engineers

Ben Noel

President and Chief Executive Officer
360Ed

Willard Nott

Vice President for Public Awareness
American Society of Mechanical Engineers

Jane Oates

Assistant Secretary for Employment and Training
U.S. Department of Labor

Eduardo Ochoa

Assistant Secretary for Postsecondary Education
U.S. Department of Education

ENGAGE TO EXCEL: PRODUCING ONE MILLION ADDITIONAL COLLEGE GRADUATES
WITH DEGREES IN SCIENCE, TECHNOLOGY, ENGINEERING, AND MATHEMATICS

Michael Pearson

Associate Executive Director
Mathematical Association of America

Jan Plass

Co-Director
NYU Games for Learning Institute (G4LI)
Founding Director
CREATE
Professor of Educational Communication and
Technology
New York University

Clifton Poodry

Director
Division of Minority Opportunities in Research
National Institutes of Health

Samuel Rankin, III

Associate Executive Director
American Mathematical Society

Mark Regets

Senior Program Officer
Board on Higher Education Workforce (BHEW)
National Research Council
The National Academies Senior Analyst
Science and Engineering Indicators Program
Division of Science Resources Statistics
National Science Foundation

Linda Roberts

Former Director
Office of Education Technology
U.S. Department of Education

Steven Robinson

Special Assistant
Office of Elementary and Secondary Education
White House Domestic Policy Council

Deborah Santiago

Co-founder and Vice-President for Policy and
Research
Excelencia in Education

Victor Santiago

Deputy Division Director
Division of Human Resource Development
National Science Foundation

Martin Scaglione

President and COO
Workforce Development Division
ACT, Inc.

Mel Schiavelli

President
Harrisburg University of Science & Technology

Betty Shanahan

Executive Director and Chief Executive Officer
Society of Women Engineers

Tobin Smith

Vice President for Policy
Association of American Universities

Blair Smith

Dean
College of Information Systems and Technology
University of Phoenix

Michael Staton

Chief Executive Officer and Co-Founder
Inigral, Inc.

Martin Storksdieck

Director
Board on Science Education
National Research Council
The National Academies

Vincent Tinto

Distinguished University Professor
Former Chair
Higher Education Program
Syracuse University

Mark Tomlinson

Executive Director and General Manager
Society of Manufacturing Engineers

APPENDIX A: EXPERTS PROVIDING INPUT TO PCAST

Josh Trapani

Senior Policy Analyst
Association of American Universities

Uri Treisman

Professor of Mathematics and Public Affairs
University of Texas at Austin
Founder and Director
Charles A. Dana Center

Jodi Wesemann

Treasurer and Member of the Board
Association for Women in Science

John Wilson

Executive Director
White House Initiative on Historically Black
Colleges and Universities

Michael Wolf

Supervisory Economist
Employment Projections Program
Bureau of Labor Statistics

Bill Wood

Co-Director
National Academies Summer Institute on
Undergraduate Education in Biology
Professor, Molecular, Cellular, and Developmental
Biology
University of Colorado at Boulder

Frederico Zaragoza

Vice Chancellor of Economic and Workforce
Development
Alamo Colleges

Rodney Ulane

NIH Training Officer
Director, Division of Scientific Programs
Office of Extramural Research
National Institutes of Health

† As of November 2011, Michael Lach serves as Director of STEM Education at the Urban Education Institute, University of Chicago.



Appendix B: Acknowledgements

PCAST wishes to express gratitude to the following individuals who contributed in various ways to the preparation of this report:

Asha Balakrishnan

Research Staff Member
Science and Technology Policy Institute

Greg Gershuny †

Confidential Assistant
White House Office of Science and
Technology Policy

Michelle Costanzo

Student Volunteer
PCAST

Michael Feder

Policy Analyst
White House Office of Science and
Technology Policy

Dara Fisher

Student Volunteer
White House Office of Science and
Technology Policy

Kumar Garg

Policy Analyst
White House Office of Science and
Technology Policy

Gera Jochum

Policy Analyst
White House Office of Science and
Technology Policy

Thomas Kalil

Deputy Director for Policy
White House Office of Science and
Technology Policy

Brandon Ledford

Student Volunteer
PCAST

Elizabeth Lee

Research Assistant
Science and Technology Policy Institute

Justin Scott

Research Staff Member
Science and Technology Policy Institute

Sam Thomas

Research Assistant
Science and Technology Policy Institute

Maya Uppaluru

Student Volunteer
White House Office of Science and
Technology Policy

Carl Wieman

Associate Director for Science
White House Office of Science and
Technology Policy

† Greg Gershuny left OSTP to join the White House Office of Presidential Personnel as the Energy and Environment Director in October 2011.



Appendix C: STEM Higher Education Enrollment, Persistence, and Completion Data

Appendix C describes data regarding the STEM enrollment, persistence and completion for students studying at post-secondary institutions. This appendix is the result of work done by Institute for Defense Analyses' (IDA) Science and Technology Policy Institute (STPI).

Figure C-1.	Number of Institutions by Sector, 1994 to 2009	49
Figure C-2.	Number of Institutions by Sector Breakdown, 2009	49
Figure C-3.	Total Undergraduate Enrollments in all Fields by Institutional Sector, 1999 to 2008	50
Figure C-4.	Total Undergraduate Enrollments Breakdown (in thousands), 2008	50
Table C-1.	Distribution of Gender by Institutional Sector When First Enrolled, 2003-04.	51
Table C-2.	Enrolled Major by Gender.	52
Figure C-5.	Percentage of Institutional Sector Enrollments by Field, 2003-04	53
Figure C-6.	Distribution of Race/Ethnicity by Institutional Sector When First Enrolled, 2003-04	54
Figure C-7.	Estimates of Enrolled Field by Gender	55
Figure C-8.	Estimates of Enrolled Field by Race/Ethnicity	57
Table C-3.	Persistence in Enrolled Majors Between 2003-04 and 2009 Among Bachelor's Degree Attainers	57
Table C-4.	2009 Attainment Level by Discipline When First Enrolled in 2003-04.	58
Figure C-9.	2009 Attainment Level by Discipline When First Enrolled in 2009	59
Table C-5.	2009 Attainment Level by Major When First Enrolled in 2003-04	60

ENGAGE TO EXCEL: PRODUCING ONE MILLION ADDITIONAL COLLEGE GRADUATES
WITH DEGREES IN SCIENCE, TECHNOLOGY, ENGINEERING, AND MATHEMATICS

Table C-6. STEM and Non-STEM Attainment by Major Field of Study in 2003-04 61

Table C-7. STEM and Non-STEM Attainment by Demographic Characteristics 62

Figure C-10. STEM and Total Degrees Conferred, 2001-009 63

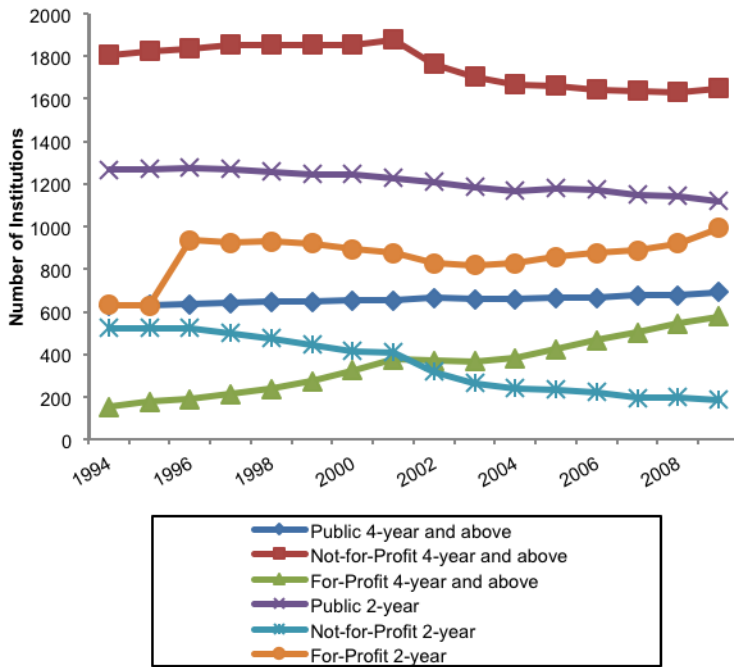
Figure C-11 STEM Degrees as a Percentage of Total Degrees Conferred, 2001-2009 63

Figure C-12 STEM, Health, and Social Science Bachelor’s Degrees, 1995-2009 64

Figure C-13 STEM, Health, and Social Science Associate’s Degrees 1995-2009 65

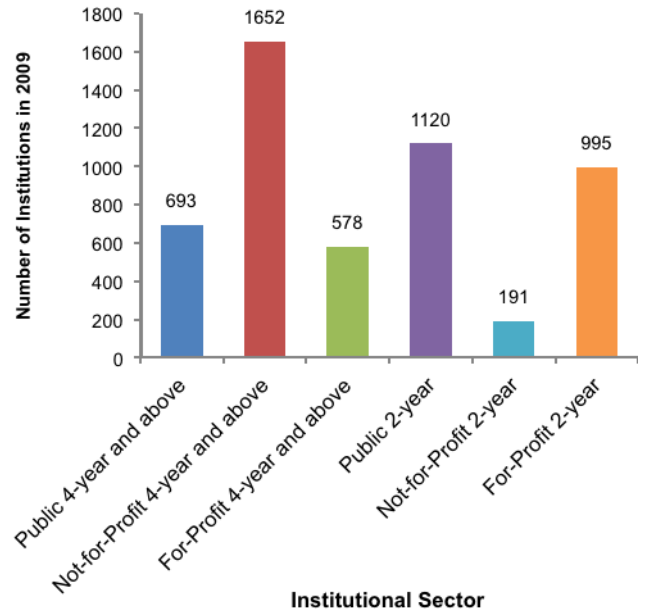
Table C-8. Percentage of Degrees Conferred by Race/ Ethnicity, 2009. 66

Figure C-1. Number of Institutions by Sector, 1994 to 2009



Derived from: IPEDS, National Center for Education Statistics

Figure C-2. Number of Institutions by Sector Breakdown, 2009



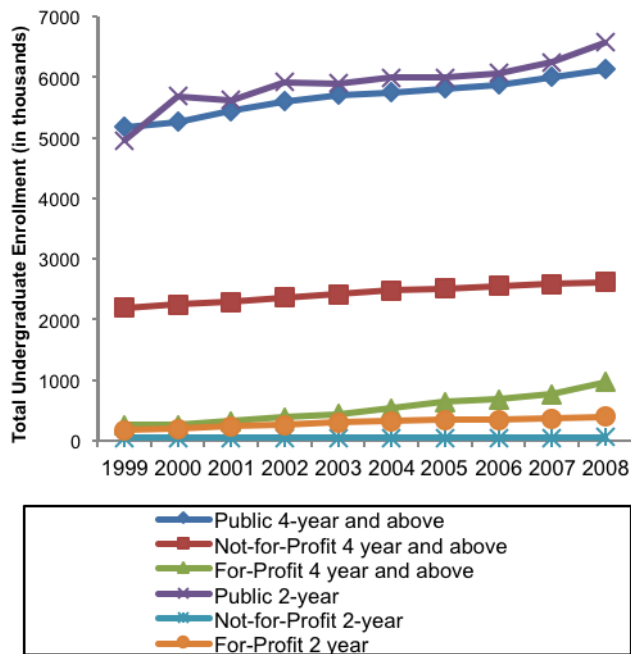
Derived from: IPEDS, National Center for Education Statistics

Definitions of Institution Type and Institutional Control:	
Public 4-year and above	Public institutions that have at least one-degree program that confers 4-year degrees; yet not all degrees conferred are 4-year degrees
Not-for-profit 4 year and above	Not-for-profit institutions that have at least one-degree program that confers 4-year degrees; yet not all degrees conferred are 4-year degrees
For-profit 4-year and above	For-profit institutions that have at least one-degree program that confers 4-year degrees; yet not all degrees conferred are 4-year degrees
Public 2-year	Public institutions that confer 2-year degrees; Often referred to as Community Colleges
Not-for-profit 2-year	Not-for-profit institutions that confer 2-year degrees
For-profit 2-year	For-profit institutions that confer 2-year degrees

Key Points (Figure C-1 and Figure C-2):

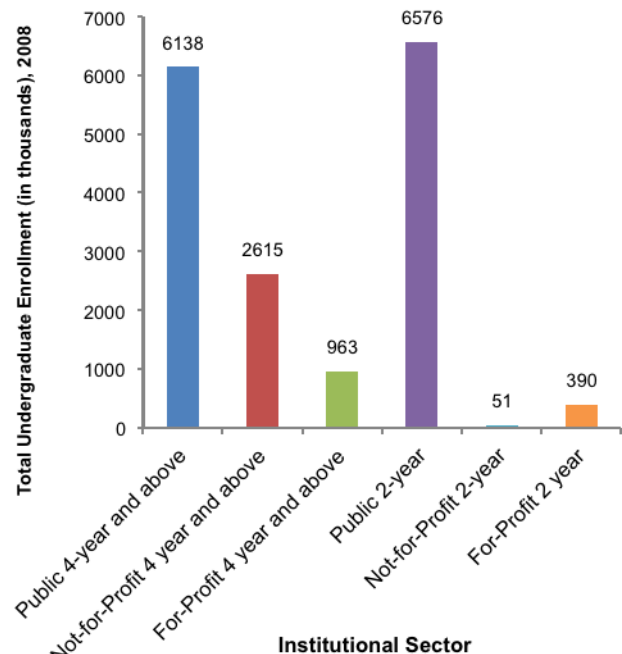
- Overall, the number of higher education institutions has remained steady over the past five years.
- There has been an increase in the number of for-profit institutions, and a slight decline in the number of not-for-profit institutions in the past decade.

Figure C-3. Total Undergraduate Enrollments in all Fields by Institutional Sector, 1999 to 2008



Derived from: IPEDS, WebCASPAR

Figure C-4. Total Undergraduate Enrollments Breakdown (in thousands), 2008



Derived from: IPEDS, WebCASPAR

Key Points (Figure C-3 and Figure C-4):

- Four-year and above not-for-profit institutions outnumber the other institutions sectors.
- Enrollments at all institution types have been increasing steadily over the past decade.
- Public 4-year and 2-year institutions have larger enrollments than the other institution types.

Table C-1. Distribution of Gender by Institutional Sector When First Enrolled, 2003-04

Estimates (%)	Gender		Total
	Male	Female	
Total	42.5	57.5	100
First institution sector (level and control) 2003-04			
Public 4-year	44.8	55.2	100
Not-for-profit 4-year	43.9	56.1	100
For-profit 4-year	40.3	59.7	100
Public 2-year	43.4	56.6	100
Not-for-profit 2-year	42.5	57.5	100
For-profit 2-year	44.6	55.4	100

Derived from: U.S. Department of Education, National Center for Education Statistics, 2003-04 Beginning Postsecondary Students Longitudinal Study, Second Follow-up (BPS:04/09)

Key Points (Table C-1):

- The ratio of male students to female students across all institution sectors is fairly equal, with females representing about 55-60% of the student population.

Table C-2. Enrolled Major by Gender

		Major When First Enrolled in 2003-04										
		STEM Majors										
Estimates (%)	STEM Total	Life Sci	Phys Sci	Math	Comp/ Info Sci	Engineering/ Eng Tech	Science Tech	Health Professions	Social Sci	Other Non-STEM	Undeclared	Total
Total	12.4	3.0	0.7	0.4	3.8	4.4	0.1	13.4	4.7	37.2	32.3	100
Gender												
Male	20.6	3.3	0.8	0.3	6.9	9.1	0.2!	4.5	4.2	36.2	34.5	100
Female	6.3	2.7	0.6	0.4	1.5	1.0	0.1!	19.9	5.1	38.0	30.7	100

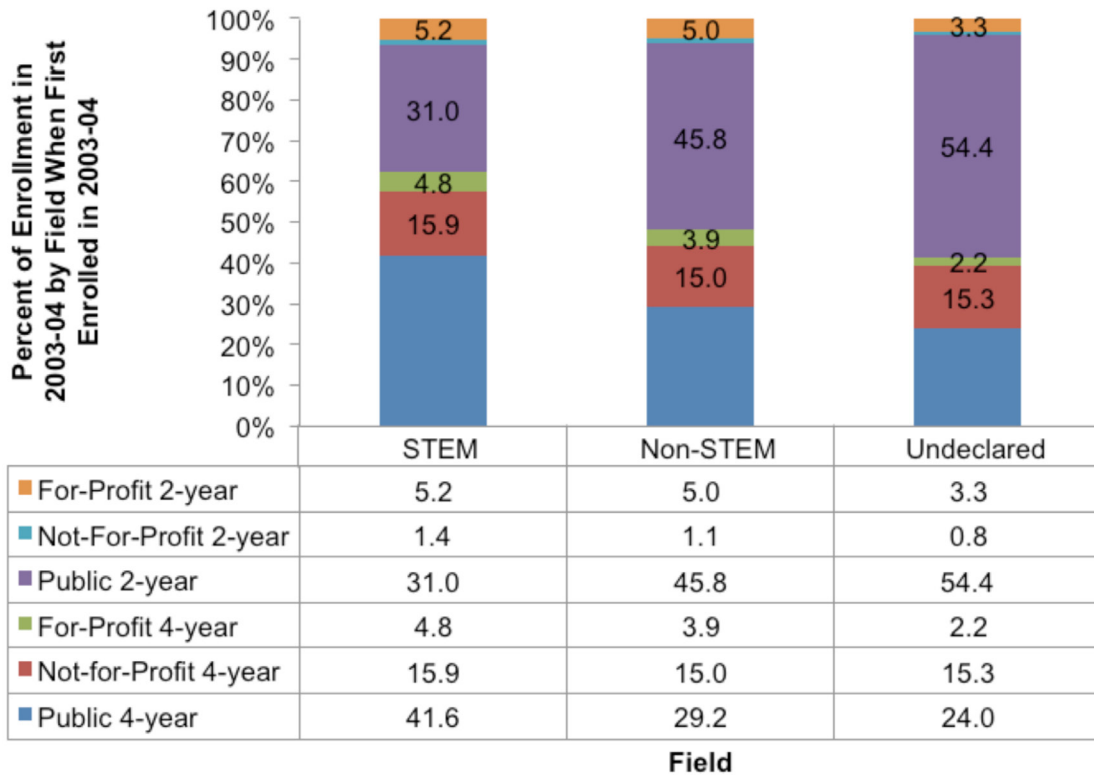
Derived from: U.S. Department of Education, National Center for Education Statistics, 2003-04 Beginning Postsecondary Students Longitudinal Study, Second Follow-up (BPS:04/09).

Notes: Interpret data with caution. Estimate is unstable because the standard error represents more than 30 percent of the estimate. Interpret data with caution. Estimate is unstable because the standard error represents more than 50 percent of the estimate. These data represent the percentage of students majoring in various disciplines when first enrolled at post-secondary institutions. However, these data do not represent the fields in which these students received degrees.

Key Points (Table C-2):

- Of those enrolled at postsecondary institutions, 12.4% of all students first enroll in a STEM discipline.
- Of males enrolled at postsecondary institutions, 20.6% first enroll in a STEM discipline.
- Of females enrolled at postsecondary institutions, 6.3% first enroll in a STEM discipline.

Figure C-5. Percentage of Institutional Sector Enrollments by Field, 2003-04



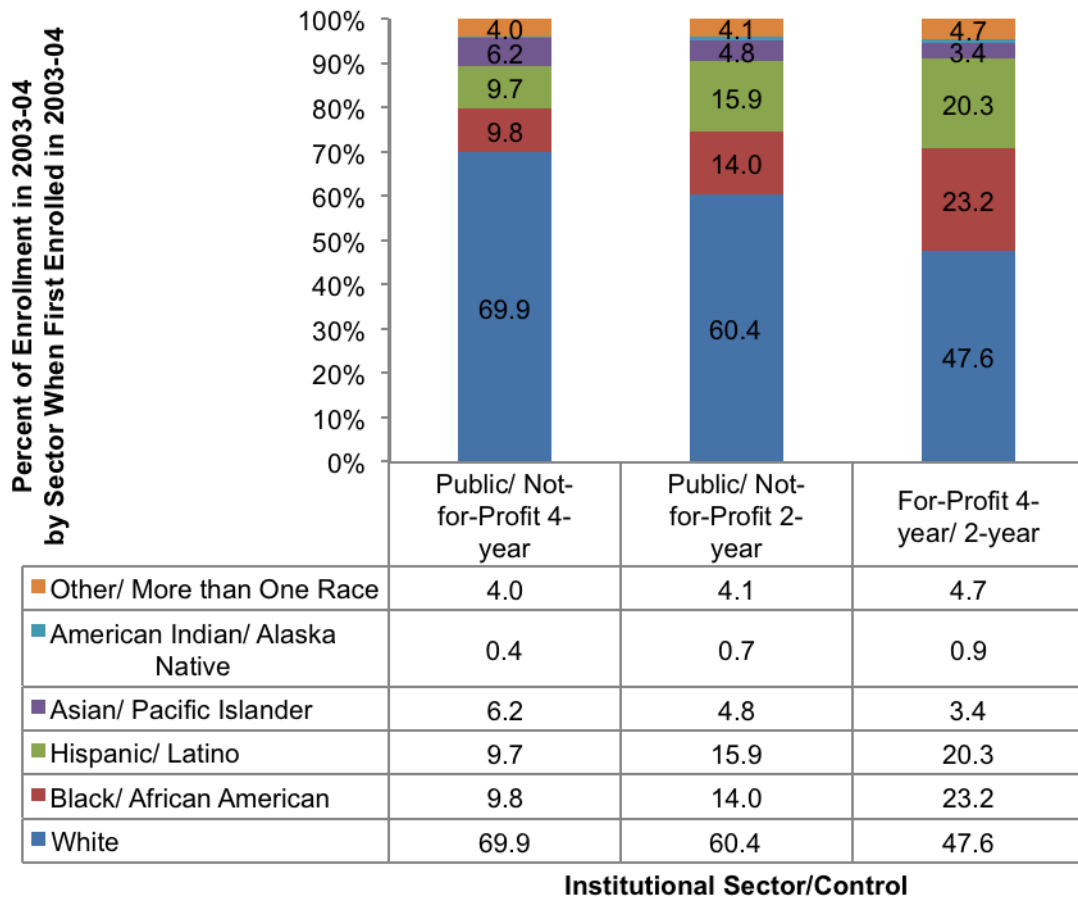
Derived from: U.S. Department of Education, National Center for Education Statistics, 2003-04 Beginning Postsecondary Students Longitudinal Study, Second Follow-up (BPS:04/09).

Notes: For-Profit 4-year Health Professions, Not-for-Profit 2-year STEM and Health Professions, For-Profit 2-year STEM and Health Professions data should be interpreted with caution. Estimate is unstable because the standard error represents more than 30 percent of the estimate.

Key Points (Figure C-5):

- Of all students enrolled in STEM fields, 41.6% are enrolled at public 4-year institutions, 31.0% are enrolled in public 2-year institutions and 14.9% are enrolled in not-for-profit institutions.

Figure C-6. Distribution of Race/Ethnicity by Institutional Sector When First Enrolled, 2003-04



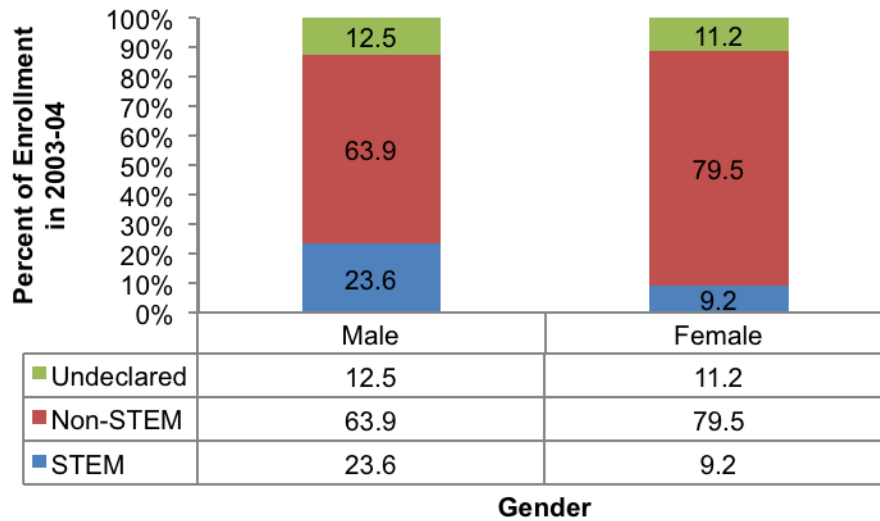
Derived from: U.S. Department of Education, National Center for Education Statistics, 2003-04 Beginning Postsecondary Students Longitudinal Study, Second Follow-up (BPS:04/09).

Notes: Asian/ Pacific Islander For-Profit 4-year/2-year data should be interpreted with caution. Estimate is unstable because the standard error represents more than 30 percent of the estimate. American Indian/ Alaska Native For-Profit 4-year/2-year data should be interpreted with caution. Estimate is unstable because the standard error represents more than 50 percent of the estimate.

Key Points (Figure C-6):

- Of those first enrolled across all disciplines at 4-year public or not-for profit institutions, 69.9% are white, 9.8% are black/African American and 9.7% are Hispanic/Latino.
- Of those first enrolled at the 2-year institutions, the percentage of whites is lower, and the percentages of underrepresented minorities are higher.

Figure C-7. Estimates of Enrolled Field by Gender



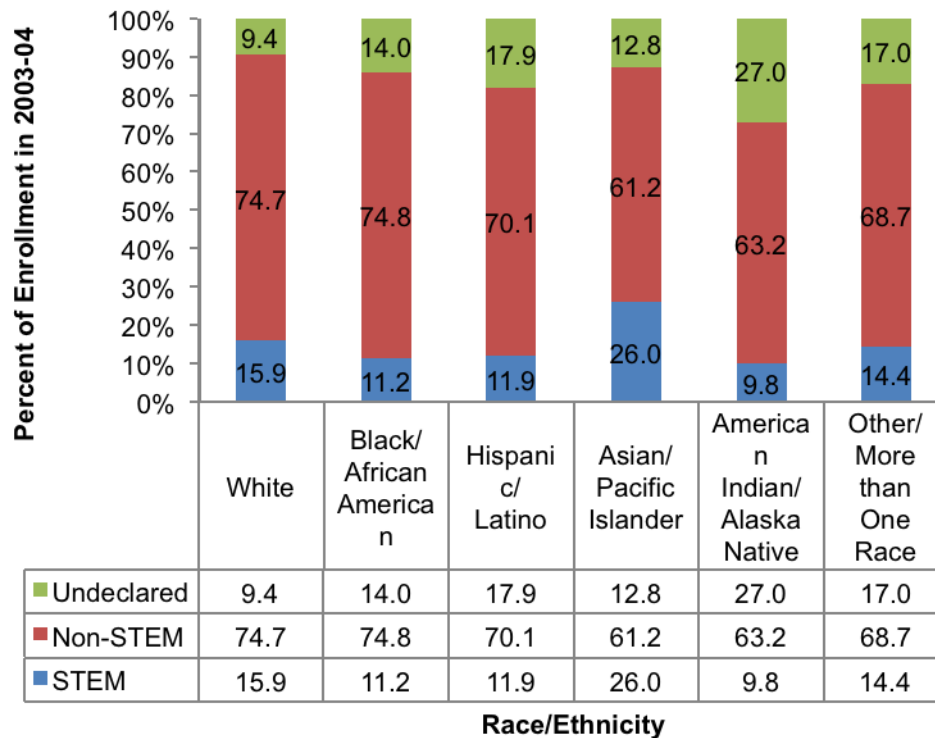
Derived from: U.S. Department of Education, National Center for Education Statistics, 2003-04 Beginning Postsecondary Students Longitudinal Study, Second Follow-up (BPS:04/09).

Notes: These data represent the type of field in which a student was last enrolled during the longitudinal survey follow up in 2009. This includes students who may have dropped out as it represents “field when last enrolled”—not taking into account whether or not the student completed a degree, was still enrolled or dropped out.

Key Points (Table C-7):

- During the second follow-up in 2009, 23.6% of male students when last enrolled at post-secondary institutions were enrolled in STEM fields.
- During the second follow-up in 2009, 9.2% of female students when last enrolled at post-secondary institutions were enrolled in STEM fields.

Figure C-8. Estimates of Enrolled Field by Race/Ethnicity



Derived from: U.S. Department of Education, National Center for Education Statistics, 2003-04 Beginning Postsecondary Students Longitudinal Study, Second Follow-up (BPS:04/09).

Notes: American Indian/ Alaska Native STEM and Health Professions data should be interpreted with caution. Estimate is unstable because the standard error represents more than 30 percent of the estimate.

Key Points (Figure C-8):

- During the second follow-up in 2009, 26.0% of Asians and 15.9% of Whites were last enrolled in a STEM field, while 9.8-11.9% of underrepresented minority groups were last enrolled in a STEM field.

Table C-3. Persistence in Enrolled Majors Between 2003-04 and 2009 Among Bachelor's Degree Attainers

Estimates (%)	Major When Last Enrolled 2009										Total
	Life Sci	Phys Sci	Math	Comp/ Info Sci	Engineering/ Eng Tech	SciTech	Social Sci	Health Professions	Other Non-STEM	Un-declared	
Total	7.9	1.8	1.3	2.5	6	0.0!!	17.3	6.5	56.5	0.2!!	100
Major when first enrolled in 2003-04											
Life Sci	56.5	4.3!	0.8!!	0	1.6!	0	10.5	5.4	20.9	0	100
Phys Sci	23.1	35.4	3.6!!	0	3.8!!	0	13.5!	2.6!!	18.0!	0	100
Math	2.3!!	2.3!!	54.9	1.4!!	4.3!!	0	15.3!	0	19.5!	0	100
Comp/Info Sci	1.2!!	0	2.6!	48.1	4.3!	0	11.4	0	32	0.4!!	100
Engineering/ Eng Tech	4.6!	1.3!	2.2!	4.2!	65.1	0	3.3!	0.7!!	17.8	0.9!!	100
Social Sci	2.5!	0.3!!	0.3	0.1!!	1.3!!	0	65.7	1.2!!	28.6	0	100
SciTech	+	+	+	+	+	+	+	+	+	+	100
Health Professions	13.8	1.2!	0	1.1!!	0.7!!	0	7.8	43	32.4	0	100
Other Non-STEM	1.8	0.3!	0.9!	1	0.9	0	9.3	2.9	82.9	0	100
Undeclared	7.8	2.6	0.7!	1.9!	3.1	0.0!!	22.7	5.1	55.5	0.5!!	100

Derived from: U.S. Department of Education, National Center for Education Statistics, 2003-04 Beginning Postsecondary Students Longitudinal Study, Second Follow-up (BPS:04/09).

Notes: + Reporting standards not met. ! Interpret data with caution. Estimate is unstable because the standard error represents more than 30 percent of the estimate. !! Interpret data with caution. Estimate is unstable because the standard error represents more than 50 percent of the estimate.

Key Points (Table C-3):

- Among students first enrolled in Life Sciences in 2003-04, 56.5% attained a bachelor's degree in Life Sciences by 2009.
- Among STEM fields, bachelor's degree attainment within the field of original enrollment was highest among engineering and engineering technician enrollees at 65.1%.

Table C-4. 2009 Attainment Level by Discipline When First Enrolled in 2003-04

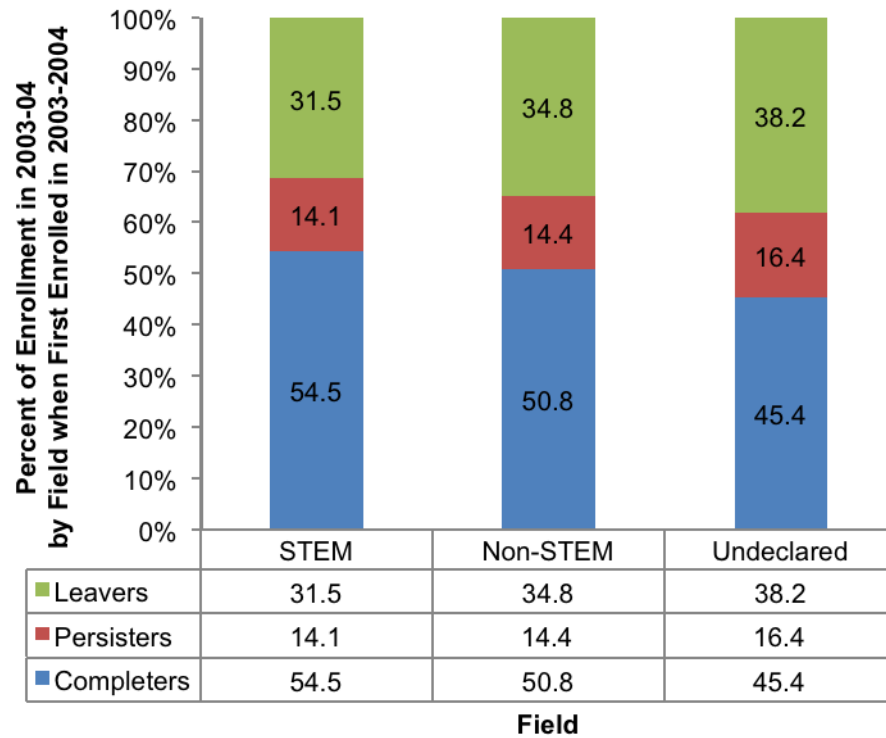
Estimates (%)	Attainment or level at last institution enrolled through 2009						Total
	Completers			Persisters		Leavers	
	Attained bachelor's degree	Attained associate's degree	Attained certificate	No degree, enrolled at 4-year	No degree, enrolled at less-than-4-year	No degree, not enrolled	
Total	30.7	9.3	9.4	7.1	7.9	35.5	100
Field when First Enrolled in 2003-04							
STEM	40.8	10.0	3.7	8.6	5.5	31.5	100
Non-STEM	30.0	10.2	10.6	6.8	7.6	34.8	100
Undeclared	28.1	7.6	9.7	6.9	9.5	38.2	100

Derived from: U.S. Department of Education, National Center for Education Statistics, 2003-04 Beginning Postsecondary Students Longitudinal Study, Second Follow-up (BPS:04/09).

Key Points (Table C-4):

- Students first enrolled in STEM fields have a higher degree of postsecondary degree attainment than students first enrolled in other fields.
- 40.8% of students first enrolled in a STEM field attained a bachelor's degree in any field, while 30.0% of students in a non-STEM field and 28.8% of students who were first undeclared attained a bachelor's degree.

Figure C-9. 2009 Attainment Level by Discipline When First Enrolled in 2009



Derived from: U.S. Department of Education, National Center for Education Statistics, 2003-04 Beginning Postsecondary Students Longitudinal Study, Second Follow-up (BPS:04/09).

Notes: The attainment levels are aggregated into three higher-level categories: completers, persisters, and leavers.

Key Points (Figure C-9):

- Overall, 31.5% of students first enrolled in STEM had no degree and were no longer enrolled after the 6 year follow-up, while 34.8% of non-STEM students and 38.2% of undeclared students had dropped out.

ENGAGE TO EXCEL: PRODUCING ONE MILLION ADDITIONAL COLLEGE GRADUATES
WITH DEGREES IN SCIENCE, TECHNOLOGY, ENGINEERING, AND MATHEMATICS

Table C-5. 2009 Attainment Level by Major When First Enrolled in 2003-04

Estimates (%)	Attainment or level at last institution enrolled through 2009						Total
	Completers		Persisters		Leavers		
	Attained bachelor's degree	Attained associate's degree	Attained certificate	No degree, enrolled at 4-year	No degree, enrolled at less-than-4-year	No degree, not enrolled	
Total	30.7	9.3	9.4	7.1	7.9	35.5	100
Major when first enrolled in 2003-04							
Life Sci	56.7	8.6	1.8!	9.3	4.0	19.5	100
Physical Sci	57.9	6.1!!	3.7!	8.7!	4.6!	18.9	100
Math	54.6	7.4!	4.1!	0.0	1.7!!	32.3	100
Comp/ Info Sci	20.6	15.6	3.8	8.6	7.4	44.0	100
Engineering/ Eng Tech	44.6	8.0	4.6!	8.8	5.7	28.3	100
Science Tech	35.9!	11.8!!	1.8!!	4.3!!	19.4!!	26.9!	100
Social Sci	50.7	6.7	1.4	8.0	8.6	24.5	100
Health Professions	17.7	11.6	19.3	4.8	9.7	37.0	100
Other Non-STEM	31.7	10.1	8.7	7.4	6.6	35.6	100
Undeclared	28.1	7.6	9.7	6.9	9.5	38.2	100

Derived from: U.S. Department of Education, National Center for Education Statistics, 2003-04 Beginning Postsecondary Students Longitudinal Study, Second Follow-up (BPS:04/09).

Notes: ! Interpret data with caution. Estimate is unstable because the standard error represents more than 30 percent of the estimate.

!! Interpret data with caution. Estimate is unstable because the standard error represents more than 50 percent of the estimate.

Key Points (Table C-5):

- Students first enrolled in life sciences or physical sciences are more likely to attain bachelor's degrees in **any** field (not necessarily a STEM field) than students first enrolled in non-STEM fields.

Table C-6. STEM and Non-STEM Attainment by Major Field of Study in 2003-04

Estimates (%)	Degree Attainment and Persistence as of 2009					Total
	Completers		Persisters		Leavers	
	Attained a STEM degree	Attained non-STEM degree	No degree; enrolled in a STEM field	No degree; enrolled in a non-STEM field	Left postsecondary education without a degree	
Total	8.1	42.2	1.8	13.5	34.5	100
Major field of study in 2003-04						
STEM	35.1	21.6	5.7	8.9	28.7	100
• Math	40.3	27.3	0.0	1.9!!	30.5!	100
• Life Sci	37.8	31.9	3.7	9.7	16.8	100
• Physical Sci	41.3	28.1	2.1!!	11.5!	16.9	100
• Eng/ Eng Tech	41.8	16.9	7.2	7.9	26.2	100
• Comp/ Info Sci	24.6	16.7	6.6!	9.3	42.7	100
• Science Tech	‡	‡	‡	‡	‡	100
Non-STEM	3.1	48.7	1.0	13.6	33.6	100
Undeclared	6.1	39.1	1.6	15.0	38.3	100

Derived from: Preliminary Estimate - U.S. Department of Education, National Center for Education Statistics, 2003-04 Beginning Postsecondary Students Longitudinal Study, Second Follow-up (BPS:04/09).

Key Points (Table C-6):

- Among students first enrolled in STEM fields, 35.1% of students attained a STEM degree.
- Among the STEM fields, students first enrolled in physical science and engineering/engineering technology had the highest percentage of degree attainment within a STEM field at above 40% while computer science had the lowest at 24.6%.

Table C-7. STEM and Non-STEM Attainment by Demographic Characteristics

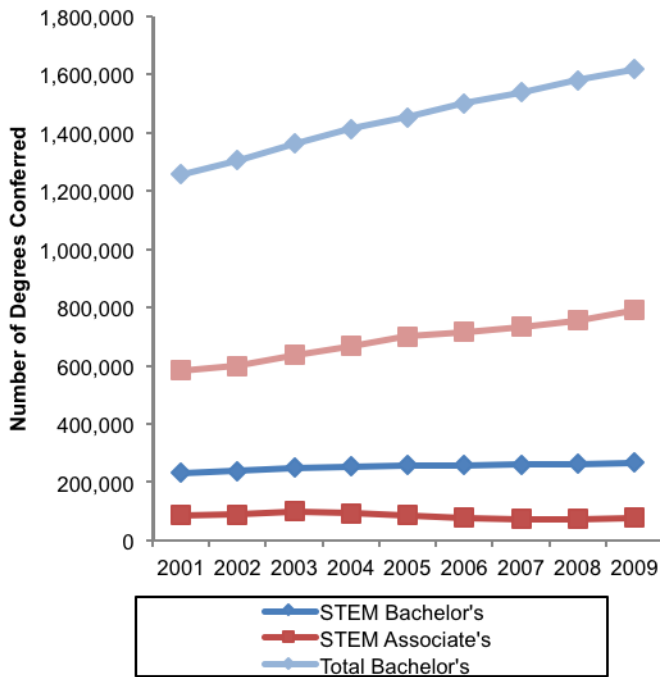
Estimates (%)	Persistence in STEM field (excl social/behavioral sci) as of 2009					Total
	Completers		Persisters		Leavers	
	Attained a STEM degree	Attained non-STEM degree	No degree; enrolled in a STEM field	No degree; enrolled in a non-STEM field	Left without a degree	
Total	8.1	42.2	1.8	13.5	34.5	100
Gender						
Male	12.1	35.3	3.2	13.2	36.1	100
Female	5.1	47.3	0.7	13.6	33.3	100
Race/ethnicity						
White	9.3	46.2	1.8	10.9	31.9	100
Black/ African American	4.1	32.6	1.2	19.5	42.7	100
Hispanic/ Latino	4.8	36.9	1.6	15.3	41.3	100
Asian	15.9	40.6	3.7!	17.6	22.2	100
American Indian/ Alaska Native	5.7 !!	25.5	0.3 !!	26.0!	42.6	100
Native Hawaiian/ other Pacific Islander	4.9 !!	36.9!	0	22.7 !!	35.5!	100
Other	7.9!	37.8	1.4 !!	21.1	31.7	100
More than one race	7.0	37.5	2.7!	16.8	36	100

Derived from: Preliminary Estimate - U.S. Department of Education, National Center for Education Statistics, 2003-04 Beginning Postsecondary Students Longitudinal Study, Second Follow-up (BPS:04/09).

Key Points (Table C-7):

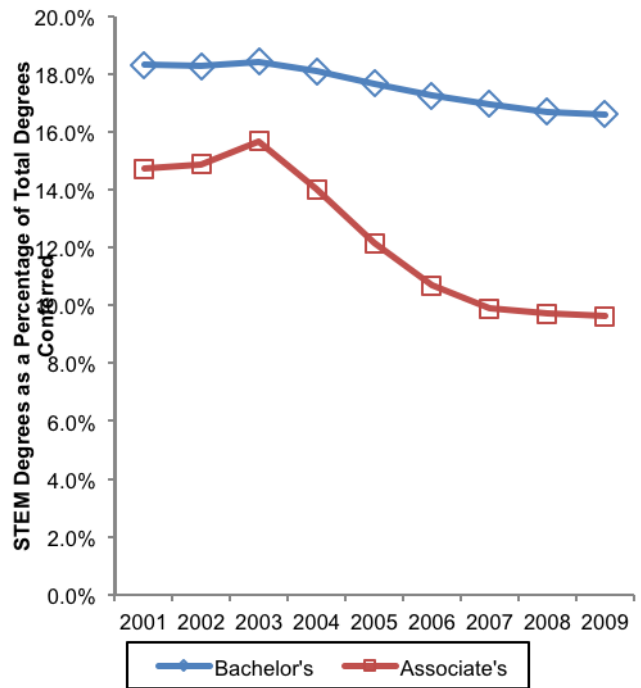
- Overall, 8.1% of who entered postsecondary education in 2004/5 had attained a STEM degree by 2009.
- Among male and female students who entered postsecondary education in 2004/5, 12.1% and 5.1% attained a STEM degree, respectively.
- Asian and White students had the highest percent of degree attainment within a STEM field at approximately 16% and 9%, respectively, while a distribution of 4-6% of underrepresented minorities attained STEM degrees within their race/ethnicity groups.

Figure C-10. STEM and Total Bachelor's and Associate's Degrees Conferred, 2001-2009



Derived from: NCES, IPEDS, WebCASPAP

Figure C-11. STEM Bachelor's and Associate's Degrees as a Percentage of Total Degrees Conferred, 2001-2009

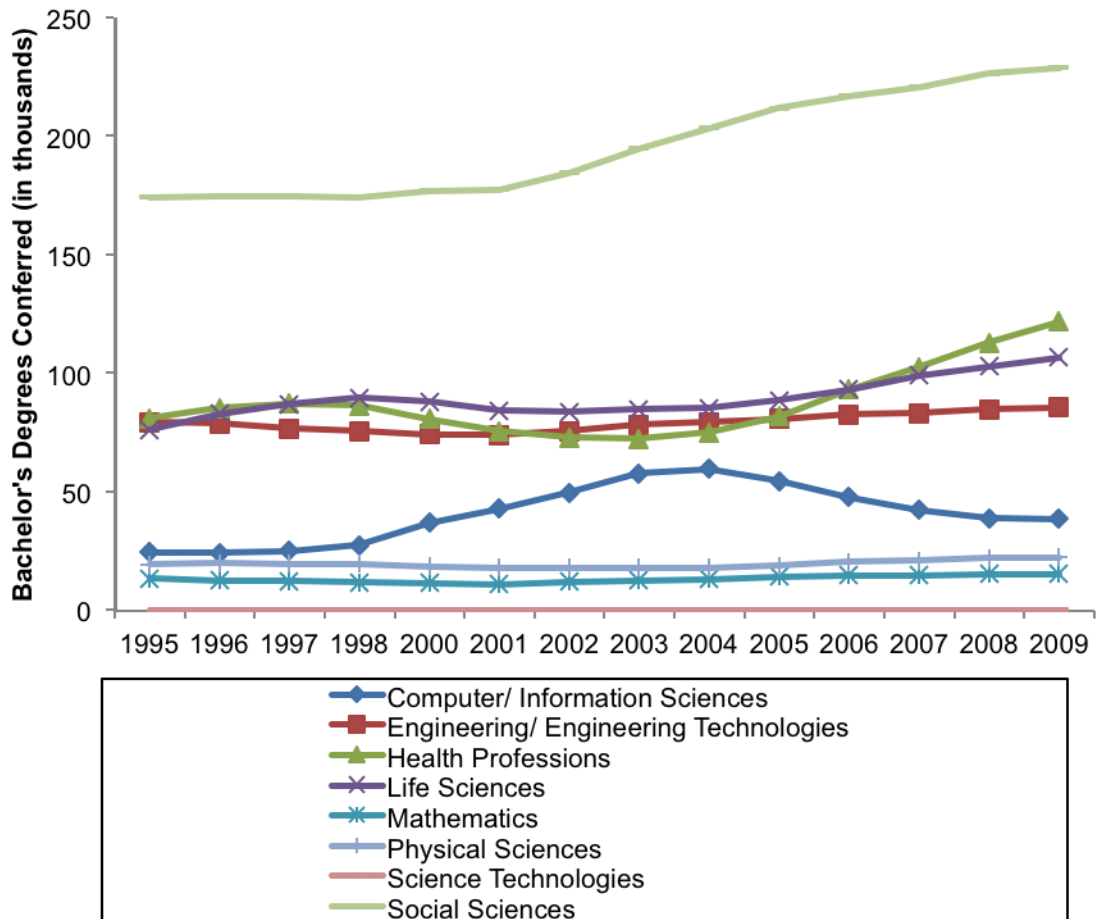


Derived from: NCES, IPEDS, WebCASPAP

Key Points (Figure C-10 and Figure C-11):

- A greater number of bachelor's degrees are conferred than associate's degrees.
- A greater percentage of bachelor's degrees than associate's degrees are conferred in STEM fields.
- STEM degrees as a percentage of all degrees conferred has declined since 2001 at both the bachelor's and associate's degree levels.
- The percentage of STEM associate's degrees conferred decreased sharply between 2003 and 2005, but has since leveled off. This trend is mostly due to the rise in associate's degrees in health professions and the decrease in associate's degrees in computer/information sciences.

Figure C-12. STEM, Health, and Social Science Bachelor's Degrees Conferred, 1995-2009

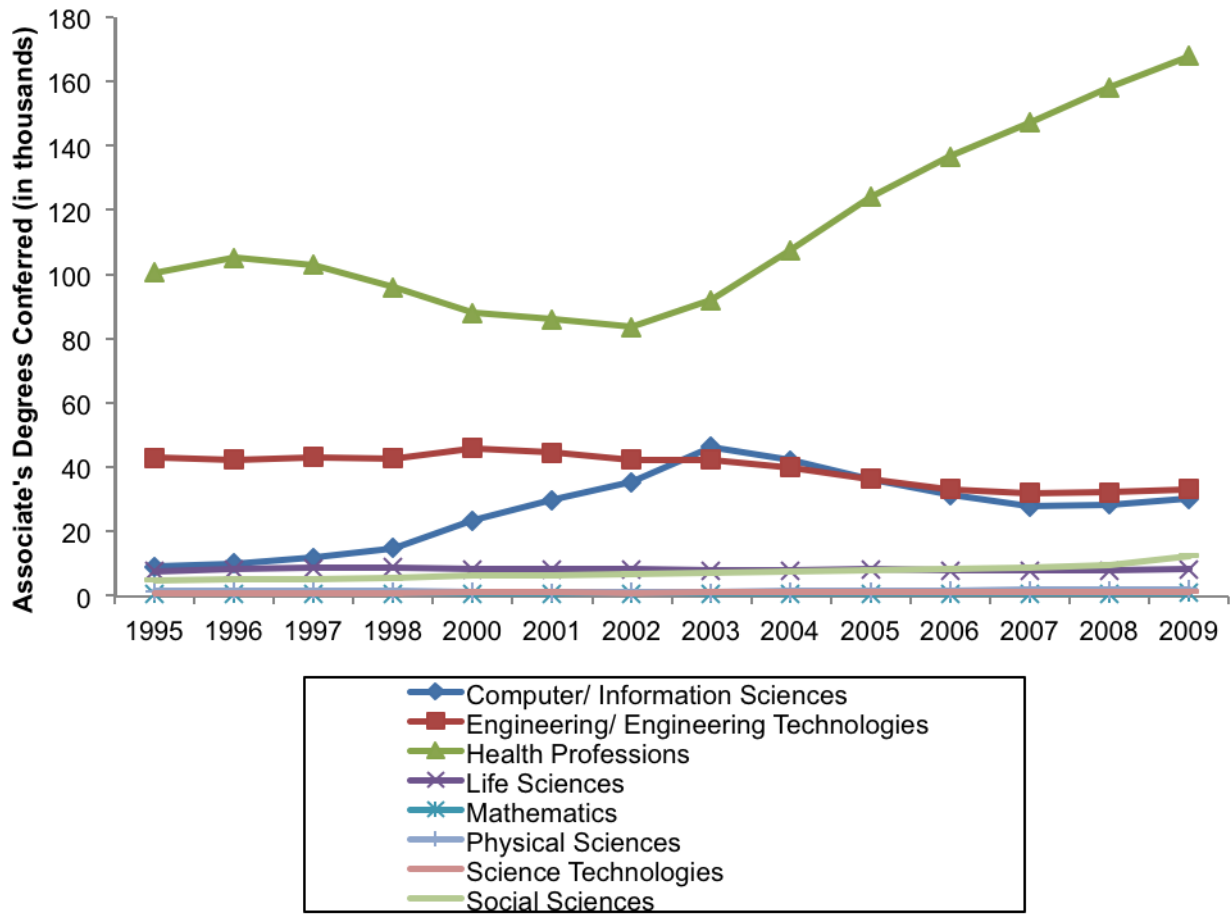


Derived from: NCES, IPEDS, WebCASPAR

Key Points (Figure C-12):

- Computer/information science bachelor's degrees increased from 2000 to 2004, but reverted back to 2000 levels from 2005 to 2009.
- Engineering/engineering technologies bachelor's degrees have remained steady over the past decade.

Figure C-13. STEM, Health, and Social Science Associate’s Degrees Conferred, 1995-2009



Derived from: NCES, IPEDS, WebCASPAR

Key Points (Figure C-13):

- Compared to conferred bachelor’s degrees, a greater proportion of associate’s degrees are conferred in health professions and computer/ information sciences.

Table C-8. Percentage of Degrees Conferred by Race/Ethnicity, 2009

Race/Ethnicity	Percentage of Degrees Conferred in 2009											Other Non-STEM	Total
	STEM Total	Life Sci	Physical Sci	Math	Comp/ Info Sci	Engineering/ Eng Tech	Sci Tech	Social Sci	Health Professions	STEM Majors			
White	14.4	4.9	1.1	0.7	2.7	5.0	0.1	9.7	12.3	63.5	100		
Black	10.6	2.9	0.6	0.4	3.4	3.3	0.1	10.2	13.9	65.3	100		
Hispanic	11.9	3.4	0.7	0.5	2.6	4.7	0.1	10.5	10.8	66.8	100		
Asian/ Pacific Islander	23.0	10.0	1.7	1.1	3.0	7.1	0.1	12.5	11.0	53.5	100		
American Indian/ Alaska Native	13.1	4.9	1.0	0.4	2.6	4.1	0.1	9.6	12.6	64.7	100		

Derived from: NCES, IPEDS, WebCASPAPAR



Key Points (Table C-8):

- Among all White students who received degrees in 2009, 14.4% obtained degrees in a STEM field.
- Across all race/ ethnicity categories, White and Asian/Pacific Islander students obtained STEM degrees at the highest percentages at 14% and 23%, respectively. That is, among the Asians who earned degrees in 2009, 23.0% of the degrees are in STEM. Among underrepresented minorities, 10.6% of Blacks and 11.9% of Hispanics earned degrees in STEM.

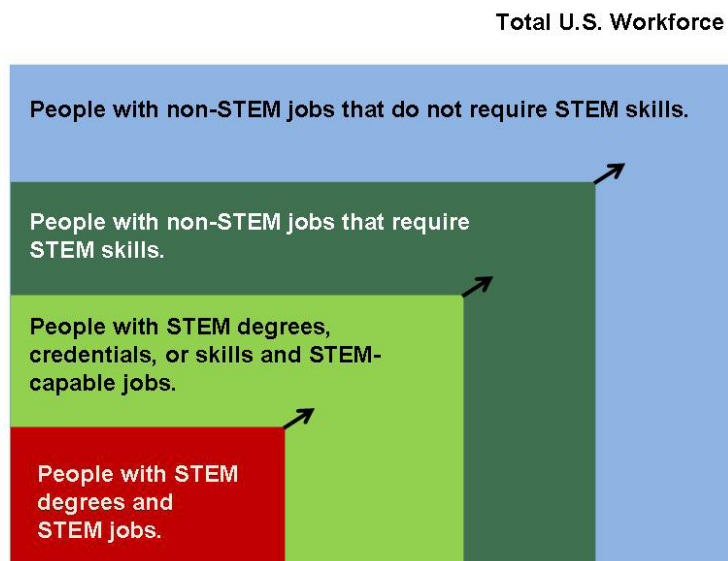


Appendix D: Economic Analysis of STEM Workforce Need

Appendix D describes data regarding the demand for STEM workers and the anticipated supply of STEM undergraduates from post-secondary higher education institutions. This appendix is the result of work done by IDA's Science and Technology Policy Institute.

Figure D-1.	Estimated Percentages of Females in STEM Occupational Groups, 2001, 2005, and 2009 (Data Labels Indicate 2009 Values)	68
Table D-1.	Estimated Number of Employed Persons and Percentage of Unemployed (Compared to Entire Labor Force), 2005-2009	70
Table D-2.	Fastest Growing Jobs as Reported by the Bureau of Labor Statistics, 2008–2018.	71
Figure D-2.	Estimated Race/Ethnicity of Labor Force in All STEM Occupations, 2001, 2005, and 2009	72
Figure D-3.	Historical and Projected Educational Attainment in STEM Occupations, Various Years from 1983 through 2018.	73
Figure D-4.	New and Replacement Job Openings and Occupational Distribution between 2008 and 2018	74
Table D-3.	Percent of Labor Force with Bachelor's STEM Degrees (Columns) in Corresponding STEM Occupations (Rows)	75
Figure D-5.	Total Job Openings and the Distribution of Educational Demand within Occupations	76
Figure D-6.	Projected Job Openings in STEM Occupations, 2008–2018	78

Figure D-1: STEM Workforce Definition



Note: The categories of jobs that require STEM skills and understandings are expanding, generating additional demand for workers with STEM degrees.

- *STEM Professionals.* Workers who regularly draw on their expertise in STEM fields—including scientists, engineers, mathematicians, and technicians in STEM occupations—make up a relatively small but essential fraction of the U.S. workforce. They advance the frontiers of knowledge in industry, government, and academia, generating the new ideas and technologies that can transform entire industries and sectors of society. In colleges and universities, they also educate future generations of scientists, engineers, technicians, and mathematicians along with other students who will draw on STEM knowledge throughout their lives.
- *The STEM-Capable Workforce.* A much larger group of workers, whom we categorize in this report as the STEM-capable workforce, routinely use knowledge and skills developed in STEM fields as part of their jobs. Many of these people have STEM degrees or certificates but are working in jobs that would not be formally categorized as STEM occupations. At one end this group shades into the ranks of STEM professionals who develop and apply new knowledge. At the other end it shades into workers in all professions who use information and capabilities derived from science, technology, engineering, and mathematics to analyze, communicate, innovate, manage, and strategize. For example, physicians, nurses and other health workers generally are not categorized as STEM professionals, yet many of these individuals draw heavily on STEM knowledge and skills in their jobs. As another example, the advanced manufacturing workforce requires proficiency in math, technology, and engineering principles to succeed in their jobs, from entry-level workers through graduate-degreed engineers.

- *Non-STEM Workers Who Draw on STEM Skills.* Many occupations today require higher levels of familiarity with STEM subjects than they did in the past.¹²² A proxy for these increased demands is the increasing level of education required for many jobs. Between 1973 and 2008, the share of jobs in the U.S. economy that required postsecondary education increased from 28% to 59%, and this percentage is projected to continue to increase.¹²³ While college provides knowledge and skills other than STEM capabilities, the prominence of STEM subjects in higher education suggests that at least part of what employers are seeking is greater familiarity with STEM concepts and skills and STEM-derived technologies. One of many examples would be a market researcher who uses statistical techniques to draw conclusions; such a worker might fall into either this category or the previous category depending on the exact nature of the job.
- *Non-STEM Workers Who Do Not Draw on STEM Skills.* Many jobs in the economy do not draw directly on STEM skills. To again cite a specific example, athletes, singers, actors, and other entertainers typically do not draw on STEM subjects to do their jobs. However, even these individuals may need to master specific STEM content—for example, to devise a training regimen, or to create or disseminate artistic materials using new technologies.

In general, no job is completely isolated from the influence of new technologies and new ideas. All Americans regularly encounter the products of science, technology, engineering, and mathematics in their jobs and in their daily lives, though they may not recognize the connection with STEM subjects. The decisions individuals make in supermarkets, doctors' offices, and voting booths often depend at least in part on ideas drawn from STEM fields. To the extent that people are comfortable and familiar with STEM concepts, they are better able to take advantage of new opportunities and make good decisions on STEM-related issues. In doing so, they help create a cultural environment that is conducive to STEM endeavors and to the benefits those endeavors can produce.

122. Bresnahan, Timothy F., Erik Brynjolfsson, and Lorin M. Hitt. (2002). "Information Technology, Workplace Organization and the Demand for Skilled Labor: Firm-Level Evidence." *Quarterly Journal of Economics*, 117, 339-376. For a contrasting view, see: Michael J. Handel. (2005). "Worker Skills and Job Requirements: Is There a Mismatch?" Washington, DC: Economic Policy Institute.

123. Carnevale, Anthony, Nichole Smith, and Jeff Strohl. (2010). "Help Wanted: Projections of Jobs and Education Requirements through 2018." Washington, DC: Georgetown University Center on Education and the Workforce.

Table D-1. Estimated Number of Employed Persons and Percentage of Unemployed (Compared to Entire Labor Force), 2005-2009

Occupation	2005		2006		2007		2008		2009	
	Employed	%Un emp.*	Employed	%Un emp.*	Employed	%Un emp.*	Employed	%Un emp.*	Employed	%Un emp.*
All Occupations	137,147,492	6.9%	142,545,193	6.4%	143,630,939	6.3%	147,486,711	6.3%	141,932,926	9.8%
All STEM Occupations	7,112,960	3.3%	7,347,542	2.6%	7,369,304	2.5%	7,744,152	2.6%	7,498,307	5.2%
All STEM Managers	548,618	2.9%	581,833	2.0%	602,188	1.7%	645,681	2.4%	635,896	4.6%
All Computer Occupations	2,996,823	4.0%	3,110,616	2.9%	3,164,358	2.9%	3,297,403	2.8%	3,315,697	5.2%
All Mathematical Occupations	162,123	2.1%	163,212	2.1%	168,721	2.6%	178,357	1.5%	187,337	3.4%
All Engineers	1,833,225	2.6%	1,854,730	1.9%	1,837,649	1.7%	1,906,983	1.9%	1,777,445	4.4%
All Engineering Technicians	686,259	4.0%	710,790	4.0%	728,494	3.4%	767,355	4.0%	650,708	9.5%
All Life and Physical Scientists	382,472	2.7%	394,300	2.3%	423,308	2.2%	430,841	2.3%	625,330	3.0%
<i>All Life Scientists</i>	232,008	1.5%	254,607	1.3%	239,823	2.0%	285,454	2.0%	266,868	2.0%
<i>All Physical Scientists</i>	346,370	2.5%	357,387	1.8%	326,480	2.4%	360,300	2.3%	358,462	3.8%
All Science Technicians	307,534	4.4%	314,367	4.5%	301,591	4.6%	302,619	4.6%	305,894	6.9%

Derived from: American Community Survey one-year estimates, Census Bureau; data retrieved from IPUMS-USA database.

Note: * %Unemp. indicates percentage of labor force that is unemployed.

Key Points (Table D-1):

- STEM occupations make up approximately 5.6% of the employed labor force in the United States.
- From 2005 through 2009, STEM occupations fared well compared to the general workforce; the total unemployment percentage for all STEM jobs was typically about half of that for the entire occupational labor force.
- Overall, the number of STEM workers in the labor force grew from 7.5 million in 2005 to over 7.9 million in 2009.

Table D-2. Fastest Growing Jobs as Reported by the Bureau of Labor Statistics, 2008–2018

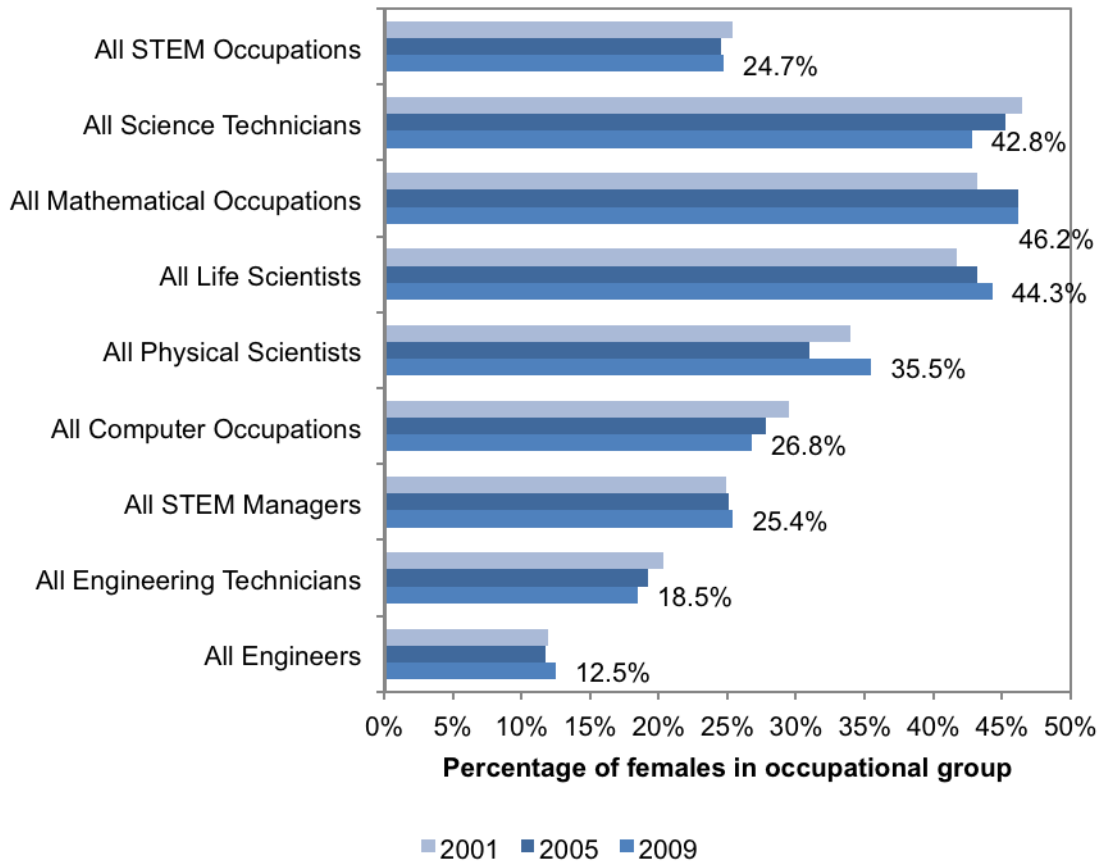
Occupation	Percent Change	Number of New Jobs	Median Annual Wage (May 2008)
Biomedical Engineers	72	11,600	\$77,400
Network Systems and Data Communications Analysts	53	155,800	\$71,100
Home Health Aides	50	460,900	\$20,460
Personal and Home Care Aides	46	375,800	\$19,180
Financial Examiners	41	11,100	\$70,930
Medical Scientists (Except Epidemiologists)	40	44,200	\$72,590
Physicians Assistants	39	29,200	\$81,230
Skin Care Specialists	38	14,700	\$28,730
Biochemists and Biophysicists	37	8,700	\$82,840
Athletic Trainers	37	6,000	\$39,640

Derived from: Bureau of Labor Statistics Occupational Employment Statistics and Division of Occupational Outlook.
 Note: Highlighted rows indicate STEM-related occupations.

Key Points (Table D-2):

- Though the Bureau of Labor Statistics does not have an official STEM designation for categorizing occupations, those commonly labeled as STEM in other research appear as some of the fastest growing in the most recent employment projections.
- While the absolute number of new jobs being created for biomedical engineers as well as biochemists and biophysicists remains relatively low compared to others on this list, the median wages earned by all of the fastest growing STEM occupations are some of the highest among all occupations.

Figure D-2. Estimated Percentages of Females in STEM Occupational Groups, 2001, 2005, and 2009 (Data Labels Indicate 2009 Values)

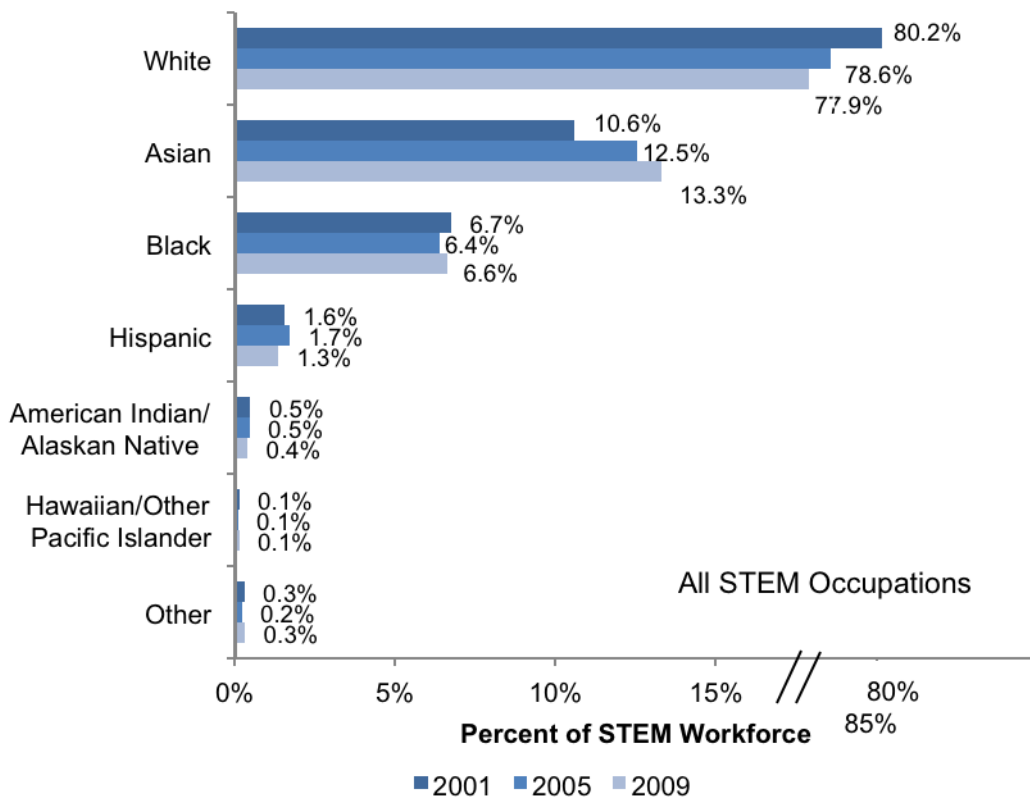


Derived from: American Community Survey of The Census Bureau, 2001, 2005, 2009 (one-year estimates); data retrieved from IPUMS-USA database.

Key Points (Figure D-2):

- Overall, the average percentage of females in all STEM occupations in 2009 (25%) was the same as in 2001.
- The ratio of female to male workers remains low despite large numbers of women entering selected occupational fields (e.g., life sciences) over the past decade.
- The number of women in STEM occupations in 2009 ranged from as low as 9% in some engineering fields to upwards of 46% in mathematical occupations.

Figure D-3. Estimated Race/Ethnicity of Labor Force in All STEM Occupations, 2001, 2005, and 2009



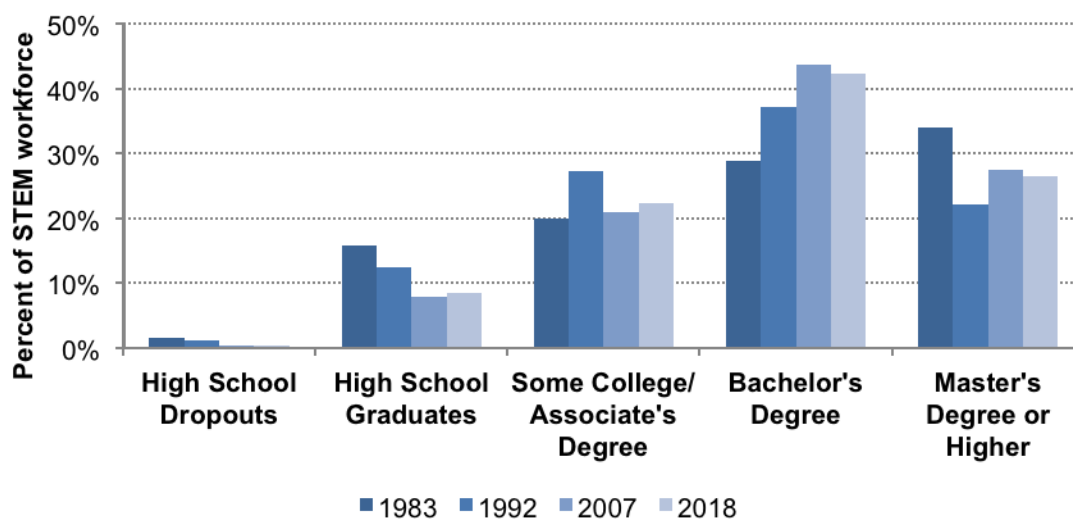
Derived from: American Community Survey of The Census Bureau, 2001, 2005, 2009 (one-year estimates); data retrieved from IPUMS-USA database.

Note: Detailed data for all ethnicities and STEM occupational groups are available in Appendix C.

Key Points (Figure D-3):

- The percentage of various race/ethnicities across STEM occupations has remained stable from 2001 through 2009. One exception is Asians, who have moved from 10.6% of all STEM occupations in 2001 to 13.7% in 2009.
- The trends in race/ethnicity vary when looking at specific occupational groups. For example, in the life sciences (not shown), the percentage of Whites has decreased significantly from 2001 to 2009, and much of that employment has shifted to Asians.

Figure D-4. Historical and Projected Educational Attainment in STEM Occupations, Various Years from 1983 through 2018



Derived from: Carnevale, Anthony, Nichole Smith, and Jeff Strohl. (2010). *Help Wanted: Projections of Jobs and Education Requirements through 2018*. Washington, DC: Georgetown University Center on Education and the Workforce.

Note: The definition of STEM used here includes the following occupations and corresponding standard occupational classifications (SOC): computer and mathematical science occupations (SOC 15-1011-SOC 15-2099), architecture and architectural technician occupations (SOC 17-1011-SOC 17-1022; SOC 17-3012-SOC 17-3019; SOC 17-3031); engineers and engineering technician occupations (SOC 17-2011-SOC 17-2199; SOC 17-3021-SOC 17-3031); life and physical sciences occupations (SOC 19-1011-SOC 19-2099; SOC 19-4011-SOC 19-4099); social sciences occupations (SOC 19-3011-SOC 19-3099).

Key Points (Figure D-4):

- Based on the Center on Education and the Workforce’s projections and a historical analysis of BLS data, the authors revealed a trend through 2018 that more STEM occupations will demand education that includes at least some college.
- Over time, the population of STEM workers that are high school dropouts or high school graduates decreases to 8.8% by 2018, thus indicating that 91.2% of STEM workers will need at least some post-secondary education.

Table D-3. Percent of Labor Force with Bachelor's STEM Degrees (Columns) in Corresponding STEM Occupations (Rows)

STEM Occupations	STEM Bachelor's Degrees										% of Corresponding Labor Force with any STEM Bachelor's Degree
	All Comp & Info Sys	All Mathematics	All Engineering	All Eng Techs	All Life Sciences	All Phys Sciences	All Science Techs	All STEM Education	Eng and Industrial Mgmt	Multi-disciplinary or General Science	
All Computer Occupations	18.8%	3.1%	12.3%	0.9%	1.7%	2.0%	0.1%	0.2%	0.1%	0.7%	40.0%
All Mathematical Occupations	5.9%	16.0%	6.0%	0.4%	3.4%	2.2%	0.1%	0.5%	0.1%	0.8%	35.5%
All Engineers	1.2%	0.7%	43.1%	2.0%	1.4%	1.7%	0.2%	0.1%	0.1%	0.5%	50.9%
All Engineering Technicians	0.5%	0.2%	4.9%	1.2%	1.5%	0.7%	0.1%	0.0%	0.0%	0.2%	9.4%
All Life Scientists	0.5%	0.7%	4.1%	0.1%	51.7%	9.2%	0.0%	0.1%	0.1%	1.9%	68.5%
All Physical Scientists	1.5%	1.8%	9.8%	0.3%	27.0%	35.4%	0.2%	0.5%	0.0%	2.1%	78.5%
All Science Technicians	0.5%	0.4%	2.8%	0.2%	15.0%	5.1%	0.2%	0.3%	0.0%	0.7%	25.1%
All STEM Managers	12.3%	2.8%	22.4%	1.4%	2.8%	2.4%	0.1%	0.2%	0.1%	0.6%	45.3%
All STEM Occupations	9.9%	2.3%	18.8%	1.1%	5.2%	3.8%	0.1%	0.2%	0.1%	0.7%	42.3%

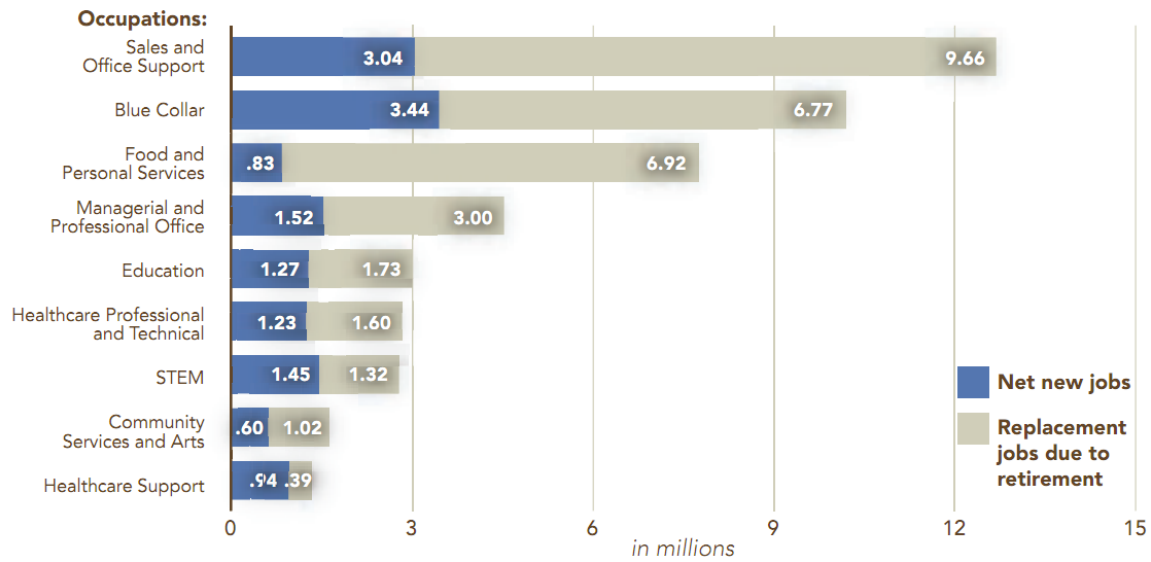
Derived from: American Community Survey of the Census Bureau, 2009. Data retrieved from IPUMS-USA database.

Note: This table excludes social scientists from disciplines and occupations; a complete listing of the columnar degree field groups and the corresponding detailed degree fields is detailed below; occupations follow the CPST conventions of ~50 detailed occupations aggregated into eight groups but excluding those occupations in the social sciences.

Key Points: (Table D-3):

- This table illustrates the difficulty in tracking the STEM workforce due to the number of possible occupational paths that a STEM graduate may take; only the options categorized as STEM occupations are shown here but many more STEM enabled occupations exist.
- Across all education levels, 42.3 percent of individuals in the STEM labor force have a bachelor's degree that was received in a STEM field while 64.4 percent of individuals in the STEM labor force with a bachelor's degree or above received their bachelor's in a STEM field (data not shown).
- Life science occupations have the highest proportion of bachelor's degrees from the identical discipline of life sciences with 51.7% working in the same field they studied. The two groups with the lowest number of workers who have a matching degree and occupational field are engineering technicians and science technicians.
- Of the estimated 11.4 million individuals with STEM bachelor's degrees in the entire workforce in 2009, only 3.3 million or 29.3 percent of them were in STEM occupations.

Figure D-5. New and Replacement Job Openings and Occupational Distribution

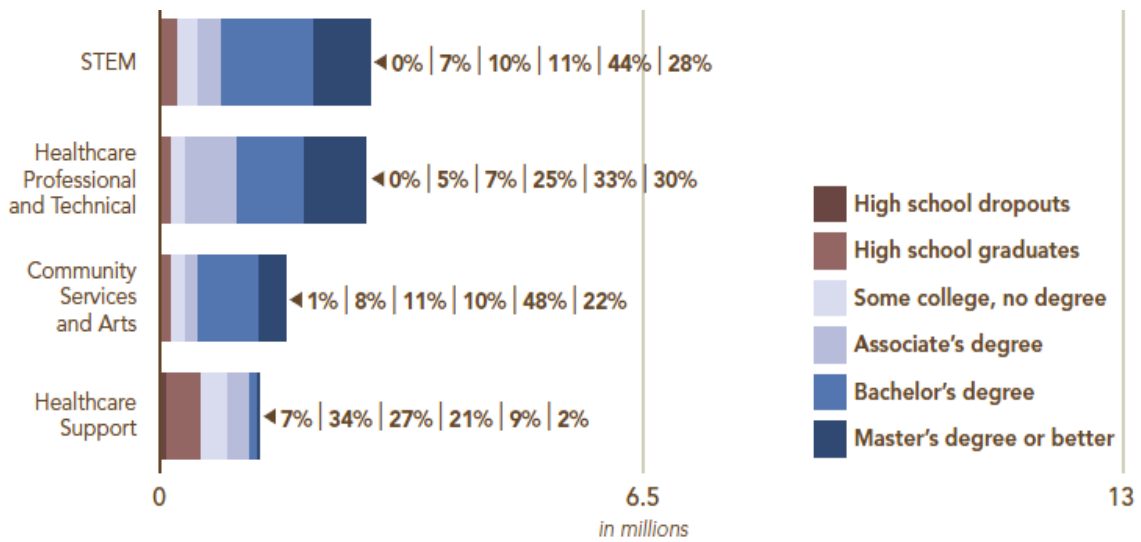


Source: Carnevale, Anthony, Nichole Smith, and Jeff Strohl. (2010). *Help Wanted: Projections of Jobs and Education Requirements through 2018*. Washington, DC: Georgetown University Center on Education and the Workforce. p. 27. Reprinted with permission.

Key Points (Figure D-5):

- Based on Carnevale et al. (2010), net new STEM jobs and STEM replacement jobs due to retirement are projected to be about 2.77 million between 2008 and 2018.

Figure D-6. Total Job Openings and the Distribution of Educational Demand within Occupations

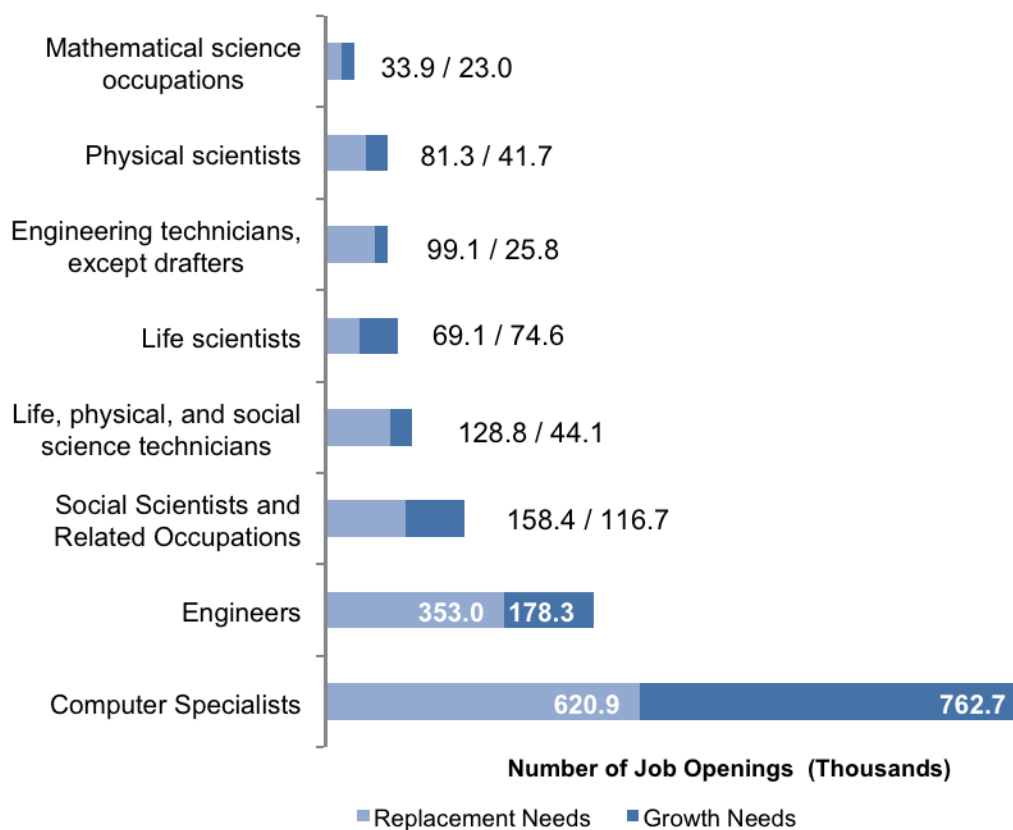


Source: Carnevale, Anthony, Nichole Smith, and Jeff Strohl. (2010). *Help Wanted: Projections of Jobs and Education Requirements through 2018*. Washington, DC: Georgetown University Center on Education and the Workforce. p. 28. Reprinted with permission.

Key Points (Figure D-6):

- 83% of these jobs require an associate’s degree or above.
- The projected total number of new and replacement STEM jobs between 2008 and 2018 requiring an associate’s degree or above is 2.3 million.

Figure D-7. Projected Job Openings in STEM Occupations, 2008–2018



Derived from: Bureau of Labor Statistics.

Key Points (Figure D-7):

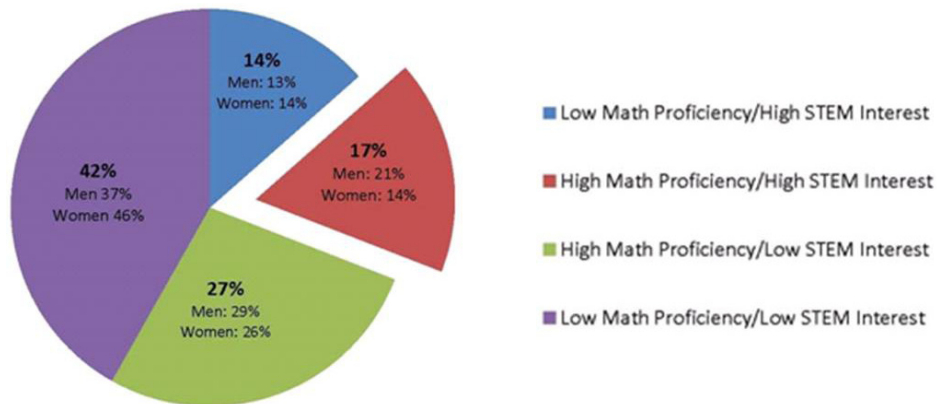
- The number of job openings projected in 2018 is delineated here as growth versus replacement needs. Job growth includes the creation of new jobs while replacement needs are those that result from workers retiring or permanently leaving a position. Together, these categories indicate the minimum number of workers who will need to be trained for the given occupation.
- In terms of total number of job openings, computer specialists are projected to require more than 1.3 million workers as a result of job growth and replacement needs.
- Engineers are the next most required STEM occupation with 531,300 job openings projected through 2018.



Appendix E: Evidence of the Mathematics Preparation Gap

Today, many students enter college not prepared for college level mathematics. Among students who take the ACT entrance examination, just 43 percent achieve the ACT College Readiness Benchmark in mathematics.¹²⁴ Because of inadequate preparation, many students need to take developmental classes in mathematics when they get to college. This poses a burden on students, institutions of higher education, the military, and employers in the form of developmental education and worker training. Higher education alone spends at least two billion dollars on developmental education per year.¹²⁵

Figure E-1. 12th Grade Student STEM Interest and Mathematics Proficiency



Source: The Business-Higher Education Forum. (2011). *The STEM interest and proficiency challenge: Creating the workforce of the future*. Washington, DC.

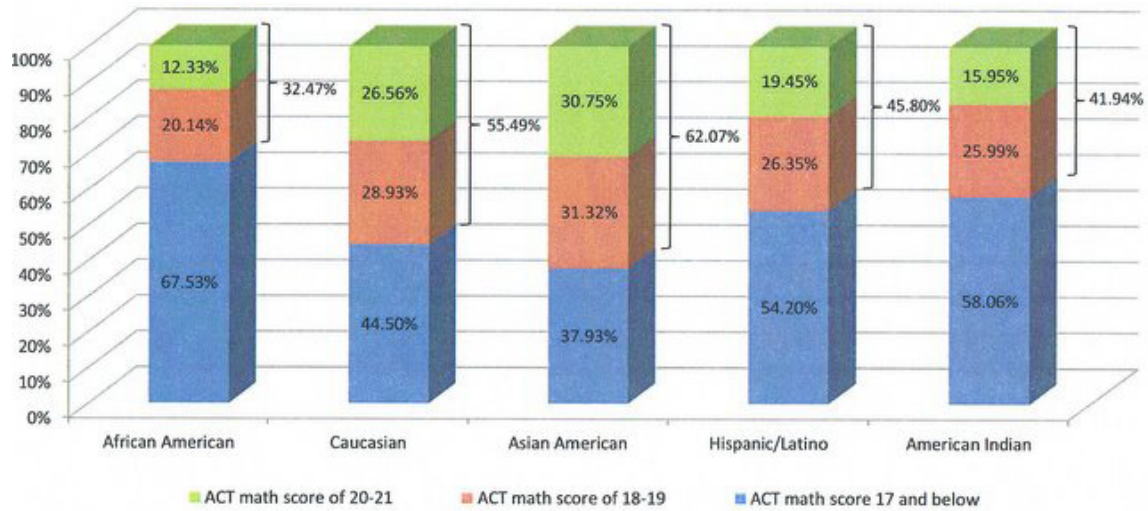
Key Points (Figure E-1)

- Among high school seniors who have taken the series of exams offered by the ACT in eighth, tenth, and twelfth grades, about one in six is both proficient in mathematics and interested in STEM fields.
- Closing the mathematics-preparation gap would enable many more students to pursue STEM degrees in college. About 15% of 12th graders are interested in STEM fields but not proficient in math, with women slightly more common in this category (Figure E-1). Furthermore, many members of this group are not far from math proficiency. More than half of white and Asian-American students, more than 40% of Hispanic/Latino and American Indian students, and almost one third of African-American students who are interested in STEM fields are within four points on the ACT exam of the cutoff for math proficiency (Figure E-2). If the preparation of these students in math could be enhanced, many more students could be prepared to pursue STEM fields in college.

124. The benchmarks specify the minimum scores needed on each ACT subject-area test to indicate that a student has a 50 percent chance of earning a grade of B or higher or about a 75 percent chance of earning a C or higher in a typical credit-bearing first-year college course in that subject area. ACT. (2011). *The Condition of College & Career Readiness 2011*. Iowa City, IA: ACT.

125. Strong American Schools. (2008). *Diploma to Nowhere*. Washington, DC.

Figure E-2. High School Student Performance on ACT Math Exam



Source: ACT. (2011). *The Condition of College & Career Readiness 2011*. Iowa City, IA: ACT.

Note: Students who score a 22 or higher on the mathematics portion of the ACT exam are considered math proficient and have a high probability of college success.

Key Points (Figure E-2)

- Large numbers of students who take the ACT exam in twelfth grade, including many students from groups underrepresented in STEM fields, are within a few points on the exam of mathematical proficiency.
- One idea to improve and decrease the high cost of math remediation is to make widespread availability of the resources the Federal government has developed for its use in training the U.S. military (See, for example, Box E-1).

BOX E-1: USING ARTIFICIAL INTELLIGENCE TO BRIDGE THE MATHEMATICS-PREPARATION GAP

The Office of Naval Research (ONR), the science and technology provider for the U.S. Navy and Marine Corps, has supported academic research in cognitive learning science for more than two decades. For example, the Cognitive Science of Learning program has supported the development of computer-based learning tools, including a 3-D video game developed by ONR, that permit recruits to learn at-sea safety, ship handling, and electronics maintenance during on-shore training. Recruits who use the safety video game make 50 percent fewer errors and locate ship or submarine compartments in 50 percent less time than others. In a study measuring how much information recruits remember, game-playing recruits retained 83 percent of their reading gains, almost four times more than their counterparts.^a

ONR is now developing artificially intelligent STEM tutors to help high school students increase their proficiency in STEM subjects. ONR-sponsored researchers at Arizona State University have demonstrated the success of digital tutors among algebra students, raising student grade levels by up to 20 percent—the equivalent of increasing going from “Cs” to “As.”^b The success of these intelligent tutors has led the Chief of Naval Research to sponsor a multi-million dollar “grand challenge” to adapt the technology for use in STEM education projects.

Sources:

a. Murphy, C. (In Press). *Why Games Work—The Science of Learning*. Modsim World 2011, Virginia Beach, VA, October 2011. Accessible from <http://www.goodgamesbydesign.com/?p=59>.

b. Barrus, A. K. Sabo, S. Joseph, R. Atkinson, and R. Perez. (In Press). *Evaluating Adaptive, Computer-Based Mathematics Tutoring Systems: A Math Improvement Feasibility Study*. Tempe, AZ: Arizona State University.



Appendix F: Efficacy of Various Classroom Methods

Thinking like a scientist requires acquisition of information, habits of mind, skills, and a scientific identity.¹²⁶ It seems unlikely that such diverse attributes would all be learned most effectively through one mode of teaching. Indeed they are not. Yet most introductory STEM courses taken in the first two years of college are in the same format: lectures, followed by practice problem sets, followed by multiple choice or word-problem tests. A single model of instruction cannot achieve all the significant learning goals of science instruction, nor can a single form of assessment detect all the consequential outcomes. To create vibrant science classrooms that effectively transmit knowledge and develop the intellectual attributes of scientists, college faculty must overcome the inertia of the historical habits passed from generation to generation.

A substantial empirical literature demonstrates that alternative models of instruction can achieve many important learning outcomes more effectively than current practice and without added time or cost (for one example, see Box F-1). These studies address learning in many fields of science as well as engineering and math. Many of the alternatives include lectures, but they also include two key elements: (1) Students are actively engaged in the process of learning compared to solely following a lecture and then executing what they have been told; and (2) Students receive feedback while learning, which is usually inherent in activities that engage students' minds.

Two types of studies demonstrate the impact of active learning on comprehension of concepts and retention of information. The first are randomized, controlled studies conducted under experimental laboratory conditions in which students are taught the same material in different ways. One study determined that either writing or talking about material increased comprehension and learning over a control group, and both talking and writing had a more substantial effect on comprehension and also increased long-term retention of knowledge.¹²⁷ Similar studies replicate this effect on humans, and one even suggests that active engagement enhances learning in rhesus monkeys.¹²⁸

The second type of study involves comparison of real classrooms. Because randomized, controlled studies are challenging with real students and teachers, many designs have been used. Some compare student performance in courses that are taught traditionally for many years with the same instructor using the same exams, with the only change the introduction of active exercises.¹²⁹ Others have used parallel sections of the same course,¹³⁰ and others have randomly introduced active learning into some

126. National Research Council. (2005). *How Students Learn: Science in the Classroom*. Washington, DC: National Academy Press.

127. Rivard, L.P. and S.B. Straw. (2000). "The effect of talk and writing on learning science: An exploratory study." *Science Education* 84: 566-593.

128. Kornell, N. and H.S. Terrace. (2007). "The generation effect in monkeys." *Psychological Science* 18(8): 682-685.

129. Woods, D., A. Hrymak, R. Marshall, P. Wood, C. Crowe, and T. Hoffman (1997). "Developing problem solving skills: The McMaster Problem Solving Program." *Journal of Engineering Education*, April, 75-91.

130. Deslauriers, L., E. Schelew, and C. Wieman (2011). "Improved learning in a large-enrollment physics class." *Science* 332(6031): 862-4.

class sessions and not others within a single course and analyzed student performance on exam questions on topics taught with active or traditional methods.¹³¹ Numerous studies in chemistry, physics, biology, math, and engineering courses show that students learn, perform, and develop higher order thinking skills in active settings better than in passive ones (Table F-2). In almost any research study on humans in real world settings, concern arises that other factors co-vary with the variable of interest. Many studies control for these confounding variables as indicated below (Table F-1). Given the size of the body of peer-reviewed research about active learning; the variation in experimental design among the studies; the diverse settings and subjects used; the consistency of findings across many STEM disciplines; and the concordance between studies of subjects under experimental conditions and studies of real STEM classes, the conclusion is convincing: teaching methods that require active engagement of the mind lead to more learning than does lecturing alone.

Table F-1 Controls for Confounding Variables in Classroom Learning Studies

Confounding Variable	Approach that Avoid this Problem
Better students in the active learning cohort	<ul style="list-style-type: none"> • Randomize the students in the active learning and comparison groups • Use matched groups with similar grades in previous courses
Instructor aims to prove that active learning is more effective	<ul style="list-style-type: none"> • Compare a traditional course taught to one by an outstanding instructor aiming to prove that active methods are <i>not</i> better than lectures alone • Use standardized national test
Active learning professor “teaches to the exam”	<ul style="list-style-type: none"> • Have students interviewed about the course content by a colleague who does not know which students received which treatment and who had not attended either course • Test students’ ability to pose good scientific questions as judged by blind reviewers

The Evidence Summarized

Today, hundreds of papers have documented the scientific evidence regarding effective teaching,¹³² including examples of large studies with robust findings in this field. A meta-analysis of 62 physics courses (14 traditional, 48 active) taught across the U.S. showed that among a total of 6,000 students, performance on a common test was higher among those who were taught with active methods.¹³³ Another study analyzed 39 studies of small-group learning and showed that it enhanced academic performance, attitudes toward learning, and persistence in STEM.¹³⁴ In chemistry, a meta-analysis of controlled studies of high school chemistry, college introductory chemistry, and organic chemistry reported

131. Smith, M.K, W.B. Wood, K. Krauter, and J.K Knight. (2011). “Combining peer discussion with instructor explanation increases student learning from in-class concept questions.” *CBE Life Sciences Education* 10: 55-63.

132. A general survey of promising practices in undergraduate STEM education, with an emphasis on the extent to which the practices have been validated by research, is the white paper “Promising Practices in Undergraduate STEM Education” (2008) by J. E. Froyd. Available at http://www7.nationalacademies.org/bose/Froyd_Promising_Practices_CommissionedPaper.pdf. See also Baldwin, Roger G., ed. (2009). *Improving the Climate for Undergraduate Teaching and Learning in STEM Fields*. San Francisco: Jossey-Bass.

133. Hake, R.R. (1998). “Interactive engagement versus traditional methods: A six-thousand-student survey of mechanics test data for introductory physics courses.” *American Journal of Physics* 66(1): 64.

134. Springer, L., M.E. Stanne, and S.S. Donovan (1999). “Effects of small-group learning on undergraduates in science, mathematics, engineering, and technology: A meta-analysis.” *Review of Educational Research* 69(1): 21-51.

that nearly all of 37 studies involving 3,500 students showed statistically significant positive effects of active learning, and the average effect of active learning across all studies would move a student from the 50th percentile to the 70th percentile.¹³⁵ Among the 37 research studies reviewed, 11 also showed improvement of student attitudes toward science and 9 showed an average 22 percent higher retention of students in STEM after an active learning chemistry course than a traditional one.¹³⁶

In the 1990s, many medical schools changed from a traditional style of delivery to problem-based learning in courses for medical students. University of Missouri-Columbia studied the impact of this change on student performance on the national Medical Licensing Examination. They found a significant improvement of scores associated with the change. For example, among the classes in 1995 and 1996, who were taught in the traditional courses, an average of 8 students per year scored in the 90th percentile. In contrast, in 1997-2000, an average of 21 students per year scored in the 90th percentile. Performance improved over time, apparently due to increased faculty experience in teaching with the problem-based style, so that by 2000, 29 students scored in the 90th percentile, representing a greater than three-fold increase compared with the traditional curriculum.¹³⁷ Subsequent studies showed that the students taught by problem-based learning methods received better evaluations from residency directors.¹³⁸

In addition to experimental and classroom data, the enhancement of learning in active settings is supported by neurobiology and common experience. The current understanding of knowledge acquisition, short-term and long-term memory, and brain development indicate that learning changes the brain and that is accomplished by an active process of building neural connections. These are constructed through active processing.

The research indicates that many different types of active engagement can accomplish learning gains. Introduction of clickers into a lecture,¹³⁹ having students solve a problem before attending a lecture,¹⁴⁰ use of group discussion,¹⁴¹ problem-solving,¹⁴² individual writing or “one-minute papers,”¹⁴³ taking a test,¹⁴⁴ conducting an inquiry-based lab,¹⁴⁵ and combinations of these activities all have had significant impacts in improving learning. Therefore, the support for using evidence-based teaching methods

135. Bowen, C.W. (2000). “A quantitative literature review of cooperative learning effects on high school and college chemistry achievement.” *Journal of Chemical Education* 77(1): 116.

136. Ibid.

137. Hoffman, K., M. Hosokawa, R. Blake, L. Headrick, and G. Johnson. (2006). “Problem-based learning outcomes: ten years of experience at the University-Columbia School of Medicine.” *Academic Medicine: Journal of the Association of American Medical Colleges* 81(7): 617-25.

138. Ibid.

139. Smith, M., W. Wood, W. Adams, C. Wieman, J. Knight, N. Guild. (2009). “Why peer discussion improves student performance in class.” *Science* 323: 122-124.

140. Schwartz, D.L. and J.D. Bransford. (1998). “A time for telling.” *Cognition and Instruction* 16(4): 475-522.

141. Buck, J.R. and K.E. Wage. (2005). “Active and cooperative learning in signal processing courses.” *IEEE Signal Processing Magazine* 22(2): 76-81.

142. Capon, N. and D. Kuhn (2004). “What’s so good about problem-based learning.” *Cognition and Instruction* 22(1): 61-79.

143. Almer, E., Jones, K., and Moeckel, C. (1998). The impact of one-minute papers on learning in an introductory accounting course. *Issues in Accounting Education* 13(3): 485-495.

144. McDaniel, M., J. Anderson, M. Derbish, and N. Morrisette (2007). “Testing the testing effect in the classroom.” *European Journal of Cognitive Psychology* 19(4): 494-513.

145. Brickman, P., C. Gormally, N. Armstrong, and B. Hallar. (2009). “Effects of Inquiry-based Learning on Students’ Science Literacy Skills and Confidence.” *International Journal for the Scholarship of Teaching and Learning*.

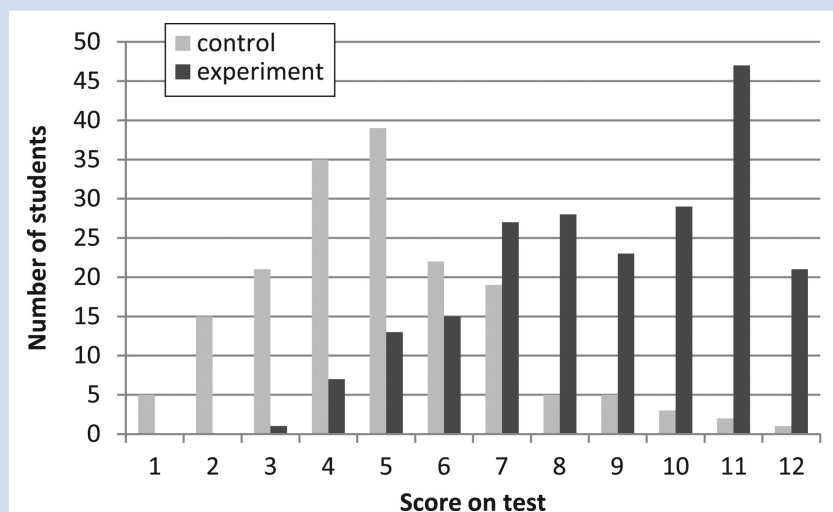
presented in this report is not advancing a single type of teaching. Instead, based on the numerous data points available, we posit that the key change is to bring to STEM classrooms various approaches that truly engage students intellectually and involve thinking, problem-solving, questioning, or analyzing information. Based on the weight and variety of the research evidence, it is reasonable to say that if one active-learning event in which students engaged and received feedback were incorporated into each classroom session of every introductory college class in the United States, science education would likely be transformed.

BOX F-1: ENHANCED LEARNING IN A LARGE PHYSICS CLASS

A recent experiment at the University of British Columbia demonstrated the feasibility of using active learning to greatly enhance student learning in large classes at no additional cost.

In the second term of a first-year Electricity and Magnetism course, one group of students was taught in three hours of lecture by an experienced instructor, while another group received the same material through three hours of interactive learning. Altogether, 267 students heard lectures, while 271 students were taught with a method known as “deliberate practice” based on recent findings in cognitive psychology and physics education. The instructor for the experimental group began by giving students a multiple-choice question on a particular concept. The students discussed the question in small groups and answered electronically, revealing their understanding or lack of understanding of a topic. The instructor took this feedback into account during a discussion of the topic before repeating the process with the next concept. The goal was for students to spend as little time as possible passively listening and as much time as possible making and testing predictions and arguments, solving problems, and critiquing their reasoning and that of others.

In the non-traditional class, attendance grew from 57 to 75 percent, engagement rose from 45 to 85 percent, and the students learned twice as much based on test results as the students in the traditional section (see figure). In the traditional section, attendance and engagement remained unchanged.



In a survey afterwards, 90 percent of students in the experimental group agreed that they enjoyed the interactive teaching technique. The technique did not require additional staff or small or specialized classrooms.

Source: Deslauriers, L., E. Schelew, and C. Wieman. (2011). “Improved learning in a large-enrollment physics class.” *Science* 332: 862-864.”

Appendix G: Review of Evidence that Research Experiences have Impacts on Retention

One way to engage and, therefore, retain students in STEM subjects is to involve them in contemporary, authentic research during the first two years of college (see Box G-1). For example, in a randomized trial at the University of Michigan, students who engaged in research with a professor as sophomores were much less likely to leave science majors than those who did not. Though the numbers of students involved were relatively small, the results were dramatic for all ethnic groups: attrition rates dropping from 20% to 11% for black students, from 14% to 0% for Hispanic students, and from 5.5% to 1.4% for white students.¹⁴⁶ A nationwide assessment of 4,500 students involved in undergraduate research found that the research experience clarified students' interests and increased their confidence.¹⁴⁷ Close to 70% of those surveyed said that their interest in a STEM career increased due to their experience, and about 30% of the students who had never considered earning a PhD now expected to do so. The surveys did not detect significant differences between students based on gender or demographic group. The conclusion of the researchers was that "the inculcation of enthusiasm is the key element—and the earlier the better." Additionally, an intervention of early research experience at UC-Davis showed improved grades across STEM courses and improved retention in STEM majors for students who are given rigorous academic program during their first two years of college, are funded to work in research laboratories during their sophomore year, and are provided personal support and guidance (see Box G-2).

146. Nagda, B. A., S.R. Gregerman, J. Jonides, W. von Hippel, and J.S. Lerner (1998). "Undergraduate student-faculty research partnerships affect student retention." *Review of Higher Education* 22(1), 55-72.

147. Russell, S.H., M.P. Hancock, and J. McCullough. (2007). "Benefits of undergraduate research experience." *Science* 316: 548-9.

BOX G-1: THE FRESHMAN RESEARCH INITIATIVE AT UT AUSTIN

The Freshman Research Initiative at the University of Texas, Austin, enrolls 25 percent of the freshman class in the College of Natural Sciences in three-semester-long laboratory courses based on faculty research programs. The program offers first-year students the opportunity to do cutting-edge, original, publishable research in chemistry, biochemistry, nanotechnology, molecular biology, physics, astronomy, or computer science.

The faculty member leading the course provides the overall direction for the research. Postdoctoral “Research Educators” (REs) organize the entering students’ laboratory work and curricula. Mentoring includes help with presentations, data collection and analysis, and placement after the three-semester “research stream.”

Early results suggest that student retention in STEM programs is 30 to 35 percent higher for students in the initiative. The program also has formal ways to help students continue in research in faculty laboratories, research abroad, or industry internships.

A key feature of the Freshman Research Initiative is the autonomy of the REs to work directly with students and shape their experience and motivation. The REs are stakeholders in the institute’s success and make it a hotbed for innovation in teaching.

Source: University of Texas at Austin website: <http://fri.cns.utexas.edu/about-fri>.

BOX G-2: PARTICIPATION IN RESEARCH IMPROVES STEM PERSISTENCE AND PERFORMANCE

The UC-Davis Biology Undergraduate Scholars Program (BUSP) Program is an intensive enrichment program for undergraduate students who have a strong interest in life science fields. BUSP, sponsored by the College of Biological Sciences at UC-Davis, enriches the undergraduate experience by providing exciting and challenging opportunities to learn about and participate in the biological sciences. BUSP students enroll in a specially designed, rigorous academic program during their first two years of college, are funded to work in a biology research laboratory during their sophomore year, and meet regularly with skilled advisers who offer academic guidance and personal support. The Table below summarizes BUSP students’ persistence and performance in STEM foundation courses, such as chemistry and calculus, for students of the underrepresented minority (URM) who participated in the BUSP program (URM-BUSP) as compared to students of the underrepresented minority, generally (URM comparison), or white and Asian students.

Persistence and performance in foundation courses by group.					
Group	Total N	Calculus Persistence	Calculus GPA	Chemistry Persistence	Chemistry GPA
URM comparison	1,267	42%	2.69	43%	2.56
URM -BUSP	336	75%	2.94	81%	3.1
White/ Asian	5,559	54%	2.89	55%	2.79

Source: Villarejo, M., A. Barlow, D. Kogan, B.D. Veazey, and J. Sweeney (2008). “Encouraging Minority Undergraduates to Choose Science Careers: Career Paths Survey Results.” *CBE-Life Sciences Education* 7(4): 1-16.



Appendix H: Effective Programs to Improve STEM Undergraduate Education

Building STEM Communities

Many programs have proven effective at addressing issues of retention and completion in STEM majors by focusing on building a community of STEM scholars, including the Meyerhoff Scholars Program at the University of Maryland, Baltimore County (see Box H-1), the Science Posse program that is beginning in several universities (see Box H-2), and the Louisiana Science, Technology, Engineering & Mathematics (LA-STEM) Research Scholars Program.¹⁴⁸ Common to all these programs is a mentoring community in which upper-division students work with beginning students to provide guidance and model success; access to research groups early in the undergraduate experience; bridge programs to prepare students for the intellectual content of the first year; and group recognition of the need to succeed in introductory and gateway courses. All of these and similar programs require funding, both for students, many of whom are receiving financial aid, and for the staff members and time needed to create and guide learning communities.

BOX H-1: THE MEYERHOFF SCHOLARS PROGRAM

The Meyerhoff Scholars Program at the University of Maryland, Baltimore County, has been at the forefront of efforts to increase diversity among future leaders in science, engineering, and related fields. Started in 1988, the program now has more than 1,000 alumni. Key components of the program include scholarships contingent on maintaining a B-average in STEM majors, an intensive six-week summer bridge program, a family-like program community, an emphasis on achieving at the highest levels, personal advising and counseling from program staff, summer research internships in national and international laboratories, science mentoring, and support from administrators and faculty.

The nomination-based application process is open to prospective undergraduate students of all backgrounds who plan to pursue doctoral study in the sciences or engineering and who are interested in the advancement of minorities in those fields. The program's success is built on the premise that, among like-minded students who work closely together, positive energy is contagious. By assembling such a high concentration of high-achieving students in a tightly knit learning community, students continually inspire one another to do better.

Among African American students who entered the program between 1996 and 2003, 51% (88 of 172) attended STEM PhD and MD/PhD programs. An additional 40% entered master's programs, particularly in technical fields, or medical school. Many representatives from Federal agencies, campuses, and corporations across the country have visited UMBC's campus to learn more about the program's success. The College Board's National Task Force on Minority High Achievement has praised the Meyerhoff Scholars Program as a model that provides lessons that could be broadly applied.

Source: University of Maryland, Baltimore County website: <http://umbc.edu/meyerhoff/>.

148. See Louisiana Science, Technology, Engineering and Mathematics Research Scholars Program Website: <http://www.lsu.edu/lastem/files/LA-STEM%20flyer%20for%20LSU%20and%20Transfer%20Students%202011.pdf>.

Engaging and Preparing Rising College Students

Bridge programs, which are typically offered in the summer between high school graduation and the first term of college, can help prepare entering students for the rigors of college academics and life (see Boxes H-2 and H-3). Typically, high school juniors and seniors live on campus and receive classroom instruction, research experience, career counseling, SAT and ACT preparation, and mentoring from graduate students and faculty. Most of these programs, such as Carnegie Mellon University's Summer Academy for Mathematics and Science and the California State Summer School for Mathematics and Science, are open to high school students on statewide or nationwide basis. Some are aimed at the underrepresented majority to provide incoming students with the intellectual, personal, and social supports they will need to excel.

BOX H-2: A POSSE PROGRAM FOR STEM FIELDS

The Posse Foundation is a successful college access and youth leadership development program. Through creative partnerships between local communities and 39 select colleges and universities, Posse currently recruits, nurtures, and delivers outstanding student leaders from eight urban sites: Atlanta, Boston, Washington D.C., Chicago, Los Angeles, Miami, New Orleans, and New York.

Since its inception, Posse has sent 3,650 students to college, 90 percent of whom have graduated. As one measure of the program's impact on leadership development, over 70 percent of Posse Scholars either start new campus organizations or become presidents of existing ones. A recent survey shows that more than 45 percent of Posse alumni either have completed a graduate degree or are currently in graduate school.

Posse's college access process is noteworthy. Each fall seniors are nominated by high schools and community-based organizations in the eight cities. Posse staff and volunteers evaluate students, looking for leaders with true commitment and potential. Partnering colleges and universities then select ten-student Posses in December of the students' senior year of high school. During the remainder of their senior year, the students participate in weekly sessions with staff trainers and peers who provide scholastic and cultural preparation for college. Once on campus the students are mentored by staff and upperclassmen. The home community supports the recruiting process, and the partner colleges and universities provide four-year scholarships.

Posse recently began a STEM Posse initiative on three campuses based on the proven elements of the original program, with additional components needed for STEM. Thus far Brandeis University, the University of Wisconsin at Madison, and Franklin and Marshall College are admitting STEM Posses. The program identifies students with an interest in STEM and provides extra pre-collegiate training during their senior year, a two-week campus immersion program just prior to matriculation, intensive mentoring in STEM-related areas, and placement in research opportunities throughout the four undergraduate years.

Although highly successful, growth of the program is limited by the financial burden on the participating institutions. The reach of this program could be greatly enhanced by a Federal or other partner cost-sharing program with the schools. Since 75 to 80 percent of the students require financial aid, a 50 percent Federal or other partner contribution to the scholarships would clearly allow more institutions to participate by relieving their financial aid budgets and would target federal financial aid dollars to a group of students with high potential for success.

Source: Posse Foundation website: <http://www.possefoundation.org/>.

BOX H-3: MIT HELPS MINORITY HIGH SCHOOL STUDENTS SUCCEED IN COLLEGE STEM MAJORS

A three-week engineering program for minority high school students at MIT that began in 1974 has evolved into a national model for widening the pipeline of underrepresented college graduates in STEM fields. Today the Minority Introduction To Engineering and Science (MITES) program supports 60 to 80 high school students, annually, in the summer after their junior year. They live in an MIT dormitory for a six-and-one-half week program of academic work, confidence-building, and development of learning-to-learn skills.

Of the 1,765 alumni of the program to date, 34 percent (more than 600 students) have gone on to MIT. Recent MITES alumni have also gone to Harvard University, Stanford University, and other exceptional schools.

The MITES alumni have been found to be consistently strong performers in college. At MIT, the graduation rates of MITES alumni are 12 percentage points higher than the graduation rates of minority students who did not attend MITES. MITES students at MIT also graduate with grade point averages comparable to the majority MIT student population.

Because of its reputation and systematic outreach, the program receives some 500 to 700 applications from around the country, making it more selective than MIT itself. In the summer of 2010, 65 students were selected from 22 states and Puerto Rico. Acceptance includes consideration of a student's status as first generation college and those who lack a family members background in science and engineering.

Upon arrival, students are tested to establish individual benchmarks and to guide course selection. Through evaluation updates, instructors write detailed evaluation of each student's mastery of the subject in relation to his or her benchmark. Students are given many assignments and quizzes but no final exam or final grades. The curriculum uses the cultural context—having students from different minority groups living and working together—to show how cultural diversity and academic achievement can be connected.

The MITES program is entirely scholarship-based. Support comes from dozens of companies and foundations, including 3M Worldwide, Boeing, and the Broad Institute of MIT and Harvard, and from alumni.

Source: Massachusetts Institute of Technology website: <http://web.mit.edu/mites/>.

Partnerships Between Two-Year Colleges and Four-Year Colleges

Collaborative partnerships between two-year colleges and four-year institutions would provide greater access to and opportunities for advanced STEM education to a growing number of students (see Box H-4).

BOX H-4: ARTICULATION BETWEEN TWO-YEAR AND FOUR-YEAR INSTITUTIONS

A keystone of the applied STEM manufacturing skills certification model at the Lorain County Community College (LCCC) in Cleveland, Ohio, is a unique partnership with four-year institutions. LCCC is the only community college in the state that offers a program enabling individuals to earn Bachelor's and Master's degrees from any of eight Ohio universities without leaving the LCCC campus.

The University Partnership program facilitates seamless, STEM-related education and career pathways for students completing manufacturing-based programs at the Associate's- and applied science- level. Programs articulate with a variety of Bachelor's of Science degrees in engineering and engineering technology for students who want to pursue additional levels of higher education.

As part of the industry certification initiative, college leaders launched a review of the curriculum's alignment with industry requirements. Faculty identified new or revised content to address skill requirements. The Manufacturing Advocacy and Growth Network (MAGNET), an employer-led organization, held employer meetings to validate the certification pathways and discuss embedded skills, including both applied STEM and critical "soft" skills. The University Partnership at LCCC enables students to gain the depth and breadth of applied STEM skills required to spur innovation and creativity in the modern workplace.

Source: Lorain County Community College website: <http://www.lorainccc.edu/up>.

Partnerships Between Minority-Serving Institutions and Other Colleges and Universities

Minority-serving institutions (MSIs) can serve as key intermediaries to improve the numbers, preparation, and diversity of students interested in STEM fields.¹⁴⁹ Collaborative efforts between MSIs and other colleges and universities could greatly improve educational experiences in STEM disciplines (see Box H-5).

BOX H-5: A SUCCESSFUL PARTNERSHIP BETWEEN A HISTORICALLY BLACK TEACHING-FOCUSED COLLEGE AND A RESEARCH UNIVERSITY

Institutional collaborations that benefit both partners are exemplified by the joint endeavor developed by the University of New Hampshire (UNH) and Elizabeth City State University (ECSU), which are a research university and a teaching-focused historically black institution, respectively. The goal of the partnership was to expand the interest and success of students from underrepresented groups entering STEM careers through expanded scientific knowledge and enhanced educational opportunities.

The collaboration involved exchanges of students and faculty, development of new courses, co-teaching, and joint faculty meetings and presentations. Specific outcomes were providing UNH students with a more diverse educational environment, ECSU students with access to research labs, and both campuses with Federal support for improved STEM research and education.

The collaboration has delineated a set of best practices that could be useful to other alliances, including:

- Institutional commitment and faculty engagement
- Mutual respect and shared time commitments
- An engaged leader
- Critical change agents
- Initiation of difficult dialogues
- Preparing for growth and evolution

Source: Williams, J.E., C. Wake, E. Abrams, G. Hurtt, B. Rock, K. Graham, S. Hale, L. Hayden, W. Porter, R. Blackmon, M. LeCompte, and D. Johnson. (2011). "Building a model of collaboration between historically black and historically white universities." *Journal of Higher Education Outreach and Engagement* 15(2): 35-56.

149. Cullinane, J. and L.H. Leegwater (2009). *Diversifying the STEM Pipeline: The Model Replication Institutions Program*. Washington, DC: Institute for Higher Education Policy.

Partnerships Between Higher Education and Business

Some U.S. businesses have found effective ways to partner to enhance STEM education and career-readiness in high schools, colleges, and universities (see Boxes H-6 and H-7). Involvement of the private sector in training of the future workforce can provide motivation and confidence for students in their ability to perform a STEM-capable job, enhanced training and useful experience, and career readiness.

BOX H-6: EMT SUMMER ACADEMY

Foothill College in Los Altos Hills, CA, offers an accelerated Emergency Medical Technician (EMT) Summer Academy in partnership with the Silicon Valley Community Collaborative (SVCC), the Central County Occupational Center (CCOC), and the San Jose Job Corps. The EMT Academy is presented as a stepping stone for students' advancement in allied health and medical careers. In addition to meeting labor force needs, this program is designed to serve as a model for increasing the retention of underrepresented students in community colleges, particularly in STEM-related fields.

The central components of the program include EMT certification, career and college counseling, tutoring, supported transition to EMT employment and/or college programs, removal of barriers in navigating institutional bureaucracy, and implementation of engagement strategies.

Source: Foothill College website: <http://www.foothill.edu/bio/programs/emt/>.

BOX H-7: HARRISBURG UNIVERSITY FOR SCIENCE AND TECHNOLOGY

In Harrisburg, Pennsylvania, a postsecondary institution is helping students who leave high school without good preparation become marketable in STEM fields. The Harrisburg University for Science and Technology (HU), which has grown from 100 to 722 students since 2005, is a private university with the mission of readying the central Pennsylvania workforce for 21st century jobs.

Just 12 percent of residents in the Harrisburg area have a college degree, and area colleges are under producing STEM degrees as compared with similar regions. As manufacturing companies have closed, the local economy needs more skilled STEM workers to revive.

The HU academic format is interdisciplinary, without departments or tenure. Courses are organized around learning objectives, and corporate partners advise on course design. Communication and teamwork are stressed throughout the curriculum.

Two thirds of the students are adults, many sponsored by their employers. All students are coached on life issues such as time management and juggling family and careers. An executive search firm helps new students define career paths, and each has a business mentor. Each student builds an “e-portfolio” that includes performance, comments from faculty, and measures of civic engagement.

Of its original 100 students, 92 were hired into the fields they studied, with salaries of \$50,000 to \$60,000 per year, according to Mel Schiavelli, President of HU. Another striking result is that employers of 18-22 year old students say they do not have to spend 12 to 18 months teaching their new hires how to fit into corporate culture. The students were already mentored through internships and academic-year projects based on workplace needs.

Besides helping students and employers HU is helping to revive downtown Harrisburg, with a new building and dormitory and \$30 million in annual economic impact.

Source: Based on PCAST Working Group on Undergraduate STEM education discussions with Mel Shiavelli, President, Harrisburg University for Science and Technology, May 2011, and data from Harrisburg University of Science and Technology website.



Appendix I: References for Tables 2, 3, and 4

References for Table 2.

- Almer, E., K. Jones, and C. Moeckel. (1998). "The impact of one-minute papers on learning in an introductory accounting course." *Issues in Accounting Education* 13(3): 485-495.
- Anderson, W. L., Mitchell, S. M., and M.P. Osgood. (2005). "Comparison of student performance in cooperative learning and traditional lecture-based biochemistry classes." *Biochemistry and molecular biology education: A bimonthly publication of the International Union of Biochemistry and Molecular Biology* 33(6): 387-93.
- Armbruster, P., M. Patel, E. Johnson, and M. Weiss. (2009). "Active learning and student-centered pedagogy improve student attitudes and performance in introductory biology." *Education* 8: 203-213.
- Armstrong, N., S. Chang, and M. Brickman. (2007). "Cooperative learning in industrial-sized biology classes." *Education* 6: 163-171.
- Beichner, R. J., J.M. Saul, D.S. Abbott, J.J. Morse, D.L. Deardorff, R. J. Allain, et al. (2007). "The student-centered activities for large enrollment undergraduate programs (SCALE-UP) project." In E. F. Redish & P. J. Cooney (Eds.), *Research-Based Reform of University Physics*. College Park, MD: American Association of Physics Teachers.
- Born, W. K., W. Revelle, and L.H. Pinto. (2002). "Improving biology performance with workshop groups." *Science Education* 11(4): 347.
- Buckley, M., H. Kershner, K. Schindler, C. Alphonse, and J. Braswell. (2004). "Benefits of using socially-relevant projects in computer science and engineering education." *SIGCSE '04: Proceedings of the 35th SIGCSE Technical Symposium on Computer Science Education* 36(1): 482-486.
- Capon, N. and D. Kuhn. (2004). "What's so good about problem-based learning?" *Cognition and Instruction* 22(1): 61-79.
- Chizmar, J. F. and A.L. Ostrosky. (1998). "The one-minute paper: Some empirical findings." *The Journal of Economic Education* 29(1):3.
- Cortright, R. N., H.L. Collins, D.W. Rodenbaugh, and S.E. DiCarlo. (2003). "Student retention of course content is improved by collaborative-group testing." *AJP: Advances in Physiology Education* 27(3): 102-108.
- Cortright, R. N., H.L. Collins, and S.E. DiCarlo. (2005). "Peer instruction enhanced meaningful learning: ability to solve novel problems." *Advances in Physiology Education* 29(2): 107-11.
- Crouch, C. H., and Mazur, E. (2001). "Peer Instruction: Ten years of experience and results." *American Journal of Physics* 69(9): 970.
- Fagen, A. P. (2002). "Peer instruction: results from a range of classrooms." *The Physics Teacher* 40(4): 206.

ENGAGE TO EXCEL: PRODUCING ONE MILLION ADDITIONAL COLLEGE GRADUATES
WITH DEGREES IN SCIENCE, TECHNOLOGY, ENGINEERING, AND MATHEMATICS

- Fonseca, A. P., C.I. Extremina, and A.F. Fonseca. (2004). "Concept mapping: A strategy for meaningful learning in medical microbiology." *First International Conference on Concept Mapping*. Pamplona, Spain.
- Freeman, S., E. O. Connor, J.W. Parks, M. Cunningham, D. Hurley, D. Haak, C. Dirks, and M.P. Wenderoth. (2007). "Prescribed active learning increases performance in introductory biology." *Education* 6:132-139.
- Harris, M. A., R.F. Peck, S. Colton, J. Morris, E.C. Neto, and J. Kallio. (2009). "A combination of hand-held models and computer imaging programs helps students answer oral questions about molecular structure and function: A controlled investigation of student learning." *CBE—Life Sciences Education* 8(1): 29-43.
- Klappa, P. (2009). "Promoting active learning through "pub quizzes"— a case study at the University of Kent." *Evaluation* 14 (December), Article C2.
- Lasry, N., E. Mazur, and J. Watkins. (2008). "Peer instruction: From Harvard to the two-year college." *American Journal of Physics* 76(11): 1066.
- Lewis, S. E. and J.E. Lewis. (2005). "Departing from lectures: An evaluation of a peer-led guided inquiry alternative." *Journal of Chemical Education* 82(1): 135.
- McDaniel, C. N., B.C. Lister, M.H. Hanna, and H. Roy. (2007). "Increased learning observed in redesigned introductory biology course that employed web-enhanced, interactive pedagogy." *CBE—Life Sciences Education* 6: 243-249.
- McDaniel, M., H. Roediger, and K. McDermott. (2007). "Generalizing test-enhanced learning from the laboratory to the classroom." *Psychonomic Bulletin & Review* 14(2): 200-206.
- O Sullivan, D. W. and C.L. Cooper. (2003). "Evaluating active learning: A new initiative for a general chemistry curriculum." *Journal of College Science Teaching* 32(7): 448-453.
- Pelaez, N. J. (2002). "Problem-based writing with peer review improves academic performance in physiology." *Advances in Physiology Education* 26(3): 174-184.
- Preszler, R. (2004). "Cooperative concept mapping: Improving performance in undergraduate biology." *Journal of College Science Teaching* 33(6): 30-35.
- Preszler, R. W., A. Dawe, and C.B. Shuster. (2007). "Assessment of the Effects of Student Response Systems on Student Learning and Attitudes over a Broad Range of Biology Courses." *CBE—Life Sciences Education* 6(1): 29 - 41.
- Preszler, R. W. (2009). "Replacing lecture with peer-led workshops improves student learning." *CBE—Life Sciences Education* 8: 182-192.
- Rivard, L.P. and S.B. Straw. (2000). "The effect of talk and writing on learning science: An exploratory study." *Science Education* 84: 566-593.
- Schwartz, D. L. and J.D. Bransford (1998). "A time for telling." *Cognition & Instruction* 16: 475-522.

- Smith, M., W. Wood, W. Adams, C. Wieman, J. Knight, N. Guild, et al. (2009). "Why peer discussion improves student performance on in-class concept questions." *Science* 323: 122-124.
- Smith, M.K., W.B. Wood, K. Krauter, and J.K. Knight. (2011) "Combining Peer Discussion with Instructor Explanation Increases Student Learning from In-Class Concept Questions." *CBE—Life Sciences Education* 10: 55-63.
- Steele, J. E. (2003). "Effect of essay-style lecture quizzes on student performance on anatomy and physiology exams." *Bioscene: Journal of College Biology Teaching* 29(4): 15-20.
- Tessier, J. (2004). "Using peer teaching to promote learning in biology." *Journal of College Science Teaching* 33(6): 16-19.
- Tessier, J. (2007). "Small-group peer teaching in an introductory biology classroom." *Journal of College Science Teaching* 36(4): 64-69.
- Tien, L.T., V. Roth, and J.A. Kampmeier. (2002). "Implementation of a peer-led team learning instructional approach in an undergraduate organic chemistry course." *Journal of Research in Science Teaching* 39(7): 606-632.
- Traver, H. A., M.J. Kalsher, J.J. Diwan, and J. Warden. (2001). "Student reactions and learning: Evaluation of a biochemistry course that uses web technology and student collaboration." *Biochemistry and Molecular Biology Education* 29: 50-53.
- Yarden, H., G. Marbach-ad, and J.M. Gershoni. (2004). "Using the concept map technique in teaching introductory cell biology to college freshmen." *Bioscene: Journal of College Biology Teaching* 30(1): 3-13.

References for Table 3.

- American Association for the Advancement of Science. (2011). "Vision and Change in Undergraduate Science Education: A View for the 21st Century." Washington, DC.
- Austin, A. E., M.R. Connolly, and C.L. Colbeck (2008). "Strategies for Preparing Integrated Faculty: The Center for the Integration of Research, Teaching, and Learning." *New Directions for Teaching and Learning* 113: 69-81.
- Barlow, A. and M. R. Villarejo (2004). "Making a difference for minorities: Evaluation of an educational enrichment program." *Journal of Research in Science Teaching* 41(9): 861-881.
- Bartlett, K. (2003). "Towards a true community of scholars: Undergraduate research in the modern university." *Journal of Molecular Structure: THEOCHEM* 666-667: 707-711.
- Beatty, I. D. (2004). "Transforming student learning with classroom communication systems." *Educause Center for Applied Research: Research Bulletin* 2004(3): 1-13.
- Bouwma-Gearhart, J. L., S.B. Millar, S.S. Barger, and M.R. Connolly (2007). "Doctoral and Postdoctoral STEM Teaching-related Professional Development: Effects on the Early Career." *American Educational Research Association Annual Meeting*.

ENGAGE TO EXCEL: PRODUCING ONE MILLION ADDITIONAL COLLEGE GRADUATES
WITH DEGREES IN SCIENCE, TECHNOLOGY, ENGINEERING, AND MATHEMATICS

- Burstyn, J., S. Sellers, A. Cabrera, K. Freidrich, and L. Giovanetto. (2006). "Resources for Inclusive Teaching in Science, Technology, Engineering and Mathematics." CIRTl Diversity Institute Literature Review. Accessible at <http://www.cirtl.net/bibliography>.
- Caldwell, J. E. (2007). "Clickers in the Large Classroom: Current Research and Best-Practice Tips." *CBE—Life Sciences Education* 6(1): 9-20.
- Campbell, S. P., A. K. Fuller, and D.A.G. Patrick. (2005). "Looking beyond research in doctoral education." *Frontiers in Ecology and the Environment* 3(3): 153-160.
- Carter, F. D., M. Mandell, and K.I. Maton. (2009). "The Influence of On-Campus, Academic Year Undergraduate Research on STEM Ph.D. Outcomes: Evidence From the Meyerhoff Scholarship Program." *Educational Evaluation and Policy Analysis* 31(4): 441-462.
- Connolly, M. R. (2008). "Effects of a Future-Faculty Professional Development Program on Doctoral Students and Postdocs in Science, Technology, Engineering and Math: Findings from a Three-year Longitudinal Study." *Presented at conference on Preparing for Academic Practice: Disciplinary Perspectives*. Oxford, England.
- Donofrio, L. A., B. Russell, et al. (2007). "Mentoring. Linking student interests to science curricula." *Science* 318(5858): 1872-1873.
- Felder, R. M., A. Rugarcia, and J.E. Stice. (2000). "The future of engineering education: Assessing teaching effectiveness and educational scholarship." *Chemical Engineering Education* 34(3): 198-207.
- Gainen, J. (1995). "Barriers to success in quantitative gatekeeper courses." *New Directions for Teaching and Learning* 61: 5-14.
- Gilmer, T. C. (2007). "An Understanding of the Improved Grades, Retention and Graduation Rates of STEM Majors at the Academic Investment in Math and Science (AIMS) Program of Bowling Green State University (BGSU)." *Higher Education* 8: 11-21.
- Haak, D. C., J. HilleRisLambers, E. Pitre, and S. Freeman. (2011). "Increased Structure and Active Learning Reduce the Achievement Gap in Introductory Biology." *Science* 332: 1213-1216.
- Hathaway, R., B.A. Nagda, and S. Gregerman. (2002). "The relationship of undergraduate research participation to graduate and professional education pursuit: An empirical study." *Journal of College Student Development* 43(5): 614-631.
- Haudek, K. C., J. J. Kaplan, et al. (2011). "Harnessing Technology to Improve Formative Assessment of Student Conceptions in STEM: Forging a National Network." *CBE—Life Sciences Education* 10(2): 149-155.
- Hunter, A-B., S. L. Laursen, and E. Seymour. (2007). "Becoming a scientist: The role of undergraduate research in students' cognitive, personal, and professional development." *Science Education* 91: 36-74.
- Kight, S.L., J.J. Gaynor, and S.D. Adams. (2006). "Undergraduate Research Communities: A Powerful Approach to Research Training." *Journal of College Science Teaching* July/August, 34-39.

APPENDIX I: REFERENCES FOR TABLES 2, 3, AND 4

- Kinkel, D. H. and S. E. Henke. (2006). "Impact of undergraduate research on academic performance, educational planning, and career development." *Journal of Natural Resources and Life Sciences Education* 35: 194-201.
- Lockwood, P. (2006). "Someone like me can be successful: Do college students need same-gender role models?" *Psychology of Women Quarterly* 30(1): 36-46.
- Lopatto, D., C. Alvarez, et al. (2008). "Undergraduate research. Genomics Education Partnership." *Science* 322(5902): 684-685.
- May, G. S. and D. E. Chubin (2003). "A retrospective on undergraduate engineering success for underrepresented minority students." *Journal of Engineering Education* 92(1): 33.
- Miller, S., C. Pfund, C. Maidle Pribbenow, and J. Handelsman. (2008). "Scientific Teaching in Practice." *Science* 322: 1329-1330.
- Muller, C. B. (1997). "The potential of industrial 'E-Mentoring' as a retention strategy for women in science and engineering." *Frontiers in Education Conference 1997 - 27th Annual Conference, Teaching and Learning in an Era of Change*. Proceedings 2: 622-626.
- Ong, A. D., J. S. Phinney, et al. (2006). "Competence under challenge: Exploring the protective influence of parental support and ethnic identity in Latino college students." *Journal of Adolescence* 29(6): 961-979.
- Ovando, M. N. (1994). "Constructive Feedback: A Key to Successful Teaching and Learning." *International Journal of Educational Management* 8(6): 19 - 22.
- Peckham, J., P. Stephenson, J-Y Hervé, R. Hutt, and Miguel Encarnação. (2007). "Increasing student retention in computer science through research programs for undergraduates." *SIGCSE '07: Proceedings of the 38th SIGCSE Technical Symposium on Computer Science Education* 39(1): 124-128.
- Pfund, C., S. Miller, K. Brenner, P. Bruns, A. Chang, D. Ebert-May, A.P Fagen, J. Gentile, S. Gossens, I.M. Khan, J.B. Labov, C.M. Pribbenow, M. Susman, L. Tong, R.Wright, R.T. Yuan, W.B. Wood, and J. Handelsman, J. (2009). "Summer Institute to Improve University Science Teaching." *Science* 324: 470-471.
- Rodriguez, A. L., F. Guido-DiBrito, V. Torres, and D. Talbot. (2000). "Latina College Students: Issues and Challenges for the 21st Century." *NASPA Journal* 37(Spring 2000).
- Russell, S. H., M.P. Hancock, and J. McCullough (2007). "The pipeline. Benefits of undergraduate research experiences." *Science* 316(5824): 548-9.
- Shaffer, C. D., C. Alvarez, et al. (2010). "The Genomics Education Partnership: Successful Integration of Research into Laboratory Classes at a Diverse Group of Undergraduate Institutions." *CBE—Life Sciences Education* 9(1): 55-69.
- Springer, L., M. E. Stanne, and S.S. Donovan. (1999). "Effects of small-group learning on undergraduates in science, mathematics, engineering, and technology: A meta-analysis." *Review of Educational Research* 69(1): 21-51.

ENGAGE TO EXCEL: PRODUCING ONE MILLION ADDITIONAL COLLEGE GRADUATES
WITH DEGREES IN SCIENCE, TECHNOLOGY, ENGINEERING, AND MATHEMATICS

- Stout, J. G. D., Nilanjana; Hunsinger, Matthew; McManus, Melissa A. (2011). "STEMing the tide: Using ingroup experts to inoculate women's self-concept in science, technology, engineering, and mathematics (STEM)." *Journal of Personality and Social Psychology* 100: 255-270.
- Summers, M. F. and F. A. Hrabowski (2006). "Preparing Minority Scientists and Engineers." *Science* 311(5769): 1870-1871.
- Sy, S. R. a. R., J. (2008). "Family Responsibilities Among Latina College Students From Immigrant Families." *Journal of Hispanic Higher Education* 7(3): 212-227.
- Turner, P., L. Petzold, A. Shiflet, I. Vakalis, K. Jordan, and S. St. John. (2011). "Undergraduate Computational Science and Engineering Education." *Society for Industrial and Applied Mathematics Review* 53(3): 561-574.
- University of Texas, Austin. (2011). Course Transformation Site from http://www.utexas.edu/academic/ctp/resources/literature-review/#instructional_dev_tech.
- Walton, G. M. and G. L. Cohen. (2011). "A Brief Social-Belonging Intervention Improves Academic and Health Outcomes of Minority Students." *Science* 331(6023): 1447-1451.
- Wei, C. A. and T. Woodin. (2011). "Undergraduate Research Experiences in Biology: Alternatives to the Apprenticeship Model." *CBE—Life Sciences Education* 10(2): 123-131.
- Wild, L. and L. Ebbers. (2002). "Rethinking student retention in community colleges." *Community College Journal of Research and Practice* 26: 503- 519.
- Yoon, K. S., T. Duncan, et al. (2007). "Reviewing the evidence on how teacher professional development affects student achievement." *Issues & Answers Report, REL, Washington, DC: U.S. Department of Education, Institute of Education Sciences, National Center for Education Evaluation and Regional Assistance, Regional Educational Laboratory Southwest. 2007 (033).*

References for Table 4.

- Barlow, A. and M. R. Villarejo (2004). "Making a difference for minorities: Evaluation of an educational enrichment program." *Journal of Research in Science Teaching* 00: 1-2.
- Carter, F. D., M. Mandell, and K.I. Maton. (2009). "The Influence of On-Campus, Academic Year Undergraduate Research on STEM Ph.D. Outcomes: Evidence From the Meyerhoff Scholarship Program." *Educational Evaluation and Policy Analysis* 31(4): 441-462.
- Foertsch, J. A., B. B. Alexander, and D.L. Penberthy. (1997). "Evaluation of UW-Madison's summer undergraduate research programs (final report)." Madison, WI: University of Wisconsin-Madison, LEAD Center.
- Gilmer, T. C. (2007). "An Understanding of the Improved Grades, Retention and Graduation Rates of STEM Majors at the Academic Investment in Math and Science (AIMS) Program of Bowling Green State University (BGSU)." *Higher Education* 8: 11-21.

APPENDIX I: REFERENCES FOR TABLES 2, 3, AND 4

- Hathaway, R., B.A. Nagda, and S. Gregerman. (2002). "The relationship of undergraduate research participation to graduate and professional education pursuit: An empirical study." *Journal of College Student Development* 43(5): 614-631.
- Hunter, A-B., S. L. Laursen, and E. Seymour. (2007). "Becoming a scientist: The role of undergraduate research in students' cognitive, personal, and professional development." *Science Education* 91: 36-74.
- Junge, B., C. Quiñones, J. Kakietek, D. Teodorescu, and P. Marsteller. (2010). "Promoting Undergraduate Interest, Preparedness, and Professional Pursuit in the Sciences: An Outcomes Evaluation of the SURE Program at Emory University." *CBE—Life Sciences Education* 9(2): 119-132.
- Kight, S.L., J.J. Gaynor, and S.D. Adams. (2006). "Undergraduate Research Communities: A Powerful Approach to Research Training." *Journal of College Science Teaching* July/August, 34-39.
- Kinkel, D. H. and S. E. Henke. (2006). "Impact of undergraduate research on academic performance, educational planning, and career development." *Journal of Natural Resources and Life Sciences Education* 35: 194-201.
- Lopatto, D. (2004). "Survey of Undergraduate Research Experiences (SURE): first findings." *Cell Biology Education* 3(4): 270-277.
- Lopatto, D. (2007). "Undergraduate research experiences support science career decisions and active learning." *CBE—Life Sciences Education* 6: 297-306.
- Russell, S. H., M.P. Hancock, and J. McCullough. (2007). "The pipeline. Benefits of undergraduate research experiences." *Science* 316(5824): 548-9.
- Summers, M. F. and F. A. Hrabowski. (2006). "Preparing Minority Scientists and Engineers." *Science* 311(5769): 1870-1871.



President's Council of Advisors
on Science and Technology (PCAST)

www.whitehouse.gov/ostp/pcast