



# Southern California Daily Energy Report

Dashboard last updated: January 1, 2017 | Winter edition

## Southern California Gas (SoCalGas)


Daily natural gas receipts and sendout  
billion cubic feet

Daily natural gas receipts by zone  
billion cubic feet

Daily net inventory change  
billion cubic feet


Daily natural gas inventory  
billion cubic feet

Daily price difference to SoCal border  
\$/MMBtu

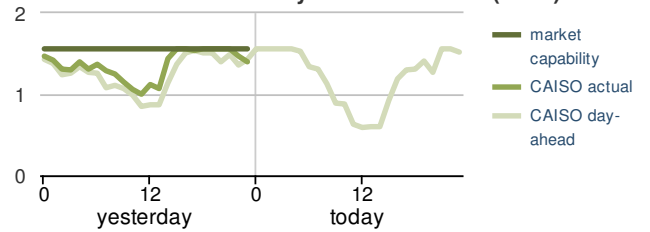


Natural gas price %  
Today  
Previous

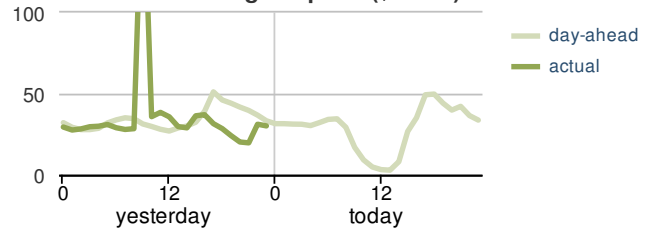
### Total SoCal load (GWh)



### Pacific DC Intertie electricity flows to CAISO (GWh)



### SP-15 locational marginal price (\$/MWh)



### Southern California natural gas infrastructure

