



U.S. FISH AND WILDLIFE SERVICE

Coastal Program Strategic Plan

National Summary (Part 3) 2012-2016



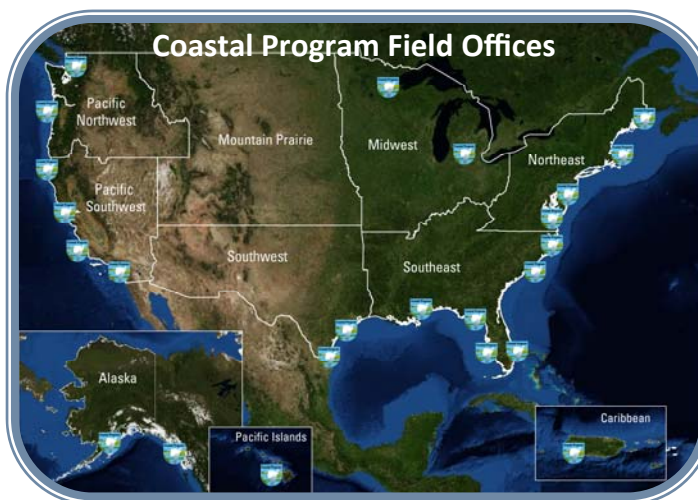
Coastal Program National Summary

The Strategic Plan for the Coastal Program consists of three parts (Vision Document, Regional Step-down Plans and the National Summary Document), each part developed by our staff in consultation with Service conservation programs, state agencies, non-governmental organizations and other stakeholders.

The National Summary is the third part of the strategic planning process that summarizes the accomplishments of the first round of strategic plans (2007-2011), including the types of trust resources benefiting from our projects and types of partners and financial leveraging. The National Summary also presents the Program focus areas and the conservation targets for the next five years (2012-2017).

The Coastal Program is guided by its strategic plan, which addresses five major goals as core components of our Program mission, management and delivery:

- ◆ **Conserve Habitat:** Restore and protect priority habitats to increase and maintain federal trust species populations.
- ◆ **Broaden and Strengthen Partnerships:** Accomplish our work through voluntary partnerships.
- ◆ **Improve Information Sharing and Communication:** Collaborate and share information and concerns with our partners, stakeholders, future partners, decision-makers, and others to protect, restore, and enhance federal trust resources.
- ◆ **Enhance Our Workforce:** The staff of our Program is our most important resource. Maintaining and supporting the staff are the keys to the success of the Program in achieving on the ground results for federal trust resources.
- ◆ **Increase Accountability:** Measure, assess, and report on the effectiveness, efficiency and fiscal integrity of our habitat conservation programs and activities.



What's the Coastal Program?

The Coastal Program is one of the Service's most effective tools for voluntary, citizen and community based fish and wildlife habitat conservation on public and privately-owned coastal lands. With 72 staff located in 24 priority areas, including the Great Lakes and U.S Territories, the Coastal Program provides valuable technical and financial assistance, and delivers successful and cost-effective habitat conservation projects

and activities that benefit federal trust species. Locally-based program staff develop in-depth knowledge of the community, its natural resources, environmental challenges, and potential partners, as well as political and economic issues. This knowledge enables the Coastal Program to develop long-term, diverse, and effective partnerships that deliver landscape-scale conservation efficiently.

2007-2011 Goals and Actual Accomplishment

Table 1. The following table represents the goals identified in the first generation of Strategic Plans and the accomplishments at the end of the cycle (2007-2011).

| Regions | Upland (Acres) | Wetland (Acres) | Riparian (Miles) | Structure | |
|----------------------------------|----------------|------------------|------------------|------------|----|
| Program Goals (2007-2011) | 43,913 | 18,324 | 329 | 52 | |
| Actual Accomplishments | 1 | 7,007 | 83,946 | 170 | 77 |
| | 2 | 33,122 | 12,887 | 8 | 0 |
| | 3 | 1,009 | 7,991 | 24 | 4 |
| | 4 | 24,722 | 48,455 | 200 | 23 |
| | 5 | 63,982 | 2,148,994 | 604 | 83 |
| | 7 | 10,784 | 11,366 | 58 | 9 |
| | 8 | 17,694 | 3,489 | 5 | 9 |
| Program Total (2007-2011) | 151,314 | 2,223,184 | 1,071 | 205 | |

Figure 1. Trust Resource Benefit (in percentage) in the first generation of Strategic Plans.

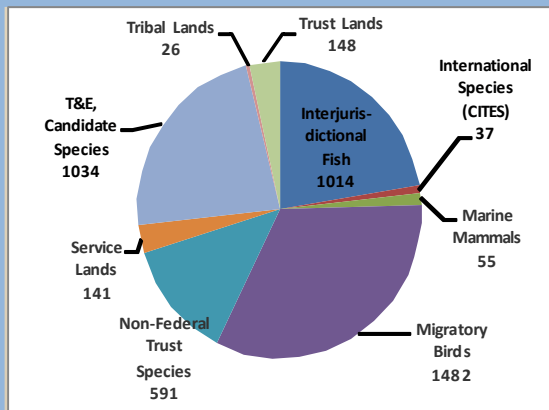


Figure 3. Partners Type during the first generation of Strategic Plans.

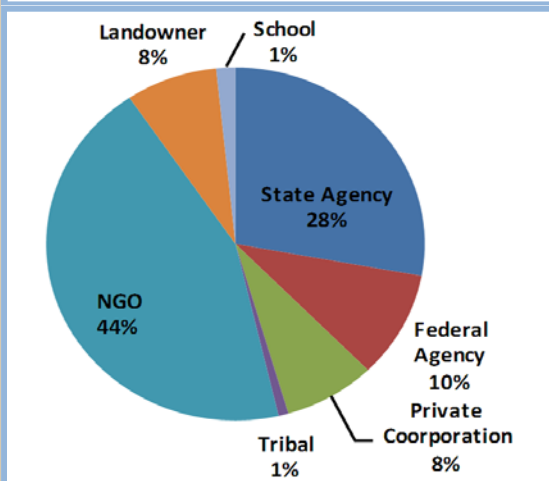
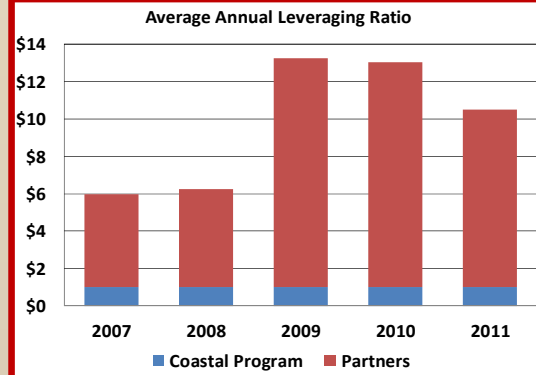


Figure 2. Average leveraging ratio during the first Strategic Plans was nine partner dollars for each Service dollar.

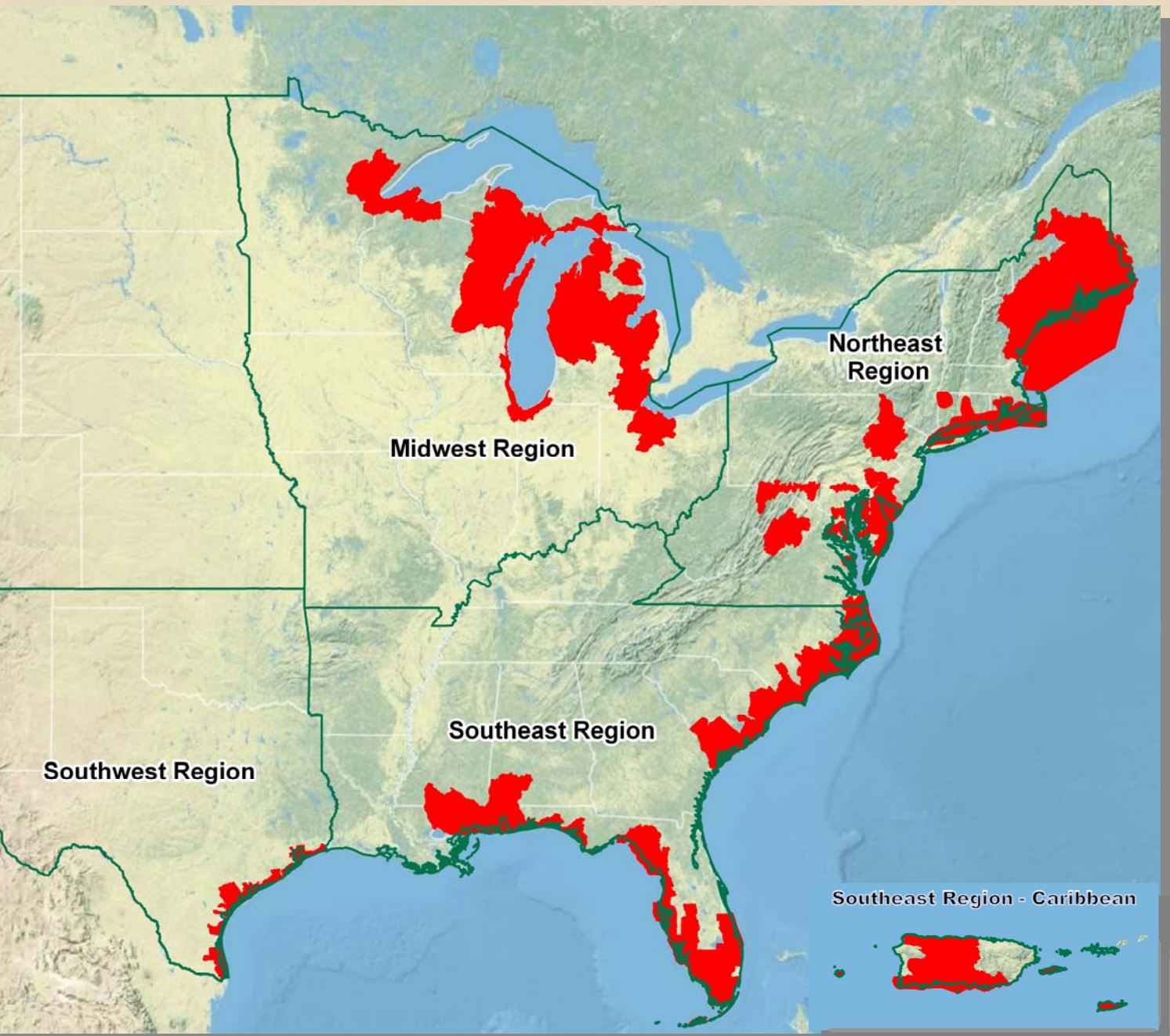


During the first generation of Strategic Plans, the Coastal Program exceeded its goals in each habitat type. These conservation projects principally benefited threatened and endangered species, migratory birds, and interjurisdictional fish (trust species). Non-governmental organizations and state agencies were the primary partners. The leveraging ratio during this first cycle was nine partner dollars for each Coastal Program dollar.

Coastal Program Geographic Focus Areas



Areas over the next five years (2012-2016)



Service Priority Initiatives

Over the next five years, the Coastal Program will continue to support the U.S. Fish and Wildlife Service and Department of the Interior priorities including, strategic habitat conservation, the Landscape Conservation Cooperatives, surrogate species conservation, climate adaptation, urban conservation, strengthening tribal nations, youth programs and landscape planning. We have integrated these priorities into our new strategic plans and project selection factors.

The Coastal Program will also continue to provide additional design and planning capacity to other Service programs and conservation partners to achieve shared conservation objectives. This technical assistance may have a broader impact on habitat conservation by influencing resource managers and restoration practitioners that are responsible for regulating, managing, and implementing habitat conservation.

Because the Coastal Program recognizes the importance of monitoring restored habitat, the Program is collaborating with restoration practitioners and conservation stakeholders to develop performance metrics and methodologies that measure functional successes and ecosystem services. Monitoring allows conservation practitioners to assess restoration methods, improve the science of restoration, manage projects adaptively, document the ecosystem benefits, and evaluate contributions toward conservation goals. In addition, the Service is working with conservation stakeholders to evaluate the socio-economic benefits of ecological restoration.

In early 2013, the Coastal Program office at Headquarters was reorganized under the National Wildlife Refuge System (NWRS). Several Regional Coastal Programs, however, are still administered by Ecological Services or Fisheries. The Program has and will continue supporting the recommendations in the NWRS visioning document, *Conserving Our Future: Wildlife Refuge and the Next Generation*. Moreover, the Coastal Program is ideally suited to bring the Service's conservation mission and priorities to public and private landowners and partner with them to extend the Service's conservation activities beyond the boundaries of the Refuge System.



Red-tailed tropicbird is one of the many coastal species that benefits from Coastal Program projects.



Coastal Program inspires young people to be good stewards of coastal habitats.



Coastal Program assists in the development of training and outreach materials related to habitat conservation

Coastal Program Conservation Goals

Table 2. The following table summarizes the Coastal Program's conservation goals within the geographic focus areas as identified in each of the Regional Step-down Plans, for the next five years cycle (2012-2017).

| Regional Focus Area | Habitat Type | Accomplishment Types | Acres | Miles | Structures |
|---------------------|--------------------------|------------------------|--------|-------|------------|
| Region 1 | Rivers/Streams/Shoreline | Restoration/Protection | N/A | 37 | 11 |
| | Upland | Restoration/Protection | 452 | NA | NA |
| | Wetland | Restoration/Protection | 2054 | NA | NA |
| *Region 2 (draft) | Rivers/Streams/Shoreline | Restoration/Protection | N/A | 0 | 0 |
| | Upland | Restoration/Protection | 15,250 | NA | NA |
| | Wetland | Restoration/Protection | 25,500 | N/A | N/A |
| Region 3 | Rivers/Streams/Shoreline | Restoration/Protection | N/A | 32 | 10 |
| | Upland | Restoration/Protection | 865 | N/A | N/A |
| | Wetland | Restoration/Protection | 455 | N/A | N/A |
| Region 4 | Rivers/Streams/Shoreline | Restoration/Protection | N/A | 106 | 0 |
| | Upland | Restoration/Protection | 9,906 | N/A | N/A |
| | Wetland | Restoration/Protection | 4,762 | N/A | N/A |
| Region 5 | Rivers/Streams/Shoreline | Restoration/Protection | N/A | 357 | 38 |
| | Upland | Restoration/Protection | 10,756 | N/A | N/A |
| | Wetland | Restoration/Protection | 11,860 | N/A | N/A |
| Region 7 | Rivers/Streams/Shoreline | Restoration/Protection | N/A | 332 | 5 |
| | Upland | Restoration/Protection | 80,864 | N/A | N/A |
| | Wetland | Restoration/Protection | 66,644 | N/A | N/A |
| Region 8 | Rivers/Streams/Shoreline | Restoration/Protection | N/A | 28.4 | 16 |
| | Upland | Restoration/Protection | 1,537 | N/A | N/A |
| | Wetland | Restoration/Protection | 2,517 | N/A | N/A |

Goals identified by the Regions are based on an assumption of a stable Program budget and external funding available for voluntary habitat protection. Consequently, decreased budgets will result in fewer accomplishments. Also, other conditions beyond Program control, such as reduction of partners' funding, catastrophic environmental events, landowner participation, and increasing costs will affect project implementation and targets.

U.S. Fish & Wildlife Service
<http://www.fws.gov>
Coastal Program
<http://www.fws.gov/coastal>

