

Contaminant Report Number: R6/715C /00



**U.S. FISH & WILDLIFE SERVICE
REGION 6**

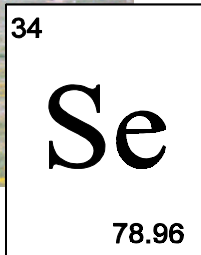



CONTAMINANTS PROGRAM

**Selenium in a Wyoming Grassland
Community Receiving Wastewater from
an In Situ Uranium Mine**

By
Pedro Ramirez, Jr.
Environmental Contaminants Specialist
and
Brad Rogers
Biological Technician

Project #: 98 - 6 - 6F37 - FC



U.S. FISH AND WILDLIFE SERVICE
Ecological Services
Wyoming Field Office
4000 Airport Parkway
Cheyenne, Wyoming 82001
September 2000

ABSTRACT

Water, soil, vegetation, grasshoppers (Family Acrididae), bird eggs and bird livers collected at a 23.5 hectare (58 acres) grassland irrigated with wastewater from an in situ uranium mine (Study Area) and a reference site in 1998 were analyzed for selenium and other trace elements. Bird surveys were conducted at the irrigated grassland at the in situ uranium mine to determine species use, relative abundance and behavior. We observed 23 species of birds using the Study Area. Western meadowlarks (*Sturnella neglecta*), red-winged blackbirds (*Agelaius phoeniceus*), lark buntings (*Calamospiza melanocorys*) and horned larks (*Eremophila alpestris*) were the most common avian species using the Study Area and were observed feeding and drinking at this site. Meadowlarks, red-winged blackbirds and lark buntings were observed nesting at the Study Area. Selenium concentrations in the uranium mine wastewater applied onto the grassland ranged from 340 to 450 µg/L. Selenium in the upper 15 cm (6 in) of soil from the irrigated grassland at the mine ranged from 2.6 to 4.2 µg/g dry weight (dw). Mean selenium concentrations in soil and water were 5 and 15 times higher at the Study Area than at the reference site. Selenium concentrations in grasses and grasshoppers ranged from 6.8 to 24 µg/g and 11 to 20 µg/g dw, respectively. Selenium in red-winged blackbird eggs and livers collected from the Study Area ranged from 13.2 to 22 µg/g and 33 to 53 µg/g dw, respectively, and concentrations were well in excess of toxic thresholds. Two composite samples of gizzard contents taken from red-winged blackbirds collected at the Study Area had selenium concentrations of 12 and 83 µg/g dw. Mean selenium concentrations in grasses, grasshoppers, and bird eggs and livers were 5.8 to 30 times higher at the Study Area than at the reference site. Elevated selenium concentrations in water, soil, grasshoppers, and red-winged blackbird eggs and livers collected from the Study Area demonstrate that selenium is being mobilized and is bioaccumulating in the food chain.

***Acknowledgments** - Thanks are extended to Bill Kearney, Environmental Superintendent, Power Resources Highland Uranium Project and the staff at the mine for their assistance and for allowing access to the mine to conduct the study. We appreciate the help of April Lafferty and Paula Cutillo, formerly with the Wyoming Department of Environmental Quality. Thanks also go to the reviewers of this manuscript for their helpful comments and suggestions: Joseph Skorupa, Kirke King, Stanley Wiemeyer, Bill Olsen, Brent Esmoil, and Karen Nelson of the U.S. Fish and Wildlife Service; Bill Kearney; and Anna K. Waitkus and Lowell Spackman of the Wyoming Department of Environmental Quality.*

TABLE OF CONTENTS

| | Page |
|----------------------------------|-------|
| LIST OF FIGURES AND TABLES | -iii- |
| LIST OF APPENDICES | -iv- |
| INTRODUCTION | 1 |
| STUDY AREA | 3 |
| METHODS | 5 |
| RESULTS | 7 |
| Bird Surveys | 7 |
| Nesting Data | 8 |
| Trace Elements | 11 |
| DISCUSSION | 14 |
| MANAGEMENT IMPLICATIONS | 16 |
| LITERATURE CITED | 17 |

LIST OF FIGURES AND TABLES

| | Page |
|--|------|
| Figure 1. Location of the Highland in-situ uranium mine (Study Area) and the Smith Ranch (Reference Site), Converse County, Wyoming. | 3 |
| Figure 2. Species observed at the uranium mine irrigated area and the number of observations for each species. | 7 |
| Figure 3. Daily counts of the four most common bird species observed at the uranium mine irrigated area, May 28, 1998 to September 3, 1998. | 8 |
| Figure 4. Behaviors observed during the bird surveys at the uranium mine irrigated site. | 9 |
| Figure 5. Mean selenium concentrations in water, soil and biota from the PRI in-situ uranium mine and Reference Site irrigated areas, Converse County, Wyoming. Concentrations are in $\mu\text{g/g}$ dry weight except for water which are reported in $\mu\text{g/L}$. [RWB = Red-winged blackbird] | 11 |
| Table 1. Selenium concentrations (in $\mu\text{g/g}$ dry weight) in songbird eggs collected from the in-situ uranium mine grassland (Study Site) receiving wastewater via irrigation and from a Reference Site. | 10 |
| Table 2. Selenium concentrations in water, soil and biota from the in-situ uranium mine grassland receiving wastewater via irrigation and from a Reference Site. Concentrations are in $\mu\text{g/g}$ dry weight except for water which are reported in $\mu\text{g/L}$ | 12 |
| Table 3. Selenium concentrations ($\mu\text{g/L}$) in water collected from the the in-situ uranium mine grassland (Study Site) receiving wastewater via irrigation. | 13 |

LIST OF APPENDICES

| | Page |
|--|------|
| Appendix A. Trace elements (in µg/L) in water collected from the Highland Uranium In Situ Mine irrigated area and a reference site, Smith Ranch, Converse County, Wyoming. | 21 |
| Appendix B. Trace elements (in µg/g dry weight) in soil collected from the Highland Uranium In Situ Mine irrigated area and a reference site, Smith Ranch, Converse County, Wyoming. | 22 |
| Appendix C. Trace elements (in µg/g dry weight) in vegetation collected from the Highland Uranium In Situ Mine irrigated area and a reference site, Smith Ranch, Converse County, Wyoming. | 23 |
| Appendix D. Trace elements (in µg/g dry weight) in grasshoppers collected from the Highland Uranium In Situ Mine irrigated area and a reference site, Smith Ranch, Converse County, Wyoming. | 24 |
| Appendix E. Trace elements (in µg/g dry weight) in livers from Red-winged Blackbird collected from the Highland Uranium In Situ Mine irrigated area and a reference site, Smith Ranch, Converse County, Wyoming. | 25 |
| Appendix F. Trace elements (in µg/g dry weight) in livers from Lark Buntings collected from the Highland Uranium In Situ Mine irrigated area, Converse County, Wyoming. | 26 |
| Appendix G. Trace elements (in µg/g dry weight) in the gizzard contents from Lark Buntings and Red-winged Blackbirds collected from the Highland Uranium In Situ Mine irrigated area, and a reference site, Smith Ranch, Converse County, Wyoming. | 27 |
| Appendix H. Trace elements (in µg/g dry weight) in Red-winged Blackbird eggs collected from the Highland Uranium In Situ Mine irrigated area, and a reference site, Smith Ranch, Converse County, Wyoming. | 28 |
| Appendix I. Trace elements (in µg/g dry weight) in Western meadowlark and European starling eggs collected from the Highland Uranium In Situ Mine irrigated area, and a reference site, Smith Ranch, Converse County, Wyoming. | 29 |
| Appendix J. Trace elements (in µg/g dry weight) in sediment collected from the Purge Storage Reservoir # 1, Highland Uranium In Situ Mine, Converse County, Wyoming. | 30 |
| Appendix K. Trace elements (in µg/g dry weight) in pondweed collected from the Purge Storage Reservoir # 1, Highland Uranium In Situ Mine, Converse County, Wyoming. | 31 |

INTRODUCTION

High concentrations of waterborne selenium can be produced with in situ mining of uranium ore as uranium-bearing formations are usually associated with seleniferous strata (Boon 1989). Boon (1989) reported that uranium deposits in Converse County, Wyoming can contain up to 4,500 µg/g (ppm) of selenium. In situ mining of uranium is done by injecting a leaching solution of native ground water containing dissolved oxygen and carbon dioxide into the uranium-bearing formation through injection wells. The leaching solution oxidizes the uranium and allows it to dissolve in the ground water. Production wells intercept the pregnant leaching solution and pump it to the surface. The leaching solution also dissolves selenium present in the formation. The uranium is extracted from the pregnant leaching solution and the water is reinjected into the ore-bearing formation. Water is recycled through the mining process several times and then is disposed of through deep-well injection, evaporation ponds or land application through irrigation after treatment for removal of uranium and radium.

The Highland Uranium Project near Douglas, Wyoming has reported waterborne selenium concentrations from 1,000 to 2,000 µg/L (ppb) in their in situ mining wastewater (information from permit filed at the Wyoming Department of Environmental Quality, Land Quality Division, Cheyenne, WY). The Wyoming Department of Environmental Quality (WDEQ) has permitted the mine to dispose of wastewater through land application. Wastewater is stored in holding ponds and is applied onto a grassland with center pivot irrigation systems. At full capacity the holding ponds are 2 to 13 hectares (ha) (5 to 32 acres) in size. The larger of the two ponds has never reached full capacity (Bill Kearney, Environmental Superintendent, Power Resources, Glenrock, WY, Personal communications, March 1, 2000). Currently, the mine has two center pivots in operation. The center pivots have been operational since 1989 and 1995, respectively.

The effects of selenium on fish and aquatic migratory birds have been well documented (Eisler 1985, Ohlendorf et al. 1986, Hamilton et al. 1990, Ohlendorf et al. 1988, Skorupa and Ohlendorf 1991, Lemly 1993, Saiki and Ogle 1995). Selenium concentrations >2 µg/L in water are known to impair waterbird reproduction and survival due to the high potential for dietary toxicity through food chain bioaccumulation (Lemly 1993). To protect waterfowl, shorebirds, and other wildlife from adverse effects, waterborne selenium concentrations should be ≤ 2 µg/L (Skorupa and Ohlendorf 1991; Lemly 1993). Waterborne selenium concentrations >3 µg/L exceed the bioaccumulation threshold for wildlife. Food organisms can bioaccumulate selenium from the water and supply a toxic dose of selenium to wildlife; however, the selenium concentration may not affect the health of the food organism (Lemly 1993).

Selenium enters the food chain almost entirely through vegetation and dietary plant selenium is readily absorbed by animals (up to 100%). This fact pertains to not only macrophytic vegetation but microscopic algae and phytoplankton, both of which serve as a principal food source for invertebrates (Ohlendorf et al 1993). Aquatic invertebrates also bioaccumulate selenium and can contain concentrations 2 to 6 times those found in aquatic plants. Selenium can concentrate in the food chain more than 300,000 times the concentration in the water (Besser et al. 1993). For example, the Kendrick irrigation project, located west of Casper, Wyoming has documented

deformities and poor reproductive success in American avocets (*Recurvirostra americana*) and eared grebes (*Podiceps nigricollis*) resulting from elevated selenium concentrations. The median concentration of dissolved selenium in water samples from two closed basin ponds were 38 and 54 µg/L (See et al. 1992). Due to the bioaccumulation of selenium in food items from these ponds, aquatic birds suffered from impaired reproduction (See et al. 1992).

Impacts to waterfowl feeding on selenium contaminated food sources can occur in seven days (Heinz et al. 1990). Ingestion of water containing selenium concentrations as low as 2.2 mg/L can cause immune suppression in waterfowl (Fairbrother and Fowles 1990). During migration, birds are very stressed and become much more susceptible to the effects of environmental contaminants (Peterle 1991). Fairbrother and Fowles (1990) found selenium concentrations >10 µg/g in the livers of mallards (*Anas platyrhynchos*) given water with 2.2 mg/L selenium in the form of selenomethionine. Biological effects thresholds (dry weight) for sensitive aquatic birds such as waterfowl are 10 µg/g for liver tissue and 3 µg/g for eggs (Lemly 1993 and Heinz 1996). Selenium concentrations above these thresholds can cause impaired reproduction or mortality.

Little information is available on selenium bioaccumulation and toxicity in grassland species of passerine birds. Ohlendorf and Hothem (1995) and Santolo G.M. Santolo (G.M. Santolo, CH2M Hill, Sacramento, CA. Personal Communications, August 1999) report data on grassland species of passerine birds collected at Kesterson National Wildlife Refuge. Research on selenium mobilization and bioaccumulation in terrestrial communities has focused primarily on vegetation and ungulates. Forage species such as grasses can accumulate elevated levels of selenium in high selenium soils associated with uranium mining (Hossner et al. 1992). Raisbeck et al. (1996) found immune suppression in pronghorn (*Antilocapra americana*) fed an alfalfa-grass hay diet containing 15 µg/g of selenium. Acute poisoning has been documented in sheep (*Ovis aries*) fed plant material containing 3.2 to 12.8 µg/g of selenium (Eisler 1985).

This study was designed to: determine selenium concentrations in water, soil, terrestrial invertebrates, vegetation, birds and bird eggs; determine pathways of selenium in the food chain; and document potential adverse effects to migratory birds resulting from selenium bioaccumulation.

STUDY AREA

The Highland Uranium in situ mine is located in Converse County, Wyoming and is operated by Power Resources, Inc. (PRI). The mine is located approximately 40 km (25 miles) north of Douglas and 38 km (24 miles) northeast of Glenrock (Figure 1). The Satellite # 1 purge storage reservoir is approximately 2 ha (5 acres) in size with a maximum depth of 3.05 m (10 feet). The reservoir holds

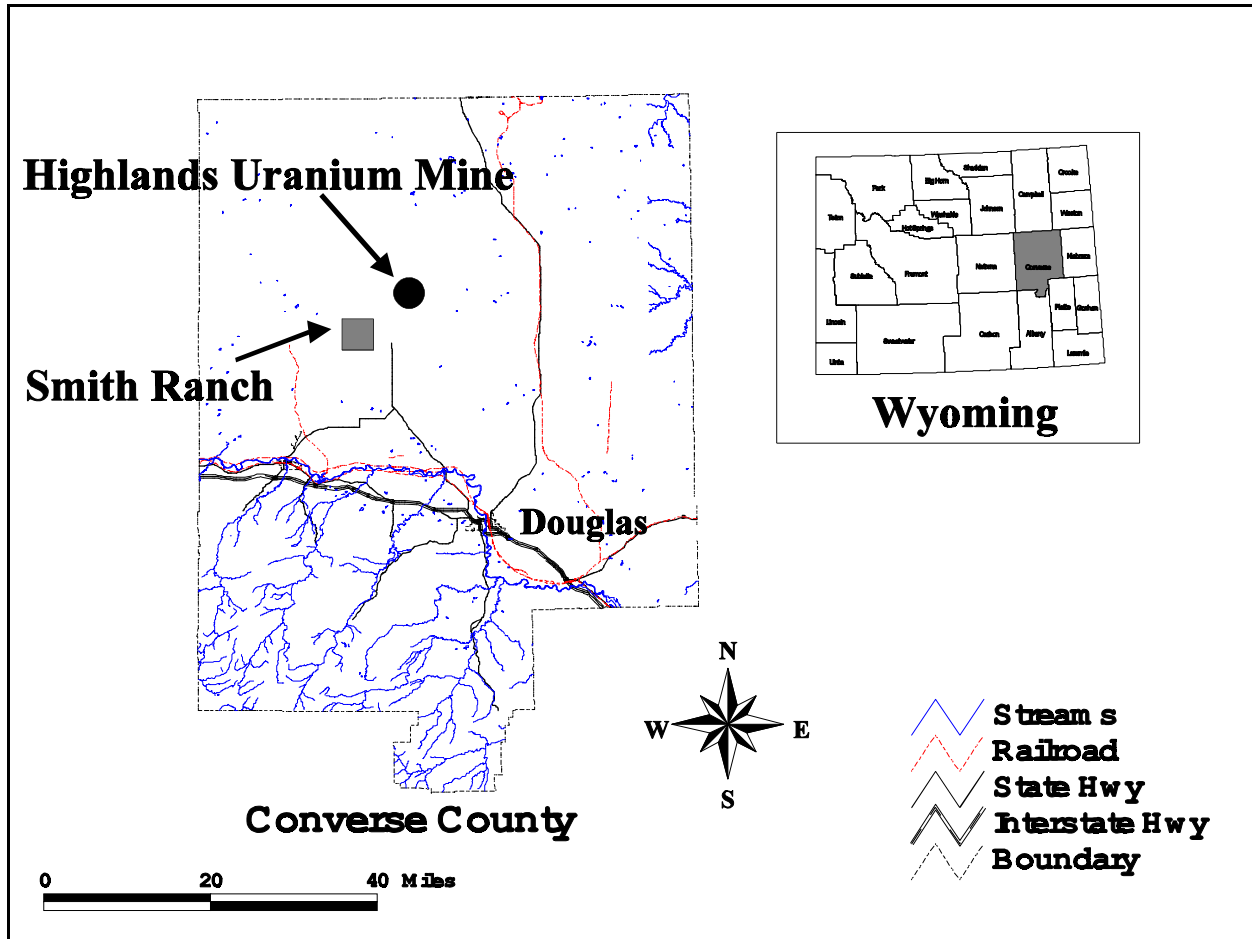


Figure 1. Location of the Highland in-situ uranium mine (Study Area) and the Smith Ranch (Reference Site), Converse County, Wyoming.

approximately 61,675 m³ (50 acre-feet) of wastewater. The center pivot irrigates 23.5 ha (58 acres) of grassland. The irrigator is a low profile system with 106.68 cm (42-inch) drop pipes and is 263.8 m (865 feet) in length. The irrigator completes a rotation every 21.8 hours and applies approximately 0.68 cm (0.27 inches) of wastewater on the grassland per revolution. A small berm from 15 to 30 cm (six to 12 inches) high encircles the irrigated area to ensure that the wastewater remains on site. The irrigated area is nearly flat and is dominated by grasses such as brome (*Bromus tectorum*); foxtail barley (*Hordeum jubatum*); blue grama (*Bouteloua gracilis*); common buffalo grass (*Buchloe dactyloides*); western wheatgrass (*Agropyron smithii*); and needle and thread (*Stipa*

comata). Soils in the irrigated area consist of clay and clayey-loam Bidman and Ulm soils. These soils are slowly to moderately permeable.

The area receives an average of 30 cm (12 inches) of precipitation per year of which 45 percent falls during the months of May, June and July. The evaporation rate is 159.7 cm (62.9 inches) per year. Temperatures range from -40 °F in the winter to 100 °F in the summer. The prevailing winds are from the west and southwest with predominant speeds ranging from 17 to 33 km (11 to 21 miles) per hour.

Satellite # 1 purge storage reservoir and irrigation area 1 at the Highlands uranium mine (Study Area) were selected for this study. Satellite # 1 has operated since 1989. A center pivot irrigated area located at the Smith Ranch, approximately 16 kilometers (km) (10 miles) southwest of the Highlands uranium mine, was selected as the reference site (Reference Site). Alfalfa (*Medicago sativa*) is irrigated at the Reference Site. The radius of the irrigated area is 274.5 meters (m) (900 feet).

METHODS

Bird Surveys

Surveys were conducted once a week between 0800 and 1200 (MST), between May 5 and September 3, 1998. Stations were placed 200 m (658 ft) apart and 200 m out from the center pivot. Stations were marked with easily visible stake wire flags to avoid creating perch sites for birds which could influence results. Surveys were performed by one of two observers or both observers together. Counts lasted 5 minutes, ten minutes if abundance was low at each station. All birds observed (seen or heard) within 75 m (246 ft) of a count station were identified by species. Additionally birds beyond 75 m were identified by species and noted on the data sheets as outside the area. Birds observed using the purge storage reservoir were also recorded.

Nesting Study

Twenty songbird nest boxes each were set up at the Study Area and the Reference Site. Nest boxes were checked weekly, recording nest condition, number of eggs, live young, dead young and presence/absence of adults. Nestlings were visually examined for anomalies. Songbird nests were located using random passes with a hand-held drag-line and through incidental flushes of females from nests. Each nest located was flagged ten m (32.8 ft) out from the nest in alignment with the center pivot of the irrigation system. Nest locations were flagged 10 m away to avoid detection of nests by predators. For each nest located, clutch size was recorded and one egg was randomly collected. Eggs were dissected and embryos aged and examined for deformities. The egg contents were submitted for trace elements analysis.

Trace Element Study

Vegetation, soil, water and terrestrial invertebrate samples were collected from the Study Area and the Reference Site. All equipment used to collect water, sediment, and soil samples was rinsed with deionized water and acetone prior to collection of each sample. Eight water samples were collected from the purge storage reservoir, the center pivot and from standing water within the irrigated grassland of the Study Area during June and August 1998 (Table 3). Two water samples were collected from the center pivot at the Reference Site in July and August 1998. Water samples were collected using 1-liter chemically-clean polyethylene jars with teflon-lined lids. The pH of the water samples collected for chemical analysis was lowered to approximately 2.0 with laboratory-grade nitric acid. Five soil samples were collected at each site in June 30 and July 1, 1998 to a depth of 15 cm (6 in) with a stainless steel spoon and placed in whirl-pak bags and frozen as soon as possible. Vegetation samples were clipped using chemically-cleaned scissors and placed in whirl-pak bags. Five grass samples (foxtail barley, and brome) and one dandelion (*Taraxacum officinale*) sample were collected from the Study Area. Four grass samples (brome and Kentucky bluegrass (*Poa pratensis*)) and one alfalfa sample were collected from the Reference Site. Pondweed (*Potamogeton* spp.) from the purge storage reservoir was collected by gloved hand and placed in whirl-pak bags. Five sediment samples were collected at the purge storage reservoir to a depth of 15 cm (6 in) with a stainless steel spoon and placed in whirl-pak bags and frozen within an hour after collection. Terrestrial invertebrates were collected using a sweep net, sorted to family and placed in chemically-

clean 40 milliliter glass jars with teflon-lined lids. All samples were frozen within an hour after collection. Six composite samples of grasshoppers (Family Acrididae) from the Study Area and five from the Reference Site were submitted for trace element analyses.

Six red-winged blackbirds each were collected from the Study Area and the Reference Site, using a 20-gauge shotgun and steel shot. Bird livers and gizzards were dissected from the carcasses. The gizzard contents were removed and placed in chemically-clean glass vials and the livers in whirl-pak bags and frozen within an hour after collection. Six liver samples each from the Study Site and the Reference Site were submitted for trace element analysis. Two samples of red-winged blackbird gizzard contents were submitted to the laboratory for trace element analysis.

Water, sediment and biota samples were submitted to the Environmental Trace Substances Laboratory (ETSL) at Columbia, Missouri, under contract with the Service's Patuxent Analytical Control Facility (PACF) at Laurel, Maryland, for trace element analyses. Trace element analysis included scans for: arsenic, mercury, and selenium using atomic absorption spectroscopy. Inductively Coupled Plasma Emission Spectroscopy was used to scan a variety of elements including boron, barium, copper, lead, vanadium and zinc. Mercury samples were digested under reflux in nitric acid. Other samples were digested under reflux in nitric and perchloric acids. PACF conducted Quality Assurance/Quality Control on all samples analyzed by ETSL. Seven samples were lost in preparation at ETSL and included: two red-winged blackbird (*Agelaius phoeniceus*) livers and two European starling (*Sturnus vulgaris*) eggs from the Study Area, and three red-winged blackbird livers from the Reference Site. All analytical data for soil, sediment, and biota are reported in dry weight.

Statistics

Statistical analysis was performed using Systat statistical software. The Kruskal-Wallis One-Way Analysis of Variance test was used to compare selenium concentrations between the Study Area and the Reference Site. The probability level determining significance was $P < 0.05$.

RESULTS

Bird Surveys

Field work was completed between May 28 and September 3, 1998. We observed 626 birds during point count surveys at the Study Area. During 90 point/count/days we observed 385 individuals comprising 14 species within the 75 m (246 feet) fixed point count radius. Western meadowlarks (*Sturnella neglecta*) were the most numerous species followed by the red-winged blackbird, lark bunting (*Calamospiza melanocorys*) and horned lark (*Eremophila alpestris*), respectively (Figure 2).

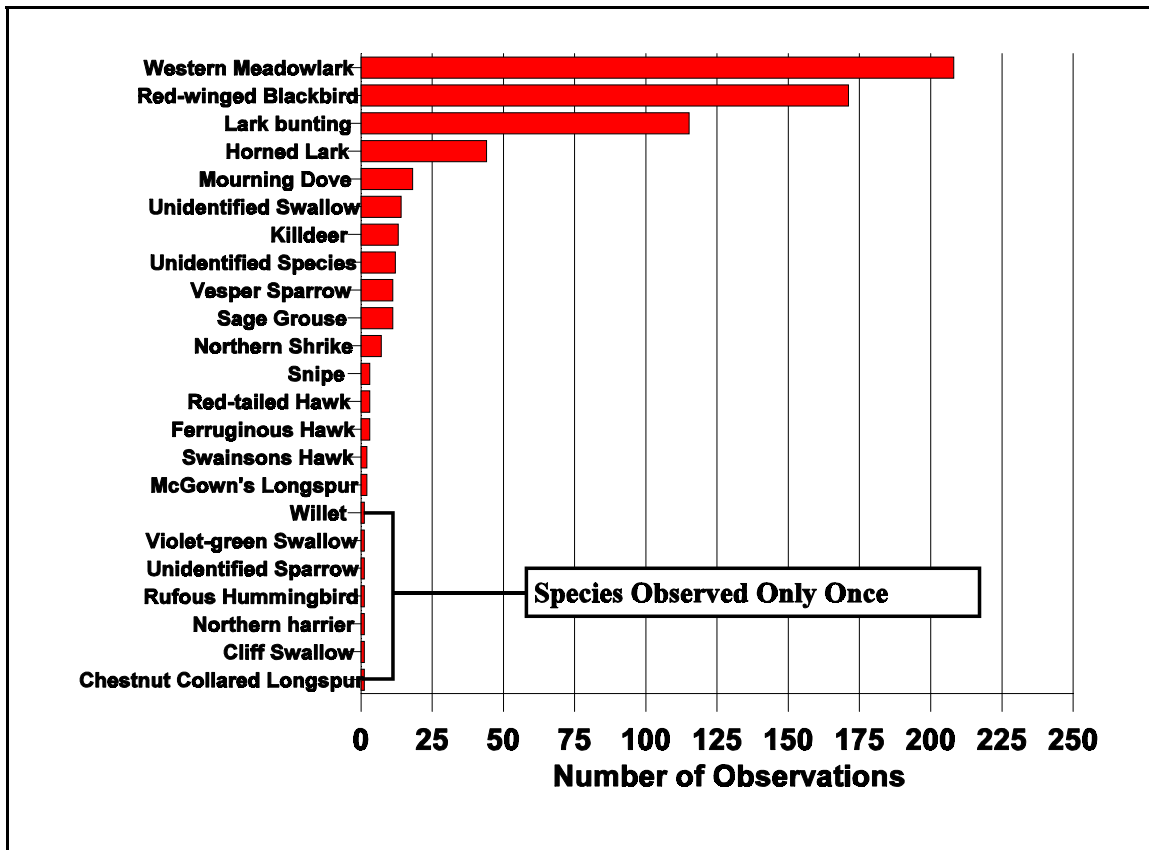


Figure 2. Species observed at the uranium mine irrigated area and the number of observations for each species.

The remaining 10 species accounted for only 17 percent of the observations. Of the 241 birds observed beyond the 75 m point count radius, only 9 individuals comprising six new species were observed. Peak observations for red-winged blackbirds, and lark buntings were in June; whereas, horned lark and western meadowlark numbers remained consistent throughout the survey period (Figure 3). Birds flying over and landing at the Study Area were the most frequent behaviors observed during the surveys followed by perching (Figure 4). Birds were also observed feeding and

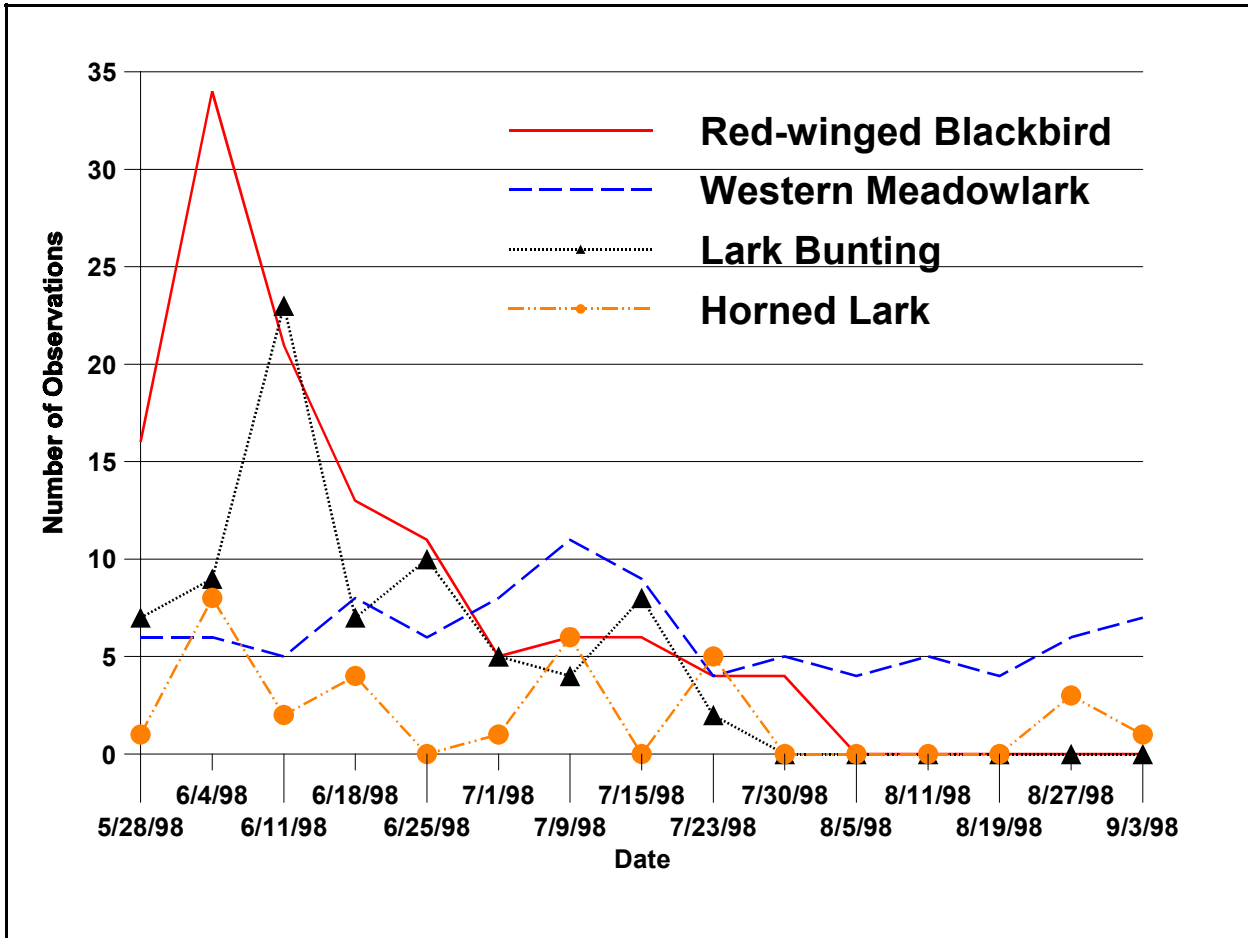


Figure 3. Daily counts of the four most common bird species observed at the uranium mine irrigated area, May 28, 1998 to September 3, 1998.

drinking at the Study Area. Nine birds were observed using the purge storage reservoir between May and September and included: two eared grebes; two gadwalls (*Anas strepera*); one hooded merganser (*Lophodytes cucullatus*); one sandpiper (Family Scolopacidae); two black terns (*Chlidonias niger*); and one mallard.

Nesting Data

Searches for ground-nesting native species at the Study Area revealed nesting by red-winged blackbirds as well as western meadowlarks and lark buntings. The nest boxes had little to no use by European starlings; therefore, the study focused on collecting eggs and livers from red-winged blackbirds at both the Study Area and the Reference Site since their nests were the most numerous.

Nine red-winged blackbird nests were monitored at the Study Area and 13 were monitored at the Reference Site. Red-winged blackbird nests at the Study Area were located in tall bunch grass as well as in a small stand of cattails (*Typha* sp.) growing in ponded water. The nests at the Reference Site were located in a cattail marsh immediately adjacent to the irrigated alfalfa field. Of the nine

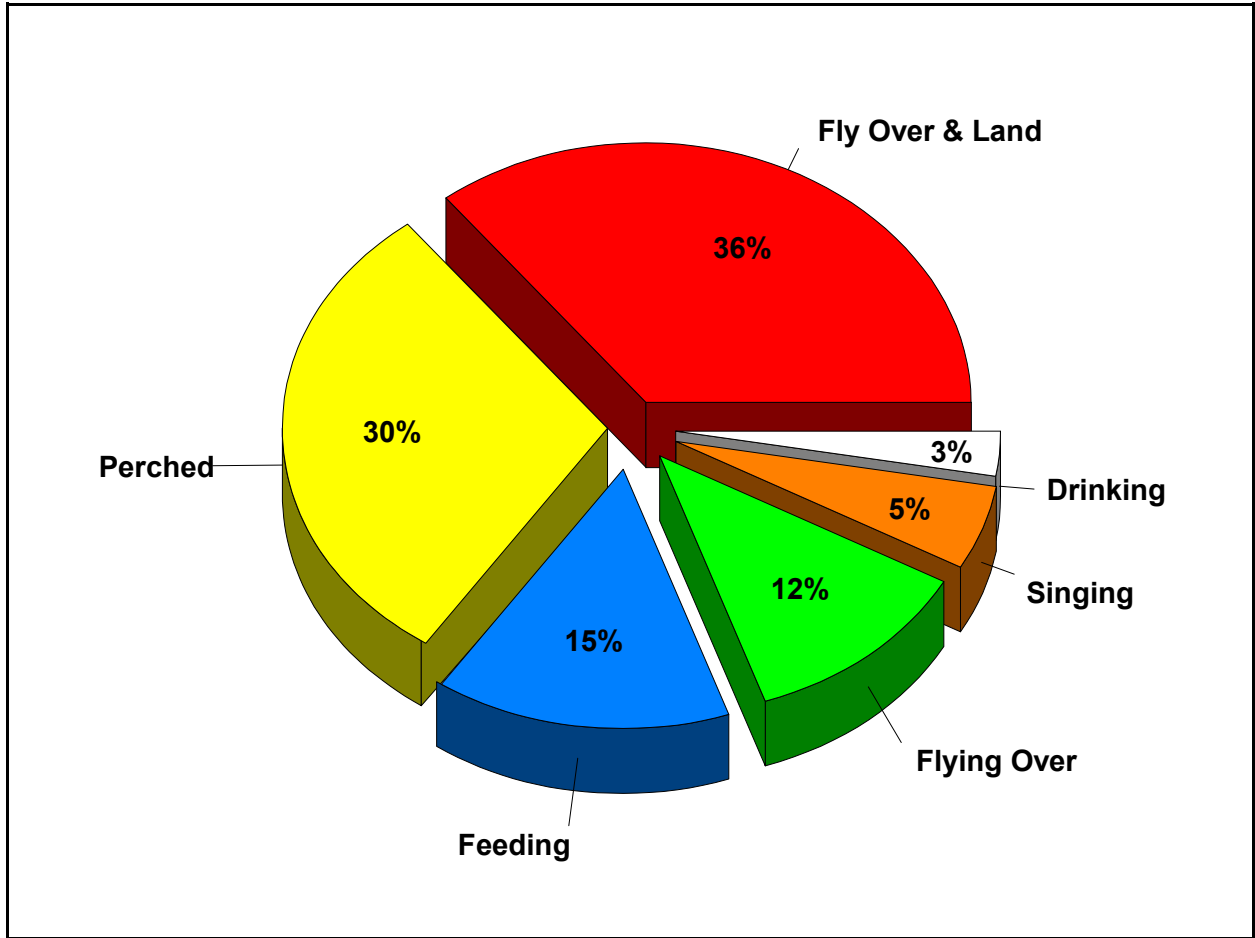


Figure 4. Behaviors observed during the bird surveys at the uranium mine irrigated site.

nests at the Study Area, six were abandoned and the fate of three was unknown. A late snowstorm on June 4 probably caused the abandonment of three nests. The cause of abandonment in two nests was unknown and one nest failed due to disturbance by the investigators. At the Reference Site five nests successfully hatched and six were presumed to have hatched. One nest was abandoned and the fate of four eggs in one nest was unknown. One of six red-winged blackbird eggs collected from the Study Area was infertile. The remaining five red-winged blackbird eggs collected at the Study Area were in the early stages of incubation (1 to 4 days). Incubation stages in red-winged blackbird eggs collected at the Reference Site ranged from 1 to 11 days; all eggs except one were fertile. Two western meadowlark nests were monitored at the Study Area; however, the fate of the eggs was unknown. The eggs at these nests could have been taken by a predator. One egg collected from one of the two meadowlark nests was fertile, the embryo appeared normal and was in the mid-stages of incubation (7 days). Of the two starling eggs collected at the Study Area, one was fertile and the other infertile. Both embryos were one day old. The one starling egg collected at the Reference Site was fertile. No abnormalities were observed in embryos collected from the Study Area and the Reference Site; however, it should be noted that all eggs were in early to mid-stages of incubation making it difficult to determine if the embryos were malformed (Table 1).

Table 1. Selenium concentrations (in µg/g dry weight) in songbird eggs collected from the in-situ uranium mine grassland (Study Site) receiving wastewater via irrigation and from a Reference Site.

| <i>Study Site - Red-winged Blackbird</i> | | | | | |
|---|---------|-------------------------------|---------------|-----------------------|-----------|
| Sample # | Fertile | Incubation Stage ¹ | Viable Embryo | Malformation Observed | Se (µg/g) |
| PRIRBE01 | Yes | Early | Yes | No | 15 |
| PRIRBE02 | Yes | Early | Yes | No | 20 |
| PRIRBE03 | Yes | Early | Yes | No | 15 |
| PRIRBE04 | No | Early | Unknown | No | 13 |
| PRIRBE05 | Yes | Early | Yes | No | 22 |
| PRIRBE06 | Yes | Early | Yes | No | 19 |
| <i>Reference Site - Red-winged Blackbird</i> | | | | | |
| REFRBE01 | Yes | Early | Yes | No | 3 |
| REFRBE02 | Yes | Early | Yes | No | 3 |
| REFRBE03 | Yes | Early | Yes | No | 3 |
| REFRBE04 | Yes | Early | Yes | No | 3 |
| REFRBE05 | Yes | Early | Yes | No | 3 |
| REFRBE06 | Yes | Early | Yes | No | 3 |
| REFRBE07 | Yes | Early | Yes | No | 2 |
| REFRBE08 | Yes | Early | Yes | No | 3 |
| REFRBE09 | Yes | Early | Yes | No | 3 |
| REFRBE12 | Unknown | Early | Unknown | No | 4 |
| <i>Study Site - European Starling</i> | | | | | |
| PRISTE03 | Yes | Early | No | No | 7 |
| PRISTE05 | No | Early | No | No | 8 |
| <i>Reference Site - European Starling</i> | | | | | |
| REFSTE01 | Yes | Early | Yes | No | 3 |
| <i>Study Site - Western Meadowlark</i> | | | | | |
| PRIWME01 | Yes | Early | Yes | No | 18 |

¹Early = 1 - 4 days; Mid = 5 - 8 days; Late = > 8 days

Trace Elements

Arsenic and boron were elevated in pondweed samples collected from the purge storage reservoir. Arsenic concentrations ranged from 1.7 to 3.7 $\mu\text{g/g}$. Boron concentrations in pondweed ranged from 26 to 236 $\mu\text{g/g}$ dry weight. A water sample collected from pooled water in the irrigated field at the Study Area had an elevated zinc concentration of 7,410 $\mu\text{g/L}$. No analytical anomalies were reported by PACF. The source of the zinc is unknown.

Selenium concentrations in soil, grasses, grasshoppers, and red-winged blackbird eggs and livers collected from the Study Area were significantly higher than the concentrations found at the Reference Site ($P < 0.05$) (Figure 5 and Table 2). Mean selenium concentrations in water from the Study Area were 19 times higher than those from the Reference Site.

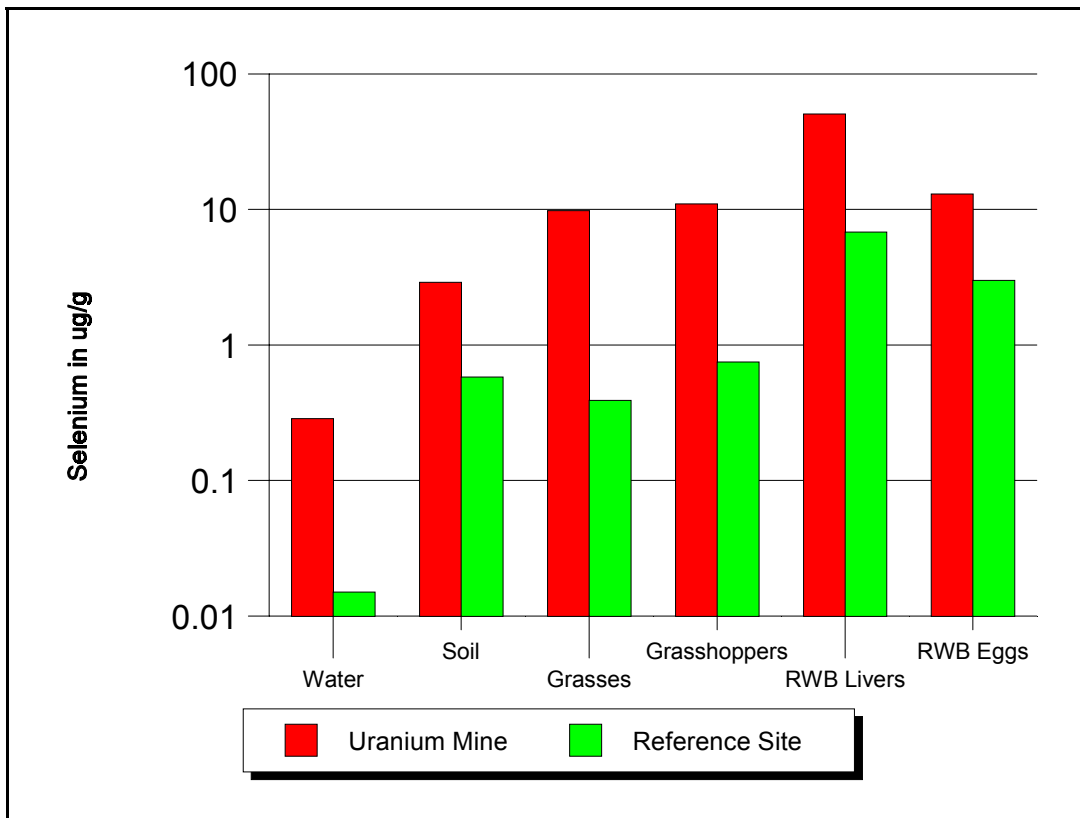


Figure 5. Mean selenium concentrations in water, soil and biota from the PRI in-situ uranium mine and Reference Site irrigated areas, Converse County, Wyoming. Concentrations are in $\mu\text{g/g}$ dry weight except for water which are reported in $\mu\text{g/L}$. [RWB = Red-winged blackbird]

Table 2. Selenium concentrations in water, soil and biota from the in-situ uranium mine grassland receiving wastewater via irrigation and from a Reference Site. Concentrations are in $\mu\text{g/g}$ dry weight except for water which are reported in $\mu\text{g/L}$.

| Matrix | Study Area | | | | Reference Site | | | | Comparisons | |
|---------------------------------------|------------|------|-----------|----------|----------------|------|-------------|----------|-------------|---------------------------|
| | n | Mean | Range | Variance | n | Mean | Range | Variance | Δ | Kruskal - Wallis p Value* |
| Water (in $\mu\text{g/L}$) | 8 | 285 | 32 - 450 | 0.026 | 2 | 15 | 1 - 28 | NC | 270 | NC |
| Soil | 5 | 3.1 | 2.6 - 4.2 | 0.40 | 5 | 0.63 | 0.55 - 0.81 | 0.01 | 2.51 | 0.009 |
| Grasses | 5 | 12.7 | 6.8 - 24 | 50.05 | 4 | 0.43 | 0.3 - 0.62 | 0.02 | 12.26 | 0.014 |
| Grasshoppers | 6 | 12.8 | 11 - 20 | 12.97 | 5 | 0.73 | 0.6 - 0.87 | 0.01 | 12.10 | 0.005 |
| Red-winged blackbird gizzard contents | 2 | 47.5 | 12 - 83 | NC | 2 | 0.7 | 0.6 - 0.8 | NC | 46.8 | NC |
| Red-winged blackbird livers | 4 | 46.8 | 33 - 53 | 85.8 | 3 | 6.8 | 3.7 - 10 | 9.92 | 39.94 | 0.034 |
| Red-winged blackbird eggs | 6 | 17.4 | 13.2 - 22 | 11.93 | 13 | 3 | 2.4 - 3.6 | 0.10 | 14.34 | 0.001 |

n = number of samples

Δ = Difference in Study Area and Reference Site means

NC = Not Calculated

* Significant Difference ($P < 0.05$)

Selenium concentrations in water samples collected from the pooled water in the irrigated field at the Study Area were lower than those from samples collected from the center pivot irrigator, and the purge storage reservoir (Table 3).

Table 3. Selenium concentrations ($\mu\text{g/L}$) in water collected from the the in-situ uranium mine grassland (Study Site) receiving wastewater via irrigation.

| Site | n | Mean | Range |
|--------------------------------|---|------|-----------|
| Center Pivot Irrigator | 2 | 395 | 340 - 450 |
| Purge Storage Reservoir | 3 | 307 | 260 - 350 |
| Pooled Water at Irrigated Area | 3 | 46 | 32 - 69 |

n = number of samples

Five sediment samples collected from the purge storage reservoir at the uranium mine had selenium concentrations ranging from 7.8 to 38.8 $\mu\text{g/g}$ with a mean of 18.5 $\mu\text{g/g}$. Selenium concentrations >4 $\mu\text{g/g}$ in sediments are considered a high hazard for the aquatic bird food chain (Lemly 1995). Pondweed samples collected from the purge storage reservoir at the uranium mine had selenium concentrations ranging from 434 to 508 $\mu\text{g/g}$ with a mean of 459 $\mu\text{g/g}$. These concentrations are 144 to 169 times higher than the 3 $\mu\text{g/g}$ dietary threshold for potential toxic effects in aquatic migratory birds.

A dandelion sample collected at the Study Area had a selenium concentration of 28 $\mu\text{g/g}$. An alfalfa sample from the Reference Site had 0.41 $\mu\text{g/g}$ of selenium. Selenium concentrations in livers from three lark bunting nestlings collected from one nest in the Study Area had selenium concentrations ranging from 7.8 to 8.8 $\mu\text{g/g}$. A composite sample of the gizzard contents from these three nestlings had 1.6 $\mu\text{g/g}$ of selenium. Selenium concentrations in two composite samples of gizzard contents from red-winged blackbirds were 12 and 83 $\mu\text{g/g}$ at the Study Area and 0.6 and 0.8 at the Reference Site. Three starling eggs (one from each of three nests) collected from the nest boxes placed at the Study Area had a mean selenium concentration of 7 $\mu\text{g/g}$ with a range of 6.2 to 7.9 $\mu\text{g/g}$. One starling egg collected from a nest box at the Reference Site had a selenium concentration of 2.7 $\mu\text{g/g}$. Two western meadowlark eggs (each from two nests) from the Study Area had selenium concentrations of 18 and 28 $\mu\text{g/g}$.

DISCUSSION

Elevated selenium concentrations in water, soil, grasshoppers, and red-winged blackbird eggs and livers collected from the Study Area demonstrate that selenium is being mobilized and bioaccumulated in the food chain. Mean selenium concentrations in soil and water were 5 and 19 times higher, respectively, in the Study Area than at the Reference Site. Mean selenium concentrations in biota were 5.8 to 30 times higher in the Study Area than at the Reference Site.

It is unclear why selenium concentrations in pooled water at the Study Area were significantly lower than waterborne concentrations in the purge storage reservoir and the irrigator. Selenium could be removed from solution and bound to the wet soil/sediments in the pools (Lemly and Smith 1987). Additionally, cattails growing in the pooled water could be removing the selenium from the water as cattails are strong selenium accumulators (Schuler et al. 1990).

Sediment collected from the purge storage reservoir at the uranium mine had selenium concentrations ranging from 7.8 to 38.8 $\mu\text{g/g}$ with a mean of 18.5 $\mu\text{g/g}$. Selenium concentrations $>4 \mu\text{g/g}$ in sediments are considered a high hazard for the aquatic bird food chain (Lemly 1995). The selenium concentrations in the sediment were of the same magnitude as sediment from Goose Lake, a closed basin, at the Kendrick irrigation project near Casper, Wyoming (See et al. 1992) where reproduction in aquatic migratory birds was adversely affected.

Selenium concentrations in pondweed collected from the purge storage reservoir were extremely elevated (434 to 508 $\mu\text{g/g}$). These concentrations were four to five times higher than the maximum concentration of 104 $\mu\text{g/g}$ reported for pondweed from several irrigation projects in the western United States by the Department of Interior's National Irrigation Water Quality Program (NIWQP). The NIWQP investigated irrigation-induced selenium contamination in the western United States. Selenium concentrations in pondweed were also almost twice as high as those reported by Schuler et al. (1990) for widgeon grass (*Ruppia maritima*) at Kesterson Reservoir in California. Heinz et al. (1987 and 1989) found that selenomethionine concentrations of 15 to 20 $\mu\text{g/g}$ in the diet of mallards resulted in mortality. It is unknown if waterfowl have a taste aversion to the pondweed at the purge storage reservoir due to the extremely high concentrations of selenium or if they are consuming enough of this pondweed to suffer mortality or other chronic effects. The limited amount of bird use observed at this reservoir suggests that a low number of waterfowl would be exposed if they feed on the pondweed. Observations on bird use at the purge storage reservoir by mine personnel also show that waterfowl do not use the pond for any substantial amount of time (Bill Kearney, Environmental Superintendent, Power Resources, Glenrock, WY, personal communications, February 28, 2000).

Arsenic concentrations in pondweed also were at the level of concern of 2 to 5 $\mu\text{g/g}$ (U.S. Dept. Interior 1998). Boron concentrations in pondweed ranged from 26 to 236 $\mu\text{g/g}$ dry weight with a mean concentration of 134 $\mu\text{g/g}$. Dietary levels as low as 30 $\mu\text{g/g}$ and fed to adult mallards adversely affected the growth rate of their ducklings (Smith and Anders 1989). Hoffman et al. (1990) reported reduced growth in female mallard ducklings fed diets containing 100 $\mu\text{g/g}$ of boron.

The mean total soil selenium at both the Study Area and the Reference Site (3.1 and 0.63 $\mu\text{g/g}$, respectively) exceeded the mean concentration for soils in the western United States (0.23 $\mu\text{g/g}$);

however, the selenium concentration ranges were within those reported for western U.S. soils (Shacklette and Boerngen 1984). The mean total soil selenium at the Study Area was comparable to soil from several sites from the Kendrick irrigation project near Casper, Wyoming that had total selenium $> 2 \mu\text{g/g}$ (See et al. 1992). Soils with total selenium concentrations $> 2 \mu\text{g/g}$ are usually associated with selenosis in livestock (Thorton 1981).

Mean selenium concentrations in grasses from the Study Area were 30 times higher than at the Reference Site and were four times higher than the concentrations in the soil. Grasses are selenium nonaccumulators and generally contain $< 25 \mu\text{g/g}$ of selenium (Wu 1998). Selenium in the soil is usually available as selenate and selenite, both of which are absorbed by grasses and transformed into organic selenium compounds such as selenomethionine (Wu 1998) which is highly available and toxic to birds (Heinz 1996, Heinz et al. 1989).

Selenium concentrations in grasshoppers from the Study Area were 18 times higher than the Reference Site and were equivalent to the concentrations found in the grasses. Mean selenium concentrations in grasshoppers from the Study Area were twice as high as the concentrations reported by Santolo and Yamamoto (1999) from grasshoppers at selenium-contaminated grasslands at Kesterson Reservoir in California; however, the maximum selenium concentration at the mine did not exceed that reported at Kesterson. Grasshoppers bioaccumulate the selenium from the vegetation at the Study Area. The grasshoppers in turn are consumed by birds inhabiting the Study Area. Two composite samples of gizzard contents from several red-winged blackbirds collected from the Study Area had selenium concentrations of 12 and 83 $\mu\text{g/g}$ which shows that the birds are ingesting elevated selenium. Excess selenium consumed by female birds is usually incorporated into their eggs (O'Toole and Raisbeck 1998). Elevated selenium substitutes sulfur in proteins formed in the cells which disrupts the normal development of the embryo and leads to terata and mortality (Ohlendorf and Hothem 1995, O'Toole and Raisbeck 1998).

The range of selenium concentrations in red-winged blackbird eggs from the uranium mine (13.2 to 22 $\mu\text{g/g}$) was similar to or slightly higher than those reported for the same species and matrix from several irrigation projects in the western United States by the NIWQP. Selenium concentrations in red-winged blackbird eggs reported by the NIWQP ranged from 2 to 18 $\mu\text{g/g}$. Red-winged blackbird eggs collected from the Uncompahgre Irrigation Project in western Colorado, an area with elevated selenium, had selenium concentrations ranging from 4 to 18 $\mu\text{g/g}$. Selenium at these irrigation projects was mobilized by irrigation of seleniferous soils with resultant bioaccumulation by fish and wildlife (Seiler 1996). The mean selenium concentration in red-winged blackbird eggs from the uranium mine (17.4 $\mu\text{g/g}$) was also higher than the 11.1 $\mu\text{g/g}$ mean value reported for red-winged blackbird eggs reported at Martin Reservoir in Texas (King 1988 and Skorupa 1998). Reduced egg hatchability was reported in the red-winged blackbird eggs at Martin Reservoir; however, it is unclear if it was associated with the elevated selenium concentrations (J. Skorupa, U.S. Fish and Wildlife Service, Sacramento, CA. Personal Communications, February 23, 2000). We were unable to determine egg hatchability in red-winged blackbird eggs at the uranium mine site due to the low number of nests, the confounding effects of a late-season snow storm and possibly nest predation and/or observer disturbance. Nests at the reference site were successful as this site did not receive as much snow during the June 4th storm. Additionally, the blackbird nests were located on a small marsh and received greater protection from predators. All red-winged blackbird eggs collected from

the uranium mine contained concentrations of selenium (13.2 to 22 $\mu\text{g/g}$) well above the threshold ($>8 \mu\text{g/g}$) known to be reproductively toxic to sensitive bird species (Lemly 1993, Ohlendorf et al. 1993, Heinz 1996). It should be noted that the reproductive toxicity threshold for red-winged blackbirds is unknown.

Selenium concentrations in western meadowlark eggs were slightly higher than the range reported for the same species at selenium-contaminated grasslands at Kesterson Reservoir in California by G.M. Santolo (G.M. Santolo, CH2M Hill, Sacramento, CA. Personal Communications, August 1999) (3.9 to 17 $\mu\text{g/g}$) and by Ohlendorf and Hothem (1995) (9.7 to 24 $\mu\text{g/g}$). Selenium concentrations in western meadowlark eggs (18 and 28 $\mu\text{g/g}$, $n=2$) also exceeded the toxic threshold of 8 $\mu\text{g/g}$ for sensitive species of birds; however, the sensitivity of meadowlarks to selenium is unknown.

Selenium concentrations in livers from red-winged blackbirds collected from the Study Area were nearly seven times higher than the Reference Site and higher than those reported by the NIWQP for livers from blackbirds collected from the Los Pinos River in southwestern Colorado (4.2 to 6.8 $\mu\text{g/g}$) and from red-winged blackbirds collected from the lower Gila River in Arizona in 1994 and 1995 (8 to 14 $\mu\text{g/g}$) (Kirke King, U.S. Fish and Wildlife Service, personal communications, Nov. 1999).

MANAGEMENT IMPLICATIONS

Mobilization and bioaccumulation of selenium and its potential adverse effects on fish and migratory birds have been intensively documented in irrigation projects throughout the western United States as well as in reservoirs and wetlands receiving selenium contaminated water from industrial sites such as coal-fired power plants and oil refineries (Skorupa 1998). Our study shows that application of in situ uranium mine wastewater containing elevated selenium on a grassland can lead to bioaccumulation of this element in the food chain. Although we were unable to determine if the elevated selenium concentrations were causing impaired reproduction or other effects on the resident songbirds inhabiting the irrigated grassland at the mine, we did document elevated selenium concentrations in red-winged blackbird eggs comparable to those associated with reduced hatchability in the same species at Martin Reservoir, Texas (Skorupa 1998). A controlled egg hatchability study using an incubator and eggs from birds nesting at the Study Area and the Reference Site may help in determining if the elevated selenium concentrations are causing impaired reproduction in red-winged blackbirds as well as lark buntings and meadowlarks.

Based on the results of this study efforts should be made to discourage red-winged blackbirds from nesting at the area irrigated with in situ uranium mine wastewater. Selenium concentrations in red-winged blackbird eggs were at levels suspected of causing reduced hatchability in this species. Red-winged blackbirds can be discouraged from nesting at the irrigated area by preventing the ponding of water and the growth of cattails. Although bioaccumulation of selenium was documented in lark buntings and western meadowlarks, the effects of this trace element on these grassland bird species are unknown. Additional study is needed to determine the sensitivity of these species to selenium.

LITERATURE CITED

- Besser, J.M.; T.J. Canfield; and T.W. LaPoint. 1993. Bioaccumulation of organic and inorganic selenium in a laboratory food chain. *Environ. Toxicol. Chem.* 12:57-72.
- Boon, D.Y. 1989. Potential selenium problems in Great Plains soils. *In* L.W. Jacobs, ed. Selenium in agriculture and the environment. American Society of Agronomy, Inc, and Soil Science Society of America. SSSA Special Pub. No. 23. Madison, WI. pp: 107-121.
- Eisler, R. 1985. Selenium hazards to fish, wildlife, and invertebrates: A synoptic review. U.S. Fish & Wildl. Service Biol. Rept. 85(1.5), Washington, DC. 57 pp.
- Fairbrother, A. and J. Fowles. 1990. Subchronic effects of sodium selenite and selenomethionine on several immune functions in mallards. *Arch. Environ. Contam. Toxicol.* 19:836-844.
- Hamilton, S.J., K.J. Buhl, N.L. Faerber, R.H. Wiedmeyer, and F.A. Bullard. 1990. Toxicity of organic selenium in the diet to Chinook salmon. *Environ. Toxicol. Chem.* 9:347-358.
- Heinz, G.H.; D.J. Hoffman; A.J. Krynitsky; and D.M.G. Weller. 1987. Reproduction in mallards fed selenium. *Environ. Toxicol. and Chem.* 6:423-33.
- Heinz, G. H.; D.J. Hoffman; and L.G. Gold. 1989. Impaired reproduction of mallards fed an organic form of selenium. *Journal of Wildlife Management* 53(2):418-28.
- Heinz, G.H.; G.W. Pendleton; A.J. Krynitsky; and L.G. Gold. 1990. Selenium accumulation and elimination in mallards. *Arch. Environ. Contam. Toxicol.* 19:374-379.
- Heinz, G.H. 1996. Selenium in birds. Pages 447-458 *In* W.N. Beyer, G.H. Heinz, and A.W. Redmon-Norwood. Environmental contaminants in wildlife - interpreting tissue concentrations. Lewis Publishers, New York.
- Hoffman, D. J., M. B. Camardese L. J. LeCaptain, and G. W Pendleton. 1990. Effects of boron on growth and physiology in mallard ducklings. *Environ. Toxicol. Chem.* 9:335-346.
- Hossner, L.R., H.J. Woodard, and J. Bush. 1992. Growth and selenium uptake of range plants propagated in uranium mine soils. *Jour. Plant Nutr.* 15(12):2743-2761.
- King, K. 1988. Elevated selenium concentrations are detected in wildlife near a power plant. U.S. Fish & Wildlife Service. Research Information Bull. No. 88-31. 2 pp.
- Lemly, A.D. 1993. Teratogenic effects of selenium in natural populations of freshwater fish. *Ecotoxicol. Environ. Saf.* 26:181-204.

- Lemly, A.D. 1995. A protocol for aquatic hazard assessment of selenium. *Ecotoxicol. Environ. Safety*. 32:280-288.
- Lemly, A.D. and G.J. Smith. 1987. Aquatic cycling of selenium: implications for fish and wildlife. U.S. Fish and Wildlife Service. Fish & Wildl. Leaflet 12. Washington, D.C. 10 pp.
- O'Toole, D. and M.F. Raisbeck. 1998. Magic numbers, elusive lesions: comparative pathology and toxicology of selenosis in waterfowl and mammalian species. Pages 355-395. *In* W. T. Frankenberger, Jr. and R. A. Engberg, eds. *Environmental chemistry of selenium*. Marcel Dekker, Inc., New York.
- Ohlendorf, H.M., D.J. Hoffman, M.K. Saiki, and T.W. Aldrich. 1986. Embryonic mortality and abnormalities of aquatic birds: apparent impacts of selenium from irrigation drainwater. *Sci. Total Environ.* 52:49-63.
- Ohlendorf, H.M., A.W. Kilness, J.L. Simmons, R.K. Stroud, D.J. Hoffman, and J.F. Moore. 1988. Selenium toxicosis in wild aquatic birds. *J. Toxicol. Environ. Health.* 24: 67-92.
- Ohlendorf, H.M., J.P. Skorupa, M.K. Saiki, and D.A. Barnum. 1993. Food-chain transfer of trace elements to wildlife. *In*: R.G. Allen and C.M.U., eds., *Management of Irrigation and Drainage Systems: Integrated Perspectives*. Proceedings of the 1993 National Conference on Irrigation and Drainage Engineering. Park City, Utah; July 21-23, 1993. American Society of Civil Engineers, New York, New York. pp. 596-603.
- Ohlendorf, H.M. and R.L. Hothem. 1995. Agricultural drainwater effects on wildlife in central California. Pages 577-595 *in* Handbook of ecotoxicology. D.J. Hoffman; B.A. Rattner; G.A. Burton, Jr.; and J. Cairns, Jr. eds. Lewis Publishers, New York.
- Peterle, T.J. 1991. *Wildlife Toxicology*. Van Nostrand Reinhold. New York. 322 pp.
- Raisbeck, M.F., D.O. O'Toole, R.A. Schamber, E.L. Belden, and L.J. Robinson. 1996. Toxicological evaluation of a high selenium hay diet in captive pronghorn on antelope. *Jour. Wildl. Diseases.* 32(1):9-16.
- Saiki, M.K. and R.S. Ogle. 1995. Evidence of impaired reproduction by western mosquitofish inhabiting seleniferous agricultural drainwater. *Trans. Am. Fish. Soc.* 124:578-587.
- Santolo, G.M., and J.T. Yamamoto. 1999. Selenium in blood of predatory birds from Kesterson Reservoir and other areas in California. *J. Wildl. Mange.* 63(4):1273-1281.
- Schuler, C.A.; R.G. Anthony and H.M. Ohlendorf. 1990. Selenium in wetlands and waterfowl foods at Kesterson Reservoir, California, 1984. *Arch. Environ. Contam. Toxicol.* 19: 845-853.

- See, R.B.; D.L. Naftz; D.A. Peterson; J.G. Crock; J.A. Erdman; R.C. Severson; P. Ramirez, Jr., and J.A. Armstrong. 1992. Detailed study of selenium in soil, representative plants, water, bottom sediment, and biota in the Kendrick Reclamation Project Area, Wyoming, 1988-90. U.S. Geol. Survey Water Resources Investigations Report 91-4131. 142 pp.
- Seiler R.L. 1996. Synthesis of data from studies by the National Irrigation Water-Quality Program. Water Resources Bulletin 32(6):1233-45.
- Shacklette, H.T. and J.G. Boerngen. 1984. Element concentrations in soils and other surficial materials of the conterminous United States. U.S.G.S Professional paper 1270. 105pp.
- Skorupa, J.P. and H.M. Ohlendorf. 1991. Contaminants in drainage water and avian risk thresholds. Pages 345-368. *In* A. Dinar and D. Zilberman, eds., *The Economics and Management of Water and Drainage in Agriculture*. Kluwer Academic Publishers. Norwell, Massachusetts.
- Skorupa, J.P. 1998. Selenium poisoning of fish and wildlife in nature: lessons from twelve real-world examples. Pages 315-354 *In* W. T. Frankenberger, Jr. and R. A. Engberg, eds. *Environmental chemistry of selenium*. Marcel Dekker, Inc., New York.
- Smith, G. J., and V. P. Anders. 1989. Toxic effects of boron on mallard reproduction. *Environ. Toxicol. Chem.* 8:943-950.
- Thorton, I. 1981. Geochemical aspects of the distribution and forms of heavy metals in soils. *In* N.W. Lepp ed. *Effect of heavy metal pollution on plants*. Vol. 2. *Metals in the environment*. Applied Sci. Publ. New Jersey. 257 pp.
- U.S. Department of the Interior. 1998. Guidelines for interpretation of the biological effects of selected constituents in biota, water, and sediment. National Irrigation Water Quality Program Inf. Rep. No. 3. 198 pp.
- Wu, L.L. 1998. Selenium accumulation and uptake by crop and grassland plant species. Pages 657-686. *In* W. T. Frankenberger, Jr. and R. A. Engberg, eds. *Environmental chemistry of selenium*. Marcel Dekker, Inc., New York.

Appendix
Analytical Results

USFWS - Region 6 - Environmental Contaminants Report - R6/715C/00

Appendix A. Trace elements (in µg/L) in water collected from the Highland Uranium In Situ Mine irrigated area and a reference site, Smith Ranch, Converse County, Wyoming.

| Sample ID | Study Area | | | | | | | | Reference Site | |
|----------------|--------------|--------------|--------------|--------------|--------------|--------------|----------------|----------------|----------------|----------------|
| | PRIWATR1 | PRIWATR2 | PRIWATR3 | PRIWATR4 | PRIWATR5 | PRIWATR6 | PRIWATR7 | PRIWATR8 | REFWATR2 | REFWATR6 |
| Date Collected | 30 June 1998 | 30 June 1998 | 30 June 1998 | 30 June 1998 | 30 June 1998 | 30 June 1998 | 11 August 1998 | 11 August 1998 | 14 July 1998 | 11 August 1998 |
| Element | PRI-Pool | PRI-Pivot | PRI-Pond | PRI-Pivot | PRI-Pool | PRI-Pond | PRI-Pond | PRI-Pool | Smith Ranch | Smith Ranch |
| Al | 310 | 85 | 730 | 3150 | 330 | 720 | 90 | 330 | <30.0 | <50 |
| As | 1 | 2.5 | 2.2 | 5.5 | 1.9 | 2.2 | 2.6 | 3.5 | 0.9 | 1 |
| B | 180 | 130 | 140 | 160 | 190 | 150 | 130 | 170 | 81 | 75 |
| Ba | 118 | 124 | 131 | 320 | 136 | 128 | 223 | 149 | 20 | 21 |
| Be | <0.2 | 0.3 | <0.2 | 0.3 | 0.3 | 0.3 | <0.2 | <0.2 | <0.2 | 0.4 |
| Cd | 0.91 | <0.1 | 0.2 | 1.1 | 0.4 | 0.38 | <0.1 | <0.1 | <0.1 | <0.1 |
| Cr | <0.9 | <0.9 | <0.9 | 3.1 | <0.9 | 0.001 | 1 | 1 | <0.9 | <0.9 |
| Cu | 11 | 4 | 3 | 268 | 8.3 | 3 | <2 | 3 | <2.00 | <2 |
| Fe | 1210 | 58 | 350 | 8960 | 483 | 410 | 53 | 910 | 110 | 130 |
| Hg | <0.2 | <0.2 | <0.2 | <0.2 | <0.2 | <0.2 | <0.4 | <0.4 | <0.2 | <0.4 |
| Mg | 97900 | 82100 | 84300 | 85000 | 111000 | 83200 | 87700 | 162000 | 18400 | 17800 |
| Mn | 356 | 118 | 160 | 757 | 385 | 175 | 107 | 1430 | 47 | 43 |
| Mo | <5 | <5 | <5 | <5 | <5 | <5 | <5 | <5 | <5 | <5 |
| Ni | 16 | 20 | 21 | 55 | 27 | 21 | 22 | 28 | 1.1 | <3 |
| Pb | 1.5 | <0.09 | 0.2 | 157 | 1.1 | 0.52 | 0.41 | 0.79 | 3.5 | <0.09 |
| Se | 32 | 340 | 350 | 450 | 69 | 310 | 260 | 37 | 28 | 1 |
| Sr | 4110 | 3590 | 3690 | 3890 | 4780 | 3640 | 3950 | 6230 | 690 | 679 |
| V | 6 | 5 | 5 | 22 | 8.8 | 6.2 | 8 | 13 | <2 | 6 |
| Zn | 24 | 4.6 | 8.7 | 7410 | 15 | 23 | <6 | <6 | 12 | <6 |

USFWS - Region 6 - Environmental Contaminants Report - R6/715C/00

Appendix B. Trace elements (in $\mu\text{g/g}$ dry weight) in soil collected from the Highland Uranium In Situ Mine irrigated area and a reference site, Smith Ranch, Converse County, Wyoming.

| Element | Study Area | | | | | Reference Site | | | | |
|---------|------------|----------|----------|----------|----------|----------------|----------|----------|----------|----------|
| | PRISOIL1 | PRISOIL2 | PRISOIL3 | PRISOIL4 | PRISOIL5 | REFSOIL1 | REFSOIL2 | REFSOIL3 | REFSOIL4 | REFSOIL5 |
| Al | 13700 | 9900 | 18800 | 19500 | 17000 | 11600 | 11500 | 11400 | 10100 | 11900 |
| As | 4.1 | 3.4 | 5.1 | 3.8 | 3.6 | 3.7 | 3.4 | 3.3 | 3.7 | 3.8 |
| B | 1.9 | 2.2 | 2.4 | 3 | 2 | 3.9 | 5.5 | 3 | 3.8 | 4.2 |
| Ba | 110 | 81.1 | 113 | 128 | 148 | 75.8 | 76.1 | 84.5 | 73.5 | 75.5 |
| Be | 1.1 | 0.91 | 1.4 | 1.1 | 1.3 | 0.99 | 0.92 | 1.2 | 0.93 | 1.2 |
| Cd | <.200 | <.100 | <.200 | <.200 | <.200 | 0.3 | 0.3 | 0.3 | 0.3 | <.100 |
| Cr | 27 | 19 | 32 | 28 | 35 | 19 | 17 | 20 | 17 | 16 |
| Cu | 15 | 12 | 17 | 16 | 18 | 15 | 14 | 17 | 15 | 16 |
| Fe | 17300 | 12300 | 21600 | 18400 | 21200 | 13100 | 12500 | 14800 | 12600 | 13200 |
| Hg | 0.017 | 0.012 | 0.019 | 0.018 | 0.022 | 0.012 | 0.012 | 0.016 | 0.015 | 0.015 |
| Mg | 3910 | 2430 | 4570 | 4350 | 5190 | 4000 | 4040 | 4670 | 3910 | 4110 |
| Mn | 220 | 217 | 222 | 216 | 191 | 229 | 223 | 228 | 227 | 224 |
| Mo | <.500 | <.500 | <.500 | <.500 | <.500 | <.500 | <.500 | <.500 | <.500 | <.500 |
| Ni | 15 | 11 | 18 | 16 | 18 | 13 | 13 | 17 | 14 | 15 |
| Pb | 11 | 12 | 13 | 13 | 12 | 13 | 12 | 15 | 13 | 13 |
| Se | 2.6 | 2.8 | 4.2 | 3.2 | 2.9 | 0.81 | 0.55 | 0.58 | 0.64 | 0.56 |
| Sr | 53.5 | 32.2 | 68.1 | 55.9 | 75.7 | 49.1 | 46.3 | 45.8 | 45.1 | 49 |
| V | 32.8 | 23 | 38.9 | 32 | 39.6 | 23 | 21 | 21 | 19 | 20 |
| Zn | 49.8 | 38 | 58.6 | 55.6 | 56.5 | 58 | 57.3 | 66.8 | 55.1 | 60 |

USFWS - Region 6 - Environmental Contaminants Report - R6/715C/00

Appendix C. Trace elements (in µg/g dry weight) in vegetation collected from the Highland Uranium In Situ Mine irrigated area and a reference site, Smith Ranch, Converse County, Wyoming.

| Element | Study Area | | | | | | Reference Site | | | | |
|---------|----------------|-----------|----------|----------------|----------------|----------|----------------|-------------|--------------------|-------------|----------|
| | PRIVEG01 | PRIVEG02 | PRIVEG03 | PRIVEG04 | PRIVEG05 | PRIVEG06 | REFVEG01 | REFVEG02 | REFVEG03 | REFVEG04 | REFVEG05 |
| | Foxtail Barley | Dandelion | Brome | Foxtail Barley | Foxtail Barley | Brome | Brome Grass | Brome Grass | Kentucky Bluegrass | Brome Grass | Alfalfa |
| Al | 10 | 20 | 20 | 20 | 8 | 10 | 20 | 40 | 44 | 42 | 200 |
| As | <.0900 | 0.2 | <.0900 | <.0900 | <.0900 | <.0900 | <.0900 | 0.1 | <.0900 | 0.1 | 0.1 |
| B | 6 | 30 | 9.9 | 5.1 | 5.2 | 11 | 11 | 13 | 12 | 19 | 53 |
| Ba | 12 | 4.4 | 13 | 6.7 | 5.9 | 9 | 33.4 | 34.4 | 14 | 25 | 8.5 |
| Be | <.0200 | <.0200 | <.0200 | <.0200 | <.0200 | <.0200 | <.0200 | <.0200 | <.0200 | <.0200 | <.0200 |
| Cd | <.0200 | 0.34 | 0.082 | <.0200 | <.0200 | 0.04 | 0.081 | 0.15 | 0.09 | 0.11 | 0.18 |
| Cr | 4.5 | <.200 | 2.3 | 3.8 | 4 | 3.2 | 3.2 | 3.2 | 1.6 | 1.9 | 0.5 |
| Cu | 4.9 | 13 | 6.2 | 7.4 | 8.9 | 4.7 | 12 | 34 | 9.9 | 20 | 7.3 |
| Fe | 45 | 61 | 53 | 48 | 42 | 51 | 64 | 72 | 82 | 73 | 165 |
| Hg | 0.01 | 0.02 | 0.01 | 0.01 | <.00900 | 0.01 | 0.01 | <.00900 | 0.01 | 0.01 | <.00900 |
| Mg | 1270 | 3750 | 2220 | 747 | 986 | 1580 | 1740 | 2040 | 2630 | 2170 | 4180 |
| Mn | 74.4 | 135 | 100 | 78.3 | 65.4 | 155 | 60.6 | 48.7 | 69.9 | 48 | 39.4 |
| Mo | 0.7 | <.500 | <.500 | 0.5 | <.500 | <.500 | 2 | 1 | 1 | 3 | 4.5 |
| Ni | 2.1 | 1 | 0.8 | 1.4 | 1.4 | 1.2 | 1.4 | 1 | 1.4 | 0.6 | 2.3 |
| Pb | <.0700 | <.0700 | <.0700 | <.0700 | <.0700 | <.0700 | <.0700 | <.0700 | <.0700 | 0.09 | <.0700 |
| Se | 7.8 | 25 | 9.8 | 15 | 24 | 6.8 | 0.31 | 0.62 | 0.3 | 0.47 | 0.41 |
| Sr | 38.7 | 111 | 79.8 | 32.6 | 25.4 | 53.8 | 36.3 | 40.6 | 31 | 33.4 | 93.4 |
| V | <.800 | <.800 | <.800 | <.800 | <.800 | <.800 | <.800 | <.800 | <.800 | <.800 | <.800 |
| Zn | 15 | 17 | 22 | 18 | 19 | 17 | 25 | 28 | 28 | 25 | 32.8 |

USFWS - Region 6 - Environmental Contaminants Report - R6/715C/00

Appendix D. Trace elements (in µg/g dry weight) in grasshoppers collected from the Highland Uranium In Situ Mine irrigated area and a reference site, Smith Ranch, Converse County, Wyoming.

| Element | Study Area | | | | | Reference Site | | | | |
|---------|------------|----------|----------|----------|----------|----------------|----------|----------|----------|----------|
| | PRIINV01 | PRIINV02 | PRIINV03 | PRIINV04 | PRIINV05 | REFINV01 | REFINV02 | REFINV05 | REFINV06 | REFINV07 |
| Al | 52 | 36 | 38 | 31 | 40 | 230 | 98 | 440 | 520 | 250 |
| As | <.0900 | 0.1 | 0.1 | 0.1 | 0.1 | 0.1 | 0.1 | 0.1 | 0.3 | 0.1 |
| B | 15 | 14 | 16 | 13 | 13 | 19 | 17 | 13 | 14 | 15 |
| Ba | 2.6 | 1.9 | 2 | 1.9 | 2.2 | 3.1 | 2.1 | 3.5 | 4.1 | 2.9 |
| Be | <.0200 | <.0200 | <.0200 | <.0200 | <.0200 | <.0200 | <.0200 | 0.02 | 0.03 | <.0200 |
| Cd | 0.44 | 0.44 | 0.45 | 0.36 | 0.31 | 0.28 | 0.32 | 0.28 | 0.24 | 0.31 |
| Cr | 0.2 | 0.2 | <.200 | <.200 | <.200 | 0.3 | <.200 | 0.5 | 0.5 | 0.5 |
| Cu | 36 | 36 | 39 | 36 | 39 | 28 | 31 | 30 | 28 | 28 |
| Fe | 71 | 63 | 69 | 63 | 71 | 169 | 110 | 261 | 360 | 174 |
| Hg | <.0500 | <.0500 | <.0500 | <.0500 | <.0400 | <.0400 | <.0500 | <.0400 | <.0500 | <.0400 |
| Mg | 1290 | 1250 | 1180 | 1220 | 1230 | 1240 | 1150 | 1140 | 1230 | 1130 |
| Mn | 36.3 | 31 | 29.8 | 31.8 | 33.6 | 12 | 10 | 12 | 13 | 10 |
| Mo | 0.6 | 0.5 | <.500 | 0.7 | <.500 | 1.6 | 2 | 1 | 1 | 1.8 |
| Ni | <.400 | <.400 | 1 | 0.9 | 1 | 1 | 0.9 | 1 | 1 | 1 |
| Pb | <.0700 | <.0700 | <.0700 | <.0700 | <.0700 | <.0700 | <.0700 | 0.1 | 0.1 | <.0700 |
| Se | 11 | 20 | 13 | 11 | 11 | 0.78 | 0.75 | 0.6 | 0.87 | 0.65 |
| Sr | 25.7 | 31.6 | 25.9 | 24.9 | 25.8 | 17.7 | 18.1 | 16.6 | 16.1 | 16.8 |
| V | <.800 | <.800 | <.800 | <.800 | <.800 | <.800 | <.800 | 1 | 1 | <.800 |
| Zn | 136 | 134 | 146 | 140 | 144 | 140 | 131 | 142 | 147 | 143 |

USFWS - Region 6 - Environmental Contaminants Report - R6/715C/00

Appendix E. Trace elements (in µg/g dry weight) in livers from Red-winged Blackbird collected from the Highland Uranium In Situ Mine irrigated area and a reference site, Smith Ranch, Converse County, Wyoming.

| Element | Study Area | | | | Reference Site | | |
|---------|------------|----------|----------|----------|----------------|----------|----------|
| | PRIRWB02 | PRIRWB04 | PRIRWB05 | PRIRWB06 | REFRWB01 | REFRWB05 | REFRWB06 |
| Al | <9.00 | <10.0 | <9.00 | <10.0 | <10.0 | <9.00 | <20.0 |
| As | <.100 | <.100 | <.100 | <.100 | <.100 | <.100 | <.200 |
| B | 13 | 18 | 20 | 25 | 24 | 21 | 48 |
| Ba | <.200 | <.200 | <.200 | <.200 | <.200 | <.200 | <.300 |
| Be | <.0200 | <.0300 | <.0200 | <.0200 | <.0300 | <.0200 | <.0400 |
| Cd | 0.51 | 1.2 | 0.98 | 0.943 | 0.04 | 0.82 | 0.45 |
| Cr | 0.3 | <.200 | <.200 | 0.1 | 0.4 | <.200 | 0.4 |
| Cu | 19 | 25 | 18 | 18 | 27 | 18 | 18 |
| Fe | 303 | 989 | 1150 | 571 | 1320 | 784 | 1200 |
| Hg | 0.22 | 0.27 | 0.093 | 0.07 | 0.04 | 0.36 | 0.34 |
| Mg | 845 | 745 | 765 | 807 | 815 | 826 | 741 |
| Mn | 4.6 | 4.9 | 5.1 | 6.8 | 2.8 | 3.4 | 4.1 |
| Mo | 3.8 | 4.3 | 3.5 | 3.8 | 2.7 | 3.8 | 3 |
| Ni | <.400 | <.500 | <.400 | <.100 | <.500 | <.400 | <.200 |
| Pb | <.0800 | <.0900 | <.0800 | <.0900 | <.100 | <.0800 | <.200 |
| Se | 51 | 33 | 53 | 50.1 | 3.7 | 6.8 | 10 |
| Sr | 0.35 | 0.42 | 0.3 | 0.2 | 0.78 | 0.2 | <.200 |
| V | <.800 | <1.00 | <.900 | <.900 | <1.00 | <.900 | <2.00 |
| Zn | 77.2 | 85.1 | 81 | 88.4 | 72.8 | 76.5 | 73.3 |

Appendix F. Trace elements (in $\mu\text{g/g}$ dry weight) in livers from Lark Buntings collected from the Highland Uranium In Situ Mine irrigated area, Converse County, Wyoming.

| Element | PRILBNL1 | PRILBNL2 | PRILBNL3 |
|---------|----------|----------|----------|
| Al | <20.0 | <20.0 | <20.0 |
| As | <.200 | <.200 | <.200 |
| B | 72 | 33 | 34 |
| Ba | <.400 | <.400 | <.400 |
| Be | <.0500 | <.0600 | <.0600 |
| Cd | <.0400 | <.0500 | <.0500 |
| Cr | <.400 | <.500 | <.500 |
| Cu | 24 | 25 | 33 |
| Fe | 1250 | 929 | 809 |
| Hg | 0.06 | <.0400 | <.0400 |
| Mg | 813 | 821 | 805 |
| Mn | 4.8 | 4.2 | 5.3 |
| Mo | 4 | 3 | 3 |
| Ni | <.900 | <1.00 | <1.00 |
| Pb | <.200 | <.200 | <.200 |
| Se | 7.8 | 8.8 | 8.6 |
| Sr | 1.5 | 0.4 | 0.4 |
| V | <2.00 | <2.00 | <2.00 |
| Zn | 94.5 | 77.6 | 96 |

Appendix G. Trace elements (in µg/g dry weight) in the gizzard contents from Lark Buntings and Red-winged Blackbirds collected from the Highland Uranium In Situ Mine irrigated area, and a reference site, Smith Ranch, Converse County, Wyoming.

| | PRILBNC1 | PRIRWBC1 | PRIRWBC2 | REFRWBC1 | REFRWBC2 |
|---------|--------------|----------------------|----------------------|----------------------|----------------------|
| Element | Lark Bunting | Red-Winged Blackbird | Red-Winged Blackbird | Red-Winged Blackbird | Red-Winged Blackbird |
| Al | 4150 | 130 | 430 | 890 | 670 |
| As | 1.5 | 0.3 | 0.57 | 0.3 | 3.2 |
| B | 9.4 | 61.3 | 42 | 62 | 62 |
| Ba | 176 | 5.4 | 29.1 | 12 | 7.1 |
| Be | 0.99 | <.0200 | 0.04 | <.0300 | 0.21 |
| Cd | 0.31 | 0.77 | 0.61 | 0.51 | 0.84 |
| Cr | 4 | 0.63 | 1 | 1.9 | 1.3 |
| Cu | 18 | 37 | 26 | 23 | 25 |
| Fe | 2510 | 181 | 354 | 618 | 4560 |
| Hg | <.0500 | <.0500 | <.0700 | <.0700 | <.0800 |
| Mg | 1700 | 1850 | 2640 | 1690 | 1390 |
| Mn | 181 | 82.5 | 179 | 54 | 85.8 |
| Mo | 0.8 | 1 | 2 | 2 | 2 |
| Ni | 1.5 | <.400 | 6.6 | <.600 | <.600 |
| Pb | 2.6 | 0.1 | 0.2 | 1 | 1.4 |
| Se | 1.6 | 12 | 83 | 0.6 | 0.8 |
| Sr | 235 | 42.1 | 146 | 46.3 | 145 |
| V | 5.9 | <.800 | <1.00 | 3 | 4.3 |
| Zn | 120 | 265 | 176 | 210 | 178 |

USFWS - Region 6 - Environmental Contaminants Report - R6/715C/00

Appendix H. Trace elements (in µg/g dry weight) in Red-winged Blackbird eggs collected from the Highland Uranium In Situ Mine irrigated area, and a reference site, Smith Ranch, Converse County, Wyoming.

| Element | Study Area | | | | | | Reference Site | | | | | | | | |
|---------|------------|----------|----------|----------|----------|----------|----------------|----------|----------|----------|----------|----------|----------|----------|----------|
| | PRIRBE01 | PRIRBE02 | PRIRBE03 | PRIRBE04 | PRIRBE05 | PRIRBE06 | REFRBE01 | REFRBE02 | REFRBE03 | REFRBE04 | REFRBE05 | REFRBE06 | REFRBE07 | REFRBE08 | REFRBE09 |
| Al | <4.00 | <3.00 | <4.00 | <5.00 | <10.0 | <10.0 | 35 | <3.00 | <3.00 | <3.00 | <3.00 | <3.00 | <10.0 | <9.00 | <9.00 |
| As | <100 | <100 | <100 | <100 | <100 | <100 | <100 | <100 | <100 | <100 | <100 | <100 | <100 | <100 | <0900 |
| B | <2.00 | <1.00 | <2.00 | <2.00 | 0.9 | <700 | 2 | 2 | 2 | 2 | <1.00 | 2 | 1 | 1 | 1 |
| Ba | 1.3 | 1.6 | 3.6 | 3.5 | 6.9 | 3.4 | 1.3 | 0.58 | 0.96 | 2.1 | 0.44 | 1.9 | 2.1 | 3.3 | 2.5 |
| Be | <.0200 | <.0200 | <.0300 | <.0300 | <.0200 | 0.02 | <.0200 | <.0200 | <.0200 | <.0200 | <.0200 | <.0200 | <.0300 | <.0200 | <.0200 |
| Cd | 0.02 | <.0200 | <.0200 | <.0200 | 0.13 | <.00900 | <.0200 | <.0200 | <.0200 | <.0200 | <.0200 | 0.02 | <.0200 | 0.04 | <.0200 |
| Cr | 0.59 | 0.4 | 0.4 | 0.5 | 0.4 | 0.3 | 0.5 | 0.5 | 0.63 | 0.69 | 0.59 | 0.7 | <200 | 0.5 | 0.4 |
| Cu | 3.7 | 2.9 | 3.3 | 2.6 | 3.1 | 1 | 3.2 | 3.4 | 3.7 | 3.3 | 2.7 | 3.5 | 3.3 | 3.8 | 3.3 |
| Fe | 77 | 121 | 119 | 188 | 180 | 211 | 142 | 132 | 135 | 122 | 104 | 111 | 167 | 146 | 168 |
| Hg | 0.04 | 0.06 | 0.063 | <.0200 | 0.08 | 0.07 | 0.081 | 0.13 | 0.04 | 0.05 | 0.18 | 0.16 | 0.06 | 0.062 | 0.06 |
| Mg | 377 | 435 | 423 | 426 | 344 | 443 | 505 | 591 | 360 | 511 | 405 | 519 | 399 | 478 | 498 |
| Mn | 5.3 | 4.5 | 3.1 | 5.2 | 4 | 6.1 | 4.2 | 3.4 | 5.4 | 3.8 | 3.2 | 4.6 | 3.9 | 2.4 | 3 |
| Mo | <1.00 | <900 | <1.00 | <1.00 | <800 | <700 | <1.00 | <900 | <900 | <900 | 1 | <900 | <600 | <600 | <600 |
| Ni | <400 | <400 | <400 | <500 | <100 | <100 | <400 | <400 | <400 | <400 | <400 | <400 | <500 | <400 | <400 |
| Pb | 0.67 | <.0700 | <.0800 | <.100 | <.100 | <.100 | <.0700 | <.0700 | <.0700 | <.0700 | <.0700 | <.0700 | <.0900 | <.0800 | <.0800 |
| Se | 15 | 20 | 15 | 13.2 | 22 | 19 | 3 | 3.1 | 2.7 | 2.7 | 3.3 | 3 | 2.4 | 3.1 | 3.2 |
| Sr | 9.29 | 10.7 | 10.2 | 9.84 | 9.2 | 17.4 | 16.3 | 24.5 | 8.07 | 16.9 | 5.84 | 19.6 | 8 | 10.6 | 16.8 |
| V | <400 | 0.7 | <500 | <600 | <1.00 | <1.00 | <400 | <400 | <400 | <400 | <400 | 0.5 | <900 | <800 | <800 |
| Zn | 52 | 55.6 | 61.2 | 81 | 62.3 | 75.2 | 76.3 | 70.8 | 71.7 | 72.9 | 60.4 | 77.1 | 66.3 | 73.3 | 66.1 |

Appendix I. Trace elements (in µg/g dry weight) in Western meadowlark and European starling eggs collected from the Highland Uranium In Situ Mine irrigated area, and a reference site, Smith Ranch, Converse County, Wyoming.

| Element | Study Area | | | | | Reference Site |
|---------|--------------------|--------------------|-------------------|-------------------|-------------------|-------------------|
| | PRIWME01 | PRIMLE02 | PRISTE01 | PRISTE03 | PRISTE05 | REFSTE01 |
| | Western Meadowlark | Western Meadowlark | European Starling | European Starling | European Starling | European Starling |
| Al | <3.00 | <3.00 | <4.00 | <3.00 | 14 | <9.00 |
| As | <.100 | <.100 | <.100 | <.100 | <.100 | <.100 |
| B | <1.00 | 2 | <2.00 | <1.00 | 2 | <.600 |
| Ba | 9.89 | 8.45 | 16.7 | 14.1 | 8.9 | 2 |
| Be | <.0200 | <.0200 | <.0200 | <.0200 | <.0200 | <.0200 |
| Cd | <.0200 | <.0200 | <.0200 | <.0200 | <.0200 | <.0200 |
| Cr | <.200 | 0.66 | 0.3 | 0.4 | <.200 | 0.5 |
| Cu | 4.2 | 5.1 | 3.1 | 3.1 | 2.5 | 3.1 |
| Fe | 83.1 | 77 | 114 | 106 | 152 | 110 |
| Hg | 0.03 | 0.05 | 0.1 | 0.11 | 0.087 | 0.072 |
| Mg | 505 | 858 | 411 | 456 | 458 | 429 |
| Mn | 2.7 | 2.3 | 4.7 | 4.1 | 3.9 | 4 |
| Mo | <.900 | <.900 | <1.00 | <.900 | <.900 | 0.8 |
| Ni | <.400 | <.400 | <.400 | <.400 | <.400 | <.400 |
| Pb | <.0700 | <.0700 | <.0800 | <.0700 | <.0700 | 0.2 |
| Se | 18 | 28 | 6.2 | 7.1 | 7.9 | 2.7 |
| Sr | 14.7 | 49.6 | 14.8 | 16.6 | 13.3 | 9.1 |
| V | <.400 | 0.5 | <.500 | 0.6 | <.400 | <.800 |
| Zn | 65.9 | 54.1 | 59.8 | 50.7 | 53 | 48 |

Appendix J. Trace elements (in µg/g dry weight) in sediment collected from the Purge Storage Reservoir # 1, Highland Uranium In Situ Mine, Converse County, Wyoming.

| Element | PRISOIL1 | PRISED02 | PRISED03 | PRISED04 | PRISED05 |
|---------|----------|----------|----------|----------|----------|
| Al | 11800 | 14000 | 14200 | 12900 | 18600 |
| As | <0.02 | <0.02 | <0.02 | <0.02 | <0.02 |
| B | <0.4 | <0.4 | <0.4 | <0.4 | <0.4 |
| Ba | 114 | 329 | 87.8 | 87 | 66.6 |
| Be | <0.08 | <0.08 | <0.08 | <0.08 | <0.08 |
| Cd | <0.3 | <0.3 | <0.3 | <0.3 | <0.3 |
| Cr | 59.4 | 37.8 | 96.9 | 82.3 | <0.8 |
| Cu | 12.6 | 15.8 | 13.3 | 9.75 | 21.5 |
| Fe | 16700 | 20600 | 14800 | 15200 | 21900 |
| Hg | <0.02 | <0.02 | <0.02 | <0.02 | <0.02 |
| Mg | 2700 | 3730 | 2780 | 3140 | 3840 |
| Mn | 178 | 350 | 161 | 127 | 195 |
| Mo | <0.5 | <0.5 | <0.5 | <0.5 | <0.5 |
| Ni | 14.1 | 3.43 | 5.57 | 15 | 13.1 |
| Pb | <2 | <2 | <2 | <2 | <2 |
| Se | 16 | 38.8 | 7.81 | 11.5 | 18.2 |
| Sr | 104 | 226 | 75.4 | 74.5 | 76.7 |
| V | 14.8 | 20.9 | 22.1 | 21.5 | 14.4 |
| Zn | 49.8 | 56.5 | 47.3 | 47 | 57.7 |

USFWS - Region 6 - Environmental Contaminants Report - R6/715C/00

Appendix K. Trace elements (in µg/g dry weight) in pondweed collected from the Purge Storage Reservoir # 1, Highland Uranium In Situ Mine, Converse County, Wyoming.

| Element | PRIAVEG1 | PRIAVEG2 | PRIAVEG3 | PRIAVEG4 | PRIAVEG5 | PRIAVEG6 | PRIAVEG7 | PRIAVEG8 |
|---------|----------|----------|----------|----------|----------|----------|----------|----------|
| Al | 4190 | 3490 | 5630 | 3310 | 8280 | 2370 | 4080 | 4140 |
| As | 2.7 | 2 | 2.4 | 1.7 | 3.4 | 3.7 | 3 | 3 |
| B | 72.8 | 133 | 96 | 218 | 26 | 191 | 236 | 99.4 |
| Ba | 226 | 198 | 203 | 215 | 293 | 206 | 194 | 236 |
| Be | 0.08 | 0.1 | 0.1 | 0.09 | 0.27 | 0.09 | 0.1 | 0.1 |
| Cd | 0.1 | 0.1 | 0.1 | 0.1 | 0.1 | 0.1 | 0.1 | 0.1 |
| Cr | 3 | 3.4 | 4.7 | 3 | 10.1 | 2.9 | 6.3 | 6.2 |
| Cu | 2.9 | 3.2 | 4 | 5 | 5.5 | 3.3 | 5 | 4.4 |
| Fe | 2020 | 1630 | 2510 | 2020 | 4280 | 1120 | 1620 | 2270 |
| Hg | 0.013 | 0.014 | 0.014 | 0.016 | 0.027 | 0.008 | 0.016 | 0.018 |
| Mg | 4740 | 5170 | 5330 | 5500 | 4580 | 6110 | 5650 | 5100 |
| Mn | 2200 | 1930 | 2300 | 1820 | 2020 | 2560 | 3060 | 2470 |
| Mo | 1 | 2 | 1 | 4 | <.900 | 2 | 2 | 1 |
| Ni | 17.7 | 14.7 | 18.9 | 17.3 | 19.9 | 25.6 | 30.6 | 20.1 |
| Pb | 1.69 | 1.91 | 2.18 | 1.87 | 4.82 | 1.14 | 1.68 | 2.29 |
| Se | 466 | 434 | 438 | 452 | 450 | 508 | 473 | 503 |
| Sr | 891 | 784 | 805 | 680 | 783 | 939 | 819 | 919 |
| V | 9.3 | 8.2 | 11 | 10 | 11 | 9.3 | 12 | 9.6 |
| Zn | 26.8 | 29.3 | 32 | 34.8 | 28.6 | 32.8 | 41.9 | 29.6 |