

A thick, dark blue horizontal bar with a white arrow pointing to the right, partially overlapping the bar from the left.

## Driving Energy Savings in the Supply Chain

Better Buildings Summit  
May 28, 2015

# Speakers

- Catherine Potter, Director of Global Environmental Affairs, Johnson Controls
- Paul Bertram, Director of Environment and Sustainability, Kingspan Insulated Metal Panels
- Michael Muller, Director—Center for Advanced Energy Systems, Rutgers University



Hands-on Guidance. Measurable Results.

# SUPPLIER EFFICIENCY PROGRAM





Reaching outside our walls

# SUPPLIER EFFICIENCY PROGRAM

## WHAT

A scalable education and training platform that helps suppliers reduce their energy use and costs

## HOW

Johnson Controls adapted its successful Energy Hunt Program into training materials for suppliers that help reduce energy use and costs

## WHO

Johnson Controls' trained Energy Champions work directly with Johnson Controls suppliers

 GOAL

25%

Reduction in  
Energy Intensity  
(2009 to 2019)



PROGRESS TO DATE

21%

Cumulative  
(vs. baseline)



BUILDING ON OUR SUCCESS



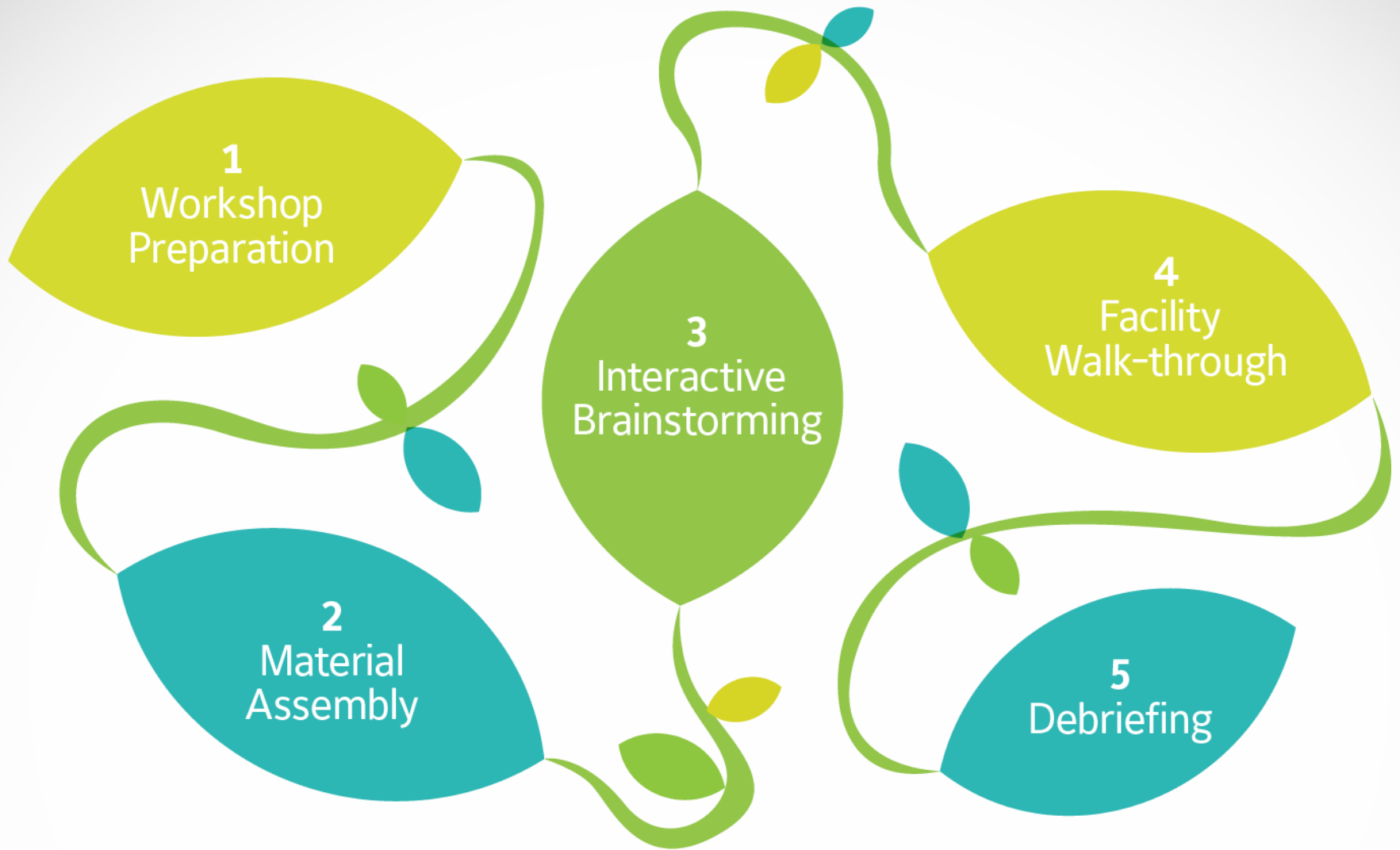
# CREATING A RIPPLE EFFECT

# UNCOVERING OPPORTUNITY

Example Facility Improvement Measures

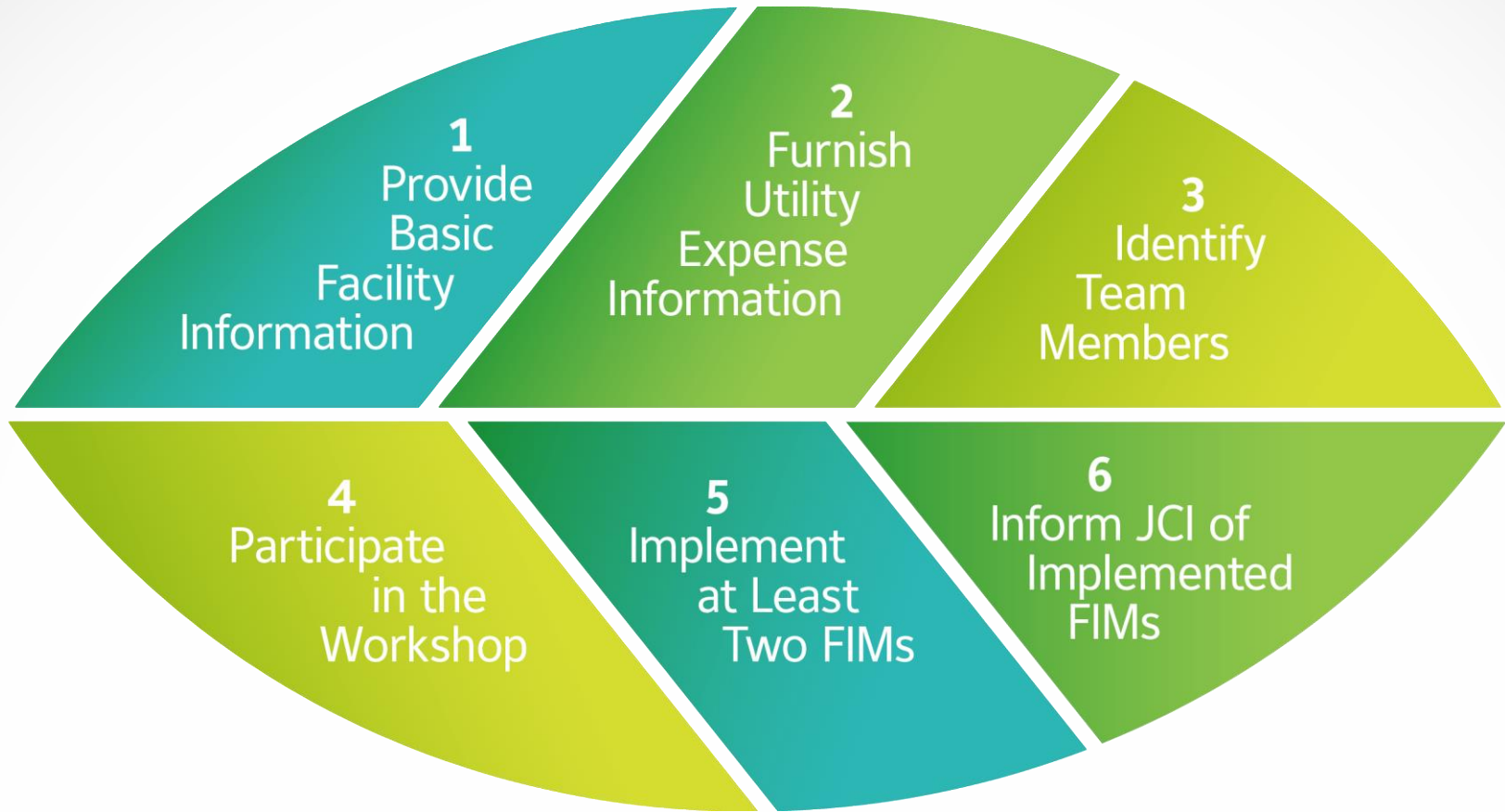
EMPLOYEE AWARENESS  
& ENGAGEMENT  
ENERGY MANAGEMENT  
EQUIPMENT SCHEDULING  
LIGHTING  
HVAC  
COMPRESSED AIR





# ELEMENTS OF THE PROGRAM





# SUPPLIER RESPONSIBILITIES

As a participant of the Program



MEASUREABLE RESULTS



Where they started

# CASE STUDY: WOLVERINE TUBE



Preferred Supplier

20+  
Years

325 Thousand  
Square  
Feet

575  
Employees

Copper Tubing and other  
Heat Transfer Products

Shawnee, OK



36 Year-old  
Manufacturing  
Facility

CARBON  
DISCLOSURE  
PROJECT Supply Chain  
Responder  
Since 2009

# CORE TEAM

Energy Hunt Participation





What they achieved

# CASE STUDY: WOLVERINE TUBE



COMPRESSED  
AIR SYSTEM

3% Electric  
baseline  
SAVED



TURN IT OFF  
PROGRAM

1.5% Electric  
baseline  
SAVED



WATER  
LEAKS

1% Water  
baseline  
SAVED



A GREAT PROGRAM!

Drove our costs down without capital expense.

Changed our culture regarding how we look at energy.

Since this program, we have looked at six other energy savings opportunities.



Mark Brown  
Engineering Manager Wolverine Tube



TIM  
RAYBURN  
Director, Global  
Procurement, Supplier  
Sustainability  
timothy.m.rayburn@jci.com

CATHERINE  
POTTER  
Director, Global  
Environmental  
Affairs  
catherine.potter@jci.com



# *Light Industrial Net Zero Energy*

*The Business Case*

**Paul Bertram,** FCSI, CDT, LEED AP

**Director: Environment, Sustainability Government Affairs**



Insulated Metal Panels





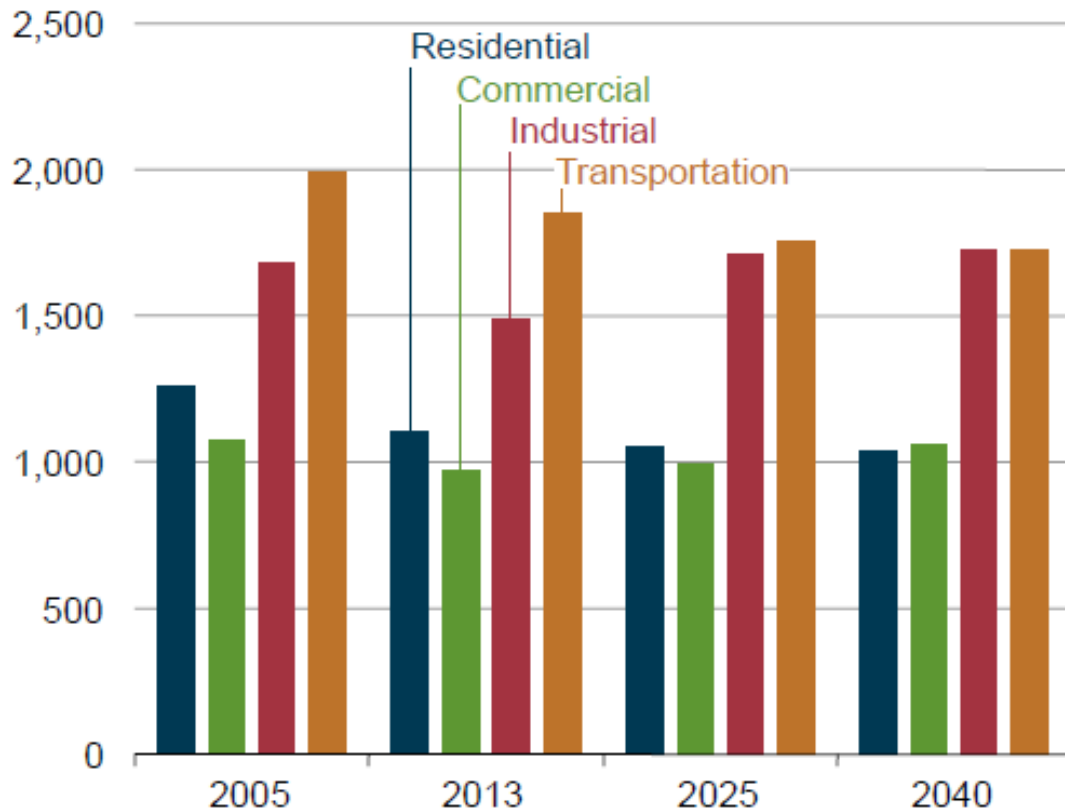
# Learning Objectives:

- Kingspan's Global 2020 Net Zero Energy goal
- Market drivers and the business case
- Establishing the Net Zero Energy Project Team
- Defining Net Zero Energy
- Benchmarking strategies
- Energy Reduction/Conservation Measures
- Net Zero Energy Budgeting and Final Implementation



# EIA - Industrial Energy

Figure 37. Energy-related carbon dioxide emissions by sector in the Reference case, 2005, 2013, 2025, and 2040 (million metric tons)



A third of the world's energy consumption and 36% of carbon dioxide (CO<sub>2</sub>)

Source: [http://www.eia.gov/forecasts/aeo/pdf/0383\(2015\).pdf](http://www.eia.gov/forecasts/aeo/pdf/0383(2015).pdf)

# Kingspan's Global 2020 Net Zero Energy Goal

Case Study: Insulated Metal Panels  
North American manufacturing division



**40+**  
countries in which  
we operate



**100+**  
sales and manufacturing offices



**5**  **+2**  
insulated panel locations  
in North America



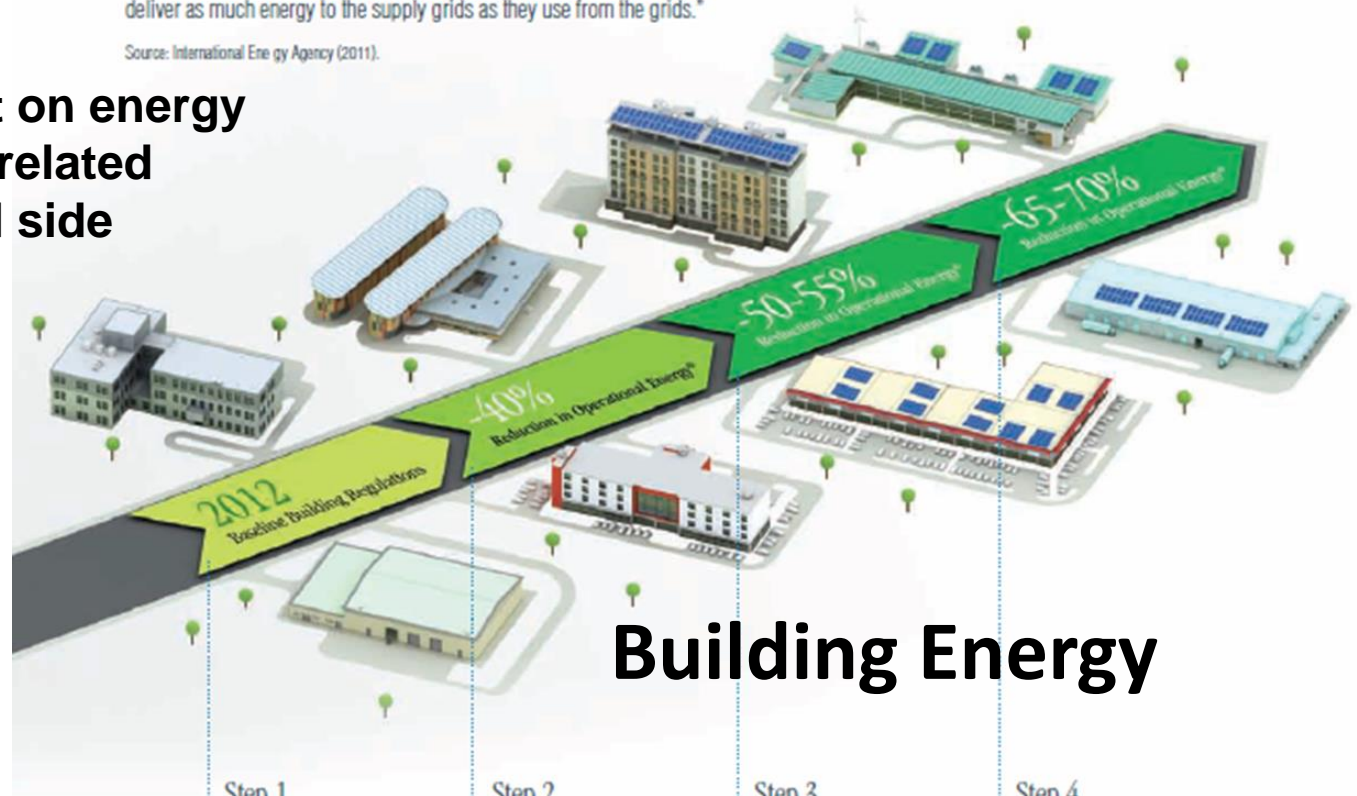
# Path to Net Zero

What are Net-Zero Energy Buildings (NZEBS)?

"NZEBS are buildings that over a year are energy neutral, meaning they deliver as much energy to the supply grids as they use from the grids."

Source: International Energy Agency (2011).

**30% improvement on energy cost savings and related GHGs on Demand side**



## Building Energy

Step 1

**EnvelopeFirst™**  
*The first step to Net-Zero Energy Buildings*

Step 2

**Energy Efficiency Measures**  
*Building Service & Controls*

Step 3

**Insulate & Generate**  
*EnvelopeFirst™ + Integrated Renewable Technologies*

Step 4

**Net-Zero Energy Buildings**  
*Highly energy efficient buildings that are energy neutral over the course of the year*

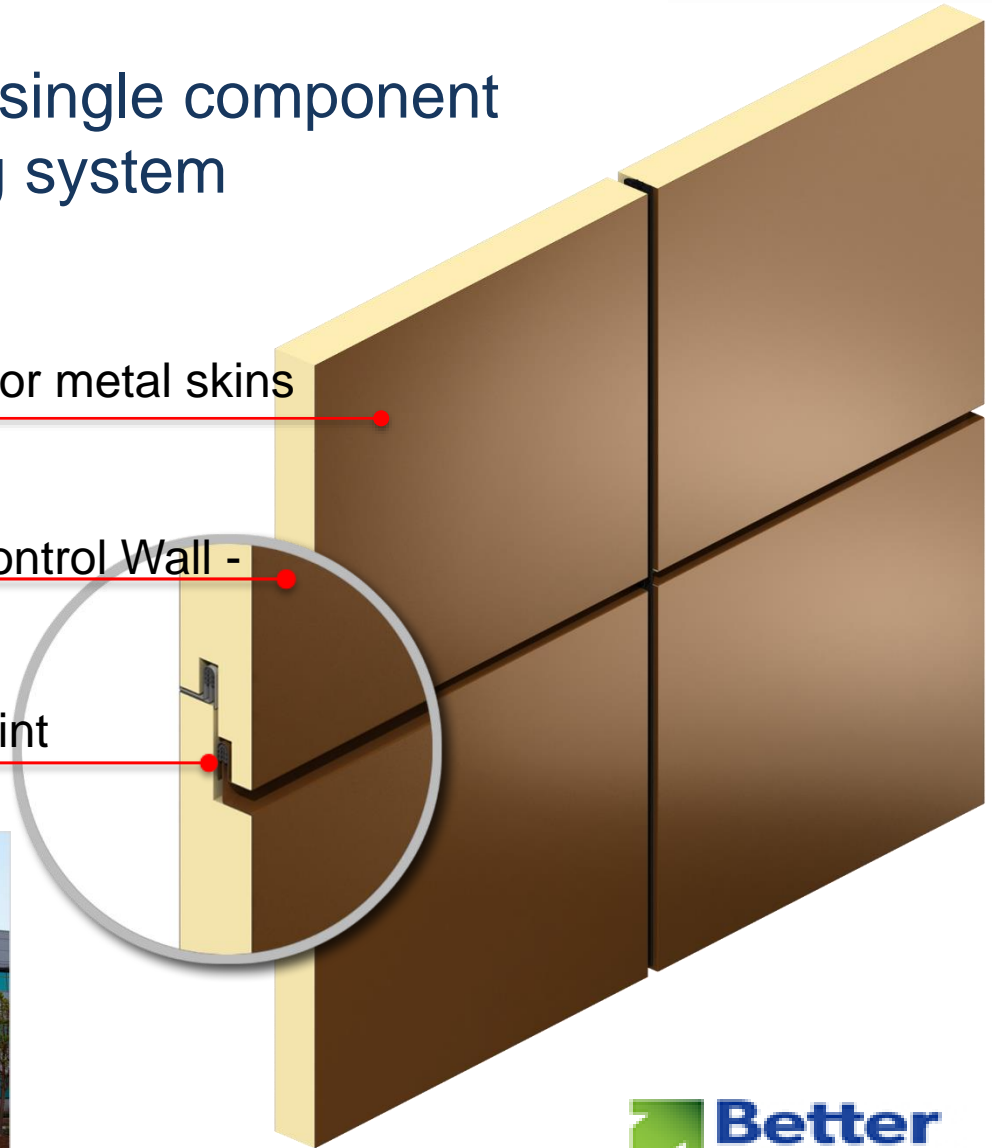
# What is an insulated metal panel (IMP)?

Off –Site pre-engineered single component insulated exterior cladding system

Impervious Exterior and Interior metal skins

High Performance U- Value Control Wall -  
7.5 R-Value /inch

Gasketed interlocking panel joint  
Minimum air -infiltration



# The Industrial NZE Business Case

- Energy Cost Savings
- Energy Reliability
- Reduction of GHGs and related Environmental Impacts
- Environmental & Sustainability Market Leader Stewardship
- Carbon Disclosure Reporting
- Regulatory Compliance
- Positioning to building owners focused on energy cost savings



# Net-Zero Energy Buildings Classification Systems

- **Buildings Classified as NZEB:A**
  - NZEB:A buildings generate and use energy through a combination of energy efficiency and renewable energy collected **within the building footprint**.
- **Buildings Classified as NZEB:B**
  - and renewable energy generated within the site.
- **Buildings Classified as NZEB:C**
  - NZEB:A and/or NZEB:B buildings to the maximum extent feasible.
- **Buildings Classified as NZEB:D**
  - NZEB:A, NZEB:B, and/or NZEB:C buildings.

Source: [http://www.nrel.gov/sustainable\\_nrel/pdfs/44586.pdf](http://www.nrel.gov/sustainable_nrel/pdfs/44586.pdf)

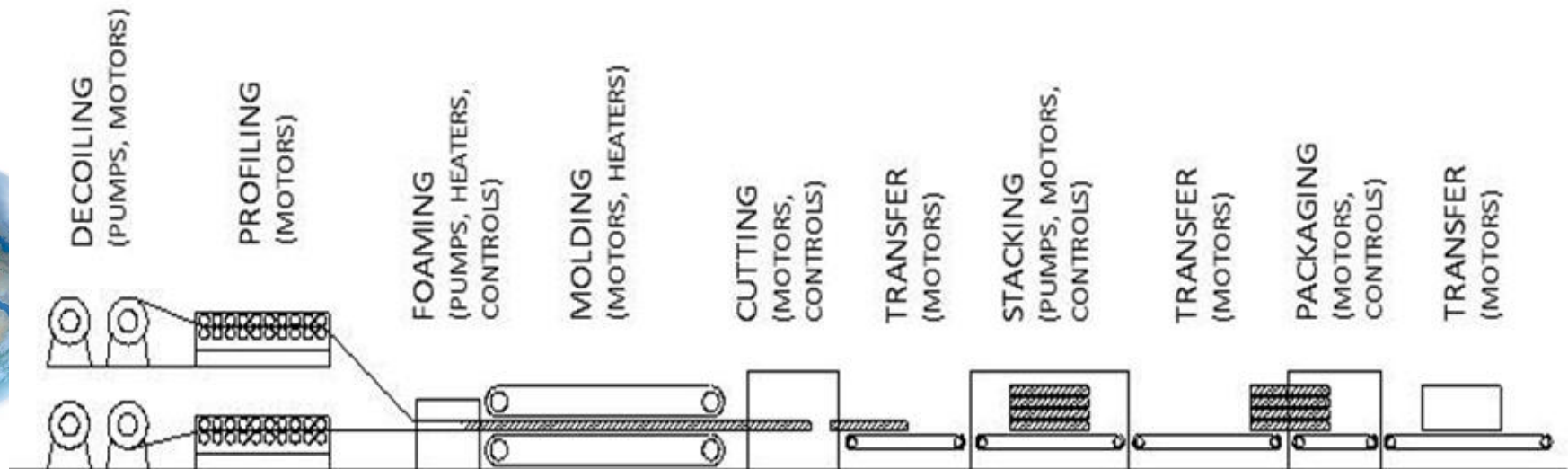
U.S. Department of Energy  
Building Technologies Office  
Commercial Buildings Integration

A Common Definition for Zero  
Energy Buildings

[http://apps1.eere.energy.gov/buildings/publications/pdfs/commercial\\_initiative/zebdefinitionpublicreview1.pdf](http://apps1.eere.energy.gov/buildings/publications/pdfs/commercial_initiative/zebdefinitionpublicreview1.pdf)

# Basic Insulated Panel Production Line Layout

- Processing equipment typically accounts for the majority of the energy consumed in dedicated manufacturing facilities
- Improvements to date





# The Work Plan

- ACEEE and restructuring of NZE project team

Defining the Pledge Scope and Boundaries		
Included in Pledge	Yes	No
Corporate-wide commitment	✓	
Manufacturing or industrial operations	✓	
Energy use in buildings and non-manufacturing facilities	✓	
Energy reductions outside of an entity's operational or financial control (e.g., suppliers, product distributors, etc.)		✓
Energy data from operations both inside and outside of the United States	✓	
Feedstock energy use		✓
Byproducts from feedstock energy used as a fuel source	✓	
Cogeneration	✓	
On-site electricity generation	✓	
Renewable energy purchases from off-site sources		✓
Renewable energy generated on-site	✓	



Source: [http://www1.eere.energy.gov/manufacturing/pdfs/betterplants\\_guide.pdf](http://www1.eere.energy.gov/manufacturing/pdfs/betterplants_guide.pdf)

# Kingspan's North American NZE strategy

- Five IMP Facilities in North America
- 2 Single Skin Manufacturing Facilities
- Original project team structure
- NZE Global Guidance – *Get it Done*

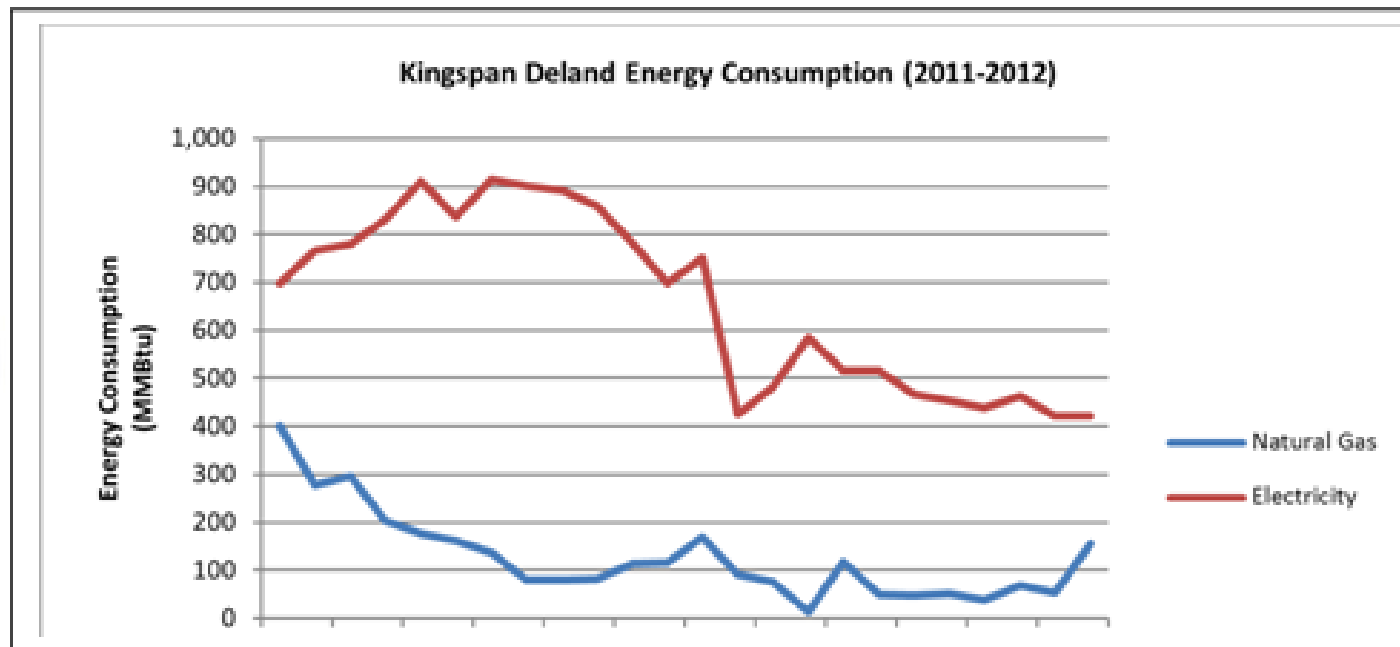
**Table 1. Kingspan Insulated Panels North American Manufacturing Locations**

Location	ASHRAE Climate Zone	Total Area	Conditioned Space	
		sq ft	sq ft	%
Deland, Florida, USA	2A	243,600	22,980	9.43%
Modesto, California, USA	3B	96,250	6,100	6.34%
Columbus, Ohio, USA	5A	113,000	5,790	5.12%
Caledon, Ontario, Canada	6A	209,132	12,000	5.74%
Langley, British Columbia, Canada	5A	68,500	5,000	7.30%
<b>Totals</b>		<b>730,482</b>	<b>51,870</b>	<b>7.10%</b>



# Benchmarking

- **Type 1 Audit(ASHRAE 2011):** Initial macro-assessment of current energy usage
- **Type 2 Audit (ASHRAE 2011):** More detailed assessment of building's energy usage, including quantification of individual energy consumption systems.



# KS 2014 NZE Improvement

- Propane forklifts changed to electric.
- Dock door shrouds.
- VFD (variable frequency drive) fitted on large motor.
- Replace factory old heaters or broken units with new up to date units.
- Establish and enforce compressor shut-down cycle.
- Establish air line leak audits and repair (monthly).
- Replace old compressor/compressors with modern unit.
- Replace lighting
- Add motion sensors to existing lighting.
- Alter timers on lighting to reduce usage. (but stay safe).
- Install timers on heaters.
- Install lock boxes on lighting timers.
- Install lock boxes on thermostats.
- Lower plant temperature.
- Enclose ends of laminator.
- Buy green Electricity.
- Replace old water heaters with on demand units in washrooms.
- Vacuum slide shutoff to reduce energy required for foam vacuum system.
- Sub metering installed on gas burners.
- Electrical sub metering installed on one line.
- Pallets/wood sent for burning to indirect energy generation and landfill credits.



# Energy Conservation Measures

## – Process Energy

- Power Distribution
- Lighting
- Heating, Ventilation, and Air Conditioning

## – Building Envelope – less than 8% impact

## – Service Hot Water Heating

- No water in Manufacturing process



# Energy Budgeting

- Consider **higher comparative cost of efficiency** when evaluating alternative energy reduction solutions
- Individual **R.O.I. analysis for each subproject and comparison to its project “value”** or kWh per square foot/meter of production
- NZEM must meet its initial zero net energy usage and production requirements...
  - **Must to continue NZE performance into the future**



Average	53210.75	3.36	68361.5	2.225		
	2011		2012		2013	
20-30000	0.00	0	5.70	1	0.00	0
30-40000	0.00	0	4.62	2	3.36	2
40-50000	3.98	1	3.06	2	0.00	0
50-60000	3.37	3	3.84	2	0.00	0
60-70000	3.07	4	2.47	3	1.86	2
70-80000	2.87	2	2.34	1	1.79	1
80-90000	0.00	0	0.00	0	0.00	0
90-100000	2.29	1	0.00	0	1.69	1
100000+	0.00	0	0.00	0	1.52	1

M<sup>2</sup> / Kwh

# Final Implementation:

- **Implementation of Energy Reduction Measures typically takes two forms:**
- **Procedural:**
  - Including: Changes to current **procedures and schedules** that create energy savings opportunities
- **Capital:**
  - Including technology upgrades (new equipment, higher efficiency replacements, etc.)
  - Renewables



# “Offset” Energy Production and Procurement

- **Unit offset energy cost** is a valuable financial tool when evaluating energy reduction measures
- Determine “unit offset energy cost” for each location
- Energy production from various operational sites are unlikely to be repeatable at each location





# 2013 Better Plants Report

- **22.06% EUI reduction, 2<sup>nd</sup> Yr.**

## – Future Challenges/Considerations:

- Green Power Purchasing
  - Wind
  - Landfill gas
- Micro-grid
  - Renewable Energy
    - » Solar, geothermal,
  - Distributed Energy
    - » Reliable Energy
    - » CHP?

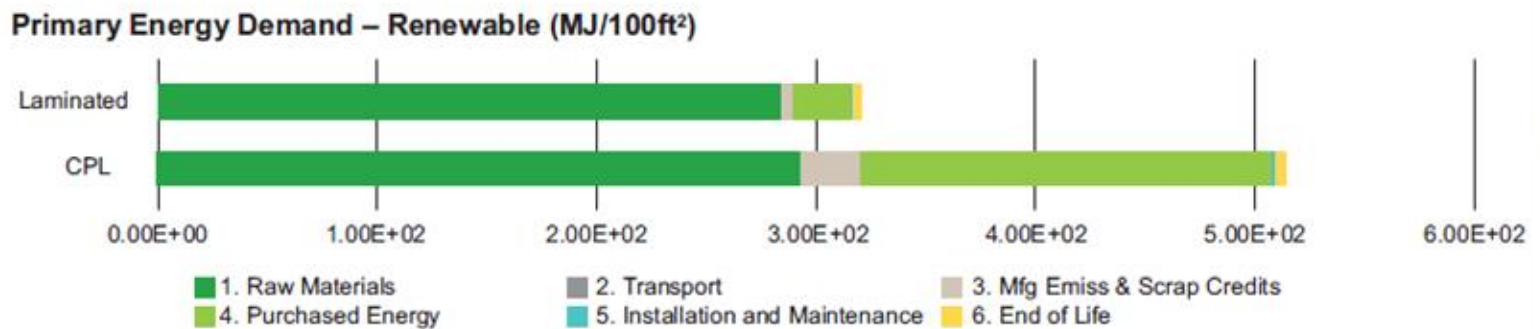
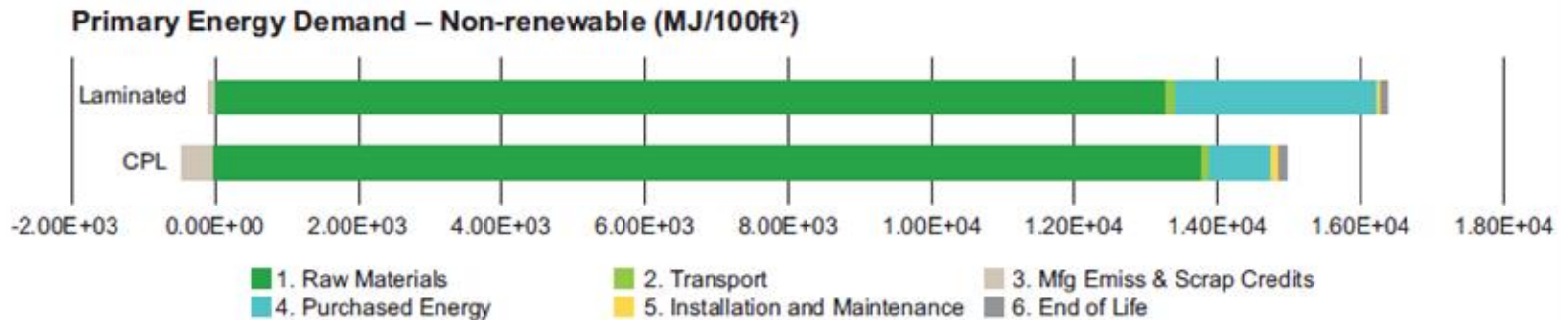


**Certifying Increased Energy Productivity under ISO 50001**



# Energy Efficiency and Life Cycle Assessment

- Kingspan's Life Cycle Assessment include process energy including energy burdens of upstream suppliers at the grid



Source: [http://www.kingspanpanels.us/media/3070/epd\\_2012.pdf](http://www.kingspanpanels.us/media/3070/epd_2012.pdf)

# Upstream Environmental Impacts

## GLOBAL WARMING POTENTIAL



Our EPD indicates that raw materials are the dominant impact across our products life cycle, therefore we are consciously working with our suppliers to improve this. This data confirms our company policy of utilizing more recycled and less virgin resources whenever possible.

## The Business Case for encouraging supplier participation



U.S. DEPARTMENT OF ENERGY

Energy Efficiency & Renewable Energy

INDUSTRIAL TECHNOLOGIES PROGRAM



# Net Zero Energy Manufacturing

## Recommendations:

- **Define** Industrial/Manufacturing Net Zero Energy
- Requires **energy usage accounting** balanced with investment and future financial benefits
- **Continuous calculations** throughout the process guides management with implementation decisions
- Green Power purchasing consideration
- Correlate NZE impact with Life Cycle Assessment Environmental impacts



# US Energy Efficiency

## Incentive Programs - The Quagmire

- DSIRE  
comprehensive online energy efficiency resource on state, federal, local, and utility incentives and policies
- ACEEE
- Better Plants Program Partners
- Utility Initiatives
- DOE Industrial Assessment Centers
- Partner Specialists



The screenshot shows the DSIRE website interface. At the top, there is a red header with the DSIRE logo and the text "U.S. DEPARTMENT OF ENERGY Energy Efficiency & Renewable Energy". Below the header is a navigation menu with links for Home, Glossary, Links, FAQs, Contact, and About. The main content area features a search bar, a "View Federal Incentives" button, and a "DSIRE News" sign-up button. On the left, there is a "Resources" sidebar with links for RPS Data, Summary Maps, Summary Tables, Library, What's New?, and Search. The central part of the page displays a map of the United States with state abbreviations, and a small "DSIRE SOLAR" logo with a play button icon.

# Conclusions:

- Better Plants program is advantageous with **technical support and network of energy focused specialists**
- Net Zero Energy Manufacturing (NZEM) is a logical extension of net-zero energy buildings with **focus on process energy**
- **Incentives** for investment are needed
- Along with more affordable renewables



# Questions?

## Light Industrial Net Zero Energy The Business Case

**Paul Bertram**, FCSI, CDT, LEED AP  
Director: Environment & Sustainability

[paul.bertram@kingspan.com](mailto:paul.bertram@kingspan.com)

386-785-3063

[www.kingspanpanels.us](http://www.kingspanpanels.us)



***Panel: “Driving Energy Savings in the Supply  
Chain”  
Opportunities for SME’s***

***Michael R. Muller  
Professor and Director  
Rutgers University***

**May, 2015**



## Who Am I????

- At Rutgers since 1979
- Teaching Power Plants since 1993
- Director, *Center of Advanced Energy Systems* at Rutgers since 2002

### Current passions:

- Organic Rankine Cycles
- Cooling tower operation
- Industrial Gasifiers
- Uses of Smart Grids



# IAC – Industrial Assessment Centers

- University based technical assistance program
  - Funded by US DOE (no cost to clients)
  - Primarily directed toward small and medium sized manufacturers
- IACs perform industrial assessments at nearby manufacturing centers.
  - Performed by teams made up of faculty and students
    - This is NOT a student project
  - Normally consists of a 1 day site visit at an industrial plant
  - Each center serves factories within 150 miles of the campus
  - Yearly number of assessments depends on funding levels
    - Max = 40, Min = 12



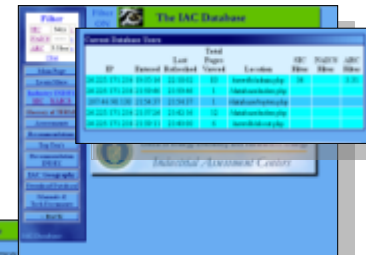
## 2015 marks the 40<sup>th</sup> Anniversary of the IAC's

- IAC program was formed in 1976, as the Energy Analysis and Diagnostic Program (EADC)
  - Result of Oil Embargo
  - Originally 4 Universities
- Students were always involved
  - Goal was to fill gap in education
  - Energy Conservation was not taught in Engineering
- Database was added in 1981
  - In 1992 the database was put online
- In 1995, waste minimization and productivity capabilities were added and the program became the IAC



# The IAC DATABASE

- Publicly Available
- Contains:
  - Facility data
  - Recommendation data
  - Implementation data
- Searchable by
  - Size (in energy usage, employees, etc...)
  - Industry Type (NAICS or SIC)
  - Location
  - Recommendation Type
- Updated in Real-Time as the assessments are completed



# IAC – Industrial Assessment Centers

- Currently 24 IAC's + 8 satellites
- Over last 35 years:
  - 16,859+ Assessments Conducted
  - 127,478+ Recommendations
  - Recommended Savings: \$3.0 Billion\*
  - Implemented Savings: \$6.64 Billion\*



\* only counting 1 year savings, adjusted by CPI-U for recommended - assuming ~7 year persistence, adjusted by CPI-U for implemented



# Industrial Assessment Centers 2012-2016



U.S. DEPARTMENT OF  
**ENERGY**  
 Energy Efficiency &  
 Renewable Energy

Field Managers  
 THE STATE UNIVERSITY OF NEW JERSEY  
**RUTGERS**  
**CAES**  
 CENTER FOR ADVANCED ENERGY SYSTEMS

# RUTGERS

THE STATE UNIVERSITY  
OF NEW JERSEY

“Nexii”

Nexus is fourth declension, so the plural of Nexus in Latin is Nexus (or Nexūs if you mark long vowels.)

# RUTGERS

THE STATE UNIVERSITY  
OF NEW JERSEY

“Nexūs”



# Driving Supply Chain Energy Efficiency

- **Costs are not doing it today!**
- **Need to connect energy use with something else**
  1. **Energy/Productivity Nexus**
  2. **Energy/Environmental Nexus**
  3. **Energy/University Nexus**

# Productivity/Energy Nexus is Not New

- 20 yrs ago Toyota production system and GM PICOS hit supply chains hard!
  - LEAN manufacturing
- PICOS, an acronym for Purchased Input Concept Optimization with Suppliers
- No Coddling!!!
  - GM would estimate savings – lower purchase price for goods
  - As a negative, companies would try to hide projects

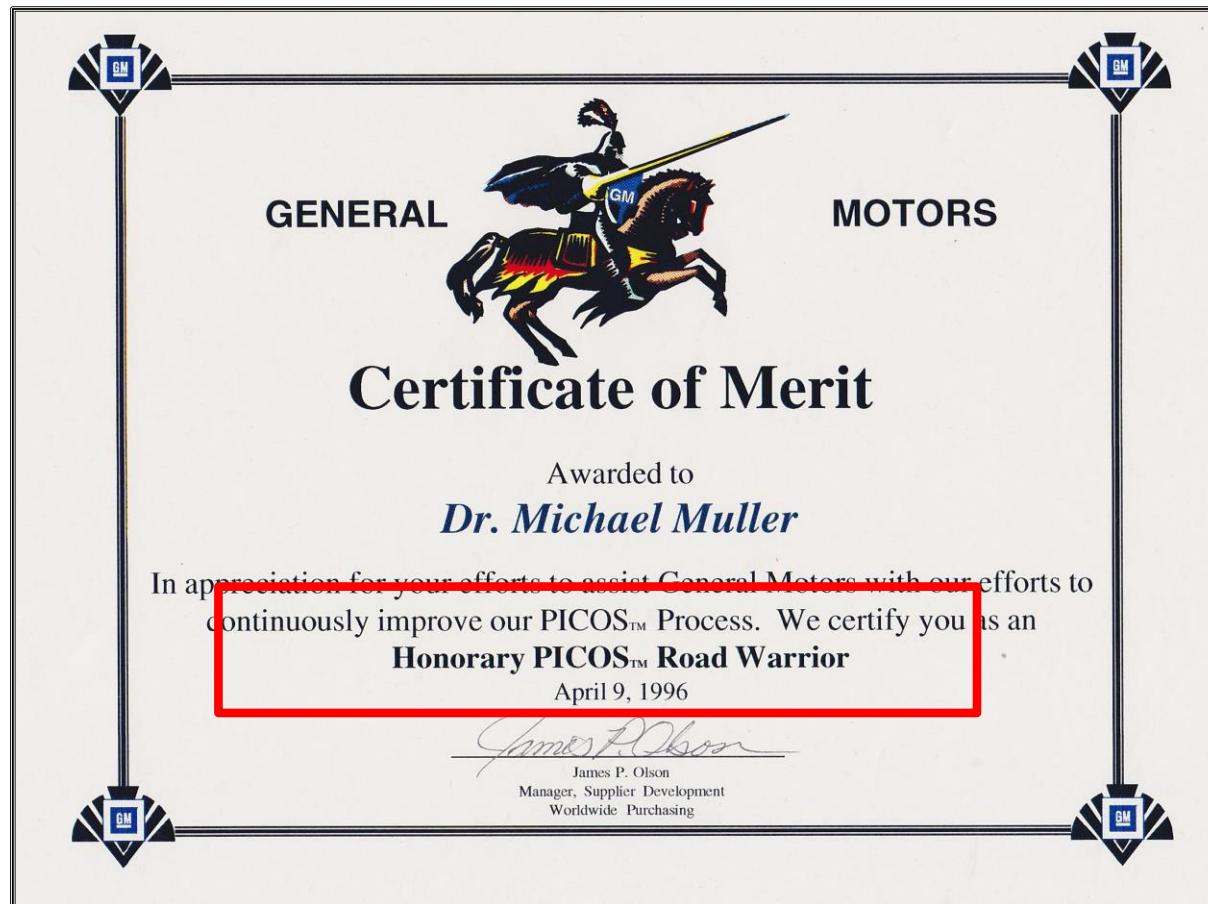
# PICOS



- Picos de Europa in Spain became the symbol for the program

# Productivity/Energy Nexus is Not New

- In 1996 GM partnered with the IAC program to add energy to their PICOS portfolio



# Productivity/Energy Nexus is Not New

- General Tire: Automated tire machines left presses empty!
  - Lean manufacturing principle led to excessive energy costs



# Energy/Water Nexus

- Water costs, quality, and availability
  - Major factor in some parts of the country today
    - More places tomorrow
- More SMEs have environmental engineers than energy engineers
  - Easier to get attention
- Money (green is good, but money gets action)
  - Increasing prices get awareness
- Energy plays get a makeover
  - Here are two examples

A wide-angle landscape photograph of a vineyard in Napa Valley during autumn. The foreground shows rows of grapevines with yellowing leaves, supported by wooden posts. The middle ground features rolling hills with more vineyards and some trees. In the background, there are more hills, some with power lines, under a clear blue sky. The text "Napa Valley" is overlaid in white, italicized font on the right side of the image.

# *Napa Valley*

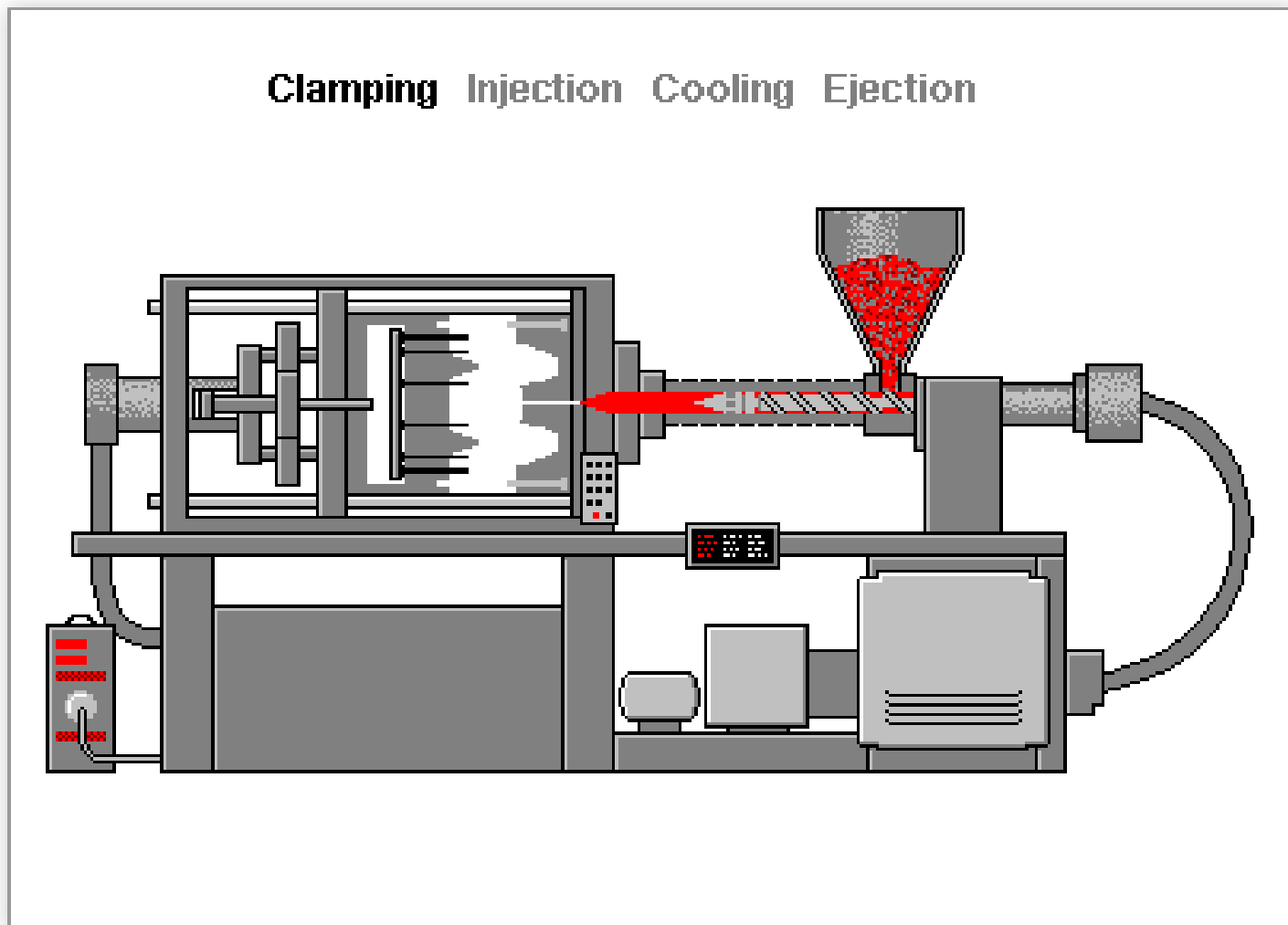
## Impacts on evaporative cooling

- All of the wineries visited had dry cooling towers!!!!
- High cost of treatment added to water costs
  - Result = dry cooling towers
- Reduction in energy efficiency accepted
  - But, changes created a chance for system upgrades including metering





# Mold Cooling/Quenching



# Cooling technologies

- Chiller or fresh water channels build into molds



# Quench tanks and spray systems


- Water is often not recycled



# Direct air cooling

- Available when throughput is not critical
  - this method has limited cooling capabilities because the heat transfer from the mold to the air often isn't fast enough for the production levels required
- To enhance air's cooling capabilities, cooling fins as well as designing contours into the mold to allow the air more access to the internal segments of the mold

# Air-cooled mold




## Indirect Air-cooled molds

- Some applications can simply lower throughput and allow natural room cooling
  - Depends on business volume and amount of automation
- Closed circuit cooling with heat transfer fluids



# Jet air coolers for molds



# Hidden Benefit of Air Cooling

- Mold sweating is a major problem
  - Not only for very cool molds – dewpoints can get above 60 °F in summer
- Plants have put full A/C in to counter
- Dehumidification at the machine is also done
- Air cooling cannot create condensation





# IT/Energy Nexus: Smart Manufacturing


- Began in 1801
  - Eli Whitney and "interchangeable parts"
  - He built ten guns, all containing the same exact parts and mechanisms, then disassembled and rebuilt them before the Congress
- Today, with 3-d printing, he would build one at a time
- Subtitle – the IT revolution in the factory
  - Digital controls
  - AI (artificial intelligence)
  - Use of Big Data



*Eli Whitney*

# "You can't manage what you can't measure."


- Old adage that has new meaning
- New technology means too many choices
  - What to measure
  - How precise?
  - How fast?
  - How is info transmitted
  - How is info stored
    - The curse of Big Data
- The benefits and pitfalls of analytics!!!



W. Edwards Deming,  
Plan-Do-Study-Act  
(PDSA) cycle - 1993

## SME's need help

- IAC program is in the process of developing the “measurement and instrumentation assessment” protocol
- Press Brake example: Flywheel needed?



# Press Brake Example

- Instrumented with temporary, high-end power meter
- Learned
  1. Flywheels should be turned off after operations
  2. Power signature can also be used as a production tool
  3. What is required is only a low-end data logger with wireless transmission



# SME/University Nexus

- Huge resource of low/no cost information
  - Generally untapped
- Good for today and tomorrow
  - Build long term relationships
- Obvious plug for IAC program
  - But many forms of technical assistance are available
- State university/extension agent model
- Also, universities are being pushed toward more applied research/industrial connections



# Takeaways

- Efforts to impact supply chains are not new
  - We must learn from earlier efforts
  - What we do needs to focus on long term sustainability
- Connecting energy to other plant interests is effective
  - Most important when energy costs are down
- Things are getting more complicated; SME's need help
  - Direct help from “up the food chain” is limited
  - DOE programs are good and will adapt going forward
  - Best model is to promote collaboration between SME's and local technical expertise, i.e. Universities