

# **Maps of Trends in Diagnosed Diabetes**

**April 2016**

CDC's Division of Diabetes Translation. United States  
Diabetes Surveillance System available at  
<http://www.cdc.gov/diabetes/data>

The maps show the trend in age-adjusted prevalence of diagnosed diabetes among adults aged 18 years or older in the United States from 1994 through 2014. During the period, prevalence of diagnosed diabetes has increased across the states in the United States. In 1994, 25 states had prevalence less than 4.5%, 24 states had prevalence of 4.5%–6.0%, and only 1 state had prevalence greater than 6.0%. In 2014, all states had prevalence greater than 6.0%, 28 of these exceeded 9.0%. Because there were major changes in the survey methods in 2011, caution should be taken when compare estimates across 2011 (please refer to <http://www.cdc.gov/surveillancepractice/reports/brfss/brfss.html> for more detailed information).

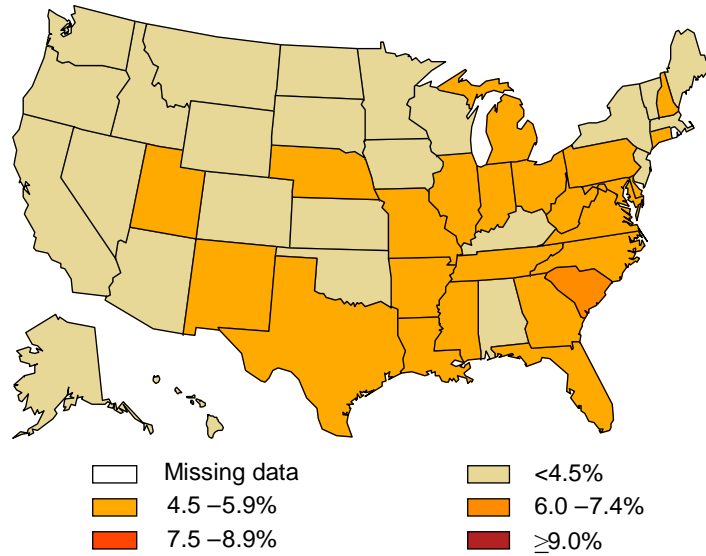
### **Data Source and Methodology**

The prevalence of diagnosed diabetes among US adults aged 18 years or older was determined using data from the Behavioral Risk Factor Surveillance System (BRFSS), available at <http://www.cdc.gov/brfss>. An ongoing, yearly, state-based telephone survey of the non-institutionalized adult population in each state, the BRFSS provides state-specific information on behavioral risk factors for disease and on preventive health practices. Respondents who reported that a physician told them they had diabetes (other than during pregnancy) were considered to have diagnosed diabetes. Rates were age-adjusted to the 2000 U.S. standard population based on age groups 18–44, 45–64, 65–74, and 75 years or older.

### **Data for the Maps**

# Age-Adjusted Prevalence of Diagnosed Diabetes Among US Adults

1994



CDC's Division of Diabetes Translation. United States Diabetes Surveillance System available at <http://www.cdc.gov/diabetes/data>

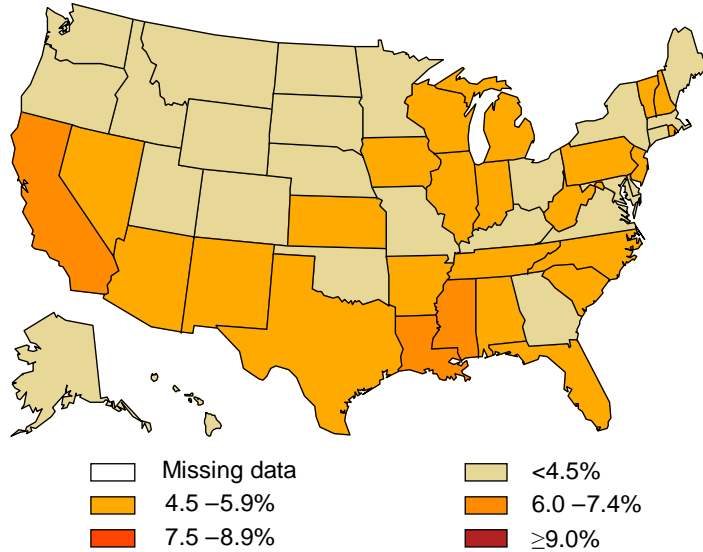


## Age-Adjusted Prevalence of Diagnosed Diabetes Among US Adults, 1994

Missing Data	<4.5%	4.5%–5.9%	6.0%–7.4%	7.5%–8.9%	9.0%+
Rhode Island	Alabama	Arkansas	South Carolina		
	Alaska	Connecticut			
	Arizona	Delaware			
	California	District of Columbia			
	Colorado	Florida			
	Hawaii	Georgia			
	Idaho	Illinois			
	Iowa	Indiana			
	Kansas	Louisiana			
	Kentucky	Maryland			
	Maine	Michigan			
	Massachusetts	Mississippi			
	Minnesota	Missouri			
	Montana	Nebraska			
	Nevada	New Hampshire			
	New Jersey	New Mexico			
	New York	North Carolina			
	North Dakota	Ohio			
	Oklahoma	Pennsylvania			
	Oregon	Tennessee			
	South Dakota	Texas			
	Vermont	Utah			
	Washington	Virginia			
	Wisconsin	West Virginia			
	Wyoming				

# Age-Adjusted Prevalence of Diagnosed Diabetes Among US Adults

1995



CDC's Division of Diabetes Translation. United States Diabetes Surveillance System available at <http://www.cdc.gov/diabetes/data>

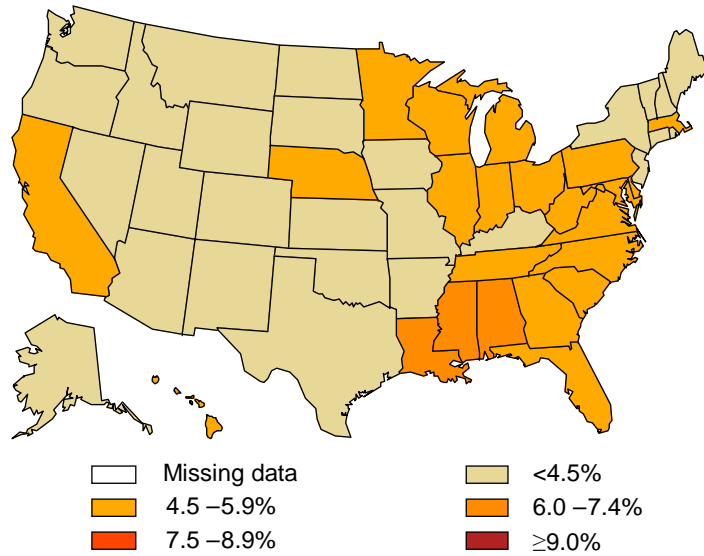


## Age-Adjusted Prevalence of Diagnosed Diabetes Among US Adults, 1995

Missing Data	<4.5%	4.5%–5.9%	6.0%–7.4%	7.5%–8.9%	9.0%+
District of Columbia	Alaska	Alabama	California		
	Colorado	Arizona	Louisiana		
	Connecticut	Arkansas	Mississippi		
	Delaware	Florida			
	Georgia	Illinois			
	Hawaii	Indiana			
	Idaho	Iowa			
	Kentucky	Kansas			
	Maine	Michigan			
	Maryland	Nevada			
	Massachusetts	New Hampshire			
	Minnesota	New Jersey			
	Missouri	New Mexico			
	Montana	North Carolina			
	Nebraska	Pennsylvania			
	New York	Rhode Island			
	North Dakota	South Carolina			
	Ohio	Tennessee			
	Oklahoma	Texas			
	Oregon	Vermont			
	South Dakota	West Virginia			
	Utah	Wisconsin			
	Virginia				
	Washington				
	Wyoming				

# Age-Adjusted Prevalence of Diagnosed Diabetes Among US Adults

1996



CDC's Division of Diabetes Translation. United States Diabetes Surveillance System available at <http://www.cdc.gov/diabetes/data>



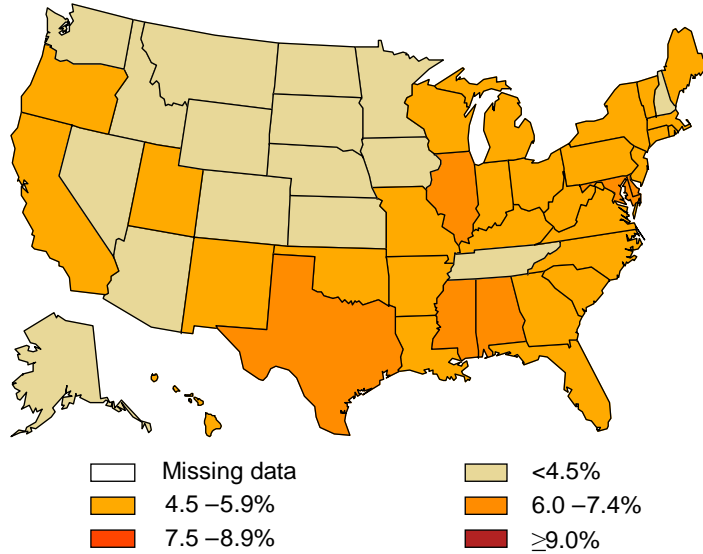
## Age-Adjusted Prevalence of Diagnosed Diabetes Among US Adults, 1996

Missing Data	<4.5%	4.5%–5.9%	6.0%–7.4%	7.5%–8.9%	9.0%+
	Alaska	California	Alabama		
	Arizona	Delaware	District of Columbia		
	Arkansas	Florida	Louisiana		
	Colorado	Georgia	Mississippi		
	Connecticut	Hawaii			
	Idaho	Illinois			
	Iowa	Indiana			
	Kansas	Maryland			
	Kentucky	Massachusetts			
	Maine	Michigan			
	Missouri	Minnesota			
	Montana	Nebraska			
	Nevada	North Carolina			
	New Hampshire	Ohio			
	New Jersey	Pennsylvania			
	New Mexico	South Carolina			
	New York	Tennessee			
	North Dakota	Virginia			
	Oklahoma	West Virginia			
	Oregon	Wisconsin			
	Rhode Island				
	South Dakota				
	Texas				
	Utah				
	Vermont				
	Washington				
	Wyoming				



# Age-Adjusted Prevalence of Diagnosed Diabetes Among US Adults

1997



CDC's Division of Diabetes Translation. United States Diabetes Surveillance System available at <http://www.cdc.gov/diabetes/data>

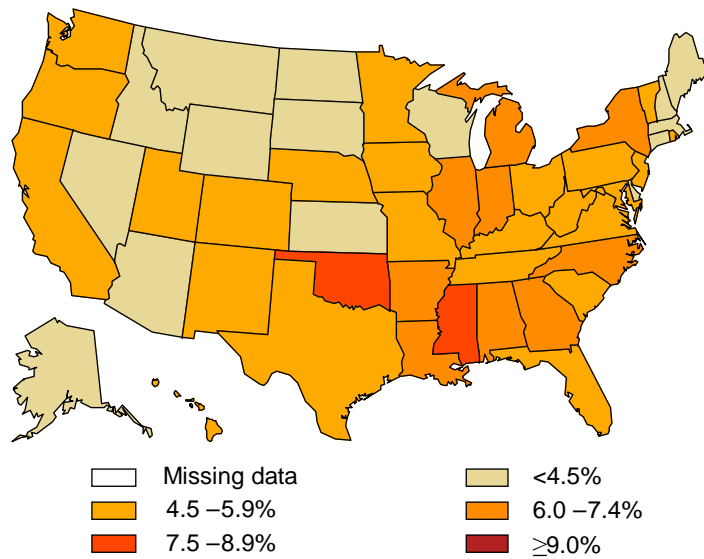


## Age-Adjusted Prevalence of Diagnosed Diabetes Among US Adults, 1997

Missing Data	<4.5%	4.5%–5.9%	6.0%–7.4%	7.5%–8.9%	9.0%+
	Alaska	Arkansas	Alabama		
	Arizona	California	Delaware		
	Colorado	Connecticut	Illinois		
	Idaho	District of Columbia	Maryland		
	Iowa	Florida	Mississippi		
	Kansas	Georgia	Texas		
	Minnesota	Hawaii			
	Montana	Indiana			
	Nebraska	Kentucky			
	Nevada	Louisiana			
	New Hampshire	Maine			
	North Dakota	Massachusetts			
	South Dakota	Michigan			
	Tennessee	Missouri			
	Washington	New Jersey			
	Wyoming	New Mexico			
		New York			
		North Carolina			
		Ohio			
		Oklahoma			
		Oregon			
		Pennsylvania			
		Rhode Island			
		South Carolina			
		Utah			
		Vermont			
		Virginia			
		West Virginia			
		Wisconsin			

# Age-Adjusted Prevalence of Diagnosed Diabetes Among US Adults

1998



CDC's Division of Diabetes Translation. United States Diabetes Surveillance System available at <http://www.cdc.gov/diabetes/data>

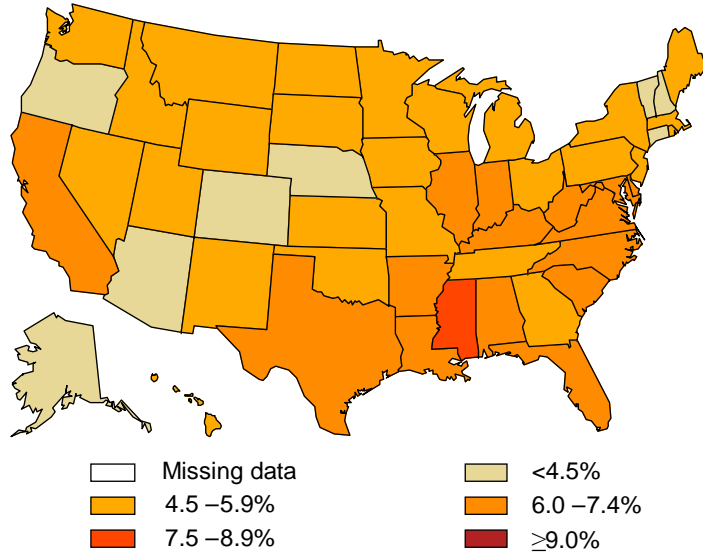


## Age-Adjusted Prevalence of Diagnosed Diabetes Among US Adults, 1998

Missing Data	<4.5%	4.5%–5.9%	6.0%–7.4%	7.5%–8.9%	9.0%+
	Alaska	California	Alabama	Mississippi	
	Arizona	Colorado	Arkansas	Oklahoma	
	Connecticut	Florida	District of Columbia		
	Delaware	Hawaii	Georgia		
	Idaho	Iowa	Illinois		
	Kansas	Kentucky	Indiana		
	Maine	Maryland	Louisiana		
	Massachusetts	Minnesota	Michigan		
	Montana	Missouri	New York		
	Nevada	Nebraska	North Carolina		
	New Hampshire	New Jersey			
	North Dakota	New Mexico			
	South Dakota	Ohio			
	Wisconsin	Oregon			
	Wyoming	Pennsylvania			
		Rhode Island			
		South Carolina			
		Tennessee			
		Texas			
		Utah			
		Vermont			
		Virginia			
		Washington			
		West Virginia			

# Age-Adjusted Prevalence of Diagnosed Diabetes Among US Adults

1999



CDC's Division of Diabetes Translation. United States Diabetes Surveillance System available at <http://www.cdc.gov/diabetes/data>

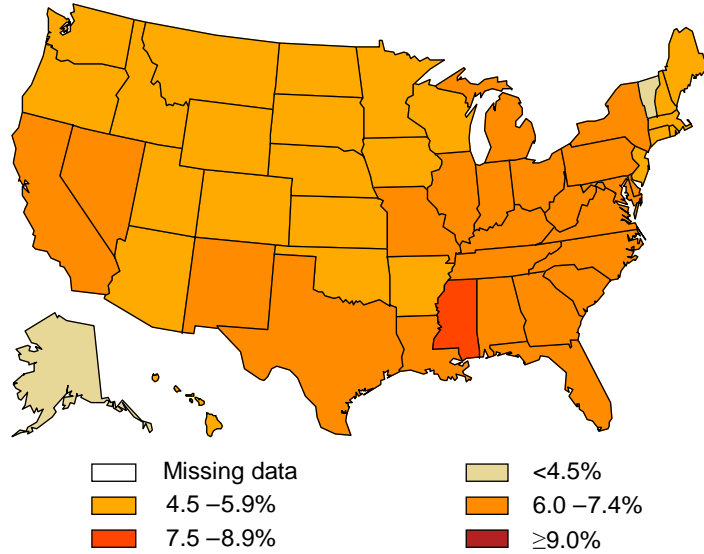


## Age-Adjusted Prevalence of Diagnosed Diabetes Among US Adults, 1999

Missing Data	<4.5%	4.5%–5.9%	6.0%–7.4%	7.5%–8.9%	9.0%+
	Alaska	Georgia	Alabama	Mississippi	
	Arizona	Hawaii	Arkansas		
	Colorado	Idaho	California		
	Connecticut	Iowa	Delaware		
	Nebraska	Kansas	District of Columbia		
	New Hampshire	Maine	Florida		
	Oregon	Massachusetts	Illinois		
	Vermont	Michigan	Indiana		
		Minnesota	Kentucky		
		Missouri	Louisiana		
		Montana	Maryland		
		Nevada	North Carolina		
		New Jersey	South Carolina		
		New Mexico	Texas		
		New York	Virginia		
		North Dakota	West Virginia		
		Ohio			
		Oklahoma			
		Pennsylvania			
		Rhode Island			
		South Dakota			
		Tennessee			
		Utah			
		Washington			
		Wisconsin			
		Wyoming			

# Age-Adjusted Prevalence of Diagnosed Diabetes Among US Adults

2000



CDC's Division of Diabetes Translation. United States Diabetes Surveillance System available at <http://www.cdc.gov/diabetes/data>



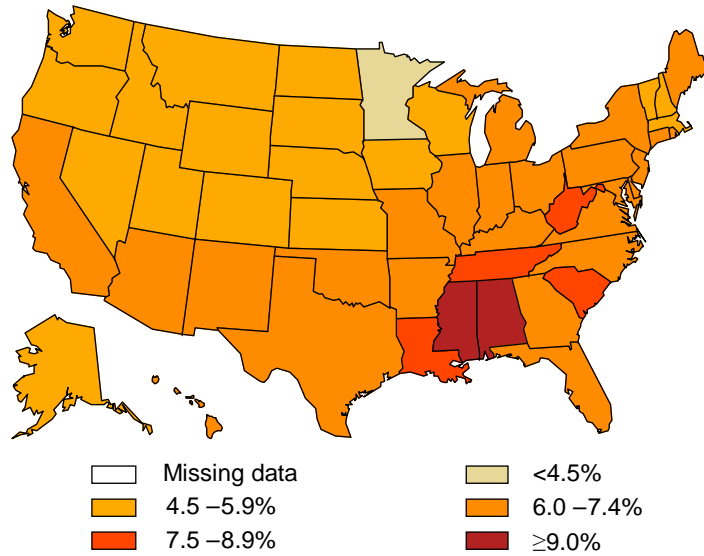
## Age-Adjusted Prevalence of Diagnosed Diabetes Among US Adults, 2000

Missing Data	<4.5%	4.5%–5.9%	6.0%–7.4%	7.5%–8.9%	9.0%+
	Alaska	Arizona	Alabama	Mississippi	
	Vermont	Arkansas	California		
		Colorado	Delaware		
		Connecticut	District of Columbia		
		Hawaii	Florida		
		Idaho	Georgia		
		Iowa	Illinois		
		Kansas	Indiana		
		Maine	Kentucky		
		Massachusetts	Louisiana		
		Minnesota	Maryland		
		Montana	Michigan		
		Nebraska	Missouri		
		New Hampshire	Nevada		
		New Jersey	New Mexico		
		North Dakota	New York		
		Oklahoma	North Carolina		
		Oregon	Ohio		
		Rhode Island	Pennsylvania		
		South Dakota	South Carolina		
		Utah	Tennessee		
		Washington	Texas		
		Wisconsin	Virginia		
		Wyoming	West Virginia		



# Age-Adjusted Prevalence of Diagnosed Diabetes Among US Adults

2001



CDC's Division of Diabetes Translation. United States Diabetes Surveillance System available at <http://www.cdc.gov/diabetes/data>

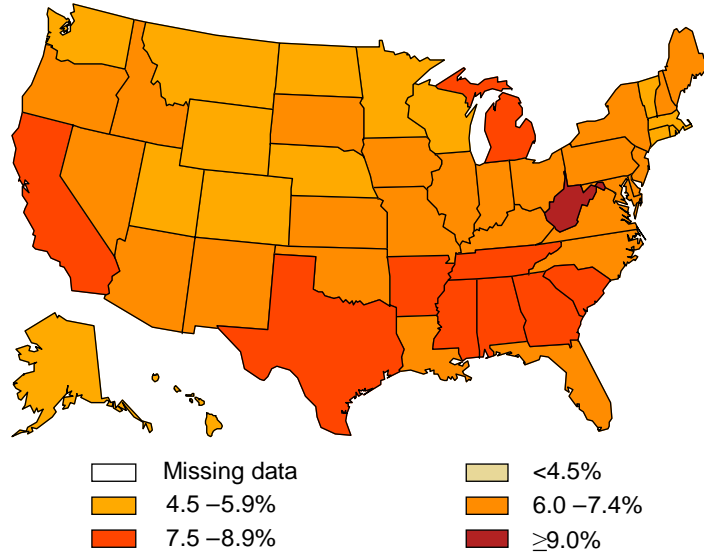


## Age-Adjusted Prevalence of Diagnosed Diabetes Among US Adults, 2001

Missing Data	<4.5%	4.5%–5.9%	6.0%–7.4%	7.5%–8.9%	9.0%+
	Minnesota	Alaska	Arizona	District of Columbia	Alabama
		Colorado	Arkansas	Louisiana	Mississippi
		Idaho	California	South Carolina	
		Iowa	Connecticut	Tennessee	
		Kansas	Delaware	West Virginia	
		Massachusetts	Florida		
		Montana	Georgia		
		Nebraska	Hawaii		
		Nevada	Illinois		
		New Hampshire	Indiana		
		North Dakota	Kentucky		
		Oregon	Maine		
		South Dakota	Maryland		
		Utah	Michigan		
		Vermont	Missouri		
		Washington	New Jersey		
		Wisconsin	New Mexico		
		Wyoming	New York		
			North Carolina		
			Ohio		
			Oklahoma		
			Pennsylvania		
			Rhode Island		
			Texas		
			Virginia		

# Age-Adjusted Prevalence of Diagnosed Diabetes Among US Adults

2002



CDC's Division of Diabetes Translation. United States Diabetes Surveillance System available at <http://www.cdc.gov/diabetes/data>

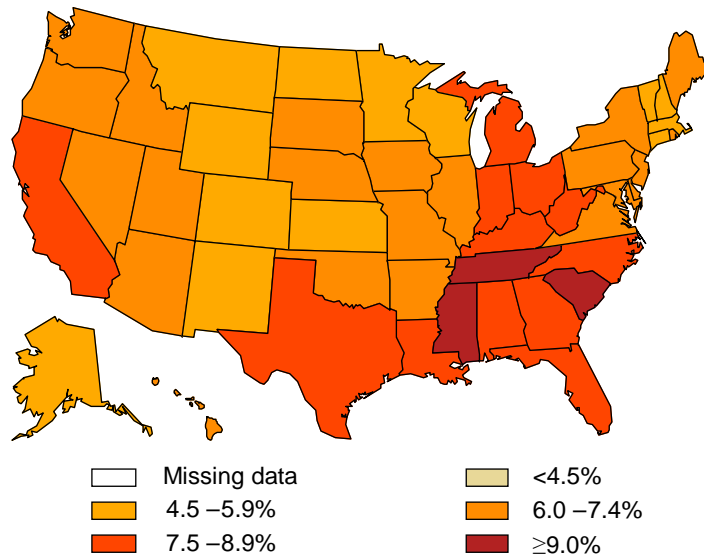


## Age-Adjusted Prevalence of Diagnosed Diabetes Among US Adults, 2002

Missing Data	<4.5%	4.5%–5.9%	6.0%–7.4%	7.5%–8.9%	9.0%+
		Alaska	Arizona	Alabama	West Virginia
		Colorado	Delaware	Arkansas	
		Connecticut	Florida	California	
		Hawaii	Idaho	District of Columbia	
		Massachusetts	Illinois	Georgia	
		Minnesota	Indiana	Michigan	
		Montana	Iowa	Mississippi	
		Nebraska	Kansas	South Carolina	
		North Dakota	Kentucky	Tennessee	
		Rhode Island	Louisiana	Texas	
		Utah	Maine		
		Vermont	Maryland		
		Washington	Missouri		
		Wisconsin	Nevada		
		Wyoming	New Hampshire		
			New Jersey		
			New Mexico		
			New York		
			North Carolina		
			Ohio		
			Oklahoma		
			Oregon		
			Pennsylvania		
			South Dakota		
			Virginia		

# Age-Adjusted Prevalence of Diagnosed Diabetes Among US Adults

2003



CDC's Division of Diabetes Translation. United States Diabetes Surveillance System available at <http://www.cdc.gov/diabetes/data>

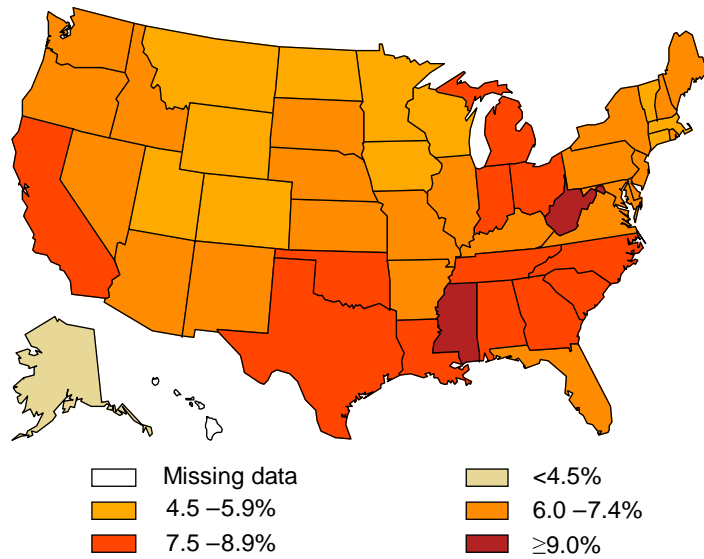


## Age-Adjusted Prevalence of Diagnosed Diabetes Among US Adults, 2003

Missing Data	<4.5%	4.5%–5.9%	6.0%–7.4%	7.5%–8.9%	9.0%+
		Alaska	Arizona	Alabama	Mississippi
		Colorado	Arkansas	California	South Carolina
		Connecticut	Delaware	District of Columbia	Tennessee
		Kansas	Hawaii	Florida	
		Massachusetts	Idaho	Georgia	
		Minnesota	Illinois	Indiana	
		Montana	Iowa	Kentucky	
		New Hampshire	Maine	Louisiana	
		New Mexico	Maryland	Michigan	
		North Dakota	Missouri	North Carolina	
		Vermont	Nebraska	Ohio	
		Wisconsin	Nevada	Texas	
		Wyoming	New Jersey	West Virginia	
			New York		
			Oklahoma		
			Oregon		
			Pennsylvania		
			Rhode Island		
			South Dakota		
			Utah		
			Virginia		
			Washington		

# Age-Adjusted Prevalence of Diagnosed Diabetes Among US Adults

2004



CDC's Division of Diabetes Translation. United States Diabetes Surveillance System available at <http://www.cdc.gov/diabetes/data>



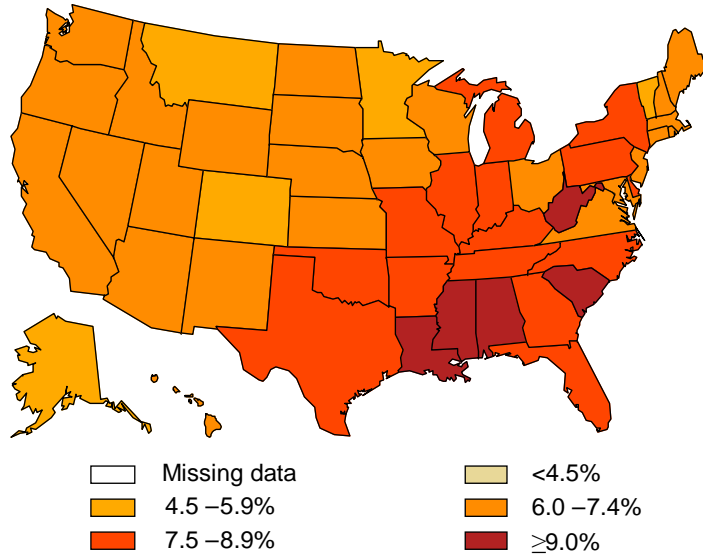
## Age-Adjusted Prevalence of Diagnosed Diabetes Among US Adults, 2004

Missing Data	<4.5%	4.5%–5.9%	6.0%–7.4%	7.5%–8.9%	9.0%+
Hawaii	Alaska	Colorado	Arizona	Alabama	District of Columbia
		Connecticut	Arkansas	California	Mississippi
		Iowa	Delaware	Georgia	West Virginia
		Massachusetts	Florida	Indiana	
		Minnesota	Idaho	Louisiana	
		Montana	Illinois	Michigan	
		North Dakota	Kansas	North Carolina	
		Utah	Kentucky	Ohio	
		Vermont	Maine	Oklahoma	
		Wisconsin	Maryland	South Carolina	
		Wyoming	Missouri	Tennessee	
			Nebraska	Texas	
			Nevada		
			New Hampshire		
			New Jersey		
			New Mexico		
			New York		
			Oregon		
			Pennsylvania		
			Rhode Island		
			South Dakota		
			Virginia		
			Washington		



# Age-Adjusted Prevalence of Diagnosed Diabetes Among US Adults

2005



CDC's Division of Diabetes Translation. United States Diabetes Surveillance System available at <http://www.cdc.gov/diabetes/data>

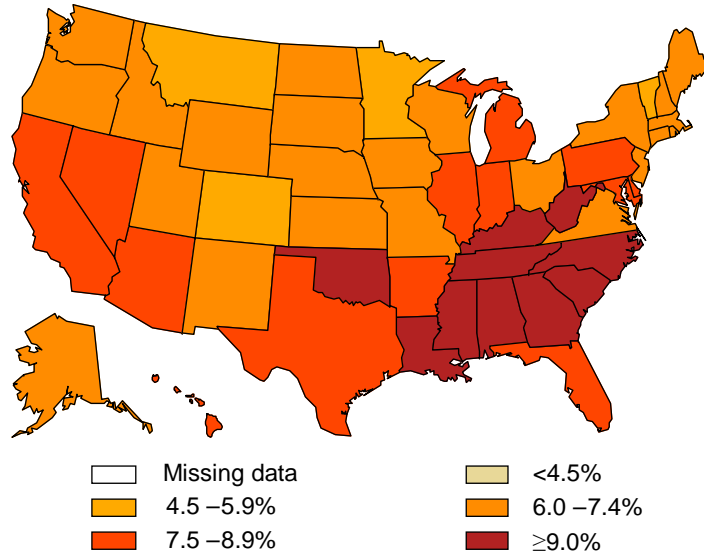


## Age-Adjusted Prevalence of Diagnosed Diabetes Among US Adults, 2005

Missing Data	<4.5%	4.5%–5.9%	6.0%–7.4%	7.5%–8.9%	9.0%+
		Alaska	Arizona	Arkansas	Alabama
		Colorado	California	Delaware	Louisiana
		Minnesota	Connecticut	District of Columbia	Mississippi
		Montana	Hawaii	Florida	South Carolina
		Vermont	Idaho	Georgia	West Virginia
			Iowa	Illinois	
			Kansas	Indiana	
			Maine	Kentucky	
			Maryland	Michigan	
			Massachusetts	Missouri	
			Nebraska	New York	
			Nevada	North Carolina	
			New Hampshire	Oklahoma	
			New Jersey	Pennsylvania	
			New Mexico	Tennessee	
			North Dakota	Texas	
			Ohio		
			Oregon		
			Rhode Island		
			South Dakota		
			Utah		
			Virginia		
			Washington		
			Wisconsin		
			Wyoming		

# Age-Adjusted Prevalence of Diagnosed Diabetes Among US Adults

2006



CDC's Division of Diabetes Translation. United States Diabetes Surveillance System available at <http://www.cdc.gov/diabetes/data>

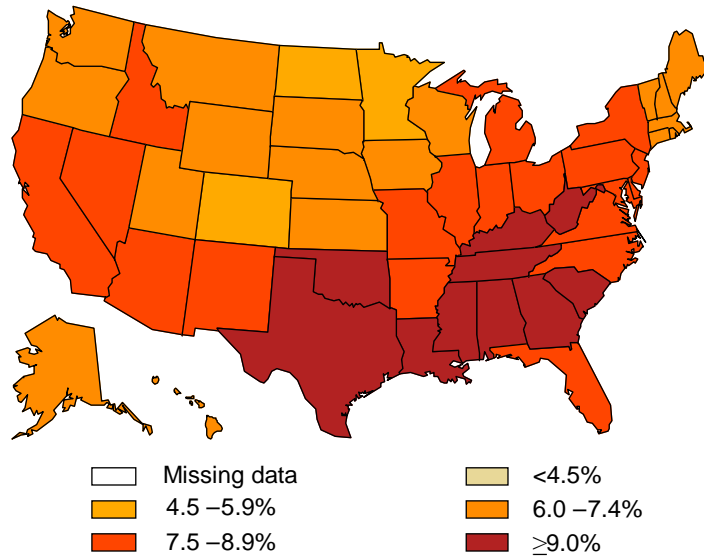


## Age-Adjusted Prevalence of Diagnosed Diabetes Among US Adults, 2006

Missing Data	<4.5%	4.5%–5.9%	6.0%–7.4%	7.5%–8.9%	9.0%+
		Colorado	Alaska	Arizona	Alabama
		Minnesota	Connecticut	Arkansas	Georgia
		Montana	Idaho	California	Kentucky
		Vermont	Iowa	Delaware	Louisiana
			Kansas	District of Columbia	Mississippi
			Maine	Florida	North Carolina
			Massachusetts	Hawaii	Oklahoma
			Missouri	Illinois	South Carolina
			Nebraska	Indiana	Tennessee
			New Hampshire	Maryland	West Virginia
			New Jersey	Michigan	
			New Mexico	Nevada	
			New York	Pennsylvania	
			North Dakota	Texas	
			Ohio		
			Oregon		
			Rhode Island		
			South Dakota		
			Utah		
			Virginia		
			Washington		
			Wisconsin		
			Wyoming		

# Age-Adjusted Prevalence of Diagnosed Diabetes Among US Adults

2007



CDC's Division of Diabetes Translation. United States Diabetes Surveillance System available at <http://www.cdc.gov/diabetes/data>

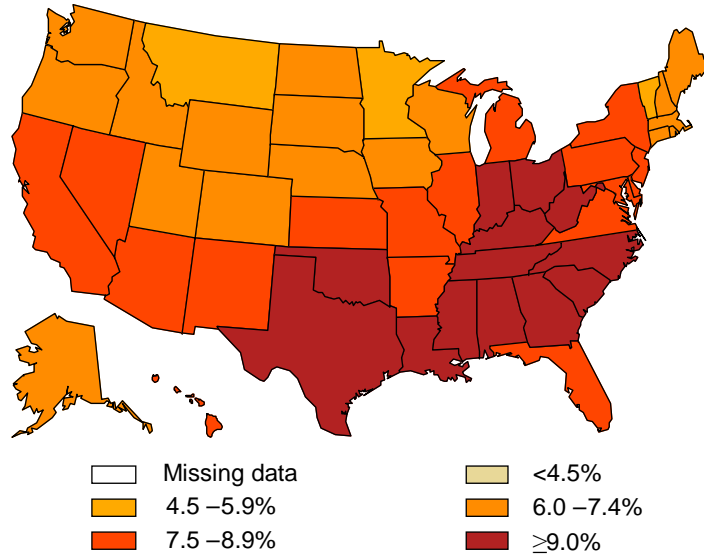


## Age-Adjusted Prevalence of Diagnosed Diabetes Among US Adults, 2007

Missing Data	<4.5%	4.5%–5.9%	6.0%–7.4%	7.5%–8.9%	9.0%+
		Colorado	Alaska	Arizona	Alabama
		Minnesota	Connecticut	Arkansas	Georgia
		North Dakota	Hawaii	California	Kentucky
			Iowa	Delaware	Louisiana
			Kansas	District of Columbia	Mississippi
			Maine	Florida	Oklahoma
			Massachusetts	Idaho	South Carolina
			Montana	Illinois	Tennessee
			Nebraska	Indiana	Texas
			New Hampshire	Maryland	West Virginia
			Oregon	Michigan	
			Rhode Island	Missouri	
			South Dakota	Nevada	
			Utah	New Jersey	
			Vermont	New Mexico	
			Washington	New York	
			Wisconsin	North Carolina	
			Wyoming	Ohio	
				Pennsylvania	
				Virginia	

# Age-Adjusted Prevalence of Diagnosed Diabetes Among US Adults

2008



CDC's Division of Diabetes Translation. United States Diabetes Surveillance System available at <http://www.cdc.gov/diabetes/data>



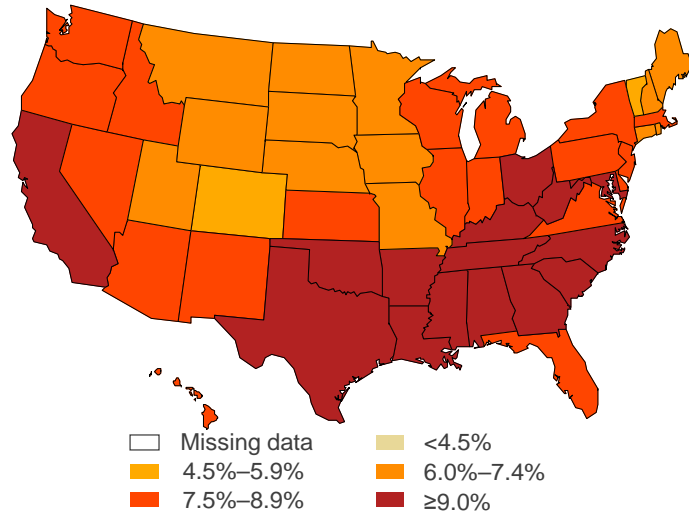
## Age-Adjusted Prevalence of Diagnosed Diabetes Among US Adults, 2008

Missing Data	<4.5%	4.5%–5.9%	6.0%–7.4%	7.5%–8.9%	9.0%+
		Minnesota	Alaska	Arizona	Alabama
		Montana	Colorado	Arkansas	Georgia
		Vermont	Connecticut	California	Indiana
			Idaho	Delaware	Kentucky
			Iowa	District of Columbia	Louisiana
			Maine	Florida	Mississippi
			Massachusetts	Hawaii	North Carolina
			Nebraska	Illinois	Ohio
			New Hampshire	Kansas	Oklahoma
			North Dakota	Maryland	South Carolina
			Oregon	Michigan	Tennessee
			Rhode Island	Missouri	Texas
			South Dakota	Nevada	West Virginia
			Utah	New Jersey	
			Washington	New Mexico	
			Wisconsin	New York	
			Wyoming	Pennsylvania	
				Virginia	



# Age-Adjusted Prevalence of Diagnosed Diabetes Among US Adults

2009



CDC's Division of Diabetes Translation. United States Diabetes Surveillance System available at <http://www.cdc.gov/diabetes/data>



## Age-Adjusted Prevalence of Diagnosed Diabetes Among US Adults, 2009

Missing Data	<4.5%	4.5%–5.9%	6.0%–7.4%	7.5%–8.9%	9.0%+
		Colorado	Alaska	Arizona	Alabama
		Vermont	Connecticut	Delaware	Arkansas
			Iowa	District of Columbia	California
			Maine	Florida	Georgia
			Minnesota	Hawaii	Kentucky
			Missouri	Idaho	Louisiana
			Montana	Illinois	Maryland
			Nebraska	Indiana	Mississippi
			New Hampshire	Kansas	North Carolina
			North Dakota	Massachusetts	Ohio
			Rhode Island	Michigan	Oklahoma
			South Dakota	Nevada	South Carolina
			Utah	New Jersey	Tennessee
			Wyoming	New Mexico	Texas
				New York	West Virginia
				Oregon	
				Pennsylvania	
				Virginia	
				Washington	
				Wisconsin	



## Age-Adjusted Prevalence of Diagnosed Diabetes Among US Adults, 2010

Missing Data	<4.5%	4.5%–5.9%	6.0%–7.4%	7.5%–8.9%	9.0%+
			Alaska	Arizona	Alabama
			Colorado	Arkansas	Georgia
			Connecticut	California	Indiana
			Iowa	Delaware	Kentucky
			Massachusetts	District of Columbia	Louisiana
			Minnesota	Florida	Michigan
			Montana	Hawaii	Mississippi
			Nebraska	Idaho	North Carolina
			New Hampshire	Illinois	Ohio
			North Dakota	Kansas	Oklahoma
			Oregon	Maine	Pennsylvania
			Rhode Island	Maryland	South Carolina
			South Dakota	Missouri	Tennessee
			Utah	Nevada	Texas
			Vermont	New Jersey	West Virginia
			Washington	New Mexico	
			Wisconsin	New York	
			Wyoming	Virginia	

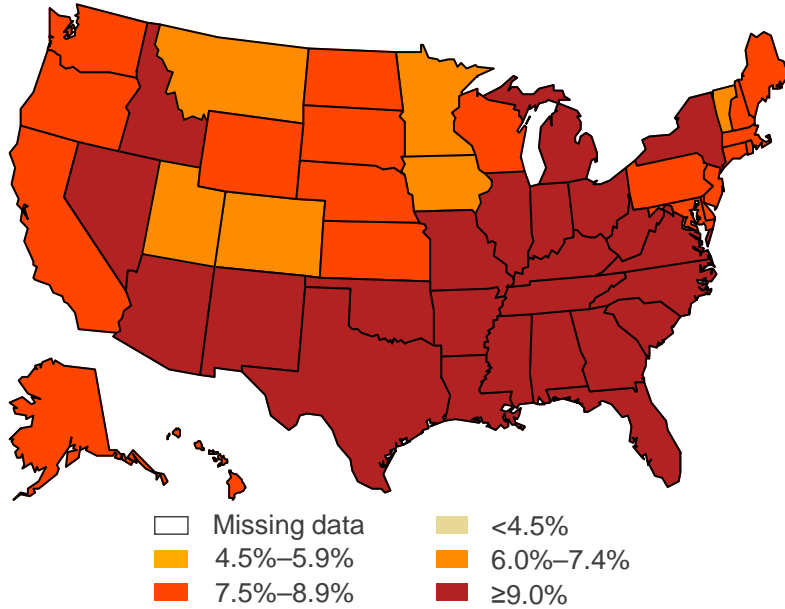
# Major changes to the survey method in 2011

more details at

<http://www.cdc.gov/surveillancepractice/reports/brfss/brfss.html>

# Age-Adjusted Prevalence of Diagnosed Diabetes Among US Adults

2011



CDC's Division of Diabetes Translation. United States Diabetes Surveillance System available at <http://www.cdc.gov/diabetes/data>

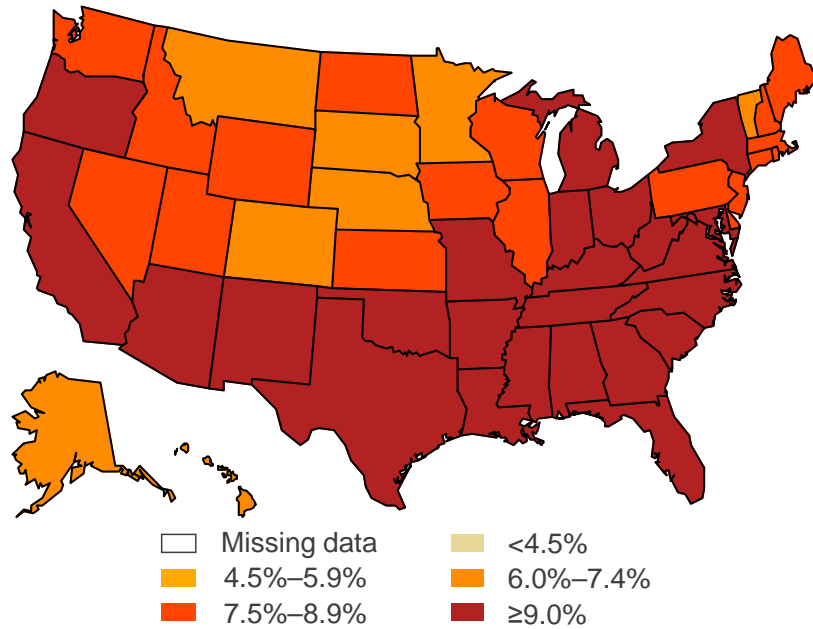


## Age-Adjusted Prevalence of Diagnosed Diabetes Among US Adults, 2011

Missing Data	<4.5%	4.5%-5.9%	6.0%-7.4%	7.5%-8.9%	9.0%+
			Colorado	Alaska	Alabama
			Iowa	California	Arizona
			Minnesota	Connecticut	Arkansas
			Montana	Delaware	District of Columbia
			Utah	Hawaii	Florida
			Vermont	Kansas	Georgia
				Maine	Idaho
				Maryland	Illinois
				Massachusetts	Indiana
				Nebraska	Kentucky
				New Hampshire	Louisiana
				New Jersey	Michigan
				North Dakota	Mississippi
				Oregon	Missouri
				Pennsylvania	Nevada
				Rhode Island	New Mexico
				South Dakota	New York
				Washington	North Carolina
				Wisconsin	Ohio
				Wyoming	Oklahoma
					South Carolina
					Tennessee
					Texas
					Virginia
					West Virginia

# Age-Adjusted Prevalence of Diagnosed Diabetes Among US Adults

2012



CDC's Division of Diabetes Translation. United States Diabetes Surveillance System available at <http://www.cdc.gov/diabetes/data>



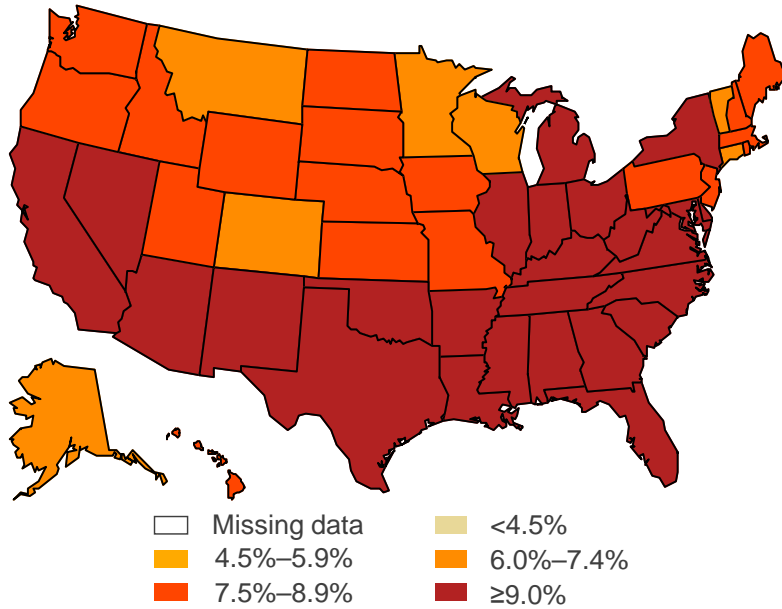


## Age-Adjusted Prevalence of Diagnosed Diabetes Among US Adults, 2012

Missing Data	<4.5%	4.5%-5.9%	6.0%-7.4%	7.5%-8.9%	9.0%+
			Alaska	Connecticut	Alabama
			Colorado	Delaware	Arizona
			Hawaii	Idaho	Arkansas
			Minnesota	Illinois	California
			Montana	Iowa	District of Columbia
			Nebraska	Kansas	Florida
			South Dakota	Maine	Georgia
			Vermont	Massachusetts	Indiana
				Nevada	Kentucky
				New Hampshire	Louisiana
				New Jersey	Maryland
				North Dakota	Michigan
				Pennsylvania	Mississippi
				Rhode Island	Missouri
				Utah	New Mexico
				Washington	New York
				Wisconsin	North Carolina
				Wyoming	Ohio
					Oklahoma
					Oregon
					South Carolina
					Tennessee
					Texas
					Virginia
					West Virginia

# Age-Adjusted Prevalence of Diagnosed Diabetes Among US Adults

2013



CDC's Division of Diabetes Translation. United States Diabetes Surveillance System available at <http://www.cdc.gov/diabetes/data>

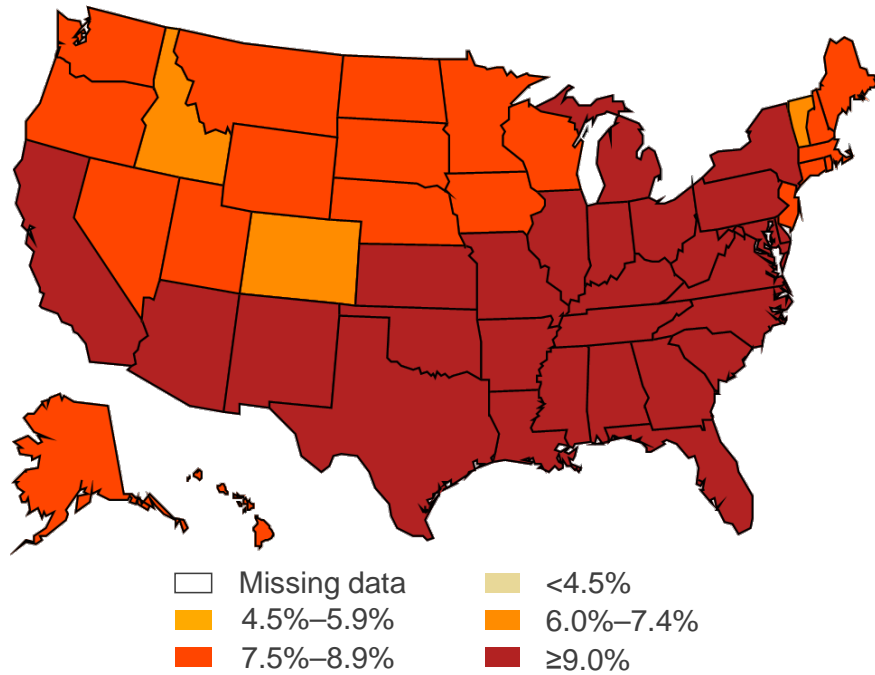


## Age-Adjusted Prevalence of Diagnosed Diabetes Among US Adults, 2013

Missing Data	<4.5%	4.5%-5.9%	6.0%-7.4%	7.5%-8.9%	9.0%+
			Alaska	District of Columbia	Alabama
			Colorado	Hawaii	Arizona
			Connecticut	Idaho	Arkansas
			Minnesota	Iowa	California
			Montana	Kansas	Delaware
			Vermont	Maine	Florida
			Wisconsin	Massachusetts	Georgia
				Missouri	Illinois
				Nebraska	Indiana
				New Hampshire	Kentucky
				New Jersey	Louisiana
				North Dakota	Maryland
				Oregon	Michigan
				Pennsylvania	Mississippi
				Rhode Island	Nevada
				South Dakota	New Mexico
				Utah	New York
				Washington	North Carolina
				Wyoming	Ohio
					Oklahoma
					South Carolina
					Tennessee
					Texas
					Virginia
					West Virginia

# Age-Adjusted Prevalence of Diagnosed Diabetes Among US Adults

2014



CDC's Division of Diabetes Translation. United States Diabetes Surveillance System available at <http://www.cdc.gov/diabetes/data>



## Age-Adjusted Prevalence of Diagnosed Diabetes Among US Adults, 2014

Missing Data	<4.5%	4.5%-5.9%	6.0%-7.4%	7.5%-8.9%	9.0%+
			Colorado	Alaska	Alabama
			Idaho	Connecticut	Arizona
			Vermont	Hawaii	Arkansas
				Iowa	California
				Maine	Delaware
				Massachusetts	District of Columbia
				Minnesota	Florida
				Montana	Georgia
				Nebraska	Illinois
				Nevada	Indiana
				New Hampshire	Kansas
				New Jersey	Kentucky
				North Dakota	Louisiana
				Oregon	Maryland
				Rhode Island	Michigan
				South Dakota	Mississippi
				Utah	Missouri
				Washington	New Mexico
				Wisconsin	New York
				Wyoming	North Carolina
					Ohio
					Oklahoma
					Pennsylvania
					South Carolina
					Tennessee
					Texas
					Virginia
					West Virginia