

A Publication of the
National Wildfire
Coordinating Group



NWCG Task Book for the Positions of:
BASIC FALLER (FAL3)
INTERMEDIATE FALLER (FAL2)
ADVANCED FALLER (FAL1)

PMS 311-91

NOVEMBER 2014

Task Book Assigned To:

Trainee's Name: _____

Home Unit/Agency: _____

Home Unit Phone Number: _____

Task Book Initiated By:

Official's Name: _____

Home Unit Title: _____

Home Unit/Agency: _____

Home Unit Phone Number: _____

Home Unit Address: _____

Date Initiated: _____

The material contained in this book accurately defines the performance expected of the position for which it was developed. This task book is approved for use as a position qualification document in accordance with the instructions contained herein.

**Verification/Certification of Completed Task Book
for the Position of:**

BASIC FALLER (FAL3)

(position title)

Final Evaluator's Verification

*To be completed **ONLY** when you are recommending the trainee for certification.*

I verify that (trainee name) _____ has successfully performed as a trainee by demonstrating all tasks for the position listed above and should be considered for certification in this position. All tasks are documented with appropriate initials.

Final Evaluator's Signature: _____

Final Evaluator's Printed Name: _____

Home Unit Title: _____

Home Unit/Agency: _____

Home Unit Phone Number: _____ Date: _____

Agency Certification

I certify that (trainee name) _____ has met all requirements for qualification in the above position and that such qualification has been issued.

Certifying Official's Signature: _____

Certifying Official's Printed Name: _____

Title: _____

Home Unit/Agency: _____

Home Unit Phone Number: _____ Date: _____

**Verification/Certification of Completed Task Book
for the Position of:**

INTERMEDIATE FALLER (FAL2)

(position title)

Final Evaluator's Verification

*To be completed **ONLY** when you are recommending the trainee for certification.*

I verify that (trainee name) _____ has successfully performed as a trainee by demonstrating all tasks for the position listed above and should be considered for certification in this position. All tasks are documented with appropriate initials.

Final Evaluator's Signature: _____

Final Evaluator's Printed Name: _____

Home Unit Title: _____

Home Unit/Agency: _____

Home Unit Phone Number: _____ Date: _____

Agency Certification

I certify that (trainee name) _____ has met all requirements for qualification in the above position and that such qualification has been issued.

Certifying Official's Signature: _____

Certifying Official's Printed Name: _____

Title: _____

Home Unit/Agency: _____

Home Unit Phone Number: _____ Date: _____

This document is posted at the NWCG website: <http://www.nwcg.gov/publications/position-taskbooks>

**Verification/Certification of Completed Task Book
for the Position of:**

ADVANCED FALLER (FAL1)

(position title)

Final Evaluator's Verification

*To be completed **ONLY** when you are recommending the trainee for certification.*

I verify that (trainee name) _____ has successfully performed as a trainee by demonstrating all tasks for the position listed above and should be considered for certification in this position. All tasks are documented with appropriate initials.

Final Evaluator's Signature: _____

Final Evaluator's Printed Name: _____

Home Unit Title: _____

Home Unit/Agency: _____

Home Unit Phone Number: _____ Date: _____

Agency Certification

I certify that (trainee name) _____ has met all requirements for qualification in the above position and that such qualification has been issued.

Certifying Official's Signature: _____

Certifying Official's Printed Name: _____

Title: _____

Home Unit/Agency: _____

Home Unit Phone Number: _____ Date: _____

This document is posted at the NWCG website: <http://www.nwcg.gov/publications/position-taskbooks>

NATIONAL WILDFIRE COORDINATING GROUP (NWCG)

POSITION TASK BOOK

NWCG Position Task Books (PTBs) have been developed for designated National Incident Management System (NIMS) positions. Each PTB lists the competencies, behaviors and tasks required for successful performance in specific positions. Trainees must be observed completing all tasks and show knowledge and competency in their performance during the completion of this PTB.

Trainees are evaluated during this process by qualified evaluators, and the trainee's performance is documented in the PTB for each task by the evaluator's initials and date of completion. An Evaluation Record will be completed by all evaluators documenting the trainee's progress after each evaluation opportunity.

Successful performance of all tasks, as observed and recorded by an evaluator, will result in a recommendation to the agency that the trainee be certified in that position. Evaluation and confirmation of the trainee's performance while completing all tasks may occur on one or more training assignments and may involve more than one evaluator during any opportunity.

INCIDENT/EVENT CODING

Each task has a code associated with the type of training assignment where the task may be completed. The codes are: O = other, I = incident, W = wildfire, RX = prescribed fire, W/RX = wildfire OR prescribed fire and R = rare event. The codes are defined as:

- O = Task can be completed in any situation (classroom, simulation, daily job, incident, prescribed fire, etc.).
- I = Task must be performed on an incident managed under the Incident Command System (ICS). Examples include wildland fire, structural fire, oil spill, search and rescue, hazardous material, and an emergency or non-emergency (planned or unplanned) event.
- W = Task must be performed on a wildfire incident.
- RX = Task must be performed on a prescribed fire incident.
- W/RX = Task must be performed on a wildfire OR prescribed fire incident.
- R = Rare events such as accidents, injuries, vehicle or aircraft crashes occur infrequently and opportunities to evaluate performance in a real setting are limited. The evaluator should determine, through interview, if the trainee would be able to perform the task in a real situation.

While tasks can be performed in any situation, they must be evaluated on the specific type of incident/event for which they are coded. For example, tasks coded W must be evaluated on a wildfire; tasks coded RX must be evaluated on prescribed fire and so on. Performance of any task on other than the designated assignment is not valid for qualification.

Tasks within the PTB are numbered sequentially; however, the numbering does NOT indicate the order in which the tasks need to be performed or evaluated.

The bullets under each numbered task are examples or indicators of items or actions related to the task. The purpose of the bullets is to assist the evaluator in evaluating the trainee; the bullets are not all-inclusive. Evaluate and initial ONLY the numbered tasks. DO NOT evaluate and initial each individual bullet.

A more detailed description of this process and definitions of terms are included in the *Wildland Fire Qualification System Guide*, PMS 310-1. This document can be found at <http://www.nwcg.gov/publications/310-1>.

RESPONSIBILITIES

The responsibilities of the Home Unit/Agency, Trainee, Coach, Training Specialist, Evaluator, Final Evaluator and Certifying Official are identified in the *Wildland Fire Qualification System Guide*, PMS 310-1. It is incumbent upon each of these individuals to ensure their responsibilities are met.

INSTRUCTIONS FOR THE POSITION TASK BOOK EVALUATION RECORD

Evaluation Record #

Each evaluator will need to complete an evaluation record. Each evaluation record should be numbered sequentially. Place this number at the top of the evaluation record page and also use it in the column labeled “Evaluation Record #” for each numbered task the trainee has satisfactorily performed.

Trainee Information

Print the trainee’s name, position on the incident/event, home unit/agency, and the home unit/agency address and phone number.

Evaluator Information

Print the Evaluator’s name, position on the incident/event, home unit/agency, and the home unit/agency address and phone number.

Incident/Event Information

Incident/Event Name: Print the incident/event name.

Reference: Enter the incident code and/or fire code.

Duration: Enter inclusive dates during which the trainee was evaluated.

Incident Kind: Enter the kind of incident (wildfire, prescribed fire, search and rescue, flood, hurricane, etc.).

Location: Enter the geographic area, agency, and state.

Management Type or Prescribed Fire Complexity Level: Circle the ICS organization level (Type 5, Type 4, Type 3, Type 2, Type 1, Area Command) or the prescribed fire complexity level (Low, Moderate, High).

Fire Behavior Prediction System (FBPS) Fuel Model Group: Circle the Fuel Model Group letter that corresponds to the predominant fuel type in which the incident/event occurred.

G = Grass Group (includes FBPS Fuel Models 1 – 3):

1 = short grass (1 foot); 2 = timber with grass understory; 3 = tall grass (1½ - 2 feet)

B = Brush Group (includes FBPS Fuel Models 4 – 6):

4 = Chaparral (6 feet); 5 = Brush (2 feet); 6 = dormant brush/hardwood slash;

7 = Southern rough

T = Timber Group (includes FBPS Fuel Models 8 – 10)

8 = closed timber litter; 9 = hardwood litter; 10 = timber (with litter understory)

S = Slash Group (includes FBPS Fuel Models 11 – 13)

11 = light logging slash; 12 = medium logging slash; 13 = heavy logging slash

Evaluator's Recommendation

For 1 – 4, initial only one line as appropriate; this will allow for comparison with your initials in the Qualifications Record.

Record additional remarks/recommendations on an Individual Performance Evaluation, or by attaching an additional sheet to the evaluation record.

Comments

Additional information specific to the evaluator's recommendation. The evaluator should note any deficiencies, additional assignment needs, or additional focus areas that were identified.

Evaluator's Signature

Sign here to authenticate your recommendations.

Date

Document the date the Evaluation Record is being completed.

Evaluator's Relevant Qualification (or agency certification)

List your qualification or certification relevant to the trainee position you supervised.

Note: Evaluators must be either qualified in the position being evaluated or supervise the trainee; Final Evaluators must be qualified in the trainee position they are evaluating.

For FAL3, FAL2, and FAL1 taskbooks only:

- Individual task and final evaluation of FAL3 trainee will be verified or signed by a qualified FAL2 or FAL1.
- Individual task and final evaluation of FAL2 trainee will be verified or signed by a qualified FAL2 or FAL1.
- Individual task and final evaluation of FAL1 trainee will be verified or signed by a qualified FAL1.

Agencies wishing to augment these standards may do so as defined in the National Interagency Incident Management System Wildland Fire Qualification System Guide, PMS 310-1.

Common Tasks for FAL3, FAL2, and FAL1

This task book contains the tasks for Basic Faller (FAL3), Intermediate Faller (FAL2), and Advanced Faller (FAL1) positions. The common tasks for all positions are listed first. These tasks need to be completed only once. The tasks specific to each position are listed following the common tasks. If the trainee desires to qualify for more than one position covered in this task book, they will need to complete the position specific tasks for each position they are seeking in the order of FAL3, FAL2, and then FAL1.

Common Tasks for all three positions	pages 8 – 13	(Tasks 1 – 20)
FAL3 Specific Tasks	pages 14 – 17	(Tasks 21 – 32)
FAL2 Specific Tasks	pages 18 – 20	(Tasks 33 – 43)
FAL1 Specific Tasks	pages 21 – 23	(Tasks 44 – 56)

Competency: Assume position responsibilities.

Description: Successfully assume role of Faller and initiate position activities at the appropriate time according to the following behaviors.

TASK	C O D E	EVAL. RECORD #	EVALUATOR: Initial & date upon completion of task
------	------------------	----------------------	--

Behavior: Ensure readiness for assignment.

1. Obtain and assemble materials needed to perform job. Materials will be assembled and prepared prior to receiving an assignment. Contents will include critical items needed for the assignment and items needed for functioning during the first 48 hours. These items should include the following: <ul style="list-style-type: none"> • Chain saw • Proper chaps • Chain saw files (both flat and round files) • Falling ax • Wedges • Srench • Extra chain • Proper chain saw fuel mix • Bar oil • Tuning screwdriver • Approved fuel container • Miscellaneous chain saw parts 	O		
---	---	--	--

Evaluate the numbered tasks ONLY. DO NOT evaluate bullets; they are provided as examples/additional clarification.

Common Tasks for FAL3, FAL2, and FAL1

TASK	C O D E	EVAL. RECORD #	EVALUATOR: Initial & date upon completion of task
2. Follow safety procedures for foot travel and for transporting personnel and equipment (loading, riding, and unloading). <ul style="list-style-type: none"> • <i>Stowing personal gear, chainsaw, and fuel</i> 	O		

Behavior: Ensure availability, qualifications, and capabilities of resources to complete assignment.

3. Determine assignments and personal equipment needs. <ul style="list-style-type: none"> • <i>Check tools, supplies, and radios.</i> 	O		
---	---	--	--

Behavior: Gather, update, and apply situational information relevant to the assignment.

4. Obtain initial briefing from supervisor. <ul style="list-style-type: none"> • <i>Tactical assignment</i> • <i>Special considerations and hazards</i> 	O		
5. Follow safety guidelines. <ul style="list-style-type: none"> • <i>Inform subordinates of hazards.</i> • <i>Develop plans based on safety guidelines.</i> • <i>Ensure tactical operations maintain the principles of Lookouts, Communication, Escape Routes, Safety Zones (LCES).</i> • <i>Monitor fatigue-follow work/rest guidelines.</i> 	O		

Behavior: Understand and comply with ICS concepts and principles.

6. Apply the ICS. <ul style="list-style-type: none"> • <i>Follow chain of command.</i> • <i>Maintain appropriate span of control.</i> • <i>Use appropriate ICS forms.</i> • <i>Use appropriate ICS terminology.</i> 	O		
--	---	--	--

Evaluate the numbered tasks ONLY. DO NOT evaluate bullets; they are provided as examples/additional clarification.

Common Tasks for FAL3, FAL2, and FAL1

Competency: Communicate effectively.

Description: Use suitable communication techniques to share relevant information with appropriate personnel on a timely basis to accomplish objectives in a rapidly changing, high-risk environment.

TASK	C O D E	EVAL. RECORD #	EVALUATOR: Initial & date upon completion of task
7. Brief and keep supervisor informed and updated. <ul style="list-style-type: none"> • <i>Previous operational assignments</i> • <i>Readiness for next operational period</i> 	O		
8. Coordinate tactical operations with adjoining resources and supervisor and communicate changes. <ul style="list-style-type: none"> • <i>Movement of resources</i> • <i>Tactical decisions</i> • <i>Logistical needs</i> 	O		
9. Review IRPG safety guidelines. <ul style="list-style-type: none"> • <i>LCES</i> • <i>How to Properly Refuse Risk</i> 	O		
10. Attend briefings and meetings as directed. <ul style="list-style-type: none"> • <i>Provide information as requested.</i> • <i>Keep supervisor informed of issues and potential problems.</i> 	O		
11. Participate in functional area briefings and conduct After Action Reviews (AARs). <ul style="list-style-type: none"> • <i>Agency administrative staff</i> • <i>Incident Finance/Administration section</i> 	O		

Evaluate the numbered tasks ONLY. DO NOT evaluate bullets; they are provided as examples/additional clarification.

Common Tasks for FAL3, FAL2, and FAL1

TASK	C O D E	EVAL. RECORD #	EVALUATOR: Initial & date upon completion of task
------	------------------	----------------------	--

Behavior: Ensure documentation is complete and disposition is appropriate.

12. Complete required documentation. <ul style="list-style-type: none"> • <i>Time reports</i> • <i>Accident and injury reports</i> • <i>ICS 214, Unit Log</i> 	O		
--	---	--	--

Behavior: Communicate and ensure understanding of work expectations within the chain of command and across functional areas.

13. Maintain communications with adjoining resources.	O		
14. Take control of your work area. Keep area clear during falling operations.	O		

Evaluate the numbered tasks ONLY. DO NOT evaluate bullets; they are provided as examples/additional clarification.

Common Tasks for FAL3, FAL2, and FAL1

Competency: Ensure completion of assigned actions to meet identified objectives.

Description: Identify, analyze, and apply relevant situational information and evaluate actions to complete assignments safely and meet identified objectives. Complete actions within established timeframe.

TASK	C O D E	EVAL. RECORD #	EVALUATOR: Initial & date upon completion of task
------	------------------	----------------------	--

Behavior: Gather, analyze, and validate information pertinent to the incident or event and make recommendations for setting priorities.

15. Evaluate fuels, topography, and weather factors throughout entire operational period. <ul style="list-style-type: none"> • <i>Fire behavior</i> • <i>LCES</i> 	O		
16. Recon area of assigned responsibility, consult with supervisor on resource needs and suggest adjustments as necessary.	O		

Behavior: Take appropriate action based on assessed risks.

17. Apply the Risk Management Process found in the IRPG and Wildland Fire Incident Management Field Guide. <ul style="list-style-type: none"> • <i>Step 1: Situation Awareness</i> • <i>Step 2: Hazard Assessment</i> • <i>Step 3: Hazard Control</i> • <i>Step 4: Decision Point</i> • <i>Step 5: Evaluate</i> 	O		
--	---	--	--

Evaluate the numbered tasks ONLY. DO NOT evaluate bullets; they are provided as examples/additional clarification.

Common Tasks for FAL3, FAL2, and FAL1

TASK	C O D E	EVAL. RECORD #	EVALUATOR: Initial & date upon completion of task
18. Demonstrate a systematic size up assessment of the project area and cutting task. <ul style="list-style-type: none"> • <i>Assess the scene for potential targets, hazards and safety concerns.</i> • <i>Conduct a top to bottom, or bottom to top assessment of the tree for defect.</i> • <i>Clear the area around the stump of possible tripping hazards etc.</i> • <i>Determine primary and secondary lean.</i> • <i>Establish and clear primary and secondary escape routes.</i> • <i>Walk the lay checking for obstructions.</i> • <i>Plan the falling cuts to be employed.</i> • <i>Communicate the plan and clear the area</i> • <i>Fall the tree using all proper safety techniques as outlined in the JHA or RMA.</i> 	O		

Behavior: Modify approach based on evaluation of incident situation.

19. Maintain situation awareness. <ul style="list-style-type: none"> • <i>Develop contingency plans.</i> 	O		
20. Recognize and adapt to an incident within an incident. <ul style="list-style-type: none"> • <i>Ensure scene safety for responders and victim.</i> • <i>Ensure first aid treatment is provided.</i> • <i>Notify supervisor of incident.</i> • <i>Arrange for medical treatment and evacuation from fireline or project area.</i> 	O		

Evaluate the numbered tasks ONLY. DO NOT evaluate bullets; they are provided as examples/additional clarification.

FAL3 Specific Tasks

TASK	C O D E	EVAL. RECORD #	EVALUATOR: Initial & date upon completion of task
21. Describe personal safety considerations and attitudes (risk management) when undertaking chain saw operations. This may include but is not limited to: <ul style="list-style-type: none"> • <i>Job complacency</i> • <i>Confidence level</i> • <i>Refuse assignment when complexity is higher than current skill level or ability</i> • <i>Qualification for assignment</i> • <i>Distractions</i> • <i>Proper PPE</i> • <i>Physical conditioning/fatigue</i> 	O		
Behavior: Anticipate logistical support as necessary.			
22. Request logistical support needs through chain of command. <ul style="list-style-type: none"> • <i>Understand established incident ordering procedures.</i> 	O		

Evaluate the numbered tasks ONLY. DO NOT evaluate bullets; they are provided as examples/additional clarification.

FAL3 Specific Tasks

Competency: Ensure completion of assigned actions to meet identified objectives.

TASK	C O D E	EVAL. RECORD #	EVALUATOR: Initial & date upon completion of task
23. Demonstrate proper fuels and fueling procedures for a chain saw. <ul style="list-style-type: none"> • <i>Properly mix fuel for chain saw.</i> • <i>Fuel chain saw complying with agency environmental requirements.</i> • <i>Describe approved handling and transportation of chain saw fuel and oils.</i> • <i>Describe proper disposal methods of chain saw fuel and oils in the field and at home unit.</i> 	O		
24. Demonstrate the ability to troubleshoot minor mechanical problems, such as: <ul style="list-style-type: none"> • <i>Poor cutting with chain.</i> • <i>Engine will not start.</i> • <i>Carburetor out of adjustment.</i> 	O		
25. Demonstrate the ability to perform maintenance on a chain saw: <ul style="list-style-type: none"> • <i>Bar maintenance</i> • <i>Chain maintenance</i> • <i>Routine Powerhead maintenance (e.g., air filter inspection and cleaning, tightening of bolts, etc.)</i> 	O		
26. Demonstrate established procedures for safe chain saw operations on a project or incident assignment for a Basic Faller (FAL3). <ul style="list-style-type: none"> • <i>Handle chain saw safely during transportation in vehicles and on foot.</i> • <i>Follow approved chain saw starting and handling procedures.</i> • <i>Properly identify trees within skill level and complexity.</i> • <i>Correctly mitigate hazards or decline the assignment.</i> • <i>Follow safety briefing components while performing chain saw operation.</i> • <i>Maintain safe work spacing between faller, swamper, and other personnel.</i> 	O		

Evaluate the numbered tasks ONLY. DO NOT evaluate bullets; they are provided as examples/additional clarification.

FAL3 Specific Tasks

TASK	C O D E	EVAL. RECORD #	EVALUATOR: Initial & date upon completion of task
27. Identify and explain hazards and reactive forces during a cutting operation. <ul style="list-style-type: none"> • <i>Knowledge of reactive forces (recognizes causes of kickback and takes measures to avoid).</i> • <i>Knowledge of tension and compression in wood.</i> • <i>Spring poles</i> 	O		
28. Receive and understand a briefing from the appropriate supervisor on cutting operations. <ul style="list-style-type: none"> • <i>Job Hazard Analysis or Risk Management Assessment</i> • <i>Project Description</i> • <i>Medical Plan</i> 	O		
29. Demonstrate proper chainsaw use on a project or incident to accomplish brushing, thinning, bucking, and limbing. <ul style="list-style-type: none"> • <i>Foot travel with chain saw</i> • <i>Identify overhead and ground hazards</i> • <i>Body positioning</i> • <i>Thumb placement</i> • <i>Bar tip management</i> • <i>Limb removal sequence</i> • <i>Kickback avoidance</i> • <i>Appropriate use of chain brake</i> • <i>Cutting Technique</i> 	O		
30. Describe the elements of a Job Hazard Analysis (JHA) or Risk Management Assessment (RMA) required for chain saw operations and apply to a given situation. <ul style="list-style-type: none"> • <i>Identify the task or procedure to be accomplished.</i> • <i>Identify hazards associated with the task or procedure:</i> <ul style="list-style-type: none"> - <i>Physical</i> - <i>Environmental</i> - <i>Chemical</i> - <i>Miscellaneous</i> • <i>Implement actions to reduce or eliminate hazards.</i> • <i>Identify first aid supplies/location and emergency evacuation procedures.</i> 	O		

Evaluate the numbered tasks ONLY. DO NOT evaluate bullets; they are provided as examples/additional clarification.

FAL3 Specific Tasks

TASK	C O D E	EVAL. RECORD #	EVALUATOR: Initial & date upon completion of task
31. Describe the proper procedures for maintaining a chain saw during typical chain saw operations. <ul style="list-style-type: none"> • <i>Determine that the chain saw is in safe working condition prior to use.</i> • <i>Identify external fasteners required to maintain chain saw components.</i> • <i>Demonstrate the ability to remove the drive sprocket cover and bar, properly clean, reassemble, and tension the chain.</i> • <i>Describe the methods used to adjust the tuning of the chain saw carburetor with tachometer.</i> • <i>Clean the chain saw in field operational environments.</i> • <i>Ensure proper function of the automatic oiler.</i> • <i>Identify daily, weekly, and monthly chain saw maintenance requirements.</i> • <i>Ensure all chain saw safety features are in place and functional. This may include but is not limited to:</i> <ul style="list-style-type: none"> - <i>Chain brake</i> - <i>Tip guard</i> - <i>Spark arrestor</i> - <i>Anti-vibration system</i> - <i>Throttle lock</i> 	O		
32. Demonstrate proper methods for sharpening a chain using required PPE and tools. <ul style="list-style-type: none"> • <i>Sharpening jig</i> • <i>File guide</i> 	O		

Evaluate the numbered tasks ONLY. DO NOT evaluate bullets; they are provided as examples/additional clarification.

FAL2 Specific Tasks

Competency: Ensure completion of assigned task to meet identified objectives.

TASK	C O D E	EVAL. RECORD ##	EVALUATOR: Initial & date upon completion of task
------	------------------	-----------------------	--

Behavior: Follow established procedures and/or safety procedures relevant to given assignment.

<p>33. Analyze a project or incident felling assignment for safety, complexity level, and efficiency considerations.</p> <ul style="list-style-type: none"> • <i>Tree characteristics</i> <ul style="list-style-type: none"> - <i>Species</i> - <i>Diameter at Brest Height (DBH)</i> - <i>Live or dead</i> - <i>Sound/soft</i> - <i>Direction and degree of lean</i> - <i>Weight distribution</i> • <i>Soundness/defects</i> <ul style="list-style-type: none"> - <i>Fire/insect damage</i> - <i>Multiple tops</i> - <i>Widow makers</i> - <i>Bark soundness</i> - <i>Deformities</i> - <i>Splits and frost cracks</i> • <i>Base of the tree</i> <ul style="list-style-type: none"> - <i>Soundness of root system</i> - <i>Conks and mushrooms</i> • <i>Surrounding terrain</i> <ul style="list-style-type: none"> - <i>Steepness</i> - <i>Rocks</i> - <i>Draws and ridges</i> • <i>Immediate work area</i> <ul style="list-style-type: none"> - <i>Walk the intended lay</i> <ul style="list-style-type: none"> ○ <i>Consequences of lay</i> ○ <i>People</i> ○ <i>Roads</i> ○ <i>Vehicles</i> ○ <i>Hazards</i> ○ <i>Snags in area</i> ○ <i>Footing</i> ○ <i>Escape routes/safety zones</i> 	O		
---	---	--	--

Evaluate the numbered tasks ONLY. DO NOT evaluate bullets; they are provided as examples/additional clarification.

FAL2 Specific Tasks

TASK	C O D E	EVAL. RECORD #	EVALUATOR: Initial & date upon completion of task
34. Demonstrate proficiency in chain saw mechanics and maintenance sufficient for project and fireline assignments. <ul style="list-style-type: none"> • <i>Troubleshoot performance problems and correct minor mechanical problems in the field.</i> • <i>Demonstrate the methods used to adjust the tuning of the chain saw carburetor with tachometer.</i> • <i>Identify mechanical conditions that require shop mechanic repair.</i> 	O		
35. Provide for a safe felling environment. <ul style="list-style-type: none"> • <i>Implement the Job Hazard Analysis or equivalent.</i> • <i>Apply LCES to the felling operation.</i> • <i>Ensure adequate spacing between all personnel is maintained.</i> • <i>Post lookouts and road guards.</i> • <i>Conduct (“FALLING!”) warning shout appropriately.</i> • <i>Identify alternatives and solutions for situations that exceed faller’s skill level.</i> • <i>Ensure written Medical Plan is in place.</i> 	O		
36. Perform felling area briefing (size up) which may include: <ul style="list-style-type: none"> • <i>Fire behavior</i> • <i>Stand health/characteristics</i> • <i>Hazard trees</i> • <i>Terrain</i> • <i>Weather</i> • <i>Visibility</i> • <i>Position on slope</i> • <i>Hazards to tree felling operations</i> • <i>Targets of value</i> • <i>Hazards within the planned felling lay</i> 	O		
37. Perform individual tree assessment which may include briefing on: <ul style="list-style-type: none"> • <i>Defect</i> • <i>Lean</i> • <i>Overhead hazards</i> • <i>Wildlife</i> 	O		

Evaluate the numbered tasks ONLY. DO NOT evaluate bullets; they are provided as examples/additional clarification.

FAL2 Specific Tasks

TASK	C O D E	EVAL. RECORD #	EVALUATOR: Initial & date upon completion of task
38. Demonstrate appropriate felling techniques on a project or incident assignment. <ul style="list-style-type: none"> • <i>Swamp out felling area around tree base.</i> • <i>Determine lean.</i> • <i>Identify lay and hazards related to the intended direction of fall.</i> • <i>Identify escape route.</i> • <i>Determine and execute the appropriate felling technique using wedges as needed.</i> • <i>Perform a stump analysis.</i> 	O		
39. Demonstrate correct bucking procedures.	O		
40. Demonstrate removal of hang-up trees.	O		
41. Demonstrate the ability to fall a hazard tree of moderate complexity. <ul style="list-style-type: none"> • <i>Check for and analyze indicators of defect</i> • <i>Assess soundness/instability</i> • <i>Sufficient holding wood</i> • <i>Aerial hazards</i> • <i>Employee appropriate falling technique</i> 	O		
42. Recognize and identify hazards inherent with Wildland/Urban Interface during chain saw operations. This includes but is not limited to: <ul style="list-style-type: none"> • <i>Public</i> • <i>Structures and utilities</i> • <i>Pets and livestock</i> 	O		
43. Participate in training Basic Faller (FAL3) in the classroom and field. <ul style="list-style-type: none"> • <i>Assist in the delivery of an agency-approved chain saw training course (S-212, Wildland Fire Chain Saws, or equivalent) or refresher.</i> 	O		

Evaluate the numbered tasks ONLY. DO NOT evaluate bullets; they are provided as examples/additional clarification.

FAL1 Specific Tasks

Competency: Ensure completion of assigned actions to meet identified objectives.

TASK	C O D E	EVAL. RECORD #	EVALUATOR: Initial & date upon completion of task
------	------------------	----------------------	--

Behavior: Follow established procedures and/or safety procedures relevant to given assignment.

44. Develop a Job Hazard Analysis or Risk Management Assessment for a chain saw operation.	O		
45. Identify potential hazards and mitigating techniques given various tree species, stand conditions, and indicators of defect. <ul style="list-style-type: none"> • <i>Conifers versus hardwood</i> • <i>Dead versus live</i> • <i>Root systems</i> • <i>Wood properties</i> • <i>Growth forms</i> • <i>Stand density</i> • <i>Conks, boles, or mistletoe</i> 	O		

Behavior: Make appropriate decisions based on analysis of gathered information.

46. Develop a felling plan and present a briefing to personnel assigned to the operation.	O		
---	---	--	--

Behavior: Follow established procedures and/or safety procedures relevant to given assignment.

47. Demonstrate proficiency in advanced maintenance and troubleshooting in the field. This may include but is not limited to: <ul style="list-style-type: none"> • <i>Fuel/spark/air</i> • <i>Starter assembly</i> • <i>Bar stud</i> • <i>Performance problem troubleshooting</i> • <i>Minor mechanical problem correction</i> 	O		
---	---	--	--

Evaluate the numbered tasks ONLY. DO NOT evaluate bullets; they are provided as examples/additional clarification.

FAL1 Specific Tasks

Behavior: Take appropriate action based on assessed risks.

TASK	C O D E	EVAL. RECORD #	EVALUATOR: Initial & date upon completion of task
48. Describe appropriate techniques for complex felling assignments such as: <ul style="list-style-type: none"> • <i>Fire-weakened trees</i> • <i>Cat-faced trees</i> • <i>Leaners</i> • <i>Stove pipes (hollowed out trees)</i> • <i>Snags with missing tops</i> • <i>Snags with loose or compromised tops</i> • <i>Hang-ups</i> • <i>Trees leaning towards a target</i> 	O		
49. Demonstrate proper chain saw handling and cutting techniques to successfully accomplish felling a tree of moderate complexity to a predetermined lay: <ul style="list-style-type: none"> • <i>Apply chainsaw situational awareness (size up)</i> • <i>Verbalize the work plan</i> • <i>Perform a Stump Analysis</i> 	O		
50. Demonstrate felling a tree significantly off its plumbed lean (this simulates avoiding a target which may currently be in the direction of the lean).	O		
51. Demonstrate the double-cut method by felling a tree the diameter of which is greater than one and one-half times the bar length.	O		
52. Demonstrate felling a tree that lacks top weight and lean (an example is a broken-topped large diameter snag which is straight up and down).	O		
53. Demonstrate the appropriate application of boring techniques (to test soundness or to fall a green tree with lean to prevent barber chair).	O		
54. Demonstrate felling a fire-weakened tree.	O		
55. Successfully mitigate a hang-up tree using the appropriate method.	O		

Evaluate the numbered tasks ONLY. DO NOT evaluate bullets; they are provided as examples/additional clarification.

FAL1 Specific Tasks

TASK	C O D E	EVAL. RECORD #	EVALUATOR: Initial & date upon completion of task
56. Participate in training Intermediate Fallers (FAL2) in the classroom and field. <ul style="list-style-type: none"> • <i>Assist in the delivery of an agency-approved chain saw training course (S-212, Wildland Fire Chain Saws, or equivalent) or refresher.</i> 	O		

Evaluate the numbered tasks ONLY. DO NOT evaluate bullets; they are provided as examples/additional clarification.

Trainee Information

Printed Name:
 Trainee Position on Incident/Event:
 Home Unit/Agency:
 Home Unit /Agency Address and Phone Number:

Evaluator Information

Printed Name:
 Evaluator Position on Incident/Event:
 Home Unit/Agency:
 Home Unit /Agency Address and Phone Number:

Incident/Event Information

Incident/Event Name: _____ Reference (Incident Number/Fire Code): _____
 Duration: _____
 Incident Kind: Wildfire, Prescribed Fire, All Hazard, Other (specify): _____
 Location (include Geographic Area, Agency, and State): _____
 Management Type (circle one): Type 5, Type 4, Type 3, Type 2, Type 1, Area Command
OR Prescribed Fire Complexity Level (circle one): Low, Moderate, High
 FBPS Fuel Model Letter: G = Grass, B = Brush, T = Timber, S = Slash

Evaluator's Recommendation
 (Initial only one line as appropriate)

- _____ 1) The tasks initialed and dated by me on the Qualification Record have been performed under my supervision in a satisfactory manner. The trainee has successfully performed all tasks in the PTB for the position. I have completed the Final Evaluator's Verification section and recommend the trainee be considered for agency certification.
- _____ 2) The tasks initialed and dated by me on the Qualification Record have been performed under my supervision in a satisfactory manner. However, opportunities were not available for all tasks (or all uncompleted tasks) to be performed and evaluated on this assignment. An additional assignment is needed to complete the evaluation.
- _____ 3) The trainee did not complete certain tasks in the PTB in a satisfactory manner and additional training, guidance, or experience is recommended.
- _____ 4) The individual is severely deficient in the performance of tasks in the PTB for the position and additional training, guidance, or experience is recommended prior to another training assignment.

Comments:

Evaluator's Signature: _____ Date: _____
 Evaluator's Relevant Qualification (or agency certification): _____

Trainee Information

Printed Name:
 Trainee Position on Incident/Event:
 Home Unit/Agency:
 Home Unit /Agency Address and Phone Number:

Evaluator Information

Printed Name:
 Evaluator Position on Incident/Event:
 Home Unit/Agency:
 Home Unit /Agency Address and Phone Number:

Incident/Event Information

Incident/Event Name: _____ Reference (Incident Number/Fire Code): _____
 Duration: _____
 Incident Kind: Wildfire, Prescribed Fire, All Hazard, Other (specify): _____
 Location (include Geographic Area, Agency, and State): _____
 Management Type (circle one): Type 5, Type 4, Type 3, Type 2, Type 1, Area Command
OR Prescribed Fire Complexity Level (circle one): Low, Moderate, High
 FBPS Fuel Model Letter: G = Grass, B = Brush, T = Timber, S = Slash

Evaluator's Recommendation
 (Initial only one line as appropriate)

- _____ 1) The tasks initialed and dated by me on the Qualification Record have been performed under my supervision in a satisfactory manner. The trainee has successfully performed all tasks in the PTB for the position. I have completed the Final Evaluator's Verification section and recommend the trainee be considered for agency certification.
- _____ 2) The tasks initialed and dated by me on the Qualification Record have been performed under my supervision in a satisfactory manner. However, opportunities were not available for all tasks (or all uncompleted tasks) to be performed and evaluated on this assignment. An additional assignment is needed to complete the evaluation.
- _____ 3) The trainee did not complete certain tasks in the PTB in a satisfactory manner and additional training, guidance, or experience is recommended.
- _____ 4) The individual is severely deficient in the performance of tasks in the PTB for the position and additional training, guidance, or experience is recommended prior to another training assignment.

Comments:

Evaluator's Signature: _____ Date: _____
 Evaluator's Relevant Qualification (or agency certification): _____

Trainee Information

Printed Name:







Trainee Position on Incident/Event:

Home Unit/Agency:

Home Unit /Agency Address and Phone Number:

Advanced Faller (FAL1) Stump Analysis

EVALUATOR’S STUMP ANALYSIS SKETCHES

		
Tree 1	Tree 2	Tree 3
Height _____ DBH _____	Height _____ DBH _____	Height _____ DBH _____
% Slope _____ Species _____	% Slope _____ Species _____	% Slope _____ Species _____
Condition _____	Condition _____	Condition _____
Feet from Center of Lay _____	Feet from Center of Lay _____	Feet from Center of Lay _____
Evaluation Block Reference #: _____	Evaluation Block Reference #: _____	Evaluation Block Reference #: _____
		
Tree 4	Tree 5	Tree 6
Height _____ DBH _____	Height _____ DBH _____	Height _____ DBH _____
% Slope _____ Species _____	% Slope _____ Species _____	% Slope _____ Species _____
Condition _____	Condition _____	Condition _____
Feet from Center of Lay _____	Feet from Center of Lay _____	Feet from Center of Lay _____
Evaluation Block Reference #: _____	Evaluation Block Reference #: _____	Evaluation Block Reference #: _____

Trainee Information

Printed Name:







Trainee Position on Incident/Event:

Home Unit/Agency:

Home Unit /Agency Address and Phone Number:

Intermediate Faller (FAL2) Stump Analysis

EVALUATOR'S STUMP ANALYSIS SKETCHES

		
Tree 1	Tree 2	Tree 3
Height _____ DBH _____	Height _____ DBH _____	Height _____ DBH _____
% Slope _____ Species _____	% Slope _____ Species _____	% Slope _____ Species _____
Condition _____	Condition _____	Condition _____
Feet from Center of Lay _____	Feet from Center of Lay _____	Feet from Center of Lay _____
Evaluation Block Reference #: _____	Evaluation Block Reference #: _____	Evaluation Block Reference #: _____
		
Tree 4	Tree 5	Tree 6
Height _____ DBH _____	Height _____ DBH _____	Height _____ DBH _____
% Slope _____ Species _____	% Slope _____ Species _____	% Slope _____ Species _____
Condition _____	Condition _____	Condition _____
Feet from Center of Lay _____	Feet from Center of Lay _____	Feet from Center of Lay _____
Evaluation Block Reference #: _____	Evaluation Block Reference #: _____	Evaluation Block Reference #: _____

Trainee Information

Printed Name:







Trainee Position on Incident/Event:

Home Unit/Agency:

Home Unit /Agency Address and Phone Number:

Basic Faller (FAL3) Stump Analysis

EVALUATOR'S STUMP ANALYSIS SKETCHES

		
Tree 1	Tree 2	Tree 3
Height _____ DBH _____	Height _____ DBH _____	Height _____ DBH _____
% Slope _____ Species _____	% Slope _____ Species _____	% Slope _____ Species _____
Condition _____	Condition _____	Condition _____
Feet from Center of Lay _____	Feet from Center of Lay _____	Feet from Center of Lay _____
Evaluation Block Reference #: _____	Evaluation Block Reference #: _____	Evaluation Block Reference #: _____
		
Tree 4	Tree 5	Tree 6
Height _____ DBH _____	Height _____ DBH _____	Height _____ DBH _____
% Slope _____ Species _____	% Slope _____ Species _____	% Slope _____ Species _____
Condition _____	Condition _____	Condition _____
Feet from Center of Lay _____	Feet from Center of Lay _____	Feet from Center of Lay _____
Evaluation Block Reference #: _____	Evaluation Block Reference #: _____	Evaluation Block Reference #: _____