

# **Water Year 2012**

## **CVPIA 3406(b)(2)**

### **Operations and Accounting**



**Calfed Operations Group**  
**March 27, 2013**

# Implementation

- **May 2003 DOI (b)(2) Decision, as clarified by December 2003 Interior Guidance Memo.**
- **The Ninth Circuit's January 2004 decision, and Judge Wanger's September 2008 decision.**
- **Continued use of (b)(1) re-operation.**

# Implementation

- **WY 2012 was classified as Below Normal in the Sacramento Basin and Dry in the San Joaquin basin. No deficiencies were imposed on CVP northern Ag Service Contractors. (b)(2) assets were 800,000 AF.**
- **In 2012 CVP operations were implemented consistent with both the NMFS BO for Salmonids and Sturgeon (June 2009) and FWS BO for Delta Smelt (December 2008).**

# CVPIA Section 3406 (b)(2) water

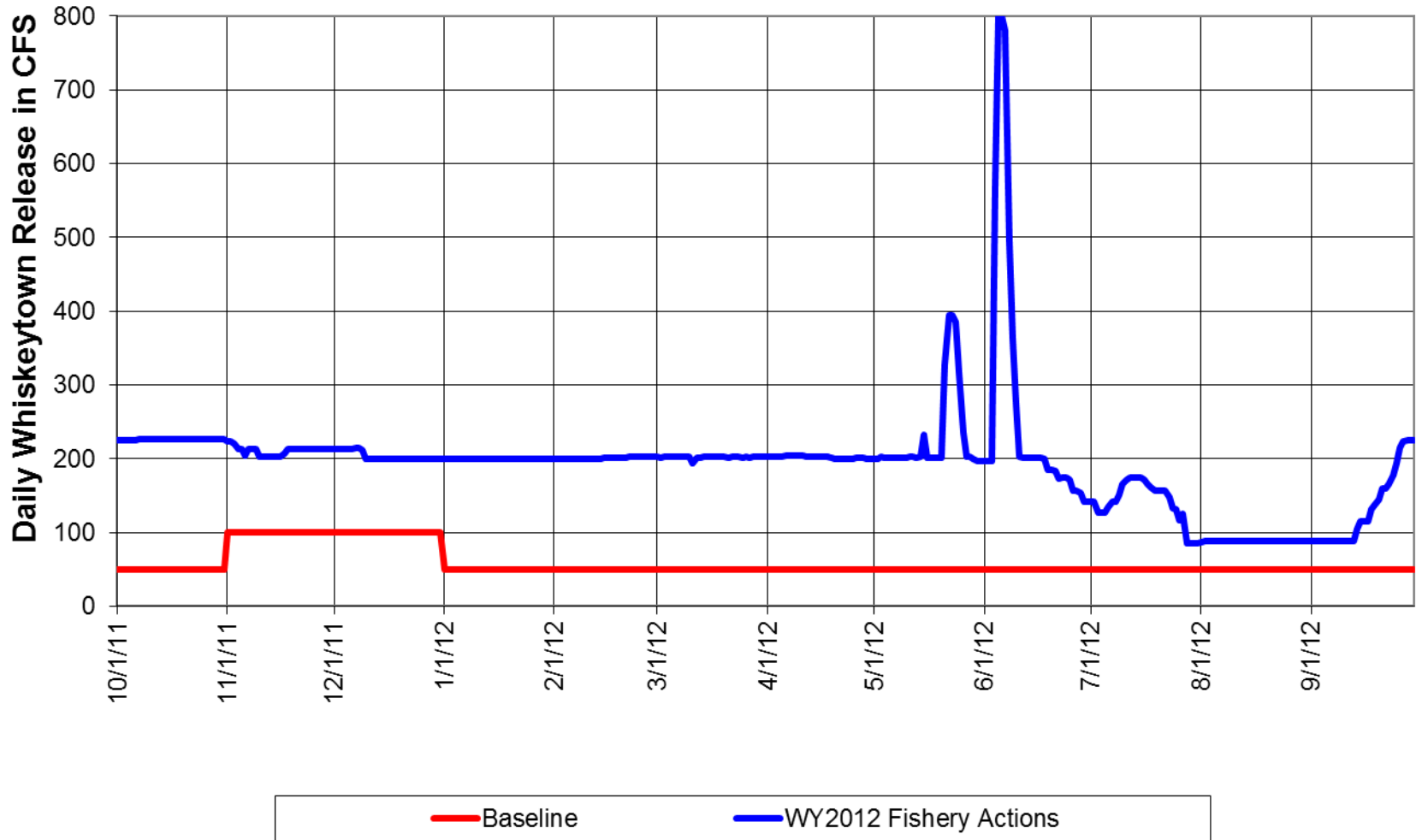
## Technical background:

- **(b)(2) fish actions are based on forecasted operations, real-time monitoring, AFRP documents, published literature, IEP and DFG reports.**
- **CVPIA's mandate to double natural production of anadromous fish.**
- **CVPIA's instructions to "...provide flows of suitable quality, quantity, and timing to protect all life stages of anadromous fish..."**

# **CVP Operations**

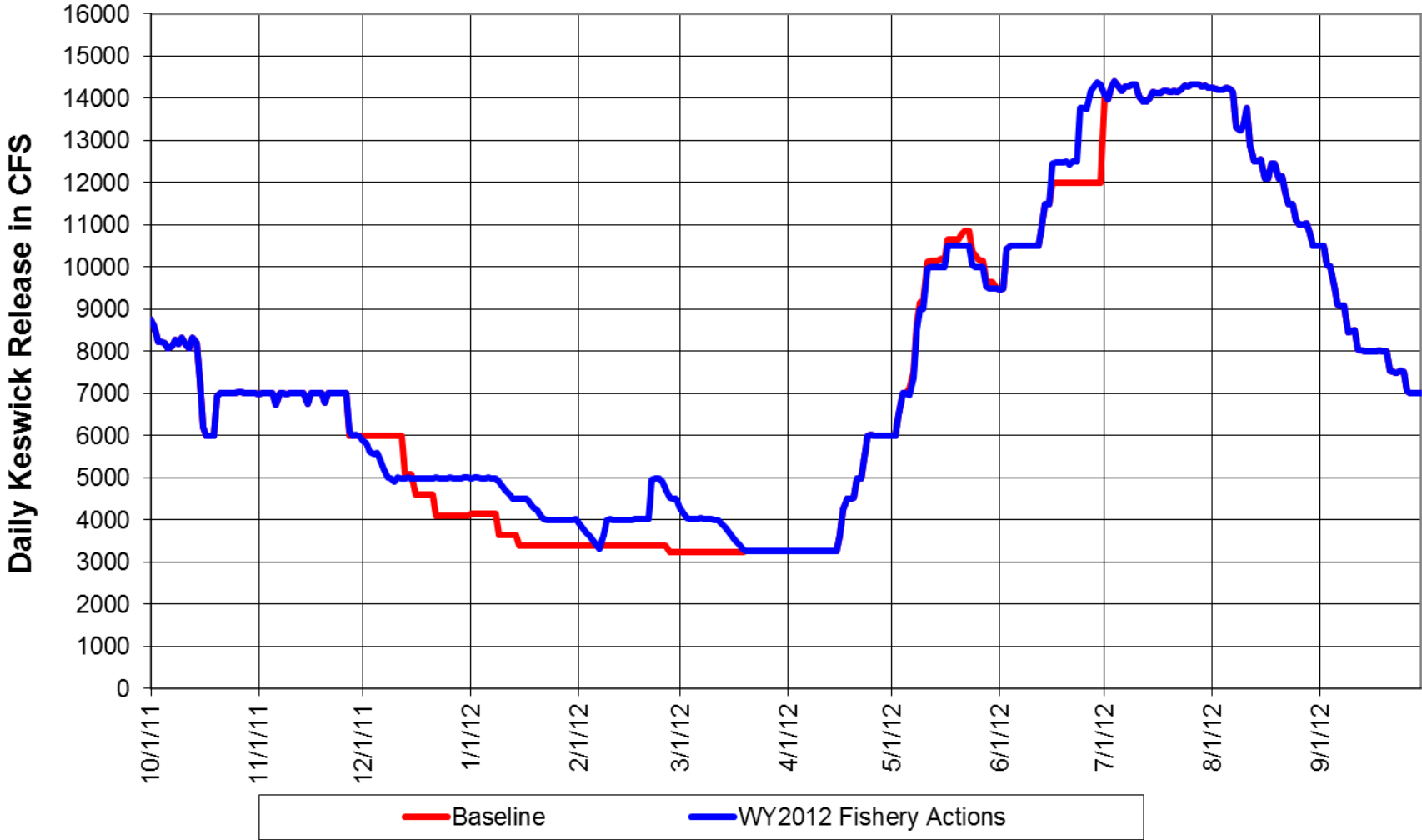
# Clear Creek Operations

Data from DOI Daily Accounting



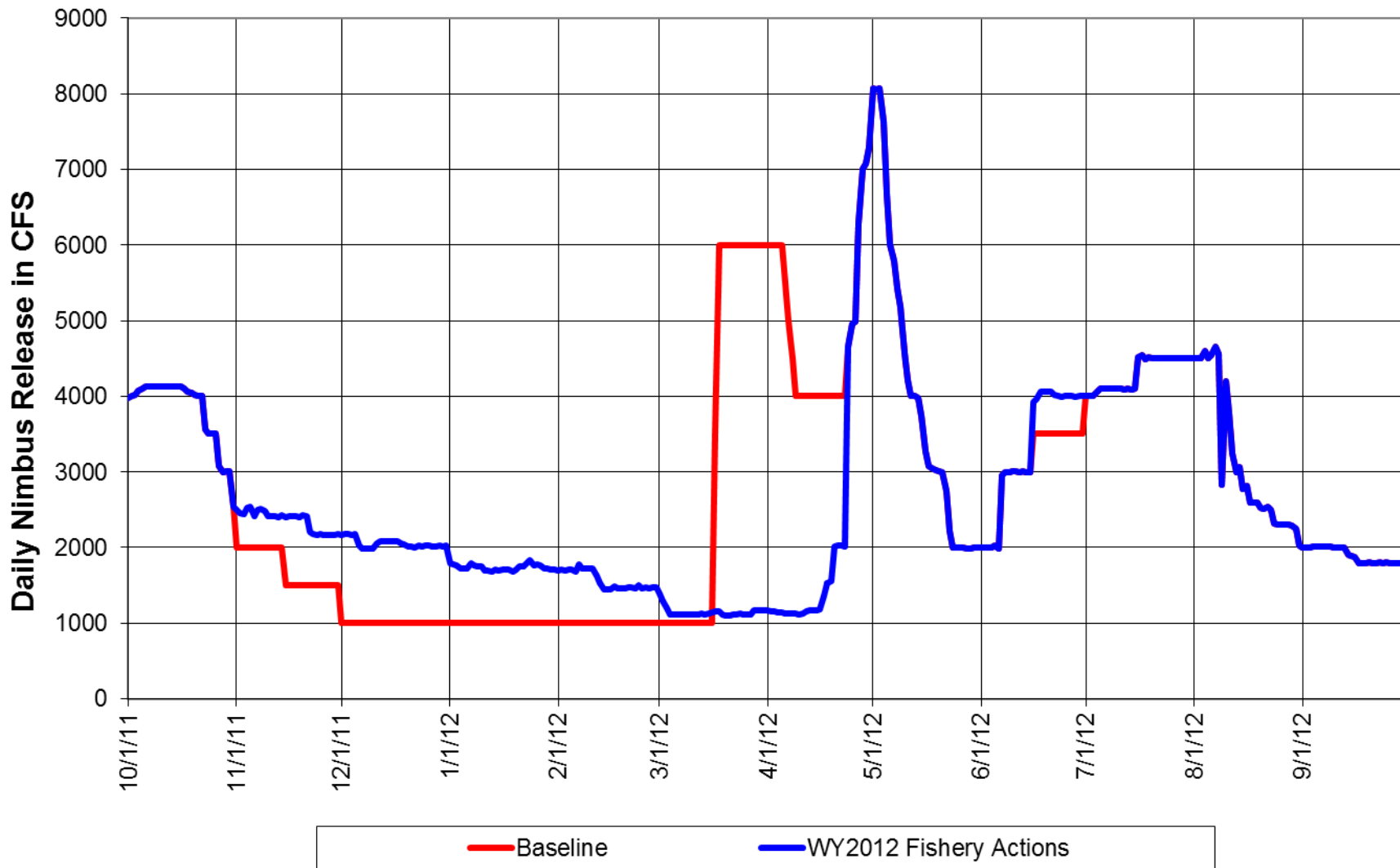
# Sacramento River Operations

Data from DOI Daily Accounting



# American River Operations

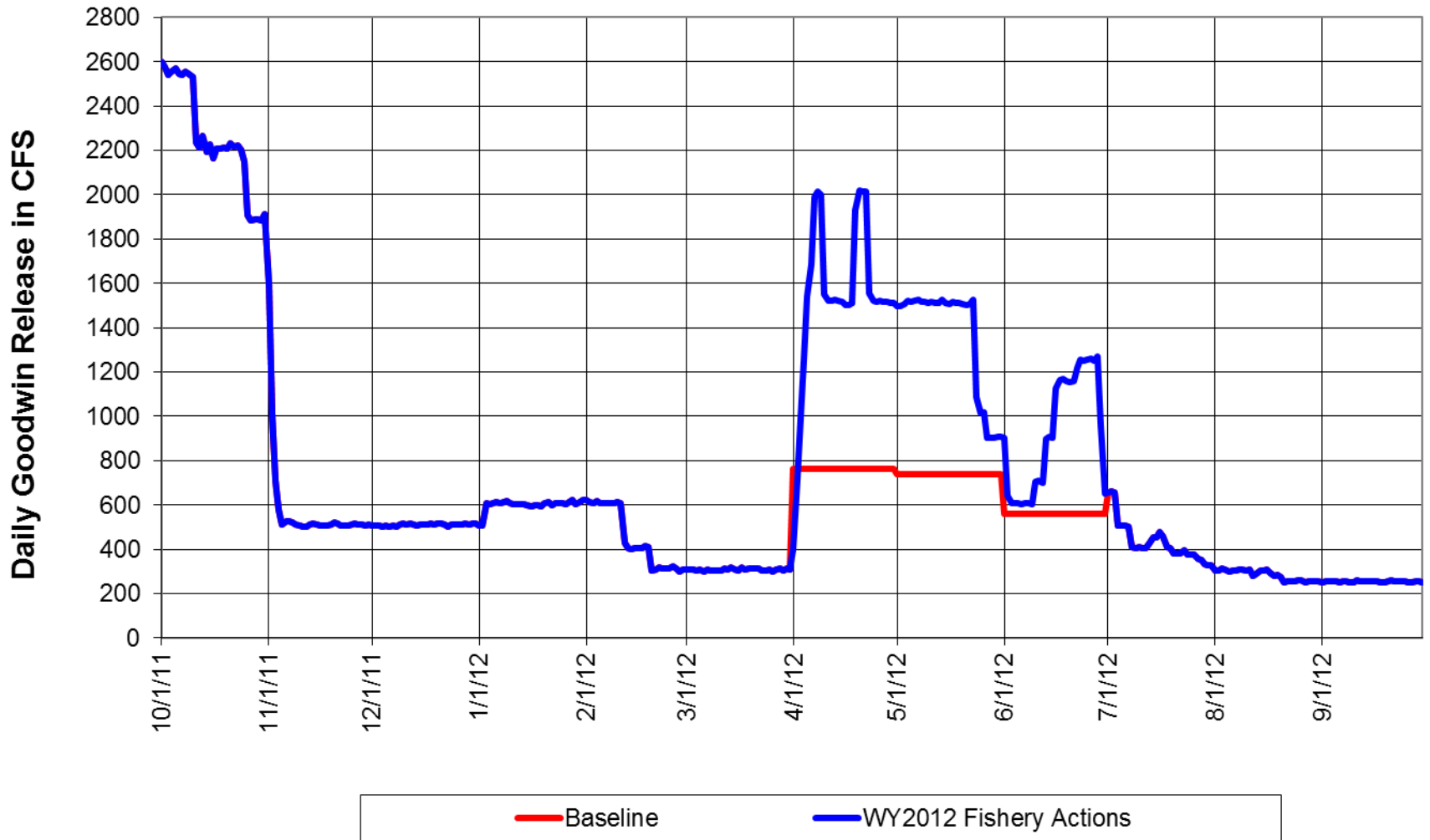
Data from DOI Daily Accounting





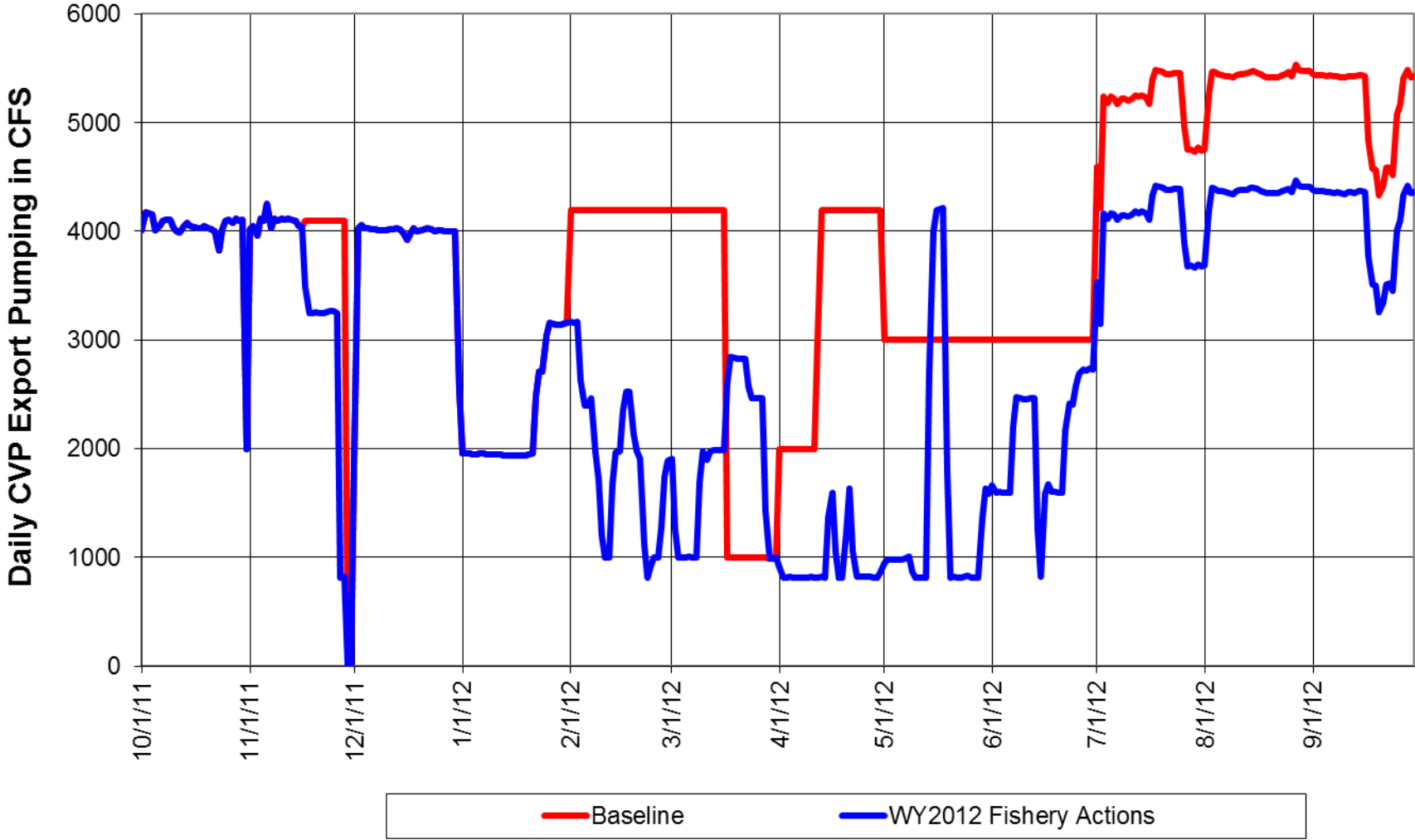
# Stanislaus River Operations

Data from DOI Daily Accounting



# CVP Delta Export Operations

Data from DOI Daily Accounting



**(b)(2) Accounting**

## Water Year 2012 DRAFT CVP Accounting of (b)(2) Actions in TAF

### Fish Actions

	Oct-Jan												Oct-Sep	
	Oct	Nov	Dec	Jan	Total	Feb	Mar	Apr	May	Jun	Jul	Aug	Sep	Total
1 Clear Creek Release towards AFRP Objectives/Salmonid RPA	10.8	6.6	6.3	9.2	32.9	8.7	9.3	9.1	1.5	0.0	0.0	0.0	0.0	61.5
2 Sacramento River Release towards AFRP Objectives/Salmonid RPA	0.0	0.2	22.5	51.0	73.7	3.1	0.0	0.0	0.0	0.0	0.0	0.0	0.0	76.8
3 American River Release towards AFRP Objectives/Salmonid RPA	0.0	37.4	48.9	45.3	131.6	32.7	4.8	0.0	0.0	0.0	0.0	0.0	0.0	169.1
4 Stanislaus River Release towards AFRP Objectives/Salmonid RPA	0.0	0.0	0.0	0.0	0.0	0.0	0.0	47.4	38.8	1.5	0.0	0.0	0.0	87.7
5 Export Reduction for Salmonid RPA	0.0	0.0	0.0	0.0	0.0	15.3	84.4	144.7	104.3	27.9	0.0	0.0	0.0	376.6
6 Export Reduction for WQCP Delta Outflow Reqts and Smelt RPA (OMR)	0.0	0.0	0.0	0.0	0.0	0.0	0.0	0.0	0.0	28.5	0.0	0.0	0.0	28.5
<b>Total</b>					<b>238.2</b>								<b>800.2</b>	

## Water Year 2012 Draft CVP Accounting of Actions in TAF not covered with (b)(2) Water

	Oct-Jan												Oct-Sep	
	Oct	Nov	Dec	Jan	Total	Feb	Mar	Apr	May	June	July	Aug	Sept	Total
	<b>1 Stanislaus River Release for WQCP</b>					0.0					20.5			
<b>2 Export Reduction for WQCP Delta Outflow Reqts</b>					0.0	117.2								117.2
<b>3 Export Reduction for Smelt RPA (X2/outflow)</b>		29.3			29.3									29.3
<b>4 Upstream Releases for WQCP Delta Outflow Reqts</b>					0.0	38.6	24.3			51.3				114.2
<b>5 Export reduction for D-1485 (replacement pumping)</b>					0.0						65.7	65.7	63.5	194.9
<b>Total</b>					29.3									476.1

- Questions?