



Office of Energy Projects Energy Infrastructure Update *For December 2014*

Natural Gas Highlights

- Transco received authorization to construct and operate its Leidy Southeast Expansion Project which will provide 525 MMcf/d of capacity from Transco's Leidy Line in PA to delivery points as far south as AL.
- ANR received authorization to construct and operate its Sulphur Springs Compression Project which will provide 133.6 MMcf/d of capacity on ANR's Lebanon Lateral in IN and OH.
- Constitution Pipeline and Iroquois received authorization to construct and operate the Constitution Pipeline and Wright Interconnection Projects. These projects will provide 650 MMcf/d of capacity from receipt points in Susquehanna County, PA to the proposed Wright interconnection with Iroquois in Schoharie County, NY.
- TETCO received authorization to construct and operate its OPEN Project. This project will provide 550 MMcf/d of capacity from receipt points in OH to delivery points in the Gulf Coast area.
- Columbia received authorization to construct and operate its East Side Expansion Project. This project will provide 312 MMcf/d of capacity for five shippers on Columbia's existing system in PA, NJ, NY, and MD.
- TETCO received authorization to construct and operate its U2GC Project which will provide 425 MMcf/d of capacity from receipt points in PA to an interconnection with Panhandle Eastern Pipeline near Gas City, IN.
- Corpus Christi LNG received authorization to construct and operate an LNG terminal in San Patricio and Nueces Counties, TX, with the capacity to export 2,140 MMcf/d and the capacity to import 400 MMcf/d. Corpus Christi Pipeline received authorization to construct and operate pipeline facilities to provide 2,250 MMcf/d of capacity and bi-directional flow to the proposed Corpus Christi LNG terminal.
- Dominion Cove Point requests authorization to construct and operate its St. Charles Transportation and Keys Energy Projects which would provide 132 MMcf/d and 107 MMcf/d of capacity, respectively, to serve CPV Maryland's and Key Energy Centers' proposed 725 and 735 megawatt power plants in Charles and Prince Georges Counties, MD.
- Transco requests authorization to construct and operate its Gulf Trace Expansion Project which would provide 1,200 MMcf/d of capacity and bi-directional flow on its system in LA for delivery to Sabin Pass LNG in Cameron Parish, LA.
- Equitrans requests authorization to construct and operate its Ohio Valley Connector Project which would provide 850 MMcf/d of capacity to transport gas produced in the Appalachian Basin to markets in the Gulf Coast area.
- Eagle LNG commenced the Commission's pre-filing process to construct and operate an export liquefaction facility in the City of Jacksonville, FL which would have a deliverability of 75 MMcf/d.
- UGI Sunbury commenced the Commission's pre-filing process to construct and operate its Sunbury Pipeline Project which would provide 200 MMcf/d of capacity to Hummel's proposed power plant in Snyder County, PA.
- NEXUS commenced the Commission's pre-filing process to construct and operate its NEXUS Gas Transmission Project which would provide 1,500 MMcf/d of capacity from the Marcellus and Utica shale basins to markets in the Upper Midwest.

Natural Gas Activities in December 2014

Status	No. of Projects	Storage Capacity (Bcf)	Deliverability (MMcf/d)	Capacity (MMcf/d)	Miles of Pipeline	Compression (HP)
Pipeline						
Placed in Service	2			193.4	9.05	17,730
Certificated	8			4,845.6	271.9	207,679
Proposed	9			4,084.0	394.6	243,000
Storage						
Placed in Service	0	0.0	0.0			0
Certificated	1	0.67	53.0			0
Proposed	1	1.7	0.0			0
LNG (Import & Export)						
Placed in Service	0	0	0			0
Certificated (Import/Export)	1	10.14	400/2,140			0
Proposed (Export)	1	0.66	75			0

Source: Staff Database



Office of Energy Projects Energy Infrastructure Update For December 2014

Natural Gas Activities through December 31, 2014 Through December 31, 2013

Status	No. of Projects	Storage Capacity (Bcf)	Deliverability (MMcf/d)	Capacity (MMcf/d)	Miles of Pipeline	Compression (HP)
Pipeline						
Placed in Service through December 31, 2013	30 27			6,658.1 4,488.2	309.4 226.5	257,776 155,875
Certificated through December 31, 2013	35 31			12,119.2 7,723.8	534.2 349.8	513,802 210,086
Storage						
Placed in Service through December 31, 2013	8 15	22.25 55.3	146 2,882			8,350 56,620
Certificated through December 31, 2013	5 13	1.9 33.8	103 766			2,500 9,240
LNG (Import & Export)						
Placed in Service through December 31, 2013	0 0	0 0	0 0			0 0
Certificated (Import/Export) through December 31, 2013	5 0	13.54 0	400/7,025 0			0 0

Source: Staff Database

Hydropower Highlights (nonfederal)

There were no hydropower activities this month.

Hydropower Activities Year to Date (through December 31, 2014)

Status	Conventional		Pumped Storage		Hydrokinetic		Total No. of Projects	Total Capacity (MW)
	No.	Capacity (MW)	No.	Capacity (MW)	No.	Capacity (MW)		
Filed								
License	14	209.800	0	0	0	0	14	209.800
10-MW Exemption	2	1.800	0	0	0	0	2	1.800
Capacity Amendment	0	0	0	0	0	0	0	0
Conduit Exemption	2	49.400	0	0	0	0	2	49.400
Issued								
License	12	150.444	3	1,736.000	1	0.600	16	1887.044
10-MW Exemption	0	0	0	0	0	0	0	0
Capacity Amendment	2	5.185	0	0	0	0	2	5.185
Conduit Exemption	3	49.700	0	0	0	0	3	49.700
Placed in Service								
License	3	11.805	0	0	0	0	3	11.805
10-MW Exemption	1	0.700	0	0	0	0	1	0.700
Capacity Amendment	1	17.000	0	0	0	0	1	17.000
Conduit Exemption	0	0	0	0	0	0	0	0

Source: Staff Database



Office of Energy Projects Energy Infrastructure Update *For December 2014*

Electric Generation Highlights

- Dominion Virginia Power's 1,329 MW natural gas-fired Warren Power Generating Station project in Warren County, VA is online. The power generated will supply the growing demand in Northern Virginia.
- Entergy Louisiana Inc.'s 561 MW natural gas-fired Nine Mile Point LA project in Jefferson Parrish, LA is online. The power generated is sold to Entergy New Orleans Inc. under long-term contract.
- Portland General Electric Co.'s 222 MW natural gas-fired Port Westward Generating Plant Expansion project in Columbia County, OR is online. Port Westward Generating now has a total capacity of 705 MW. The 483 MW phase 1 came online in 2007.
- Three MidAmerican Energy Co.'s wind projects in IA, with a combined capacity of about 506 MW, are online: 250 MW Lundgren Wind project in Webster County, 117.5 MW Macksburg Wind project in Madison County and 138.6 MW Wellsburg project in Grundy County.
- Stephen Ranch Wind Energy LLC's 210.8 MW Stephen Bor Lynn Wind Phase 1 project in Borden County, TX is online.
- Portland General Electric Co.'s 267 MW Tucannon River Wind Farm project in Columbia County, WA is online.
- E.ON and GE Energy Financial Services' 201 MW Grandview Wind Farm project in Carson County, TX is online. The power generated will feed into the Competitive Renewable Energy Zones infrastructure in Texas.
- Headwaters Wind Farm LLC's 200 MW Headwaters Wind Farm project in Rudolph County, IN is online. The power generated is sold to Indian Michigan Power Co. under long-term contract.
- Consumers Energy Co.'s 105 MW Cross Winds Energy Park project in Tuscola County, MI is online.
- Invenergy Energy Marketing LLC's 27.5 MW Spring Canyon III Wind Farm project in Logan County, CO is online. The power generated is sold to Platt River Power Authority under long-term contract.
- Lansing Board of Water and Light's 19.2 MW Lansing Board of Water and Light Wind Farm project in Gratiot County, MI is online. The power generated is sold to Exelon Wind LLC under long-term contract.
- Marsh Hill Energy LLC's 16 MW Marsh Hill Wind Farm project in Steuben County, NY is online. The power generated is sold into the NYISO wholesale markets.
- Anderson Wind I LLC and Anderson Wind II LLC's 15 MW Anderson Wind project in Chaves County, NM is online. The power generated is sold to Lee County Electric Cooperative, Inc. under long-term contract.
- Mojave Solar LLC's 280 MW Abengoa Mojave Solar project in San Bernardino County, CA is online. The power generated is sold to Pacific Gas & Electric Co. under long-term contract.
- Southern Power Co.'s 150 MW Solar Gen 2 project in Imperial County, CA is online. The power generated is sold to San Diego Gas & Electric Co. under long-term contract.
- Dominion Resources Inc.'s 40 MW RE Camelot Solar project in Kern County, CA is online. The power generated is sold to Southern California Edison under long-term contract.
- Arizona Public Service Co.'s 32 MW APS Gila Bend Solar Power Plant project in Maricopa County, AZ is online.
- Avalon Solar LLC's 28 MW Marana Solar expansion project in Pima County, AZ is online. Marana Solar now has a total capacity of 35 MW. The 7 MW phase 1 came online in 2013. The power generated is sold to Tucson Electric Power under long-term contract.
- Duke Energy Renewables' 23.8 MW HXO Airport Solar One project in Halifax County, NC is online. The power generated is sold to Dominion Virginia Power under long-term contract.
- Dominion Resources Inc.'s 19.8 MW CID Solar project in Kings County, CA is online. The power generated is sold to Pacific Gas & Electric Co. under long-term contract.
- Newman Solar LLC's 13 MW Newman Solar project in El Paso County, TX is online. The power generated is sold to El Paso Electric Co. under long-term contract.
- Indianapolis Solar Project II LLC's 7.5 MW Indianapolis Airport Solar Project IIA, and Bulldog Energy LLC's 2.5 MW Indianapolis Airport Solar Project IIB in Marion County, IN are online. The power generated from both projects is sold to Indianapolis Power & Light under long-term contract.



Office of Energy Projects Energy Infrastructure Update For December 2014

- Desert Green Solar Farm LLC's 6.3 MW Desert Green Solar Farm project in San Diego County, CA is online. The power generated is sold to San Diego Gas & Electric Co. under long-term contract.
- Ameren Missouri's 5.7 MW O'Fallon Solar project in Saint Charles County, MO is online.
- LES Services LLC's 6 MW landfill gas-fired Zimmerman Energy Facility project in Fulton County, IN is online. The power generated is sold to Northern Indiana Public Service Co. under long-term contract.
- Rentech Nitrogen Pasadena LLC's 15.8 MW Pasadena Cogen project in Harris County, TX is online. The Cogen is powered by surplus steam from Rentech Nitrogen's sulfuric acid plant.

New Generation In-Service (New Build and Expansion)

Primary Fuel Type	December 2014		January – December 2014 Cumulative		January – December 2013 Cumulative	
	No. of Units	Installed Capacity (MW)	No. of Units	Installed Capacity (MW)	No. of Units	Installed Capacity (MW)
Coal	0	0	1	106	2	1,543
Natural Gas	14	2,112	59	7,485	94	7,378
Nuclear	0	0	1	71	0	0
Oil	0	0	15	47	22	51
Water	0	0	10	158	29	402
Wind	14	1,570	57	4,080	24	1,690
Biomass	5	23	58	254	143	858
Geothermal Steam	0	0	5	32	8	59
Solar	17	618	277	3,139	364	3,828
Waste Heat	0	0	1	5	2	76
Other	0	0	6	7	4	0
Total	50	4,323	490	15,384	692	15,886

Sources: Data derived from Ventyx Global LLC, Velocity Suite and The C Three Group LLC

Total Installed Operating Generating Capacity

	Installed Capacity (GW)	% of Total Capacity
Coal	326.60	27.94%
Natural Gas	492.97	42.18%
Nuclear	106.87	9.14%
Oil	46.07	3.94%
Water	98.39	8.42%
Wind	64.77	5.54%
Biomass	16.10	1.38%
Geothermal Steam	3.87	0.33%
Solar	11.17	0.96%
Waste Heat	1.13	0.10%
Other	0.81	0.07%
Total	1,168.76	100.00%

Sources: Data derived from Ventyx Global LLC, Velocity Suite and The C Three Group LLC



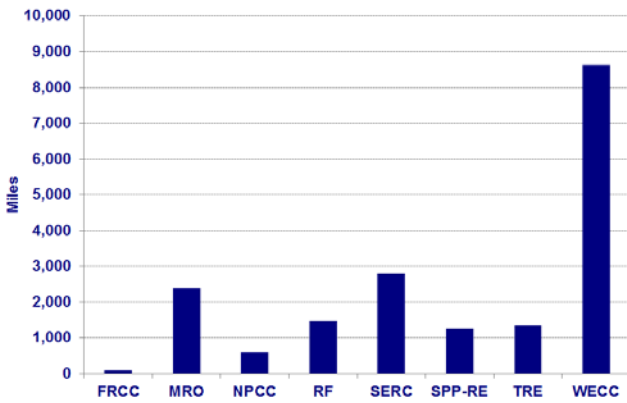
Office of Energy Projects Energy Infrastructure Update *For December 2014*

Electric Transmission Highlights

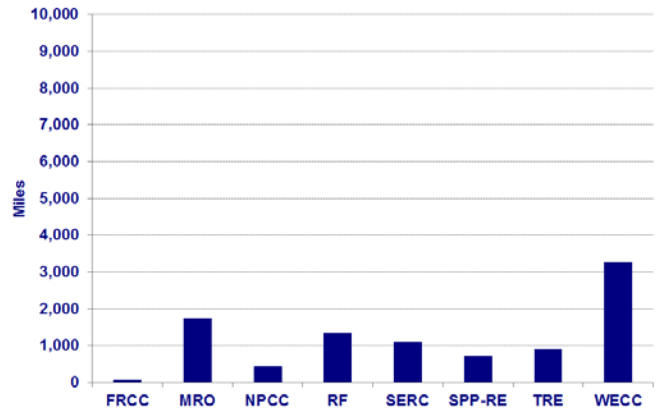
- ITC Great Plains has completed the 120 mile, 345 kV Spearville – Thistle Transmission Line in KS.
- San Diego Gas & Electric has completed the 14 mile, 138 kV ECO – Boulevard Transmission Line in CA.
- Southwestern Public Service has completed the 19 mile, 115 kV Newhart - Lamton Transmission Line in TX.
- Entergy Louisiana has completed the 13.8 mile, 115 kV Oakridge – Dunn Transmission Line in LA.
- Connecticut Light and Power has completed the 1.5 mile, 115 kV Glenbrook – South End Transmission Line in CT.

Voltage (kV)	Transmission Projects Completed				Proposed Transmission Projects In-Service by December 2016	
	December 2014	December 2013	January – December 2014 Cumulative	January – December 2013 Cumulative	High Probability of Completion	All
	Line Length (miles)					
≤230	48.3	73.0	597.6	702.9	3,649.0	6,827.7
345	120.0	816.6	1,427.8	3,663.5	3,588.5	5,790.1
≥500	0.0	254.0	62.0	531.0	2,332.3	5,974.6
Total U.S.	168.3	1,143.6	2,087.4	4,897.4	9,569.8	18,592.4

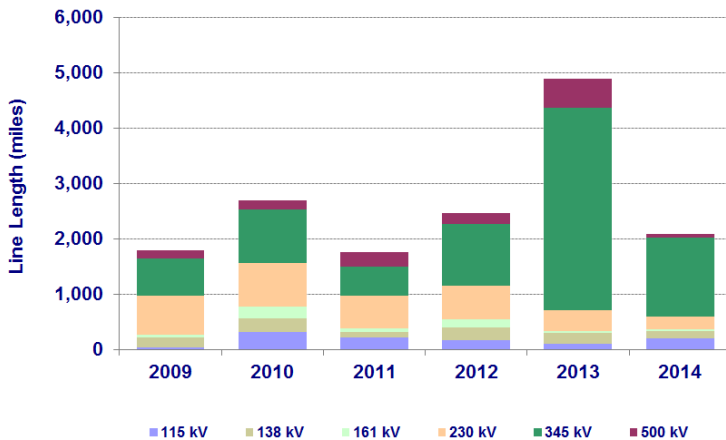
All Transmission Projects with a Proposed In-Service Date by December 2016



Transmission Projects with a High Probability of being completed by December 2016



New Transmission Projects by Voltage



Sources: Data derived from Staff Database and U.S. Electric Transmission Projects ©2015 The C Three Group, LLC
Disclaimer: This Report contains analyses, presentations and conclusions that may be based on or derived from the data sources cited, but do not necessarily reflect the positions or recommendations of the data providers.