



Office of Energy Projects

Energy Infrastructure Update

For May 2013

Natural Gas Highlights

- Transco placed into service Phase II of its Mid-South Expansion Project which will provide an additional 130 MMcf/d of capacity on Transco's system from receipt points in AL to delivery points in NC.
- Discovery Gas received authorization to construct and operate its Junction Platform Project. This project will provide 405 MMcf/d of firm transportation service from deep water sources in the Keathley Canyon Area in the Gulf of Mexico.
- Columbia requested authorization to construct and operate its Smithfield III Expansion and Line 1570 Projects which will provide 444 MMcf/d of transportation capacity for shippers from PA to KY and replace existing facilities in PA.
- Jordan Cove Energy requested authorization to construct and operate a liquefaction facility (four liquefaction trains and storage facilities) to export 900 MMcf/d of LNG from a proposed liquefaction export terminal in Coos Bay, OR.
- NET Mexico Pipeline requested authorization to construct and operate a border crossing between the U.S. and Mexico in Starr County, TX in order to transport 2,100 MMcf/d of natural gas to Mexico.
- Golden Pass Products and Golden Pass Pipeline commenced the Commission's pre-filing process to construct and operate a 2,100 MMcf/d, liquefaction facility for export at Golden Pass existing import terminal in Jefferson County, TX and to modify the existing pipeline system to provide 2,500 MMcf/d of bi-directional capacity to the proposed terminal.

Natural Gas Activities in May 2013

Status	No. of Projects	Storage Capacity (Bcf)	Deliverability (MMcf/d)	Capacity (MMcf/d)	Miles of Pipeline	Compression (HP)
Pipeline						
Placed in Service	2			355.0	0.2	44,260
Certificated	3			509.9	24.8	0
Proposed	4			5,044.0	28.8	129,700
Storage						
Placed in Service	1	0.4	0			9,470
Certificated	1	4.3	0			0
Proposed	2	2.0	0			0
LNG (Import & Export)						
Placed in Service	0	0	0			0
Certificated (Export)	0	0	0			0
Proposed (Export)	2	6.8	3,000			0

Source: Staff Database

Natural Gas Activities through May 31, 2013 Through May 31, 2012

Status	No. of Projects	Storage Capacity (Bcf)	Deliverability (MMcf/d)	Capacity (MMcf/d)	Miles of Pipeline	Compression (HP)
Pipeline						
Placed in Service through May 31, 2012	6 4			886.0 374.3	10.4 31.7	69,660 7,000
Certificated through May 31, 2012	14 10			2,921.6 2,442.8	102.9 96.7	61,550 74,400
Storage						
Placed in Service through May 31, 2012	4 5	24.5 17.2	1,020 615			18,970 29,505
Certificated through May 31, 2012	7 4	29.2 47.2	765 335			9,240 22,550
LNG (Import & Export)						
Placed in Service through May 31, 2012	0 0	0 0	0 0			0 0
Certificated (Export) through May 31, 2012	0 1	0 0	0 2,600			0 0

Source: Staff Database



Office of Energy Projects Energy Infrastructure Update For May 2013

Hydropower Highlights (nonfederal)

- The Corbett Water District filed an original license application for the proposed 0.010 MW Corbett Hydroelectric Project No. 14322. The project would use existing diversions on the North and South forks of Gordon Creek near Corbett, in Multnomah County, OR.

Hydropower Activities in May 2013

Status	Conventional		Pumped Storage		Hydrokinetic		Total No. of Projects	Total Capacity (MW)
	No.	Capacity (MW)	No.	Capacity (MW)	No.	Capacity (MW)		
Filed								
License	1	0.010	0	0	0	0	1	0.010
5-MW Exemption	0	0	0	0	0	0	0	0
Capacity Amendment	0	0	0	0	0	0	0	0
Conduit Exemption	0	0	0	0	0	0	0	0
Issued								
License	0	0	0	0	0	0	0	0
5-MW Exemption	0	0	0	0	0	0	0	0
Capacity Amendment	0	0	0	0	0	0	0	0
Conduit Exemption	0	0	0	0	0	0	0	0
Placed in Service								
License	0	0	0	0	0	0	0	0
5-MW Exemption	0	0	0	0	0	0	0	0
Capacity Amendment	0	0	0	0	0	0	0	0
Conduit Exemption	0	0	0	0	0	0	0	0

Source: Staff Database

Hydropower Activities Year to Date (through May 31, 2013)

Status	Conventional		Pumped Storage		Hydrokinetic		Total No. of Projects	Total Capacity (MW)
	No.	Capacity (MW)	No.	Capacity (MW)	No.	Capacity (MW)		
Filed								
License	4	36.110	0	0	0	0	4	36.110
5-MW Exemption	0	0	0	0	0	0	0	0
Capacity Amendment	0	0	0	0	0	0	0	0
Conduit Exemption	4	0.552	0	0	0	0	4	0.552
Issued								
License	4	3.560	0	0	0	0	4	3.560
5-MW Exemption	2	0.248	0	0	0	0	2	0.248
Capacity Amendment	2	7.375	0	0	0	0	2	7.375
Conduit Exemption	3	0.500	0	0	0	0	3	0.500
Placed in Service								
License	1	4.400	0	0	0	0	1	4.400
5-MW Exemption	0	0	0	0	0	0	0	0
Capacity Amendment	2	0.960	0	0	0	0	2	0.960
Conduit Exemption	1	0.037	0	0	0	0	1	0.037

Source: Staff Database



Office of Energy Projects Energy Infrastructure Update For May 2013

Electric Generation Highlights

- LS Power Group's 925 MW coal-fired Sandy Creek Energy Station in McLennan County, TX is online. The power generated is sold to Brazos Electric Power Coop., Lower Colorado River Authority and Brazos Sandy Creek Electric Coop. Inc. under long-term contracts.
- Edison International's 500.5 MW natural gas-fired Walnut Creek Energy Park in Los Angeles County, CA is online. This project consists of five 100.1 MW units. The power generated is sold to SoCA Edison under long-term contract.
- Mitsubishi Corp's 850 MW natural gas-fired CPV Sentinel Energy Expansion in Riverside County, CA is online. This project consists of eight 106.25 MW units. The power generated is sold to SoCA Edison under long-term contract.
- Chevron USA's 46.3 MW natural gas-fired El Segundo Refinery Expansion in Los Angeles County, CA is online.
- NRG Holding Co.'s 828 MW natural gas-fired Marsh Landing Generating Station in Contra Costa County, CA is online. This project consists of four 207 MW units. The power generated is sold to PG&E under long-term contract.
- Xcel Energy's 180 MW natural gas-fired Jones Generating Station Expansion in Lubbock County, TX is online.
- Proctor & Gamble Co's 64 MW natural gas-fired Mehoopany Expansion in Wyoming County, PA is online. The power generated is used on site by Proctor & Gamble Paper Products Co.
- NorthWestern Corp.'s 60 MW natural gas-fired Aberdeen CT Expansion in Brown County, SD is online.
- Two landfill gas-fired projects in NY: 1) Wehran Energy Corp's 4.5 MW Brookhaven Facility in Suffolk County is online. This project consists of three 1.5 MW Caterpillar Inc. technology units. 2) Waste Management Inc.'s 1.6 MW Oneida Herkimer Expansion in Oneida County is online.
- Two solar projects in NJ: 1) Rutgers University Solar Farm's 7 MW Expansion in Middlesex County is online. 2) KCD Solar's 5 MW North Jersey Media Group Rockaway Solar in Morris County is online.
- Two solar projects in NC: Strata Solar LLC's 5 MW Lenoir Farm 2 Solar in Lenoir County and the 5 MW Rock Farm Solar in Richmond County are online. The power generated by both facilities is sold to Progress Energy Carolinas under long-term contracts.
- Emcore Corp's 2 MW Emcore Sandia Solar in Bernalillo County, NM is online.
- KPG Solar Electric LLC's 2.5 MW Wright Solar Farm in Pickens County, GA is online. The power generated is sold to Georgia Power under long-term contract.

New Generation In-Service (New Build and Expansion)

Primary Fuel Type	May 2013		January – May 2013 Cumulative		January – May 2012 Cumulative	
	No. of Units	Installed Capacity (MW)	No. of Units	Installed Capacity (MW)	No. of Units	Installed Capacity (MW)
Coal	1	925	1	925	1	808
Natural Gas	21	2,529	33	4,097	45	3,023
Nuclear	0	0	0	0	0	0
Oil	0	0	0	0	18	33
Water	0	0	7	72	4	4
Wind	0	0	7	958	53	2,309
Biomass	4	6	36	116	64	303
Geothermal Steam	0	0	1	14	5	90
Solar	7	28	71	881	117	606
Waste Heat	0	0	1	30	1	3
Other	0	0	0	0	2	0
Total	33	3,488	157	7,102	310	7,185

Source: Data derived from Ventyx Global LLC, Velocity Suite.



Office of Energy Projects Energy Infrastructure Update For May 2013

Total Installed Operating Generating Capacity

	Installed Capacity (GW)	% of Total Capacity
Coal	335.82	28.90%
Natural Gas	494.58	42.56%
Nuclear	105.90	9.11%
Oil	40.69	3.50%
Water	99.07	8.53%
Wind	60.11	5.17%
Biomass	15.18	1.31%
Geothermal Steam	3.76	0.32%
Solar	5.18	0.45%
Waste Heat	0.72	0.06%
Other	1.04	0.09%
Total	1,162.06	100.00%

Source: Data derived from Ventyx Global LLC, Velocity Suite.

Electric Transmission Highlights

- Central Maine Power Company has completed the 59 mile, 345 kV Albion – Orrington Transmission Project in ME. The project is a part of the \$1.4 billion Maine Power Reliability Project that is expected to be completed by mid-2015.
- ITC Midwest has completed the 81 mile, 345 kV Salem – Hazleton Transmission Project in IA.
- PacifiCorp has started construction on the 165 mile, 345kV Sigurd – Red Butte Transmission Project in UT. It is expected to be completed in mid-2015.

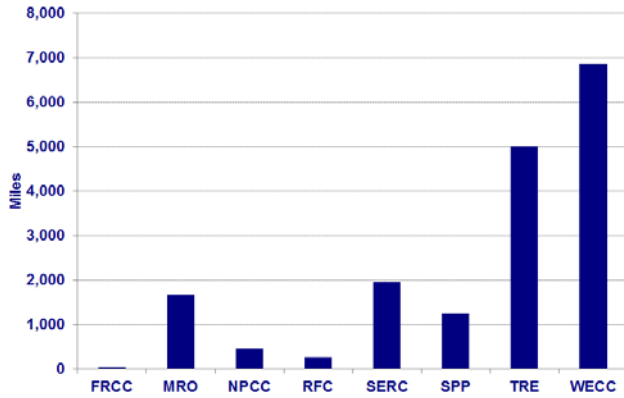
Voltage (kV)	Transmission Projects Completed				Proposed Transmission Projects In-Service by May 2015	
	May 2013	May 2012	January – May 2013 Cumulative	January – December 2012 Cumulative	High Probability of Completion	All
	Line Length (miles)					
≤230	0	35.0	63.2	1,009.3	1,104.6	4,247.2
345	140.0	0	638.2	1,086.6	6,708.2	9,089.0
500	0	0	0	187.5	1,837.4	4,539.4
Total U.S.	140.0	35.0	701.4	2,283.4	9,650.2	17,875.6

Sources: Data derived from Staff Database and U.S. Electric Transmission Projects ©2013 The C Three Group, LLC

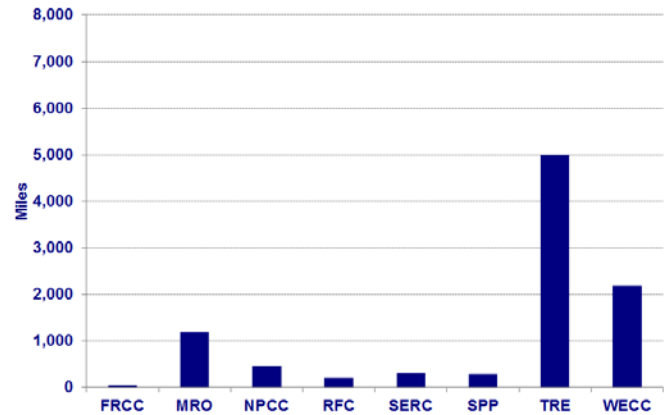


Office of Energy Projects Energy Infrastructure Update *For May 2013*

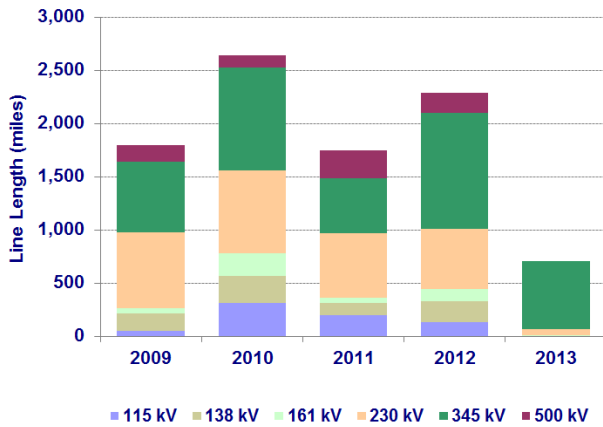
All Transmission Projects with a Proposed In-Service Date by May 2015



Transmission Projects with a High Probability of being completed by May 2015



New Transmission Projects by Voltage



Sources: Data derived from Staff Database and U.S. Electric Transmission Projects ©2013 The C Three Group, LLC

Disclaimer: This Report contains analyses, presentations and conclusions that may be based on or derived from the data sources cited, but do not necessarily reflect the positions or recommendations of the data providers.