

NPDS REPORT 2013

# 2013 Annual Report of the American Association of Poison Control Centers' National Poison Data System (NPDS): 31st Annual Report

JAMES B. MOWRY, DANIEL A. SPYKER, LOUIS R. CANTILENA JR, NAYA MCMILLAN, MARSHA FORD

Clinical Toxicology Downloaded from informahealthcare.com by 71.16.53.66 on 01/06/15  
For personal use only.

---

Address correspondence to: James B. Mowry, PharmD, DABAT, FAACT,  
American Association of Poison Control Centers, 515 King Street, Suite  
510, Alexandria, VA 22314. E-mail: [annualreport@aapcc.org](mailto:annualreport@aapcc.org)

## Table of Contents

Abstract.....	1038
Introduction.....	1038
The NPDS Products Database .....	1038
Methods.....	1039
Characterization of Participating Poison Centers and Population Served .....	1039
Call Management—Specialized Poison Exposure Emergency Providers .....	1039
NPDS – Near Real Time Data Capture.....	1039
Annual Report Case Inclusion Criteria .....	1040
Statistical Methods.....	1040
NPDS Surveillance .....	1040
Fatality Case Review and Abstract Selection.....	1040
Pediatric Fatality Case Review .....	1041
Results.....	1041
Information Calls to Poison Centers .....	1041
Exposure Calls to Poison Centers .....	1041
Age and Gender Distributions .....	1043
Caller Site and Exposure Site .....	1046
Exposures in Pregnancy .....	1046
Chronicity .....	1047
Reason for Exposure.....	1047
Scenarios .....	1047
Reason by Age .....	1048
Route of Exposure .....	1048
Clinical Effects.....	1048
Case Management Site.....	1049
Medical Outcome.....	1049
Decontamination Procedures and Specific Antidotes .....	1049
Top Substances in Human Exposures .....	1050
Changes Over Time.....	1051
Distribution of Suicides .....	1052
Plant Exposures.....	1052
Deaths and Exposure-related Fatalities.....	1053
All fatalities—all ages .....	1058
Pediatric fatalities—age ≤ 5 years.....	1061
Pediatric fatalities—ages 6–12 years .....	1061
Adolescent fatalities—ages 13–19 years .....	1061
Pregnancy and Fatalities .....	1062
AAPCC Surveillance Results .....	1062
Discussion .....	1062
Summary .....	1064
Disclaimer .....	1064
References.....	1064

## Appendix

APPENDIX A—Acknowledgments .....	1257
Poison Centers (PCs) .....	1257
AAPCC Fatality Review Team .....	1259
AAPCC Micromedex Joint Coding Group.....	1260
AAPCC Rapid Coding Team .....	1260
AAPCC Surveillance Team .....	1260
Regional Poison Center (PC) Fatality Awards .....	1260
APPENDIX B—Data Definitions.....	1260
Reason for Exposure.....	1260
Medical Outcome.....	1261
Relative Contribution to Fatality (RCF) .....	1261

APPENDIX C—Abstracts of Selected Cases..... 1262  
    Selection of Abstracts for Publication ..... 1262  
    Abstracts ..... 1262  
    Abbreviations and Normal Ranges for Abstracts..... 1281

Clinical Toxicology Downloaded from informahealthcare.com by 71.16.53.66 on 01/06/15  
For personal use only.

## List of Figures and Tables

Figure 1. Human Exposure Calls, Information Calls and Animal Exposure Calls by Day since January 1, 2000 .....	1042
Figure 2. All Drug Identification and Law Enforcement Drug Identification Calls by Day since January 1, 2000 .....	1043
Figure 3. Health Care Facility (HCF) Exposure Calls and HCF Information Calls by Day since January 1, 2000.....	1043
Figure 4. Change in Encounters by Outcome from 2000 .....	1053
Figure 5. Substance Categories with the Greatest Rate of More Serious Exposure Increase (Top 4).....	1053
Figure 6. E-cigarette Product Exposures, January 2010–Oct 2014 .....	1063
Table 1A. AAPCC Population Served and Reported Exposures (1983–2013).....	1041
Table 1B. Non-human Exposures by Animal Type.....	1042
Table 1C. Distribution of Information Calls .....	1044
Table 2. Site of Call and Site of Exposure, Human Exposure Cases .....	1046
Table 3A. Age and Gender Distribution of Human Exposures .....	1046
Table 3B. Population-Adjusted Exposures by Age Group.....	1047
Table 4. Distribution of Age and Gender for Fatalities .....	1047
Table 5. Number of Substances Involved in Human Exposure Cases .....	1047
Table 6A. Reason for Human Exposure Cases .....	1048
Table 6B. Scenarios for Therapeutic Errors by Age .....	1048
Table 7. Distribution of Reason for Exposure by Age .....	1049
Table 8. Distribution of Reason for Exposure and Age for Fatalities .....	1050
Table 9. Route of Exposure for Human Exposure Cases .....	1050
Table 10. Management Site of Human Exposures.....	1051
Table 11. Medical Outcome of Human Exposure Cases by Patient Age .....	1051
Table 12. Medical Outcome by Reason for Exposure in Human Exposures .....	1052
Table 13. Duration of Clinical Effects by Medical Outcome.....	1052
Table 14. Decontamination and Therapeutic Interventions .....	1052
Table 15. Therapy Provided in Human Exposures by Age .....	1054
Table 16A. Decontamination Trends (1985–2013).....	1055
Table 16B. Decontamination Trends: Total Human and Pediatric Exposures $\leq$ 5 Years.....	1055
Table 17A. Substance Categories Most Frequently Involved in Human Exposures (Top 25).....	1056
Table 17B. Substance Categories with the Greatest Rate of Exposure Increase (Top 25).....	1056
Table 17C. Substance Categories Most Frequently Involved in Pediatric ( $\leq$ 5 years) Exposures (Top 25) .....	1057
Table 17D. Substance Categories Most Frequently Involved in Adult ( $\geq$ 20 years) Exposures (Top 25).....	1057
Table 17E. Substance Categories Most Frequently Involved in Pediatric ( $\leq$ 5 years) Deaths .....	1058
Table 17F. Substance Categories Most Frequently Identified in Drug Identification Calls (Top 25).....	1058
Table 17G. Substance Categories Most Frequently Involved in Pregnant Exposures (Top 25) .....	1059
Table 18. Categories Associated with Largest Number of Fatalities (Top 25) .....	1059
Table 19A. Comparisons of Death Data (1985–2013).....	1060
Table 19B. Comparisons of Direct and Indirect Death Data (2000–2013).....	1060
Table 20. Frequency of Plant Exposures (Top 25).....	1061
Table 21. Listing of Fatal Nonpharmaceutical and Pharmaceutical Exposures.....	1065
Table 22A. Demographic Profile of SINGLE SUBSTANCE Nonpharmaceuticals Exposure Cases by Generic Category....	1212
Table 22B. Demographic Profile of SINGLE SUBSTANCE Pharmaceuticals Exposure Cases by Generic Category .....	1235

**List of Fatality Abstracts**

Case 1. Acute methanol ingestion: undoubtedly responsible.....	1262
Case 148. Acute ethylene glycol (antifreeze) per feeding tube: undoubtedly responsible .....	1262
Case 153. Acute disc battery and acetaminophen ingestion: undoubtedly responsible .....	1263
Case 154. Acute scorpion sting: undoubtedly responsible.....	1263
Case 155. Acute crotalid envenomation: undoubtedly responsible .....	1263
Case 161. Acute cyanide exposure: undoubtedly responsible .....	1263
Case 171. Acute ammonia inhalation and ocular: contributory .....	1264
Case 185. Acute cyanide ingestion: undoubtedly responsible .....	1264
Case 186. Acute potassium aluminum sulfate parenteral: undoubtedly responsible .....	1265
Case 199. Acute hypochlorite parenteral: probably responsible.....	1265
Case 206. Acute laundry detergent (pod) ingestion: undoubtedly responsible.....	1265
Case 209. Acute magnets and carbaryl ingestion: undoubtedly responsible .....	1265
Case 224. Acute carbon monoxide inhalation: undoubtedly responsible .....	1266
Case 283. Acute hydrogen sulfide inhalation: undoubtedly responsible .....	1266
Case 316. Acute carbon monoxide inhalation: undoubtedly responsible .....	1266
Case 318. Acute carbon monoxide inhalation: undoubtedly responsible .....	1266
Case 342. Lead and ethanol ingestion: undoubtedly responsible .....	1267
Case 355. Chronic freon inhalation: undoubtedly responsible .....	1267
Case 367. Acute lamp oil ingestion/aspiration: probably responsible .....	1267
Case 368. Acute gasoline ingestion/aspiration: undoubtedly responsible .....	1267
Case 369. Acute hydrofluoric acid ingestion: undoubtedly responsible .....	1268
Case 377. Acute dinitrophenol ingestion: undoubtedly responsible.....	1268
Case 380. Acute-on-chronic dinitrophenol and diphenhydramine ingestion: probably responsible .....	1268
Case 384. Acute DEET (insect repellent) ingestion: undoubtedly responsible .....	1268
Case 389. Acute malathion ingestion: undoubtedly responsible .....	1268
Case 395. Acute paraquat ingestion: undoubtedly responsible.....	1269
Case 396. Acute-on-chronic carbamate insecticide ingestion: probably responsible .....	1269
Case 397. Acute paraquat ingestion: undoubtedly responsible.....	1270
Case 400. Acute mitragynine, paroxetine and lamotrigine ingestion: probably responsible.....	1270
Case 401. Acute cardiac glycoside ingestion: probably responsible .....	1270
Case 404. Acute buprenorphine/naloxone (sublingual) ingestion: undoubtedly responsible .....	1270
Case 495. Chronic acetaminophen ingestion: undoubtedly responsible.....	1271
Case 607. Acute salicylate ingestion: undoubtedly responsible .....	1271
Case 1057. Chronic colchicine ingestion: probably responsible .....	1271
Case 1085. Acute salicylate ingestion: undoubtedly responsible .....	1272
Case 1088. Acute methadone ingestion: undoubtedly responsible.....	1272
Case 1096. Acute sevoflurane inhalation: undoubtedly responsible.....	1272
Case 1100. Acute lidocaine parenteral: undoubtedly responsible .....	1272
Case 1102. Acute lidocaine ingestion: undoubtedly responsible.....	1273
Case 1109. Chronic rivaroxaban ingestion: contributory .....	1273
Case 1111. Acute-on-chronic enoxaparin subcutaneously: contributory.....	1273
Case 1136. Acute valproic acid ingestion: undoubtedly responsible.....	1274
Case 1183. Chronic lithium ingestion: undoubtedly responsible .....	1274
Case 1200. Acute-on-chronic bupropion, diltiazem (extended release), and prednisone ingestion: undoubtedly responsible .....	1274
Case 1268. Acute amitriptyline and diphenhydramine ingestion: undoubtedly responsible .....	1275
Case 1272. Acute diphenhydramine ingestion: probably responsible .....	1275
Case 1288. Acute diphenhydramine ingestion: undoubtedly responsible .....	1275
Case 1301. Acute-on-chronic amantadine ingestion: probably responsible .....	1275
Case 1307. Acute-on-chronic methotrexate ingestion: probably responsible.....	1276
Case 1318. Chronic nitroprusside parenteral: contributory .....	1276
Case 1381. Unknown, amlodipine/benazepril ingestion: undoubtedly responsible .....	1276
Case 1407. Acute verapamil ingestion: undoubtedly responsible .....	1277
Case 1411. Acute-on-chronic diltiazem ingestion: undoubtedly responsible.....	1277
Case 1501. Acute sodium bicarbonate ingestion: undoubtedly responsible .....	1277
Case 1546. Unknown, carisoprodol and meloxicam ingestion: undoubtedly responsible.....	1278
Case 1643. Acute pentobarbital/phenytoin, embutramide/ mebezonium/tetracaine parenteral: undoubtedly responsible....	1278

Case 1671. Acute hallucinogenic amphetamine ingestion: undoubtedly responsible ..... 1278  
Case 1687. Acute methylenedioxy-methamphetamine (MDMA) ingestion: undoubtedly responsible ..... 1279  
Case 1691. Acute hallucinogenic amphetamine (methylone) ingestion: undoubtedly responsible ..... 1279  
Case 1724. Hallucinogenic amphetamine ingestion: undoubtedly responsible ..... 1279  
Case 1783. Cocaine and levamisole exposure: probably responsible ..... 1279  
Case 1836. Acute methamphetamine ingestion: undoubtedly responsible ..... 1280  
Case 2062. Chronic dimethylamine ingestion: contributory ..... 1280  
Case 2080. Acute cocaine ingestion: undoubtedly responsible ..... 1280

Clinical Toxicology Downloaded from informahealthcare.com by 71.16.53.66 on 01/06/15  
For personal use only.

## ABSTRACT

**Background:** This is the 31st Annual Report of the American Association of Poison Control Centers' (AAPCC) National Poison Data System (NPDS). As of January 1, 2013, 57 of the nation's poison centers (PCs) uploaded case data automatically to NPDS. The upload interval was 8.08 [7.10, 11.63] (median [25%, 75%]) minutes, creating a near real-time national exposure and information database and surveillance system.

**Methodology:** We analyzed the case data tabulating specific indices from NPDS. The methodology was similar to that of previous years. Where changes were introduced, the differences are identified. Poison center (PC) cases with medical outcomes of death were evaluated by a team of 38 medical and clinical toxicologist reviewers using an ordinal scale of 1–6 to assess the Relative Contribution to Fatality (RCF) of the exposure to the death.

**Results:** In 2013, 3,060,122 closed encounters were logged by NPDS: 2,188,013 human exposures, 59,496 animal exposures, 806,347 information calls, 6,116 human-confirmed nonexposures, and 150 animal-confirmed nonexposures. Total encounters showed a 9.3% decline from 2012, while health care facility human exposure calls were essentially flat, decreasing by 0.1%. All information calls decreased 21.4% and health care facility (HCF) information calls decreased 8.5%, medication identification requests (drug ID) decreased 26.8%, and human exposures reported to US PCs decreased 3.8%. Human exposures with less serious outcomes have decreased 3.7% per year since 2008 while those with more serious outcomes (moderate, major or death) have increased by 4.7% per year since 2000.

The top five substance classes most frequently involved in all human exposures were analgesics (11.5%), cosmetics/personal care products (7.7%), household cleaning substances (7.6%), sedatives/hypnotics/antipsychotics (5.9%), and antidepressants (4.2%). Sedative/hypnotics/antipsychotics exposures as a class increased most rapidly (2,559 calls/year) over the last 13 years for cases showing more serious outcomes. The top five most common exposures in children of 5 years or less were cosmetics/personal care products (13.8%), household cleaning substances (10.4%), analgesics (9.8%), foreign bodies/toys/miscellaneous (6.9%), and topi-

cal preparations (6.1%). Drug identification requests comprised 50.7% of all information calls. NPDS documented 2,477 human exposures resulting in death with 2,113 human fatalities judged related (RCF of 1, undoubtedly responsible; 2, probably responsible; or 3, contributory).

**Conclusions:** These data support the continued value of PC expertise and need for specialized medical toxicology information to manage the more severe exposures, despite a decrease in calls involving less severe exposures. Unintentional and intentional exposures continue to be a significant cause of morbidity and mortality in the United States. The near real-time, always current status of NPDS represents a national public health resource to collect and monitor US exposure cases and information calls. The continuing mission of NPDS is to provide a nationwide infrastructure for public health surveillance for all types of exposures, public health event identification, resilience response and situational awareness tracking. NPDS is a model system for the nation and global public health.

## Introduction

This is the 31st Annual Report of the American Association of Poison Control Centers' (AAPCC; <http://www.aapcc.org>) National Poison Data System (NPDS).<sup>(1)</sup> On 1 January 2013, fifty-seven regional poison centers (PCs) serving the entire population of the 50 United States, American Samoa, District of Columbia, Federated States of Micronesia, Guam, Puerto Rico, and the US Virgin Islands submitted information and exposure case data collected during the course of providing telephonic patient-tailored exposure management and poison information.

NPDS is the data warehouse for the nation's 57 PCs. PCs place emphasis on exposure management, accurate data collection and coding, and responding to the continuing need for poison related public and professional education. The PC's health care professionals are available free of charge to users, 24-hours a day, every day of the year. PCs respond to questions from the public, health care professionals, and public health agencies. The continuous staff dedication at the PCs is manifest as the number of exposure, and information call encounters exceeds 3.0 million annually. PC encounters involve either an exposed human or animal (EXPOSURE CALL) or a request for information with no person or animal exposed to any foreign body, viral, bacterial, venomous, or chemical agent or commercial product (INFORMATION CALL).

## The NPDS Products Database

The NPDS products database contains over 400,000 products ranging from viral and bacterial agents to commercial chemical and drug products. The product database is maintained and continuously updated by data analysts at the Micromedex Poisindex<sup>®</sup> System (Micromedex Healthcare Series [Internet database]; Greenwood Village, CO: Truven Health Analytics). A robust generic coding system categorizes the products data into 1,081 generic codes. These generic codes collapse into Nonpharmaceutical (562) and

**WARNING:** Comparison of exposure or outcome data from previous AAPCC Annual Reports is problematic. In particular, the identification of fatalities (attribution of a death to the exposure) differed from pre-2006 Annual Reports (see Fatality Case Review—Methods). Poison center death cases are described as all cases resulting in death and those determined to be exposure-related fatalities. Likewise, Table 22 (Exposure Cases by Generic Category) since year 2006 restricts the breakdown including deaths to single-substance cases to improve precision and avoid misinterpretation.

Pharmaceutical (519) groups. These two groups are divided into Major (68) and Minor (172) categories. The generic coding schema undergoes continuous improvement through the work of the AAPCC—Micromedex Joint Coding Group. The group consists of AAPCC members and editorial and lexicon staff working to meet best terminology practices. The generic code system provides enhanced report granularity as reflected in Table 22. The following 30 generic codes were introduced in 2013:

**Table:** Generic Codes Added in 2013.

1	Baclofen
2	Bacterial Diseases
3	Bupropion
4	Citalopram
5	Clomipramine
6	Duloxetine
7	Escitalopram
8	Fluoxetine
9	Fluvoxamine
10	Food Additives
11	Food Products
12	Fungal Diseases
13	Isocarboxazid
14	Loxapine
15	Metaxalone
16	Mirtazapine
17	Nefazodone
18	Other Types of Serotonin Norepinephrine Reuptake Inhibitor (SNRI)
19	Oxygen Absorbers
20	Parasitic Diseases
21	Paroxetine
22	Phenelzine
23	Prion Diseases
24	Selegiline
25	Sertraline
26	Tizanidine
27	Tranlycypromine
28	Trimipramine
29	Venlafaxine
30	Viral Diseases

Because the new codes were added at different times during the year, the numbers in Table 22 for these generic codes do not reflect the entire year. For completeness, certain codes of these categories require customized data retrieval until these categories have been in place for a year or more.

## Methods

### *Characterization of Participating PCs and Population Served*

Fifty-seven participating centers submitted data to AAPCC through 30 September, 2013, when one participating center closed with its calls picked up by another PC in its state, leaving 56 participating centers as of 31 December 2013. Fifty-four centers (95%) were accredited by AAPCC as of 1 July 2013. The entire population of the 50 states, American Samoa, the District of Columbia, Federated States of Micronesia, Guam, Puerto Rico, and the US Virgin Islands was served by the US PC network in 2013.(2,3,4,5).

The average number of human exposure cases managed per day by all US PCs was 5,995. Similar to other years, higher volumes were observed in the warmer months, with a mean of 6,365 cases per day in July compared with 5,424 per day in December. On average, US PCs received a call about an actual human exposure every 14.4 seconds.

### *Call Management—Specialized Poison Exposure Emergency Providers*

Most PC operation management, clinical education, and instruction are directed by managing directors (most are PharmDs and RNs with American Board of Applied Toxicology [ABAT] board certification). Medical direction is provided by medical directors who are board-certified physician medical toxicologists. At some PCs, the managing and medical director positions are held by the same person.

Calls received at US PCs are managed by health care professionals who have received specialized training in toxicology and managing exposure emergencies. These providers include medical and clinical toxicologists, registered nurses, doctors of pharmacy, pharmacists, chemists, hazardous materials specialists, and epidemiologists. Specialists in Poison Information (SPIs) are primarily registered nurses, PharmDs, and pharmacists who direct the public to the most appropriate level of care while also providing the most up-to-date management recommendations to health care providers caring for exposed patients. They may work under the supervision of a Certified Specialist in Poison Information (CSPI). SPIs must log a minimum of 2,000 calls over a 12-month period to become eligible to take the CSPI examination for certification in poison information. Poison information providers (PIPs) are allied health care professionals. They manage information-type and low acuity (non-hospital) calls and work under the supervision of a CSPI. Of note is the fact that no nursing or pharmacy school offers a toxicology curriculum designed for PC work and SPIs must be trained in programs offered by their respective PC. PCs undergo a rigorous accreditation process administered by the AAPCC and must be reaccredited every 5 years.

### *NPDS—Near Real-time Data Capture*

Launched on 12 April 2006, NPDS is the data repository for all of the US PCs. In 2013, all 57 US PCs uploaded case data automatically to NPDS. All PCs submitted data in near real-time, making NPDS one of the few operational systems of its kind. PC staff record calls contemporaneously in 1 of 4 case data management systems. Each PC uploads case data automatically. The time to upload data for all PCs is 8.08 [7.10, 11.63] (median [25%, 75%]) minutes creating a near real-time national exposure database and surveillance system.

The web-based NPDS software facilitates detection, analysis, and reporting of NPDS surveillance anomalies. System software offers a myriad of surveillance uses allowing AAPCC, its member centers, and public health agencies to utilize NPDS US exposure data. Users are able to access local and regional data for their own areas and view national



aggregate data. Custom surveillance definitions are available along with ad hoc reporting tools. Information in the NPDS database is dynamic. Each year the database is locked prior to extraction of annual report data to prevent inadvertent changes and ensure consistent, reproducible reports. The 2013 database was locked on 27 October 2014 at 17:00 EDT.

### **Annual Report Case Inclusion Criteria**

The information in this report reflects only those cases that are not duplicates and classified by the PC as CLOSED. A case is closed when the PC has determined that no further follow-up/recommendations are required or no further information is available. Exposure cases are followed to obtain the most precise medical outcome possible. Depending on the case specifics, most calls are “closed” within a few hours of the initial call. Some calls regarding complex hospitalized patients or cases resulting in death may remain open for weeks or months while data continue to be collected. Follow-up calls provide a proven mechanism for monitoring the appropriateness of management recommendations, augmenting patient guidelines and providing poison prevention education, enabling continual updates of case information as well as obtaining final/known medical outcome status to make the data collected as accurate and complete as possible.

### **Statistical Methods**

All tables except Tables 3B and 17B were generated directly by the NPDS web-based application and can thus be reproduced by each center. The figures and statistics in Tables 3B and 17B were created using SAS JMP version 9.0.0 (SAS Institute, Cary, NC) on summary counts generated by the NPDS web-based application.

### **NPDS Surveillance**

As previously noted, all of the active US PCs upload case data automatically to NPDS. This unique near real-time upload is the foundation of the NPDS surveillance system. This makes possible both spatial and temporal case volume and case based surveillance. NPDS software allows creation of volume and case-based definitions. Definitions can be applied to national, regional, state, or ZIP code coverage areas. Geocentric definitions can also be created. This functionality is available not only to the AAPCC surveillance team, but to every PC. PCs also have the ability to share NPDS real-time surveillance technology with external organizations such as their state and local health departments or other regulatory agencies. Another NPDS feature is the ability to generate system alerts on adverse drug events and other drug or commercial products of public health interest like contaminated food or product recalls. Thus, NPDS can provide real-time adverse event monitoring and surveillance of resilience response and situational awareness.

Surveillance definitions can be created to monitor a variety of volume parameters or case-based definitions on any desired substance or commercial product in the Micromedex Poisindex products database and/or set of clinical effects or other parameters. The products database contains over 400,000 entries. Surveillance definitions may be constructed using volume or case-based definitions with a variety of mathematical options and historical baseline periods from 1 to 13 years. NPDS surveillance tools include the following:

- Volume Alert Surveillance Definitions
- Total Call Volume
- Human Exposure Call Volume
- Animal Exposure Call Volume
- Information Call Volume
- Clinical Effects Volume (signs and symptoms, or laboratory abnormalities)
- Case-Based Surveillance Definitions utilizing various NPDS data fields linked in Boolean expressions
  - Substance
  - Clinical Effects
  - Species
  - Medical Outcome and Others
- Syndromic Surveillance Definitions allow Boolean-based definitions utilizing various NPDS data fields to be run based on historical trends for user-defined periods of interest.

Incoming data are monitored continuously and anomalous signals generate an automated email alert to the AAPCC’s surveillance team or designated PC or public health agency staff. These anomaly alerts are reviewed daily by the AAPCC surveillance team, the PC, or the public health agency that created the surveillance definition. When reports of potential public health significance are detected, additional information is obtained via the NPDS surveillance correspondence system or phone as appropriate from reporting PCs. The PC then alerts their respective state or local health departments. Public health issues are brought to the attention of the Health Studies Branch, National Center for Environmental Health, Centers for Disease Control and Prevention (HSB/NCEH/CDC). This unique near real-time tracking ability is a unique feature offered by NPDS and the PCs.

Clinical and medical toxicologists of the AAPCC surveillance team review surveillance definitions on a regular basis to fine-tune the queries. CDC, as well as State and local health departments with NPDS access as granted by their respective PCs, also have the ability to create surveillance definitions for routine surveillance tasks or to respond to emerging public health events.

### **Fatality Case Review and Abstract Selection**

NPDS fatality cases can be recorded as DEATH or DEATH (INDIRECT REPORT). Medical outcome of death is given by direct report. Deaths (indirect reports) are deaths that the PC acquired from medical examiners or media, but did not manage nor answer any questions related specifically to that death.

Although PCs may report death as an outcome, the death may not be the direct result of the exposure. We define exposure-related fatality as a death judged by the AAPCC Fatality Review Team to be at least contributory to the exposure. The definitions used for the Relative Contribution to Fatality (RCF) classification are given in Appendix B and the methods for selecting abstracts for publications are described in Appendix C. For details on the AAPCC fatality review process, see the 2008 annual report.(1)

### Pediatric Fatality Case Review

A focused Pediatric Fatality Review team, comprised of 4 pediatric toxicologists, evaluated cases of patients of 19 years and under. The panel reviewed the documentation of all such cases, with specific focus on the conditions behind the poisoning exposure and on finding commonality which might inform efforts at prevention. The pediatric fatality cases reviewed exhibited a bimodal age distribution. Exposures causing death in children  $\leq 5$  years of age were mostly coded as “Unintentional-General”, while those in ages over 12 years were mostly as “Intentional”. Often the Reason Code did not capture the complexities of the case. For example, there were few mentions of details such as the involvement of law enforcement or child protective services. While there were some complete and informative reports, in many narratives the circumstances which preceded the exposure thought responsible for the death were unclear or absent. In response to these findings, the pediatric fatality review team developed and distributed Pediatric Narrative Guidelines, with specific attention to the root cause of these cases. PCs are requested to heed these guidelines and the need for a more in-depth investigation of “causality.”

## Results

### Information Calls to Poison Centers

Data from 806,347 information calls to PCs in 2013 (Table 1C) was transmitted to NPDS, including calls in optional reporting categories such as prevention/safety/education (24,249), administrative (25,878), and caller referral (47,682).

Figure 2 shows that all drug ID calls decreased dramatically in mid-2009, again in late 2010 and late 2011, and continue to decrease in 2012 and 2013. Law enforcement drug ID calls also showed a decline. The most frequent information call was for drug ID, comprising 408,711 calls to PCs during the year. Of these, 239,364 (58.6%) were identified as drugs with known abuse potential; however, these cases were categorized based on the drug’s abuse potential without any knowledge of whether abuse was actually intended.

While the number of drug information calls decreased 21.4% from 2012 (144,267 calls) to 2013 (113,378 calls), the distribution of these call types remained steady at 14.1% of all information request calls. The most common drug information requests were about drug–drug interactions, followed by other drug information, therapeutic use and indications, questions about dosage, and inquiries of adverse

effects. Environmental inquiries comprised 2.3% of all information calls. Of these environmental inquiries, specific questions related to cleanup of mercury (thermometers and other) remained the most common followed by questions involving pesticides.

Of all the information calls, poison information comprised 7.0% of the requests with inquiries involving general toxicity the most common followed by questions involving food preparation practices, safe use of household products, and plant toxicity.

### Exposure Calls to Poison Centers

In 2013, the participating PCs logged 3,060,122 total encounters including 2,188,013 closed human exposure cases (Table 1A), 59,496 animal exposures (Table 1B), 806,347 information calls (Table 1C), 6,116 human confirmed non-

**Table 1A.** AAPCC Population Served and Reported Exposures (1983–2013).

Year	No. of participating centers	Population served (in millions)	Human exposures	Exposures per thousand population
1983	16	43.1	251,012	5.8
1984	47	99.8	730,224	7.3
1985	56	113.6	900,513	7.9
1986	57	132.1	1,098,894	8.3
1987	63	137.5	1,166,940	8.5
1988	64	155.7	1,368,748	8.8
1989	70	182.4	1,581,540	8.7
1990	72	191.7	1,713,462	8.9
1991	73	200.7	1,837,939	9.2
1992	68	196.7	1,864,188	9.5
1993	64	181.3	1,751,476	9.7
1994	65	215.9	1,926,438	8.9
1995	67	218.5	2,023,089	9.3
1996	67	232.3	2,155,952	9.3
1997	66	250.1	2,192,088	8.8
1998	65	257.5	2,241,082	8.7
1999	64	260.9	2,201,156	8.4
2000	63	270.6	2,168,248	8.0
2001	64	281.3	2,267,979	8.1
2002	64	291.6	2,380,028	8.2
2003	64	294.7	2,395,582	8.1
2004	62	293.7	2,438,643	8.3
2005	61	296.4	2,424,180	8.2
2006	61	299.4	2,403,539	8.0
2007	61	305.6	2,482,041	8.1
2008	61	308.5 <sup>b</sup>	2,491,049	8.1
2009	60	310.9 <sup>b</sup>	2,479,355	8.0
2010	60 <sup>a</sup>	313.3 <sup>b</sup>	2,384,825	7.6
2011	57 <sup>c</sup>	315.7 <sup>b</sup>	2,334,004	7.4
2012	57	318.0 <sup>b</sup>	2,275,141	7.2
2013	57 <sup>d</sup>	320.2 <sup>e</sup>	2,188,013	6.8
<b>Total</b>			<b>60,117,368</b>	

<sup>a</sup>As of 1 July 2010 there were 60 participating centers.

<sup>b</sup>AAPCC total as of 1 July mid-year US Census (2012 data for 50 United States, District of Columbia and Puerto Rico; 2011 data for Guam; 2010 data for American Samoa, Federated States of Micronesia, and the US Virgin Islands)

<sup>c</sup>As of 1 July 2011 there were 57 participating centers.

<sup>d</sup>One participating center closed in September 2013. Its data are included in the 2013 totals.

<sup>e</sup>AAPCC Total as of 1 July mid-year US Census (2013 data for 50 United States, District of Columbia and Puerto Rico, Guam, American Samoa, Federated States of Micronesia, and the US Virgin Islands) (2,3).

**Table 1B.** Non-Human Exposures by Animal Type.

Animal	N	%
Dog	53,760	90.36
Cat	5,015	8.43
Bird	163	0.27
Rodent/lagomorph	141	0.24
Horse	111	0.19
Sheep/goat	39	0.07
Cow	30	0.05
Aquatic	17	0.03
Other	220	0.37
<b>Total</b>	<b>59,496</b>	<b>100.00</b>

exposures, and 150 animal confirmed non-exposures. An additional 570 calls were still open at the time of database lock. The cumulative AAPCC database now contains more than 60 million human exposure case records (Table 1A). A total of 16,392,826 information calls have been logged by NPDS since the year 2000.

Figure 1 shows the human exposures, information calls and animal exposures by day since 1 January 2001. Second-order (quadratic) least squares regression of these data shows a statistically significant departure from linearity (declining rate of calls since mid-2007) for human exposure calls. Information calls are best described by a smoothing spline fit, and animal exposure calls have likewise been declining since mid-2005.

A hallmark of PC case management is the use of follow-up calls to monitor case progress and medical outcome. US PCs made 2,515,811 follow-up calls in 2013. Follow-up calls were made in 46.1% of human exposure cases. One follow-up call was made in 22.0% of human exposure cases, and multiple follow-up calls (range, 2–121) were placed in 24.1% of cases.

Figure 3 shows a graphic summary and analyses of Health Care Facility (HCF) exposure and HCF information

calls. HCF exposure calls slightly departed from linearity but continued to increase at a steady rate, while the rate of HCF information calls has been declining since early 2005. This increasing use of the PCs for the more serious exposures (HCF calls) is important in the face of the decline in exposure and information calls. The 2 May 2006 exposure data spike on the figure was the result of 602 children in a Midwest school reporting a noxious odor which caused anxiety, but resolved without sequelae.

Tables 22A (Nonpharmaceuticals) and 22B (Pharmaceuticals) provide summary demographic data on patient age, reason for exposure, medical outcome, and use of a health care facility for all 2,188,013 human exposure cases, presented by substance categories. The Pharmaceuticals category includes both licit and illicit drugs.

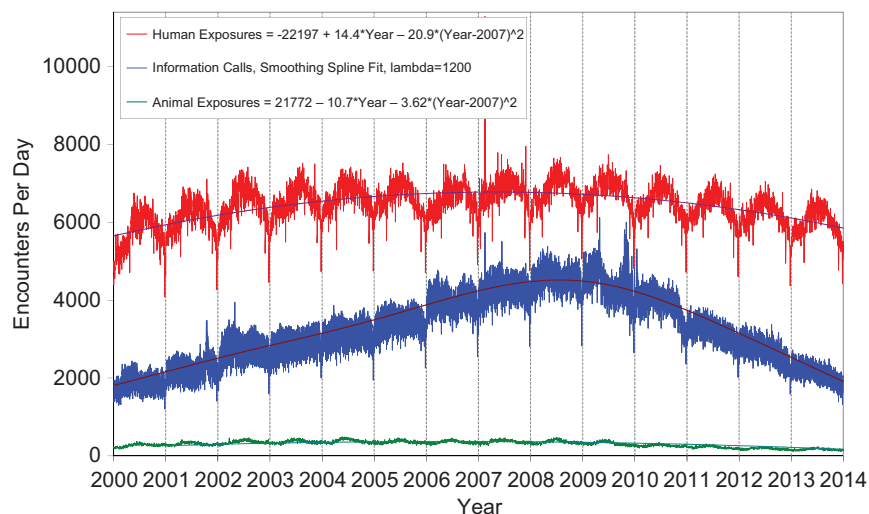
Column 1: Name of the major, minor generic categories and their associated generic codes.

Column 2: Number of Case Mentions (All Exposures) in grey shading, displays the number of times the specific generic code was reported in all human exposure cases. If a human exposure case has multiple instances of a specific generic code, it is counted only once.

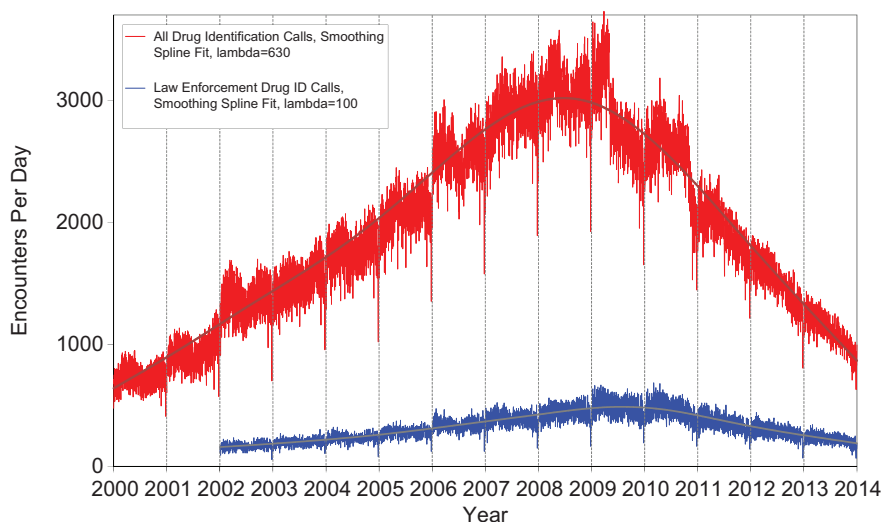
Column 3: Single Substance Exposures; this column was previously named “No. of Single Exposures” and was renamed in the 2009 report for clarity. This column displays the number of human exposure cases that identified only one substance (one case, one substance).

The succeeding columns (Age, Reason, Treatment Site, And Outcome) show selected detail from these single-substance exposure cases. Death cases include both cases that have the outcomes of Death or Death (indirect report). These death cases are not limited by the relative contribution to fatality.

Tables 22A and 22B restrict the breakdown columns to single-substance cases. Prior to 2007, when multisubstance exposures were included, a relatively innocuous substance could be mentioned in a death column when, for example,



**Figure 1. Human Exposure Calls, Information Calls and Animal Exposure Calls by Day since January 1, 2000.** Both linear and second-order (quadratic) terms were statistically significant for least-squares second-order regressions of Human Exposures and Animal Exposures. Smoothing spline fit for Information calls has  $\lambda = 1200$ ,  $R$ -square = 0.832 (colour version of this figure can be found in the online version at [www.informahealthcare.com/ctx](http://www.informahealthcare.com/ctx)).



**Figure 2. All Drug Identification and Law Enforcement Drug Identification Calls by Day since January 1, 2000.** Smoothing spline fits were better than second-order regressions, R-square = 0.933 for All Drug Identification Calls, R-square = 0.780 for Law Enforcement Drug ID Calls (colour version of this figure can be found in the online version at [www.informahealthcare.com/ctx](http://www.informahealthcare.com/ctx)).

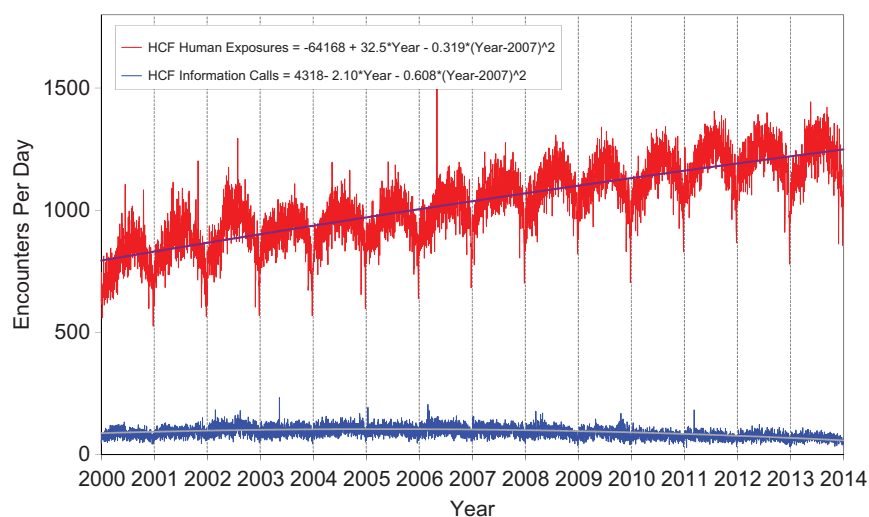
the death was attributed to an antidepressant, opioid, or cyanide. This subtlety was not always appreciated by the user of this table. The restriction of the breakdowns to single-substance exposures should increase precision and reduce misrepresentation of the results in this unique by-substance table. Single-substance cases reflect the majority (89.1%) of all exposures. In contrast, only 44.2% of fatalities are single substance exposures (Table 5).

Tables 22A and 22B tabulate 2,575,837 substance exposures, of which 1,950,455 were single-substance exposures, including 1,013,229 (52.0%) nonpharmaceuticals and 937,226 (48.0%) pharmaceuticals. In 19.6% of single-substance exposures that involved pharmaceutical substances, the reason for exposure was intentional, compared with only 3.6% that involved a nonpharmaceutical substance. Correspondingly, treatment in a health care facility was provided in a higher percentage of exposures that

involved pharmaceutical substances (29.8%) compared with that of nonpharmaceutical substances (15.9%). Exposures to pharmaceuticals also had more severe outcomes. Of single-substance exposure-related fatal cases, 708 (70.7%) were pharmaceuticals compared with 293 (29.3%) nonpharmaceutical.

#### Age and Gender Distributions

The age and gender distribution of human exposures is outlined in Table 3. Children younger than 3 years were involved in 35.5% of exposures and children younger than 6 years accounted for approximately half of all human exposures (48.0%). Male predominance was found among cases involving children younger than 13 years, but this gender distribution was reversed in teenagers and adults, with females comprising the majority of reported exposures.



**Figure 3. Health Care Facility (HCF) Exposure Calls and HCF Information Calls by Day since January 1, 2000.** Regression lines show least-squares second-order regressions for HCF Exposure and HCF Information Calls. All terms shown were statistically significant for each of the two regressions (colour version of this figure can be found in the online version at [www.informahealthcare.com/ctx](http://www.informahealthcare.com/ctx)).

**Table 1C.** Distribution of Information Calls.

Information call type	N	% of Information. calls
<b>Drug identification</b>		
Public inquiry: Drug sometimes involved in abuse	188,220	23.34
Public inquiry: Drug not known to be abused	84,857	10.52
Public inquiry: Unknown abuse potential	2,777	0.34
Public inquiry: Unable to identify	39,795	4.94
HCP inquiry: Drug sometimes involved in abuse	2,266	0.28
HCP inquiry: Drug not known to be abused	4,362	0.54
HCP inquiry: Unknown abuse potential	142	0.02
HCP inquiry: Unable to identify	1,710	0.21
Law Enf. Inquiry: Drug sometimes involved in abuse	48,878	6.06
Law Enf. Inquiry: Drug not known to be abused	26,818	3.33
Law Enf. Inquiry: Unknown abuse potential	875	0.11
Law Enf. Inquiry: Unable to identify	6,349	0.79
Other drug ID	1,662	0.21
<b>Subtotal</b>	<b>408,711</b>	<b>50.69</b>
<b>Drug information</b>		
Adverse effects (no known exposure)	8,566	1.06
Brand/generic name clarifications	2,205	0.27
Calculations	134	0.02
Compatibility of parenteral medications	238	0.03
Compounding	286	0.04
Contraindications	1,373	0.17
Dietary supplement, herbal, and homeopathic	536	0.07
Dosage	11,093	1.38
Dosage form / formulation	1,800	0.22
Drug use during breast-feeding	2,097	0.26
Drug–drug interactions	22,519	2.79
Drug–food interactions	1,601	0.20
Foreign drug	300	0.04
Generic substitution	451	0.06
Indications/therapeutic use	20,234	2.51
Medication administration	5,144	0.64
Medication availability	571	0.07
Medication disposal	3,057	0.38
Pharmacokinetics	1,700	0.21
Pharmacology	1,090	0.14
Regulatory	3,229	0.40
Stability / storage	2,424	0.30
Therapeutic drug monitoring	533	0.07
Other drug info	22,197	2.75
<b>Subtotal</b>	<b>113,378</b>	<b>14.06</b>
<b>Environmental information</b>		
Air quality	1,445	0.18
Carbon monoxide—no known patient(s)	595	0.07
Carbon monoxide alarm use	377	0.05
Chem / bioterrorism / weapons (suspected or confirmed)	16	0.00
Clarification of media reports of environmental contamination	25	0.00
Clarification of substances involved in a HAZMAT incident—no known victim(s)	115	0.01
General questions about contamination of air and / or soil	347	0.04
HAZMAT planning	122	0.02
Lead—no known patient(s)	383	0.05
Mercury thermometer cleanup	1,541	0.19
Mercury (excluding thermometers) cleanup	3,184	0.39
Notification of a HAZMAT incident—no known patient(s)	596	0.07
Pesticide application by a professional pest control operator	639	0.08
Pesticides (other)	2,395	0.30
Potential toxicity of chemicals in the environment	1,148	0.14
Radiation	51	0.01
Safe disposal of chemicals	1,240	0.15
Water purity/contamination	600	0.07
Other environmental	3,963	0.49
<b>Subtotal</b>	<b>18,782</b>	<b>2.33</b>
<b>Medical information</b>		
Dental questions	114	0.01
Diagnostic or treatment recommendations for diseases or conditions—non-toxicology	7,401	0.92

(Continued)

Table 1C. (Continued)

Information call type	N	% of Information. calls
Disease prevention	484	0.06
Explanation of disease states	845	0.10
General first-aid	1,051	0.13
Interpretation of non-toxicology laboratory reports	118	0.01
Medical terminology questions	62	0.01
Rabies—no known patient(s)	261	0.03
Sunburn management	51	0.01
Other medical	48,516	6.02
<b>Subtotal</b>	<b>58,903</b>	<b>7.30</b>
<b>Occupational information</b>		
Occupational treatment / first-aid guidelines—no known patient(s)	36	0.00
Information on chemicals in the workplace	104	0.01
MSDS interpretation	64	0.01
Occupational MSDS requests	724	0.09
Routine toxicity monitoring	32	0.00
Safe handling of workplace chemicals	90	0.01
Other occupational	206	0.03
<b>Subtotal</b>	<b>1,256</b>	<b>0.16</b>
<b>Poison information</b>		
Analytical toxicology	751	0.09
Carcinogenicity	65	0.01
Food poisoning—no known patient(s)	2,043	0.25
Food preparation/handling practices	6,154	0.76
General toxicity	23,212	2.88
Mutagenicity	41	0.01
Plant toxicity	2,431	0.30
Recalls of non-drug products (including food)	250	0.03
Safe use of household products	3,756	0.47
Toxicology information for legal use / litigation	154	0.02
Other poison	17,475	2.17
<b>Subtotal</b>	<b>56,332</b>	<b>6.99</b>
<b>Prevention/Safety/Education</b>		
Confirmation of poison center number	13,569	1.68
General (non-poison) injury prevention requests	519	0.06
Media requests	299	0.04
Poison prevention material requests	8,426	1.04
Poison prevention week date inquiries	34	0.00
Professional education presentation requests	263	0.03
Public education presentation requests	380	0.05
Other prevention	759	0.09
<b>Subtotal</b>	<b>24,249</b>	<b>3.01</b>
<b>Teratogenicity information</b>		
Teratogenicity	1,563	0.19
<b>Subtotal</b>	<b>1,563</b>	<b>0.19</b>
<b>Other information</b>		
Other	43,830	5.44
<b>Subtotal</b>	<b>43,830</b>	<b>5.44</b>
<b>Substance Abuse</b>		
Drug screen information	4,265	0.53
Effects of illicit substances—no known patient(s)	306	0.04
New trend information	281	0.03
Withdrawal from illicit substances—no known patient(s)	181	0.02
Other substance abuse	750	0.09
<b>Subtotal</b>	<b>5,783</b>	<b>0.72</b>
<b>Administrative</b>		
Expert witness requests	34	0.00
Faculty activities	60	0.01
Funding	20	0.00
Personnel issues	243	0.03
Poison center record request	143	0.02
Product replacement/malfunction (issues intended for the manufacturer)	2,534	0.31
Scheduling of poison center rotations	93	0.01
Other administration	22,751	2.82
<b>Subtotal</b>	<b>25,878</b>	<b>3.21</b>
<b>Caller Referred</b>		
Immediate referral—animal poison center or veterinarian	16,172	2.01

(Continued)

Table 1C. (Continued)

Information call type	N	% of Information. calls
Immediate referral—drug identification	5,102	0.63
Immediate referral—drug information	200	0.02
Immediate referral—health department	7,232	0.90
Immediate referral—medical advice line	610	0.08
Immediate referral—pediatric triage service	238	0.03
Immediate referral—pesticide hotline	364	0.05
Immediate referral—pharmacy	682	0.08
Immediate referral—poison center	2,952	0.37
Immediate referral—private physician	2,609	0.32
Immediate referral—psychiatric crisis line	118	0.01
Immediate referral—teratology information program	102	0.01
Other call referral	11,301	1.40
<b>Subtotal</b>	<b>47,682</b>	<b>5.91</b>
<b>Total</b>	<b>806,347</b>	<b>100.00</b>

Table 2. Site of Call and Site of Exposure, Human Exposure Cases.

Site	Site of caller		Site of exposure	
	N	%	N	%
Residence				
Own	1,539,136	70.34	1,994,810	91.17
Other	32,014	1.46	50,310	2.30
Workplace	24,320	1.11	35,563	1.63
Health care facility	443,318	20.26	6,083	0.28
School	9,691	0.44	27,961	1.28
Restaurant/food service	436	0.02	4,766	0.22
Public area	6,707	0.31	20,482	0.94
Other	125,752	5.75	24,827	1.13
Unknown	6,639	0.30	23,211	1.06

### Caller Site and Exposure Site

As shown in Table 2, of the 2,188,013 human exposures reported, 71.8% of calls originated from a residence (own or other) but 93.5% actually occurred at a residence (own or other). Another 20.3% of calls were made from a HCF. Beyond residences, exposures occurred in the workplace in 1.6% of cases, schools (1.3%), health care facilities (0.3%), and restaurants or food services (0.2%).

### Exposures in Pregnancy

Exposure during pregnancy occurred in 7,384 women (0.3% of all human exposures). Of those with known pregnancy

Table 3A. Age and Gender Distribution of Human Exposures.

Age (y)	Male		Female		Unknown gender		Total		Cumulative total	
	N	% of age group total	N	% of age group total	N	% of age group total	N	% of total exposures	N	%
<b>Children (&lt;20)</b>										
< 1	58,132	51.83	53,698	47.88	329	0.29	112,159	5.13	112,159	5.13
1	172,707	52.03	158,747	47.82	508	0.15	331,962	15.17	444,121	20.30
2	174,346	52.40	157,886	47.45	498	0.15	332,730	15.21	776,851	35.50
3	81,745	54.55	67,776	45.23	319	0.21	149,840	6.85	926,691	42.35
4	42,045	55.87	33,019	43.88	190	0.25	75,254	3.44	1,001,945	45.79
5	25,725	56.58	19,585	43.07	159	0.35	45,469	2.08	1,047,414	47.87
Unknown ≤ 5	953	46.24	809	39.25	299	14.51	2,061	0.09	1,049,475	47.96
Child 6–12	78,140	57.82	55,802	41.29	1,203	0.89	135,145	6.18	1,184,620	54.14
Teen 13–19	63,767	41.64	88,527	57.81	843	0.55	153,137	7.00	1,337,757	61.14
Unknown Child	1,685	41.05	1,385	33.74	1,035	25.21	4,105	0.19	1,341,862	61.33
<b>Subtotal</b>	<b>699,245</b>	<b>52.11</b>	<b>637,234</b>	<b>47.49</b>	<b>5,383</b>	<b>0.40</b>	<b>1,341,862</b>	<b>61.33</b>	<b>1,341,862</b>	<b>61.33</b>
<b>Adults (≥20)</b>										
20–29	87,238	46.45	100,402	53.46	173	0.09	187,813	8.58	1,529,675	69.91
30–39	63,400	43.11	83,524	56.80	130	0.09	147,054	6.72	1,676,729	76.63
40–49	52,726	41.51	74,213	58.42	89	0.07	127,028	5.81	1,803,757	82.44
50–59	47,450	40.19	70,556	59.76	68	0.06	118,074	5.40	1,921,831	87.83
60–69	30,050	37.99	49,011	61.96	39	0.05	79,100	3.62	2,000,931	91.45
70–79	17,030	35.90	30,382	64.04	27	0.06	47,439	2.17	2,048,370	93.62
80–89	9,729	34.04	18,834	65.90	15	0.05	28,578	1.31	2,076,948	94.92
≥ 90	1,962	31.41	4,276	68.45	9	0.14	6,247	0.29	2,083,195	95.21
Unknown adult	35,855	38.88	53,889	58.43	2,486	2.70	92,230	4.22	2,175,425	99.42
<b>Subtotal</b>	<b>345,440</b>	<b>41.44</b>	<b>485,087</b>	<b>58.19</b>	<b>3,036</b>	<b>0.36</b>	<b>833,563</b>	<b>38.10</b>	<b>2,175,425</b>	<b>99.42</b>
<b>Other</b>										
Unknown age	4,385	34.83	5,656	44.93	2,547	20.23	12,588	0.58	2,188,013	100.00
<b>Total</b>	<b>1,049,070</b>	<b>47.95</b>	<b>1,127,977</b>	<b>51.55</b>	<b>10,966</b>	<b>0.50</b>	<b>2,188,013</b>	<b>100.00</b>	<b>2,188,013</b>	<b>100.00</b>

**Table 3B.** Population-Adjusted Exposures by Age Group.

Age Group	Exposures/100k population	Number of Exposures <sup>a</sup>	Population <sup>b</sup>
<b>Children (&lt;20)</b>			
<1	2,813	112,159	3,987,406
1	8,294	331,962	4,002,216
2	8,245	332,730	4,035,525
3	3,711	149,840	4,037,916
4	1,863	75,254	4,040,463
5	1,090	45,469	4,170,700
Child 6–12	464	135,145	29,101,221
Teen 13–19	511	153,137	29,940,491
<b>Subgroup</b>	<b>1,603</b>	<b>1,335,696</b>	<b>83,315,938</b>
<b>Adults (≥20)</b>			
20–29	418	187,813	44,929,989
30–39	355	147,054	41,386,428
40–49	298	127,028	42,583,166
50–59	267	118,074	44,263,274
60–69	238	79,100	33,169,197
70–79	256	47,439	18,561,592
80–89	295	28,578	9,695,645
90+	276	6,247	2,264,634
<b>Subgroup</b>	<b>313</b>	<b>741,333</b>	<b>236,853,925</b>
<b>Overall Total</b>	<b>683</b>	<b>2,188,013</b>	<b>320,169,863</b>

<sup>a</sup>Number of exposures excludes UNKNOWN ages from the individual age categories, but includes them in the Subtotals and overall total (see Table 3A)

<sup>b</sup>AAPCC Total as of 1 July 2013 320,169,863 (see Table 1A).( 3,4,5)

duration ( $n = 6,830$ ), 31.5% occurred in the first trimester, 37.0% in the second trimester, and 31.5% in the third trimester. Most (73.9%) were unintentional exposures and 19.6% were intentional exposures. There was one death of a pregnant woman in 2013.

### Chronicity

Most human exposures, 1,922,316 (87.9%), were acute cases (single, repeated, or continuous exposure occurring

**Table 5.** Number of Substances Involved in Human Exposure Cases.

No. of Substances	Human exposures		Fatal exposures <sup>a</sup>	
1	1,950,455	89.14	538	44.17
2	149,026	6.81	295	24.22
3	48,980	2.24	152	12.48
4	20,504	0.94	105	8.62
5	9,116	0.42	62	5.09
6	4,436	0.20	25	2.05
7	2,262	0.10	18	1.48
8	1,265	0.06	5	0.41
> = 9	1,969	0.09	18	1.48
<b>Total</b>	<b>2,188,013</b>	<b>100.00</b>	<b>1,218</b>	<b>100.00</b>

<sup>a</sup>Includes cases with relative contribution to fatality of 1—undoubtedly responsible, 2—probably responsible, or 3—contributory. This excludes reports with outcome of Death INDIRECT.

over 8 hours or less) compared with 1,328 acute cases of 2,477 fatalities (53.6%). Chronic exposures (continuous or repeated exposures occurring over > 8 hours) comprised 2.1% (46,900) of all human exposures. Acute-on-chronic exposures (single exposure that was preceded by a continuous, repeated, or intermittent exposure occurring over a period of > 8 hours) numbered 188,899 (8.6%).

### Reason for Exposure

The reason for most human exposures was unintentional (79.9%) with unintentional general (54.2%), therapeutic error (12.5%), and unintentional misuse (5.6%) of all exposures (Table 6A).

### Scenarios

Of the total 289,699 therapeutic errors, the most common scenarios for all ages included: inadvertent double dosing

**Table 4.** Distribution of Age<sup>a</sup> and Gender for Fatalities<sup>b</sup>.

Age (y)	Male	Female	Unknown	Total (%)	Cumulative total (%)
< 1 year	4	0	0	4 (0.3%)	4 (0.3%)
1 year	7	5	0	12 (1.0%)	16 (1.3%)
2 years	2	1	0	3 (0.3%)	19 (1.6%)
3 years	3	2	0	5 (0.4%)	24 (2.0%)
4 years	2	1	0	3 (0.3%)	27 (2.2%)
5 years	1	1	0	2 (0.2%)	29 (2.4%)
Child 6–12 years	3	3	0	6 (0.5%)	35 (2.9%)
Teen 13–19 years	37	26	1	64 (5.3%)	99 (8.1%)
20–29 years	103	88	0	191 (15.7%)	290 (23.8%)
30–39 years	93	101	0	194 (15.9%)	484 (39.7%)
40–49 years	98	109	0	207 (17.0%)	691 (56.7%)
50–59 years	111	115	0	226 (18.6%)	917 (75.3%)
60–69 years	72	66	0	138 (11.3%)	1,055 (86.6%)
70–79 years	35	41	0	76 (6.2%)	1,131 (92.9%)
80–89 years	23	45	0	68 (5.6%)	1,199 (98.4%)
> = 90 years	5	5	0	10 (0.8%)	1,209 (99.3%)
Unknown adult	2	3	0	5 (0.4%)	1,214 (99.7%)
Unknown age	0	2	2	4 (0.3%)	1,218 (100.0%)
<b>Total</b>	<b>601</b>	<b>614</b>	<b>3</b>	<b>1,218 (100.0%)</b>	<b>1,218 (100.0%)</b>

<sup>a</sup>Age includes cases with both actual and estimated ages as shown in Table 21.

<sup>b</sup>Includes cases with relative contribution to fatality of 1—undoubtedly responsible, 2—probably responsible, or 3—contributory. This excludes reports with outcome of Death INDIRECT.



**Table 6A.** Reason for Human Exposure Cases.

Reason	N	% Human exposures
<b>Unintentional</b>		
Unintentional—General	1,185,997	54.2
Unintentional—Therapeutic error	272,623	12.5
Unintentional—Misuse	123,229	5.6
Unintentional—Environmental	58,365	2.7
Unintentional—Bite/sting	56,378	2.6
Unintentional—Occupational	25,886	1.2
Unintentional—Food poisoning	21,334	1.0
Unintentional—Unknown	3,724	0.2
<b>Subtotal</b>	<b>1,747,536</b>	<b>79.9</b>
<b>Intentional</b>		
Intentional—Suspected suicide	230,080	10.5
Intentional—Misuse	55,740	2.5
Intentional—Abuse	48,976	2.2
Intentional—Unknown	20,151	0.9
<b>Subtotal</b>	<b>354,947</b>	<b>16.2</b>
<b>Adverse Reaction</b>		
Adverse reaction—Drug	38,198	1.7
Adverse reaction—Other	10,637	0.5
Adverse reaction—Food	5,146	0.2
<b>Subtotal</b>	<b>53,981</b>	<b>2.5</b>
<b>Unknown</b>		
Unknown reason	15,670	0.7
<b>Subtotal</b>	<b>15,670</b>	<b>0.7</b>
<b>Other</b>		
Other—Malicious	7,261	0.3
Other—Contamination/tampering	7,046	0.3
Other—Withdrawal	1,572	0.1
<b>Subtotal</b>	<b>15,879</b>	<b>0.7</b>
<b>Total</b>	<b>2,188,013</b>	<b>100.0</b>

(28.2%), wrong medication taken or given (16.2%), other incorrect dose (13.6%), doses given/taken too close together (10.3%), and inadvertent exposure to someone else's medication (8.0%). The types of therapeutic errors observed

**Table 6B.** Scenarios for Therapeutic Errors<sup>a</sup> by Age<sup>b</sup>.

Scenario	N	<= 5 y (Row %)	6–12 y (Row %)	13–19 y (Row %)	>= 20 y (Row %)	Unknown child (Row %)	Unknown adult (Row %)	Unknown age (Row %)
Inadvertently took/given medication twice	81,591	17.03	12.88	5.83	58.07	0.07	5.92	0.20
Wrong medication taken/given	46,802	15.75	12.57	6.35	59.29	0.05	5.74	0.25
Other incorrect dose	39,264	32.17	11.98	6.49	45.36	0.12	3.63	0.24
Medication doses given/taken too close together	29,735	17.33	9.93	6.49	59.24	0.08	6.67	0.27
Inadvertently took/given someone else's medication	23,247	16.53	20.83	7.08	50.89	0.05	4.44	0.17
Other/unknown therapeutic error	16,460	20.44	11.10	6.87	53.71	0.18	7.17	0.54
Incorrect dosing route	15,564	7.83	3.96	3.30	72.98	0.10	11.19	0.64
Confused units of measure	10,391	57.51	18.49	4.05	18.20	0.09	1.54	0.13
Dispensing cup error	5,892	66.06	19.45	3.00	10.61	0.07	0.73	0.08
Health professional/iatrogenic error (pharmacist/nurse/physician)	5,630	26.93	11.37	6.63	48.03	0.16	5.79	1.10
Incorrect formulation or concentration given	5,622	46.16	16.88	4.73	29.06	0.21	2.86	0.09
More than 1 product containing same ingredient	4,913	11.99	15.20	13.70	52.33	0.08	6.37	0.33
Drug interaction	2,003	6.74	7.64	7.74	63.70	0.10	13.38	0.70
10-fold dosing error	1,282	57.41	9.83	3.74	26.60	0.00	2.18	0.23
Incorrect formulation or concentration dispensed	1,163	44.54	16.34	5.07	29.84	0.00	3.87	0.34
Exposure through breast milk	140	93.57	0.00	0.00	2.86	1.43	2.14	0.00

<sup>a</sup>All cases with a scenario category of therapeutic error regardless of reason

<sup>b</sup>Of the human exposure cases reported to U.S. Poison Centers in 2013, 407,832 (18.6%) were coded to 1 or more of 54 scenarios.

are different for each age group and are summarized in Table 6B.

### Reason by Age

Intentional exposures accounted for 16.2% of human exposures. Suicidal intent was suspected in 10.5% of cases, intentional misuse in 2.5%, and intentional abuse in 2.2%. Unintentional exposures outnumbered intentional exposures in all age groups with the exception of ages 13–19 years (Table 7). Intentional exposures were more frequently reported than unintentional exposures in patients aged 13–19 years. In contrast, of the 1,218 reported fatalities with RCF 1–3, the major reason reported for children ≤5 years was unintentional while most fatalities in adults (>20 years) were intentional (Table 8).

### Route of Exposure

Ingestion was the route of exposure in 83.4% of cases (Table 9), followed in frequency by dermal (7.0%), inhalation/nasal (6.1%), and ocular routes (4.3%). For the 1,218 exposure-related fatalities, ingestion (80.9%), inhalation/nasal (10.2%), unknown (8.9%), and parenteral (5.1%) were the predominant exposure routes. Each exposure case may have more than one route.

### Clinical Effects

The NPDS database allows for the coding of up to 131 individual clinical effects (signs, symptoms, or laboratory abnormalities) for each case. Each clinical effect can be further defined as related, not related, or unknown if related. Clinical effects were coded in 810,259 (37.0%) cases (17.8%

Table 7. Distribution of Reason for Exposure by Age.

Reason	< = 5 y		6-12 y		13-19 y		> = 20 y		Unknown child		Unknown adult		Unknown age		Total	
	N	Row %	N	Row %	N	Row %	N	Row %	N	Row %	N	Row %	N	Row %	N	%
Unintentional	1,042,537	62.32	118,754	7.10	60,129	3.59	444,092	26.55	3,617	0.22	71,059	4.25	7,348	0.44	1,747,536	79.87
Intentional	1,303	0.38	11,081	3.23	85,380	24.88	242,112	70.55	199	0.06	11,575	3.37	3,297	0.96	354,947	16.22
Adverse reaction	3,675	7.70	2,873	6.02	3,995	8.37	36,314	76.12	111	0.23	6,164	12.92	849	1.78	53,981	2.47
Unknown	741	5.17	864	6.02	1,848	12.88	10,093	70.37	54	0.38	1,273	8.88	797	5.56	15,670	0.72
Other	1,219	8.97	1,573	11.57	1,785	13.13	8,722	64.15	124	0.91	2,159	15.88	297	2.18	15,879	0.73
<b>Total</b>	<b>1,049,475</b>	<b>50.17</b>	<b>135,145</b>	<b>6.46</b>	<b>153,137</b>	<b>7.32</b>	<b>741,333</b>	<b>35.44</b>	<b>4,105</b>	<b>0.20</b>	<b>92,230</b>	<b>4.41</b>	<b>12,588</b>	<b>0.60</b>	<b>2,188,013</b>	<b>100.00</b>

had 1 effect, 9.5% had 2 effects, 5.1% had 3 effects, 2.2% had 4 effects, 1.0% had 5 effects, and 1.4% had > 5 effects coded). Of the clinical effects coded, 77.8% were deemed related to the exposure, 9.9% were considered not related, and 12.3% were coded as unknown if related.

### Case Management Site

The majority of cases reported to PCs were managed in a non-HCF (68.7%), usually at the site of exposure, primarily the patient's own residence (Table 10); 1.5% of cases were referred to a HCF but they refused referral. Treatment in a HCF was rendered in 27.5% of cases.

Of the 601,642 cases managed in a HCF, 286,690(47.7%) were treated and released, 99,117(16.5%) were admitted for critical care, and 67,114(11.2%) were admitted to a noncritical unit.

The percentage of patients treated in a HCF varied considerably with age. Only 11.8% of children ≤ 5 years and only 14.7% of children between 6 and 12 years were managed in a HCF compared with 54.1% of teenagers (13-19 years) and 41.7% of adults (age, ≥ 20 years).

### Medical Outcome

Table 11 displays the medical outcome of human exposure cases distributed by age. Older age groups exhibit a greater number of severe medical outcomes. Table 12 compares medical outcome and reason for exposure, and shows a greater frequency of serious outcomes in intentional exposures.

The duration of effect is required for all cases which report at least one clinical effect and have a medical outcome of minor, moderate, or major effect ( $n = 503,501$ ; 23.0% of exposures). Table 13 demonstrates an increasing duration of the clinical effects observed with more severe outcomes.

### Decontamination Procedures and Specific Antidotes

Tables 14 and 15 outline the use of decontamination procedures, specific physiological antagonists (antidotes), and measures to enhance elimination in the treatment of patients reported in the NPDS database. These should be interpreted as minimum frequencies because of the limitations of telephone data gathering.

Ipecac-induced emesis for poisoning continues to decline as shown in Tables 16A and 16B. Ipecac was administered in only 42 (0.0%) of pediatric exposures in 2013. The continued decrease in ipecac syrup use over the last 2 decades is likely a result of ipecac use guidelines issued in 1997 by the American Academy of Clinical Toxicology and the European Association of Poisons Centres and Clinical Toxicologists and updated in 2004.(6,7) In a separate report, the American Academy of Pediatrics not only concluded that ipecac should no longer be used routinely as a home treatment strategy, but also recommended disposal of home ipecac stocks.(8) A decline was also observed since the early 1990s for reported use of activated charcoal. While not as

**Table 8.** Distribution of Reason for Exposure and Age for Fatalities<sup>a</sup>.

Reason	<= 5 y	6–12 y	13–19 y	>= 20 y	Unknown child	Unknown adult	Unknown age	Total
<b>Unintentional</b>								
Unintentional—General	14	0	1	13	0	0	0	28
Unintentional—Environmental	7	4	1	37	0	1	0	50
Unintentional—Occupational	0	0	0	9	0	0	0	9
Unintentional—Therapeutic error	2	0	1	32	0	0	0	35
Unintentional—Misuse	0	0	0	5	0	0	0	5
Unintentional—Bite/sting	1	0	0	3	0	0	0	4
Unintentional—Food poisoning	0	0	0	1	0	0	0	1
Unintentional—Unknown	0	0	0	3	0	0	0	3
<b>Subtotal</b>	<b>24</b>	<b>4</b>	<b>3</b>	<b>103</b>	<b>0</b>	<b>1</b>	<b>0</b>	<b>135</b>
<b>Intentional</b>								
Intentional—Suspected suicide	0	1	29	577	0	3	2	612
Intentional—Misuse	0	0	1	46	0	0	0	47
Intentional—Abuse	0	1	26	129	0	0	0	156
Intentional—Unknown	0	0	1	83	0	0	0	84
<b>Subtotal</b>	<b>0</b>	<b>2</b>	<b>57</b>	<b>835</b>	<b>0</b>	<b>3</b>	<b>2</b>	<b>899</b>
<b>Other</b>								
Other—Malicious	3	0	0	7	0	0	1	11
Other—Withdrawal	0	0	0	2	0	0	0	2
<b>Subtotal</b>	<b>3</b>	<b>0</b>	<b>0</b>	<b>9</b>	<b>0</b>	<b>0</b>	<b>1</b>	<b>13</b>
<b>Adverse reaction</b>								
Adverse reaction—Drug	0	0	2	42	0	0	0	44
Adverse reaction—Food	0	0	0	1	0	0	0	1
Adverse reaction—Other	0	0	0	1	0	0	0	1
<b>Subtotal</b>	<b>0</b>	<b>0</b>	<b>2</b>	<b>44</b>	<b>0</b>	<b>0</b>	<b>0</b>	<b>46</b>
<b>Unknown</b>								
Unknown reason	2	0	2	119	0	1	1	125
<b>Subtotal</b>	<b>2</b>	<b>0</b>	<b>2</b>	<b>119</b>	<b>0</b>	<b>1</b>	<b>1</b>	<b>125</b>
<b>Total</b>	<b>29</b>	<b>6</b>	<b>64</b>	<b>1,110</b>	<b>0</b>	<b>5</b>	<b>4</b>	<b>1,218</b>

<sup>a</sup>Includes cases with relative contribution to fatality of 1—undoubtedly responsible, 2—probably responsible, or 3—contributory. This excludes reports with outcome of Death INDIRECT.

dramatic as the decline in use of ipecac, reported use of activated charcoal decreased from 3.7% of pediatric cases in 1993 to just 0.9% in 2013.

### Top Substances in Human Exposures

Table 17A presents the most common 25 substance categories, listed by frequency of human exposure for cases with

more serious outcomes (moderate, severe, and death). This ranking provides an indication where prevention efforts might be focused, as well as the types of serious exposures PCs regularly manage. It is relevant to know whether exposures to these substances are increasing or decreasing.

To better understand these relationships, we examined exposures with more serious outcomes per year over the last 13 years for the change over time for each of the 68

**Table 9.** Route of Exposure for Human Exposure Cases.

Route	Human exposures			Fatal exposures <sup>a</sup>		
	N	% of All Routes	% of All Cases	N	% of All Routes	% of All Cases
Ingestion	1,824,913	79.40	83.41	985	75.08	80.87
Dermal	152,028	6.61	6.95	11	0.84	0.90
Inhalation/nasal	134,143	5.84	6.13	124	9.45	10.18
Ocular	93,673	4.08	4.28	1	0.08	0.08
Bite/sting	56,376	2.45	2.58	4	0.30	0.33
Parenteral	18,973	0.83	0.87	62	4.73	5.09
Unknown	11,022	0.48	0.50	108	8.23	8.87
Other	2,611	0.11	0.12	4	0.30	0.33
Otic	1,901	0.08	0.09	0	0.0	0
Aspiration (with ingestion)	1,175	0.05	0.05	13	0.99	1.07
Vaginal	915	0.04	0.04	0	0.0	0
Rectal	736	0.03	0.03	0	0.0	0
<b>Total Number of Routes<sup>b</sup></b>	<b>2,298,466</b>	<b>100.00</b>	<b>105.05</b>	<b>1,312</b>	<b>100.00</b>	<b>107.72</b>

<sup>a</sup>Includes cases with relative contribution to fatality of 1—undoubtedly responsible, 2—probably responsible, or 3—contributory. This excludes reports with outcome of Death INDIRECT.

<sup>b</sup>Each exposure case may have more than one route.

**Table 10.** Management Site of Human Exposures.

Site of management	N	%
Managed on site, non-health care facility	1,502,483	68.7
Managed in health care facility		
Treated/evaluated and released	286,690	13.1
Admitted to critical care unit	99,117	4.5
Patient lost to follow-up/left AMA	86,725	4.0
Admitted to noncritical care unit	67,114	3.1
Admitted to psychiatric facility	61,996	2.8
<b>Subtotal (managed in HCF)</b>	<b>601,642</b>	<b>27.5</b>
Other	27,929	1.3
Refused referral	33,305	1.5
Unknown	22,654	1.0
<b>Total</b>	<b>2,188,013</b>	<b>100.0</b>

major generic categories via least-square linear regression. The serious outcome exposure calls per year over this period were increasing for 39 and decreasing for 29, respectively, of the 68 categories. The change over time for the 13 yearly values was statistically significant ( $p < 0.05$ ) for 45 of the 68 categories. Table 17B shows the 25 categories which were increasing most rapidly. Statistical significance of the linear regressions can be verified by noting the 95% confidence interval on the rate of increase excluding 0 for all, but 3 of the 25 categories. Figure 5 shows the linear regressions for the top 4 increasing categories in Table 17B.

Tables 17C and 17D present exposure results for children and adults, respectively, and show the differences between substance categories involved in pediatric and adult exposures.

Table 17E reports the 25 categories of substances most frequently involved in pediatric ( $\leq 5$  years) fatalities in 2013.

Table 17F reports the 25 drug ID categories most frequently queried in 2013, highlighting the value of drug ID information to the AAPCC, public health, public safety, and regulatory agencies. Internet-based resources do not afford the caller the option to speak with a health care professional if needed. Proper resources to continue this vital public service are essential, especially since the top 10 substance categories include antibiotics as well as drugs with widespread use and abuse potential such as opioids and benzodiazepines.

Table 17G reports the 25 substance categories most frequently reported in exposures involving pregnant patients.

**Changes Over Time**

Total encounters peaked in 2008 at 4,333,012 calls with 2,491,049 human exposure calls and 1,703,762 information calls. Total encounters decreased 9.3% from 3,373,025 in 2012 to 3,060,122 in 2013. Information calls decreased by 21.4% from 1,025,547 calls in 2012 to 806,347 in 2013, with a 26.8% decrease in drug identification calls and a 8.5% decrease in HCF information calls. Human exposures decreased by 3.8% from 2,275,141 to 2,188,013 cases.

**Table 11.** Medical Outcome of Human Exposure Cases by Patient Age<sup>a</sup>.

Outcome	< = 5 y		6-12 y		13-19 y		> = 20 y		Unknown child		Unknown adult		Unknown age		Total	
	N	%	N	%	N	%	N	%	N	%	N	%	N	%	N	%
No effect	245,313	23.37	23,884	17.67	26,679	17.42	92,502	12.48	726	17.69	8,360	9.06	1,244	9.9	398,708	18.22
Minor effect	87,976	8.38	20,104	14.88	40,321	26.33	170,777	23.04	365	8.89	12,134	13.16	1,793	14.2	333,470	15.24
Moderate effect	10,433	0.99	4,066	3.01	23,442	15.31	107,877	14.55	82	2.00	3,030	3.29	352	2.8	149,282	6.82
Major effect	763	0.07	217	0.16	2,238	1.46	17,346	2.34	2	0.05	156	0.17	27	0.2	20,749	0.95
Death	43	0.00	11	0.01	74	0.05	1,396	0.19	0	0.00	17	0.02	11	0.1	1,552	0.07
No follow-up, nontoxic	199,344	18.99	20,030	14.82	7,566	4.94	45,166	6.09	583	14.20	11,657	12.64	880	7.0	285,226	13.04
No follow-up, minimal toxicity	472,491	45.02	60,556	44.81	37,953	24.78	230,608	31.11	1,614	39.32	40,579	44.00	3,544	28.2	847,345	38.73
No follow-up, potentially toxic	18,711	1.78	3,080	2.28	10,934	7.14	44,793	6.04	601	14.64	12,566	13.62	4,389	34.9	95,074	4.35
Unrelated effect	14,393	1.37	3,192	2.36	3,913	2.56	29,986	4.04	132	3.22	3,719	4.03	347	2.8	55,682	2.54
Death, indirect report	8	0.00	5	0.00	17	0.01	882	0.12	0	0.00	12	0.01	1	0.0	925	0.04
<b>Total</b>	<b>1,049,475</b>	<b>100.00</b>	<b>135,145</b>	<b>100.0</b>	<b>153,137</b>	<b>100.00</b>	<b>741,333</b>	<b>100.00</b>	<b>4,105</b>	<b>100.00</b>	<b>92,230</b>	<b>100.00</b>	<b>12,588</b>	<b>100.00</b>	<b>2,188,013</b>	<b>100.00</b>

<sup>a</sup>Total number of cases where Death was an outcome (1,552 + 925) is greater than the number of fatalities (1,218) judged to be exposure-related (relative contribution to fatality of 1—undoubtedly responsible, 2—probably responsible, or 3—contributory).

Clinical Toxicology Downloaded from informahealthcare.com by 71.16.53.66 on 01/06/15  
For personal use only.

**Table 12.** Medical Outcome by Reason for Exposure in Human Exposures<sup>a</sup>.

Outcome	Unintentional		Intentional		Other		Adverse reaction		Unknown		Total	
	N	%	N	%	N	%	N	%	N	%	N	%
Death	172	0.01	1,038	0.29	25	0.16	81	0.15	236	1.51	1,552	0.07
Death, indirect report	59	0.00	827	0.23	6	0.04	5	0.01	28	0.18	925	0.04
Major effect	2,563	0.15	16,011	4.51	150	0.94	748	1.39	1,277	8.15	20,749	0.95
Minor effect	215,265	12.32	99,939	28.16	2,973	18.72	12,731	23.58	2,562	16.35	333,470	15.24
Moderate effect	44,276	2.53	92,424	26.04	1,232	7.76	7,638	14.15	3,712	23.69	149,282	6.82
No effect	335,880	19.22	58,387	16.45	1,779	11.20	1,492	2.76	1,170	7.47	398,708	18.22
No follow-up, nontoxic	278,497	15.94	4,421	1.25	1,090	6.86	986	1.83	232	1.48	285,226	13.04
No follow-up, minimal toxicity	787,499	45.06	33,987	9.58	5,750	36.21	18,249	33.81	1,860	11.87	847,345	38.73
No follow-up, potentially toxic	46,211	2.64	40,253	11.34	1,682	10.59	3,801	7.04	3,127	19.96	95,074	4.35
Unrelated effect	37,114	2.12	7,660	2.16	1,192	7.51	8,250	15.28	1,466	9.36	55,682	2.54
<b>Total</b>	<b>1,747,536</b>	<b>100.00</b>	<b>354,947</b>	<b>100.00</b>	<b>15,879</b>	<b>100.00</b>	<b>53,981</b>	<b>100.00</b>	<b>15,670</b>	<b>100.00</b>	<b>2,188,013</b>	<b>100.00</b>

<sup>a</sup>Total number of cases where Death was an outcome (1,552 + 925) is greater than the number of fatalities (1,218) judged to be exposure-related (relative contribution to fatality of 1—undoubtedly responsible, 2—probably responsible, or 3—contributory).

**Table 13.** Duration of Clinical Effects by Medical Outcome.

Duration of effect	Minor effect		Moderate effect		Major effect	
	N	%	N	%	N	%
<= 2 hours	110,524	33.14	7,550	5.06	409	1.97
> 2 hours, <= 8 hours	88,918	26.66	29,991	20.09	1,128	5.44
> 8 hours, <= 24 hours	60,828	18.24	52,909	35.44	4,627	22.30
> 24 hours, <= 3 days	22,157	6.64	29,252	19.60	7,020	33.83
> 3 days, <= 1 week	4,075	1.22	7,484	5.01	3,751	18.08
> 1 week, <= 1 month	1,280	0.38	1,736	1.16	1,143	5.51
> 1 month	385	0.12	403	0.27	160	0.77
Anticipated permanent	535	0.16	206	0.14	378	1.82
Unknown	44,768	13.42	19,751	13.23	2,133	10.28
<b>Total</b>	<b>333,470</b>	<b>100.00</b>	<b>149,282</b>	<b>100.00</b>	<b>20,749</b>	<b>100.00</b>

Figure 4 shows the year-to-year change since 2000 as a percentage of year 2000 for human exposure calls broken down into cases with more serious outcomes (death, major effect, and moderate effect) and less serious outcomes [minor effect, no effect, not followed (non-toxic), not followed (minimal toxicity possible), unable to follow (potentially toxic), and unrelated effect]. Since 2000, cases with more serious outcomes have increased by 4.5% [95% CI (4.0%, 4.9%)] per year from 108,148 cases in 2000 to 171,583 cases in 2013. However, cases with less serious outcomes have consistently decreased since 2008 by 3.7% [95% CI (-4.4%, -3.1%)] per year from 2,339,460 in 2008 to 2,015,505 cases in 2013. This decrease in less serious exposures has driven the overall decrease in human exposures since 2008.

**Table 14.** Decontamination and Therapeutic Interventions.

Therapy	N	%
Decontamination Only	1,066,542	48.7
Therapeutic Intervention Only	244,074	11.2
Decontamination and Therapeutic Intervention	152,943	7.0
Not Coded	724,454	33.1
<b>Total</b>	<b>2,188,013</b>	<b>100.0</b>

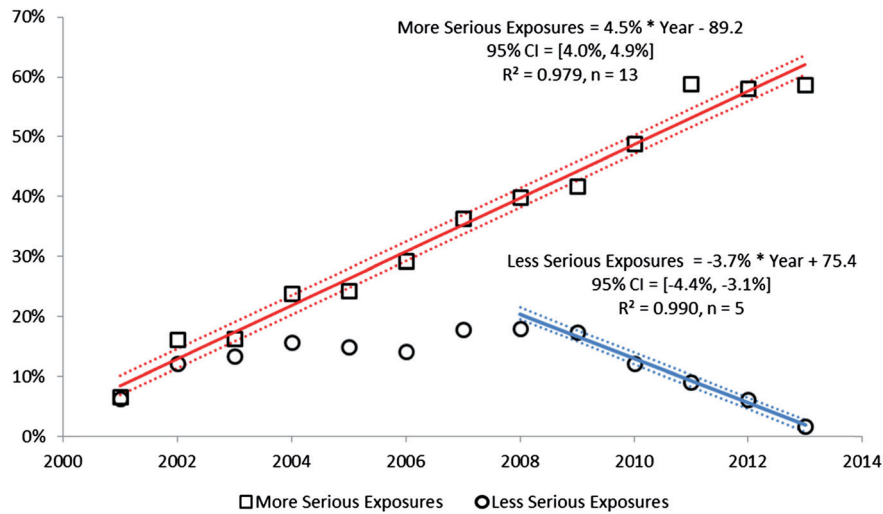
Likewise, we see a consistent increase in exposure calls from HCFs (Figure 3) and for the more severe exposures (Figure 4), despite a decrease in calls involving less severe exposures.

### Distribution of Suicides

Table 19A shows the modest variation in the distribution of suicides and pediatric deaths over the past 2 decades as reported to the NPDS national database. Within the last decade, the percentage of exposures determined to be suspected suicides ranged from 30.3% to 53.9%, and the percentage of pediatric cases has ranged from 1.5% to 3.2%. The relatively large change seen for 2011 and 2012 reflects the large increase in indirect death reports in those years. Analyses of suicides and pediatric deaths for direct and indirect reports are shown in Table 19B.

### Plant Exposures

Table 20 provides the number of times the specific plant was reported to NPDS ( $n = 46,376$ ). The 25 most commonly involved plant species and categories account for 39.7% of all plant exposures reported. The top 3 categories in the

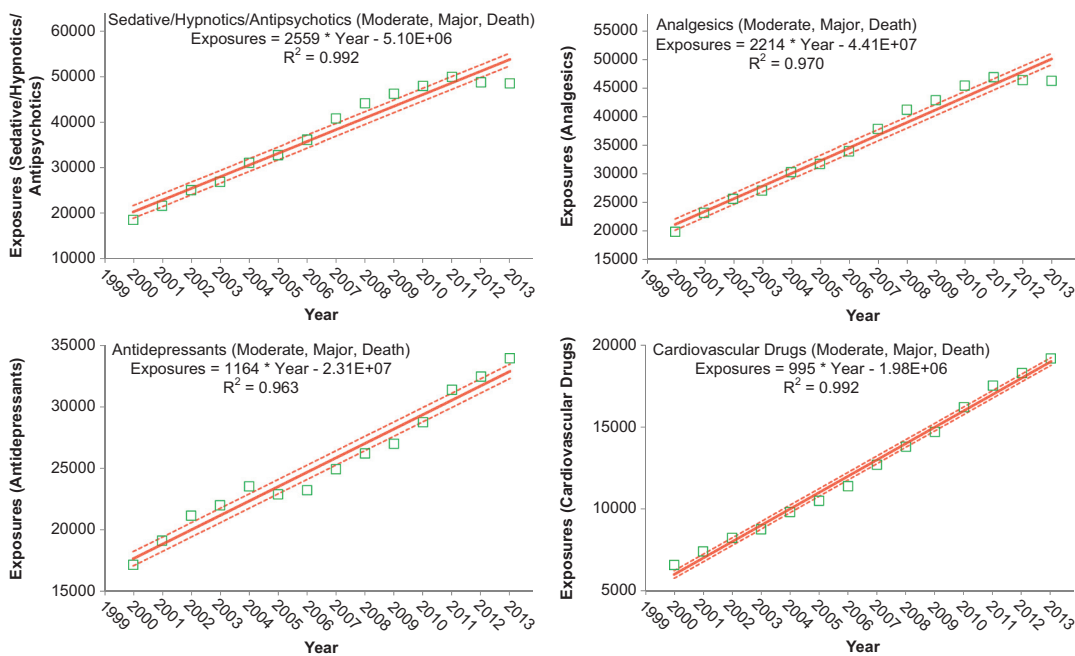


**Figure 4. Change in Encounters by Outcome from 2000.** The figure shows the percent change from baseline for Human Exposure Calls divided among the 10 Medical Outcomes. The More Serious Exposures (Major, Moderate, and Death) increased. The Less Serious Exposures (no effect, minor effect, not followed (non-toxic), not followed (minimal toxicity possible), unable to follow (potentially toxic), and unrelated effect) decreased after 2008. Solid lines show least-squares linear regressions for the change in More Serious Exposures per year (□) and Less Serious Exposures (○). Broken lines show 95% confidence intervals on the regression (colour version of this figure can be found in the online version at [www.informahealthcare.com/ctx](http://www.informahealthcare.com/ctx)).

table are essentially synonymous for unknown plant and comprise 12.8% (5,955/46,376) of all plant exposures. For several reasons, it was not possible to make a precise identification in these three groups. The top most frequent plant exposures where a positive plant identification was made were the following (descending order): *Phytolacca americana* (L.) (Botanic name), *Spathiphyllum* species (Botanic name), *Cherry* (Species unspecified), *Ilex* species (Botanic name), *Philodendron* (Species unspecified), *Caladium species* (Botanic name of all species of the genus caladium) and *Malus* species (Botanic name)

**Deaths and Exposure-related Fatalities**

A list of cases (Table 21) and summary of cases (Tables 4, 5, 8, 9, 18, and 22) are provided for fatal cases for which there exists reasonable confidence that the death was a result of that exposure (exposure-related fatalities). Tables 11, 12, and 19 list all deaths, irrespective of the RCF. Beginning in 2010, cases with outcome of Death, Indirect Report were not further reviewed by the AAPCC fatality review team, and the RCF was determined by the individual PC review team.



**Figure 5. Substance Categories with the Greatest Rate of More Serious Exposure Increase (Top 4).** Solid lines show least-squares linear regressions for More Serious Human Exposure Calls per year for that category (□). Broken lines show 95% confidence interval on the regression. More Serious Exposures include Medical Outcome of Moderate, Major and Death (colour version of this figure can be found in the online version at [www.informahealthcare.com/ctx](http://www.informahealthcare.com/ctx)).

**Table 15.** Therapy Provided in Human Exposures by Age.

Therapy	<= 5 y	6–12 y	13–19 y	>= 20 y	Unknown child	Unknown adult	Unknown age	Total
<b>Decontamination</b>								
Cathartic	858	186	2,389	6,187	1	74	6	9,701
Charcoal, multiple doses	73	15	335	926	0	2	0	1,351
Charcoal, single dose	9,261	1,000	11,491	27,076	8	246	26	49,108
Dilute/irrigate/wash	515,442	53,440	30,488	189,343	1,072	30,392	2,481	822,658
Food/snack	135,721	11,917	6,000	30,972	134	4,499	172	189,415
Fresh air	6,512	4,413	5,134	41,721	591	10,524	968	69,863
Ipecac	42	10	32	48	0	2	0	134
Lavage	79	13	558	2,100	0	25	1	2,776
Other emetic	6,221	557	967	4,693	9	390	42	12,879
Whole bowel irrigation	81	27	299	1,439	0	7	1	1,854
<b>Other Therapies</b>								
2-PAM	2	1	4	41	0	3	0	51
Alkalinization	144	75	1,908	8,867	0	43	6	11,043
Amyl nitrite	0	0	1	7	0	0	0	8
Antiarrhythmic	12	8	181	1,247	0	5	1	1,454
Antibiotics	1,878	867	1,191	12,725	12	637	72	17,382
Anticonvulsants <sup>a</sup>	58	22	138	890	0	3	0	1,111
Antiemetics	1,237	520	5,177	12,277	3	131	13	19,358
Antihistamines	2,221	1,469	1,782	9,850	14	1,023	76	16,435
Antihypertensives	23	16	137	2,412	0	13	1	2,602
Antivenin (fab fragment)	216	183	220	1,426	0	13	6	2,064
Antivenin/antitoxin <sup>b</sup>	28	28	36	251	0	2	0	345
Atropine	117	22	107	1,261	0	13	0	1,520
BAL	7	1	1	17	0	0	0	26
Benzodiazepines	1,037	495	5,636	25,967	1	198	26	33,360
Bronchodilators	518	254	378	4,394	8	254	15	5,821
Calcium	8,570	592	312	2,422	1	89	14	12,000
Cardioversion	1	0	20	276	0	1	0	298
CPR	53	7	94	1,044	1	8	4	1,211
Deferoxamine	5	3	23	28	0	0	0	59
ECMO	5	0	9	15	0	0	0	29
EDTA	20	4	2	11	0	1	0	38
Ethanol	0	0	4	38	0	1	0	43
Extracorp. procedure (other)	0	0	3	28	0	0	0	31
Fab fragments	22	30	22	667	0	4	1	746
Fluids, IV	6,845	2,260	27,689	116,128	12	797	92	153,823
Flumazenil	106	12	147	1,412	0	11	0	1,688
Folate	12	1	32	1,033	0	4	0	1,082
Fomepizole	97	16	90	1,590	0	9	2	1,804
Glucagon	31	3	101	1,869	0	7	0	2,011
Glucose, > 5%	385	34	274	3,289	0	25	5	4,012
Hemodialysis	5	7	111	2,290	0	10	1	2,424
Hemoperfusion	2	0	3	49	0	0	0	54
Hydroxocobalamin	6	5	4	67	0	0	2	84
Hyperbaric oxygen	29	21	29	306	0	10	9	404
Insulin	13	8	111	1,829	0	3	0	1,964
Intubation	534	114	1,672	18,481	0	121	26	20,948
Methylene blue	18	4	10	114	0	2	1	149
NAC, IV	216	155	4,023	14,237	0	78	12	18,721
NAC, PO	51	39	1,005	3,104	1	20	4	4,224
Nalmefene	0	0	4	16	0	0	0	20
Naloxone	1,021	162	1,556	16,632	1	130	16	19,518
Neuromuscular blocker	58	8	157	1,205	0	3	0	1,431
Octreotide	85	5	40	292	0	1	0	423
Other	39,246	8,616	13,157	81,394	147	4,248	1,060	147,868
Oxygen	1,575	731	3,593	41,812	17	501	91	48,320
Pacemaker	2	1	3	202	0	1	0	209
Penicillamine	1	0	0	3	0	1	0	5
Physostigmine	10	7	65	188	0	1	0	271
Phytonadione	16	4	56	717	0	3	1	797
Pyridoxine	5	3	37	308	0	0	0	353
Sedation (other)	337	84	1,582	14,546	0	74	12	16,635
Sodium nitrite	0	0	3	25	0	0	0	28
Sodium thiosulfate	1	1	2	32	0	0	0	36
Steroids	708	391	492	4,534	17	376	29	6,547
Succimer	78	11	8	52	0	2	0	151
Transplantation	0	0	4	13	0	0	0	17
Vasopressors	74	29	364	5,291	0	25	1	5,784
Ventilator	482	104	1,558	17,392	0	109	24	19,669

<sup>a</sup>Excludes benzodiazepines.<sup>b</sup>Excludes Fab fragments.

**Table 16A.** Decontamination Trends (1985–2013).

Year	Human exposures	Ipecac administered (% of all exposures)	Activated charcoal administered (% of all exposures)	Exposures involving children ≤ 5 y (% of all exposures)	Ipecac administered (% of child exposures)	Activated charcoal administered (% of child exposures)
1985	886,389	132,947 (14.999)	41,063 (4.6)	568,691 (64.2)	94,919 (16.6908)	14,718 (2.59)
1986	1,095,228	145,516 (13.286)	56,481 (5.2)	690,137 (63.0)	99,688 (14.4447)	18,191 (2.64)
1987	1,164,648	117,840 (10.118)	60,310 (5.2)	730,228 (62.7)	83,443 (11.427)	18,507 (2.53)
1988	1,364,113	114,654 (8.4050)	88,876 (6.5)	843,106 (61.8)	80,749 (9.5776)	26,118 (3.10)
1989	1,578,968	110,545 (7.0011)	101,368 (6.4)	963,924 (61.0)	79,192 (8.2156)	30,345 (3.15)
1990	1,646,946	98,986 (6.0103)	108,341 (6.6)	999,751 (60.7)	73,469 (7.3487)	31,579 (3.16)
1991	1,836,364	94,877 (5.1666)	129,092 (7.0)	1,099,179 (59.9)	73,069 (6.6476)	36,177 (3.29)
1992	1,862,796	79,493 (4.2674)	135,625 (7.3)	1,094,256 (58.7)	63,486 (5.8018)	38,937 (3.56)
1993	1,747,147	65,078 (3.7248)	127,893 (7.3)	978,560 (56.0)	50,834 (5.1948)	35,791 (3.66)
1994	1,926,992	51,356 (2.6651)	138,247 (7.2)	1,042,651 (54.1)	41,489 (3.9792)	35,670 (3.42)
1995	2,023,089	47,359 (2.3409)	155,880 (7.7)	1,070,472 (52.9)	38,372 (3.5846)	38,095 (3.56)
1996	2,155,952	39,376 (1.8264)	157,331 (7.3)	1,137,263 (52.7)	32,622 (2.8685)	37,986 (3.34)
1997	2,192,088	32,098 (1.4643)	156,213 (7.1)	1,150,931 (52.5)	26,536 (2.3056)	35,856 (3.12)
1998	2,241,082	26,653 (1.1893)	152,134 (6.8)	1,180,989 (52.7)	22,247 (1.8838)	34,302 (2.90)
1999	2,201,156	21,942 (0.9968)	145,853 (6.6)	1,154,799 (52.5)	18,326 (1.5869)	33,812 (2.93)
2000	2,168,248	18,177 (0.8383)	145,911 (6.7)	1,142,796 (52.7)	15,239 (1.3335)	31,554 (2.76)
2001	2,267,979	16,058 (0.7080)	149,442 (6.6)	1,169,478 (51.6)	13,389 (1.1449)	30,367 (2.60)
2002	2,380,028	13,555 (0.5695)	149,527 (6.3)	1,227,381 (51.6)	11,163 (0.9095)	30,340 (2.47)
2003	2,395,582	9,284 (0.3875)	140,412 (5.9)	1,245,584 (52.0)	7,310 (0.5869)	28,888 (2.32)
2004	2,438,643	4,701 (0.1928)	135,969 (5.6)	1,250,536 (51.3)	3,366 (0.2692)	28,335 (2.27)
2005	2,424,180	3,027 (0.1249)	123,263 (5.1)	1,233,695 (50.9)	1,999 (0.1620)	26,338 (2.13)
2006	2,403,539	2,176 (0.0905)	111,351 (4.6)	1,223,815 (50.9)	1,337 (0.1092)	23,843 (1.95)
2007	2,482,041	1,740 (0.0701)	106,010 (4.3)	1,271,595 (51.2)	1,052 (0.0827)	22,829 (1.80)
2008	2,491,049	1,205 (0.0484)	97,297 (3.9)	1,292,754 (51.9)	641 (0.0496)	21,286 (1.65)
2009	2,479,355	658 (0.0265)	84,805 (3.4)	1,290,784 (52.1)	330 (0.0256)	19,168 (1.48)
2010	2,384,825	360 (0.0151)	74,431 (3.1)	1,207,575 (50.6)	163 (0.0135)	16,581 (1.37)
2011	2,334,004	262 (0.0112)	66,770 (2.9)	1,144,729 (49.1)	98 (0.0086)	13,930 (1.22)
2012	2,275,141	193 (0.0085)	57,888 (2.5)	1,102,307 (48.5)	83 (0.0075)	11,284 (1.02)
2013	2,188,013	134 (0.0061)	50,459 (2.3)	1,049,475 (48.0)	42 (0.0040)	9,334 (0.89)

Table	Fatalities included	RCF	N
4	Death only	1,2,3	1,218
5	Death only	1,2,3	1,218
8	Death only	1,2,3	1,218
9	Death only	1,2,3	1,218
11	Death and Death (indirect report)	All	2,477
12	Death and Death (indirect report)	All	2,477
17E	Pediatric Death and Death (indirect report)	All	51
18	Death only	1,2,3	1,218
19A	Death and Death (indirect report)	All	2,477
19B	Death and Death (indirect report)	All	2,477
21	Death and Death (indirect report)	1,2,3	2,113
22	Death and Death (indirect report) – Single-substance deaths only	All	1,001

**Table 16B.** Decontamination Trends: Total Human and Pediatric Exposures <= 5 Years<sup>a</sup>.

Therapy	Human exposures		Exposures children <= 5 y	
	N	%	N	%
Activated charcoal administered	50,459	2.31	9,334	0.89
Cathartic	9,701	0.44	858	0.08
Ipecac administered	134	0.01	42	0.00
Lavage	2,776	0.13	79	0.01
Other emetic	12,879	0.59	6,221	0.59
Whole bowel irrigation	1,854	0.08	81	0.01
<b>Total</b>	<b>77,803</b>	<b>3.56</b>	<b>16,615</b>	<b>1.58</b>

<sup>a</sup>Human exposures = 2,188,013; Pediatric exposures = 1,049,475

There were 925 deaths (indirect) and 1,552 deaths. Of these 2,477 cases, 2,113 were judged to be exposure-related fatalities (RCF = 1-Undoubtedly responsible, 2-Probably responsible, or 3-Contributory). The remaining 361 cases were judged as follows: 84 as RCF= 4-probably not responsible; 34 as 5-clearly not responsible; and 246 as 6-unknown.

Deaths are sorted in Table 21 according to the category, substance deemed most likely responsible for the death (Cause Rank), and then patient age. The Cause Rank permits the PC to judge 2 or more substances as indistinguishable in terms of cause, for example, 2 substances which appear equally likely to have caused the death could have Substance Rank of 1, 2 and Cause Rank of 1, 1. Additional agents implicated are listed below the primary agent in the order of their contribution to the fatality.

As shown in Table 5, a single substance was implicated in 89.1% of reported human exposures, and 10.9% of patients were exposed to 2 or more drugs or products. The exposure-related fatalities involved a single substance in 538 cases (44.2%), 2 substances in 295 cases (24.2%), 3 in 152 cases (12.5%), and 4 or more in the balance of the cases.

In Table 21, the Annual Report ID number [bracketed] indicates that the abstract for that case is included in Appendix C. The letters following the Annual Report ID number indicate: i = Death, Indirect report (occurred in 895, 42.4% of cases), p = prehospital cardiac and/or respiratory arrest (occurred in 462 of 2,113, 21.9% of cases), h = hospital records reviewed (occurred in 497, 23.5% of cases), and

Clinical Toxicology Downloaded from informahealthcare.com by 71.16.53.66 on 01/06/15 For personal use only.



**Table 17A.** Substance Categories Most Frequently Involved in Human Exposures (Top 25).

Substance (Major Generic Category)	All substances	% <sup>a</sup>	Single substance exposures	% <sup>b</sup>
Analgesics	298,633	11.50	193,037	9.90
Cosmetics/personal care products	199,838	7.70	192,940	9.89
Cleaning substances (household)	196,183	7.55	175,594	9.00
Sedative/hypnotics/antipsychotics	153,398	5.91	57,901	2.97
Antidepressants	109,110	4.20	45,123	2.31
Foreign bodies/toys/miscellaneous	103,737	3.99	100,632	5.16
Cardiovascular drugs	101,544	3.91	46,406	2.38
Antihistamines	99,176	3.82	70,682	3.62
Topical preparations	89,287	3.44	87,278	4.47
Pesticides	85,033	3.27	79,405	4.07
Alcohols	70,258	2.71	24,176	1.24
Vitamins	66,206	2.55	56,914	2.92
Cold and cough preparations	65,053	2.51	46,581	2.39
Bites and envenomations	61,857	2.38	61,143	3.13
Stimulants and street drugs	58,514	2.25	33,278	1.71
Antimicrobials	58,514	2.25	48,259	2.47
Hormones and hormone antagonists	56,957	2.19	38,556	1.98
Anticonvulsants	53,102	2.04	21,957	1.13
Gastrointestinal preparations	47,698	1.84	36,180	1.85
Plants	46,376	1.79	43,947	2.25
Dietary supplements/herbals/homeopathic	38,955	1.50	31,254	1.60
Chemicals	38,873	1.50	32,959	1.69
Fumes/gases/vapors	33,973	1.31	31,244	1.60
Hydrocarbons	33,081	1.27	31,031	1.59
Electrolytes and minerals	30,498	1.17	25,089	1.29

<sup>a</sup>Percentages are based on the total number of substances reported in all exposures (N = 2,596,915)<sup>b</sup>Percentages are based on the total number of single substance exposures (N = 1,950,455)**Table 17B.** Substance Categories with the Greatest Rate of More Serious Exposure Increase (Top 25).

Substance (major generic category)	Increase in more serious exposures per year <sup>a</sup>		More serious exposures in 2013
	Mean	95% CI <sup>b</sup>	
Sedative/hypnotics/antipsychotics	2,559	[2,189, 2,923]	48,482
Analgesics	2,214	[1,953, 2,467]	46,227
Antidepressants	1,164	[1,010, 1,309]	33,924
Cardiovascular drugs	995	[935, 1,048]	19,136
Alcohols	944	[856, 1,031]	21,184
Stimulants and street drugs	650	[269, 1,032]	19,649
Anticonvulsants	608	[560, 656]	13,850
Muscle relaxants	516	[455, 576]	9,310
Antihistamines	493	[418, 567]	12,455
Cold and cough preparations	297	[220, 375]	8,485
Unknown drug	289	[241, 336]	6,123
Hormones and hormone antagonists	255	[236, 273]	5,818
Miscellaneous drugs	112	[73, 151]	2,118
Gastrointestinal preparations	73	[60, 87]	2,585
Diuretics	60	[48, 71]	1,389
Anticoagulants	53	[45, 62]	1,094
Other/unknown nondrug substances	51	[16, 85]	1,125
Vitamins	43	[35, 51]	952
Electrolytes and minerals	42	[33, 50]	965
Anticholinergic drugs	41	[30, 52]	1,117
Antimicrobials	25	[-5, 55]	2,573
Automotive/aircraft/boat products	17	[2, 32]	1,125
Swimming pool/aquarium	11	[-3, 25]	626
Essential oils	11	[9, 12]	227
Cosmetics/personal care products	8	[-3, 20]	2,472

<sup>a</sup>More Serious exposures have medical outcomes of moderate, major or death.<sup>b</sup>Increase and confidence intervals are based on least-squares linear regression of the number of more serious exposures per year for 2000–2013.

**Table 17C.** Substance Categories Most Frequently Involved in Pediatric ( $\leq 5$  years) Exposures (Top 25)<sup>a</sup>.

Substance (major generic category)	All substances	% <sup>b</sup>	Single substance exposures	% <sup>c</sup>
Cosmetics/personal care products	151,154	13.82	148,040	14.52
Cleaning substances (household)	113,872	10.41	109,548	10.75
Analgesics	106,639	9.75	97,388	9.55
Foreign bodies/toys/miscellaneous	75,184	6.88	73,366	7.20
Topical preparations	66,893	6.12	65,756	6.45
Vitamins	47,816	4.37	43,355	4.25
Antihistamines	45,250	4.14	40,983	4.02
Pesticides	35,254	3.22	34,246	3.36
Plants	29,346	2.68	28,296	2.78
Gastrointestinal preparations	28,481	2.60	25,883	2.54
Antimicrobials	27,928	2.55	26,294	2.58
Cold and cough preparations	25,708	2.35	23,647	2.32
Dietary supplements/herbals/homeopathic	24,638	2.25	22,550	2.21
Cardiovascular drugs	23,124	2.11	14,645	1.44
Arts/crafts/office supplies	20,736	1.90	20,126	1.97
Hormones and hormone antagonists	20,522	1.88	15,869	1.56
Electrolytes and minerals	20,071	1.84	18,293	1.79
Deodorizers	17,555	1.61	17,354	1.70
Other/unknown nondrug substances	13,261	1.21	12,627	1.24
Sedative/hypnotics/antipsychotics	12,676	1.16	9,844	0.97
Antidepressants	11,526	1.05	8,343	0.82
Alcohols	11,026	1.01	10,756	1.06
Information Calls	9,984	0.91	9,389	0.92
Hydrocarbons	9,947	0.91	9,622	0.94
Asthma therapies	9,923	0.91	9,112	0.89

<sup>a</sup>Includes all children with actual or estimated ages  $\leq 5$  years old. Results do not include "Unknown Child" or "Unknown Age".

<sup>b</sup>Percentages are based on the total number of substances reported in pediatric exposures (N = 1,093,578).

<sup>c</sup>Percentages are based on the total number of single substance pediatric exposures (N = 1,019,297).

**Table 17D.** Substance Categories Most Frequently Involved in Adult ( $\geq 20$  years) Exposures (Top 25)<sup>a</sup>.

Substance (major generic category)	All substances	% <sup>b</sup>	Single substance exposures	% <sup>c</sup>
Analgesics	138,440	12.18	63,555	9.55
Sedative/hypnotics/antipsychotics	119,784	10.54	38,138	5.73
Antidepressants	74,818	6.58	25,534	3.84
Cardiovascular drugs	67,325	5.92	25,359	3.81
Cleaning substances (household)	66,408	5.84	52,395	7.87
Alcohols	52,430	4.61	10,422	1.57
Pesticides	42,055	3.70	38,022	5.71
Bites and envenomations	41,400	3.64	40,966	6.15
Anticonvulsants	38,709	3.41	13,606	2.04
Antihistamines	33,625	2.96	16,578	2.49
Cosmetics/personal care products	32,010	2.82	29,374	4.41
Hormones and hormone antagonists	31,223	2.75	19,038	2.86
Stimulants and street drugs	30,928	2.72	14,375	2.16
Fumes/gases/vapors	24,349	2.14	22,270	3.35
Chemicals	23,430	2.06	19,023	2.86
Antimicrobials	22,409	1.97	16,034	2.41
Cold and cough preparations	20,828	1.83	11,232	1.69
Muscle relaxants	20,351	1.79	7,117	1.07
Hydrocarbons	18,735	1.65	17,266	2.59
Topical preparations	17,288	1.52	16,645	2.50
Gastrointestinal preparations	15,005	1.32	7,599	1.14
Foreign Bodies/toys/miscellaneous	13,582	1.19	12,632	1.90
Miscellaneous drugs	12,173	1.07	6,095	0.92
Information calls	11,844	1.04	10,466	1.57
Other/unknown nondrug substances	11,514	1.01	10,092	1.52

<sup>a</sup>Includes all adults with actual or estimated ages  $\geq 20$  years old. Results also include "Unknown Adult" but do not include "Unknown Age".

<sup>b</sup>Percentages are based on the total number of substances reported in adult exposures (N = 1,136,662).

<sup>c</sup>Percentages are based on the total number of single substance adult exposures (N = 665,623).

**Table 17E.** Substance Categories Most Frequently Involved in Pediatric ( $\leq 5$  years) Deaths<sup>a</sup>.

Substance (major generic category)	All substances	% <sup>b</sup>	Single substance exposures	% <sup>c</sup>
Fumes/gases/vapors	11	17.46	7	16.28
Analgesics	10	15.87	5	11.63
Unknown drug	7	11.11	6	13.95
Batteries	4	6.35	4	9.30
Alcohols	3	4.76	3	6.98
Antidepressants	3	4.76	1	2.33
Antihistamines	3	4.76	1	2.33
Sedative/hypnotics/antipsychotics	3	4.76	1	2.33
Cleaning substances (household)	2	3.17	2	4.65
Hydrocarbons	2	3.17	2	4.65
Other/unknown nondrug substances	2	3.17	1	2.33
Pesticides	2	3.17	1	2.33
Anesthetics	1	1.59	1	2.33
Antineoplastics	1	1.59	1	2.33
Bites and envenomations	1	1.59	1	2.33
Cold and cough preparations	1	1.59	1	2.33
Deodorizers	1	1.59	1	2.33
Foreign bodies/toys/miscellaneous	1	1.59	0	0.00
Gastrointestinal preparations	1	1.59	1	2.33
Industrial cleaners	1	1.59	1	2.33
Miscellaneous drugs	1	1.59	1	2.33
Muscle relaxants	1	1.59	0	0.00
Stimulants and street drugs	1	1.59	1	2.33
<b>Total</b>	<b>63</b>	<b>100.00</b>	<b>43</b>	<b>100.00</b>

<sup>a</sup>Includes all children with actual or estimated ages  $\leq 5$  years old. Results do not include "Unknown Child" or "Unknown Age". Includes death and death, indirect regardless of RCF.

<sup>b</sup>Percentages are based on the total number of substances reported in pediatric fatalities (N = 63).

<sup>c</sup>Percentages are based on the total number of single substance pediatric fatalities (N = 43).

**Table 17F.** Substance Categories Most Frequently Identified in Drug Identification Calls (Top 25).

Substance (major generic category)	All substances	% <sup>a</sup>
Analgesics	185,035	40.15
Sedative/hypnotics/antipsychotics	74,303	16.12
Unknown drug	28,811	6.25
Cardiovascular drugs	24,341	5.28
Muscle relaxants	24,057	5.22
Antidepressants	21,905	4.75
Antihistamines	17,835	3.87
Antimicrobials	14,324	3.11
Stimulants and street drugs	12,561	2.73
Anticonvulsants	11,929	2.59
Information Calls	10,934	2.37
Hormones and hormone antagonists	9,285	2.01
Gastrointestinal preparations	8,388	1.82
Diuretics	5,163	1.12
Miscellaneous drugs	3,247	0.70
Cold and cough preparations	2,189	0.47
Anticholinergic drugs	1,383	0.30
Electrolytes and minerals	903	0.20
Vitamins	867	0.19
Anticoagulants	846	0.18
Asthma therapies	719	0.16
Other/unknown nondrug substances	443	0.10
Dietary supplements/herbals/homeopathic	353	0.08
Antineoplastics	198	0.04
Anesthetics	149	0.03

<sup>a</sup>Percentages are based on the total number of substances reported in all drug identification calls (N = 460,850).

a = autopsy report reviewed (occurred in 1,230, 58.2% of cases). The distribution of NPDS RCF was as follows: 1 = Undoubtedly responsible in 572 cases (27.1%), 2 = Probably responsible in 1,344 cases (63.6%), and 3 = Contributory in 197 cases (9.3%). The denominator for these Table 21 percentages is 2,113.

#### All fatalities—all ages

Table 4 presents the age and gender distribution for these 1,218 exposure-related fatalities (excluding death, indirect). The age distribution of reported fatalities shows an increase in deaths in children (< 20 years old) compared with that of the past years, with 99 cases representing 8.1% of fatalities, an absolute increase of 26 child fatalities and a 35.6% increase in that age group. The age distribution of reported fatalities in adults (age,  $\geq 20$  years) is similar to that of prior years with 1,115 of 1,218 (91.5%) fatal cases occurring in that age group and 4 (0.3%) of fatalities occurring in unknown age patients. While children  $\leq 5$  years were involved in the majority of exposures, the 29 deaths in this group comprised just 2.4% of the exposure-related fatalities. However, it is noted that this represented a 38% increase in fatalities over 2012. While most (67.2%) of the fatalities occurred in 20- to 59-year-old individuals, the percentage is slightly decreased from prior years.

**Table 17G.** Substance Categories Most Frequently Involved in Pregnant Exposures<sup>a</sup> (Top 25).

Substance (major generic category)	All substances	% <sup>b</sup>	Single substance exposures	% <sup>c</sup>
Analgesics	984	11.61	601	9.06
Cleaning substances (household)	841	9.92	637	9.60
Pesticides	602	7.10	542	8.17
Fumes/gases/vapors	542	6.39	504	7.59
Bites and envenomations	523	6.17	519	7.82
Sedative/hypnotics/antipsychotics	356	4.20	176	2.65
Vitamins	275	3.24	216	3.25
Foreign bodies/toys/miscellaneous	274	3.23	261	3.93
Antihistamines	273	3.22	174	2.62
Cosmetics/personal care products	248	2.93	225	3.39
Antidepressants	243	2.87	137	2.06
Antimicrobials	221	2.61	159	2.40
Information Calls	205	2.42	177	2.67
Chemicals	190	2.24	168	2.53
Hydrocarbons	161	1.90	152	2.29
Stimulants and street drugs	156	1.84	87	1.31
Hormones and hormone antagonists	152	1.79	129	1.94
Cold and cough preparations	147	1.73	91	1.37
Alcohols	139	1.64	55	0.83
Gastrointestinal preparations	135	1.59	103	1.55
Other/unknown nondrug substances	132	1.56	119	1.79
Cardiovascular drugs	124	1.46	80	1.21
Infectious and toxin-mediated diseases	121	1.43	119	1.79
Topical preparations	121	1.43	116	1.75
Paints and stripping Agents	118	1.39	107	1.61

<sup>a</sup>Includes all patient classified as pregnant and all female patients with a 'duration of pregnancy' greater than 0.

<sup>b</sup>Percentages are based on the total number of substances reported in pregnant exposures (N = 8,477).

<sup>c</sup>Percentages are based on the total number of single substance pregnant exposures (N = 6,637).

**Table 18.** Categories Associated with Largest Number of Fatalities (Top 25)<sup>a</sup>.

Substance (minor generic category)	All substances	% <sup>b</sup>	Single substance exposures	% <sup>c</sup>
Miscellaneous sedative/hypnotics/antipsychotics	363	12.86	19	3.53
Miscellaneous cardiovascular drugs	301	10.67	58	10.78
Opioids	243	8.61	34	6.32
Miscellaneous stimulants and street drugs	210	7.44	44	8.18
Miscellaneous alcohols	174	6.17	12	2.23
Acetaminophen combinations	153	5.42	44	8.18
Acetaminophen alone	145	5.14	58	10.78
Selective serotonin reuptake inhibitors (SSRI)	92	3.26	4	0.74
Miscellaneous fumes/gases/vapors	89	3.15	53	9.85
Miscellaneous antidepressants	77	2.73	6	1.12
Miscellaneous antihistamines	70	2.48	5	0.93
Tricyclic antidepressants (TCA)	64	2.27	12	2.23
Acetylsalicylic acid alone	62	2.20	22	4.09
Miscellaneous muscle relaxants	60	2.13	6	1.12
Miscellaneous anticonvulsants	59	2.09	1	0.19
Miscellaneous unknown drug	52	1.84	12	2.23
Nonsteroidal antiinflammatory drugs	44	1.56	4	0.74
Anticonvulsants: gamma aminobutyric acid and analogs	39	1.38	1	0.19
Oral hypoglycemic	38	1.35	8	1.49
Miscellaneous chemicals	33	1.17	17	3.16
Miscellaneous anticoagulants	31	1.10	8	1.49
Miscellaneous hormones and hormone antagonists	30	1.06	4	0.74
Serotonin norepinephrine reuptake inhibitors (SNRI)	27	0.96	1	0.19
Cannabinoids and analogs	26	0.92	2	0.37
Other miscellaneous drugs	21	0.74	2	0.37

<sup>a</sup>Numbers represent total exposures associated with 1,218 fatalities (with relative contribution to fatality of 1-Undoubtedly responsible, 2-Probably responsible, or 3-Contributory); each fatality may have had exposure to more than one substance.

<sup>b</sup>Percentages are based on the total number of substances reported in fatal exposures (N = 2,822).

<sup>c</sup>Percentages are based on the total number of single substance fatal exposures (N = 538).

**Table 19A.** Comparisons of Death Data (1985–2013)<sup>a</sup>.

Year	Total fatalities		Suicides		Pediatric deaths <sup>b</sup>	
	N	% of cases	N	% of deaths	N	% of deaths
1985	328	0.036	174	53.0	20	6.1
1986	406	0.037	223	54.9	15	3.7
1987	398	0.034	227	57.0	22	5.5
1988	544	0.040	296	54.4	30	5.5
1989	590	0.037	323	54.7	24	4.1
1990	553	0.032	320	57.9	21	3.8
1991	764	0.042	408	53.4	44	5.8
1992	705	0.038	395	56.0	29	4.1
1993	626	0.036	338	54.0	27	4.3
1994	766	0.040	410	53.5	26	3.4
1995	724	0.036	405	55.9	20	2.8
1996	726	0.034	358	49.3	29	4.0
1997	786	0.036	418	53.2	25	3.2
1998	775	0.035	421	54.3	16	2.1
1999	873	0.040	472	54.1	24	2.7
2000	921	0.042	477	51.8	20	2.2
2001	1,085	0.048	553	51.0	27	2.5
2002	1,170	0.049	635	54.3	27	2.3
2003	1,109	0.046	592	53.4	35	3.2
2004	1,190	0.049	642	53.9	27	2.3
2005	1,438	0.059	674	46.9	32	2.2
2006	1,515	0.063	705	46.5	39	2.6
2007	1,597	0.064	737	46.1	47	2.9
2008	1,756	0.070	797	45.4	39	2.2
2009	1,544	0.062	779	50.5	37	2.4
2010	1,730	0.072	779	45.0	55	3.2
2011	2,765	0.118	865	31.3	42	1.5
2012	2,937	0.129	890	30.3	46	1.6
2013	2,477	0.113	785	31.7	51	2.1

<sup>a</sup>Human exposures with medical outcome of death or death, indirect regardless of RCF.

<sup>b</sup>Includes all children with actual or estimated ages ≤ 5 years old. Results do not include "Unknown Child" or "Unknown Age". Includes death and death, indirect regardless of RCF.

Table 21 lists each of the 2,113 human fatalities (including death, indirect report) along with all of the substances involved for each case. Please note that the substance listed in column 3 of Table 21 (alternate name) was chosen to be the most specific generic name based upon the Micromedex Poisindex product name and generic code selected for that substance. Alternate names are maintained in the NPDS for

each substance involved in a fatality. The cross-references at the end of each major category section in Table 21 list all cases that identify this substance as other than the primary substance. This alternate name may not agree with the AAPCC generic categories used in the summary tables (including Table 22).

Table 18 lists the top 25 minor generic substance categories associated with reported fatalities and the number of single substance exposure fatalities for that category—miscellaneous sedative/hypnotics/antipsychotics, miscellaneous cardiovascular drugs, opioids, and miscellaneous stimulants and street drugs lead this list followed by miscellaneous alcohols, acetaminophen combinations, acetaminophen alone, selective serotonin reuptake inhibitors, and miscellaneous fumes/gases/vapors. Note that Table 18 is sorted by all substances to which a patient was exposed (i.e., a patient exposed to an opioid may have also been exposed to 1 or more other products) and shows single-substance exposures in the right-hand column.

The first-ranked substance (Table 21) was a pharmaceutical in 1,710 (80.9%) of the 2,113 fatalities. These 1,710 first-ranked pharmaceuticals included:

- 690 analgesics (110 acetaminophen/hydrocodone, 109 methadone, 106 acetaminophen, 98 oxycodone, 58 morphine, 34 salicylate, 26 fentanyl, 23 tramadol, and 20 opioid)
- 414 stimulants/street drugs [255 heroin, 56 methamphetamine, 52 cocaine, and 15 amphetamines (hallucinogenic)]
- 174 cardiovascular drugs (30 verapamil, 28 amlodipine, 18 cardiac glycoside, 15 diltiazem, 16 metoprolol, 11 carvedilol, and 11 propranolol)
- 133 antidepressants (34 amitriptyline, 20 bupropion, 14 venlafaxine, 10 doxepin, 10 citalopram, and 8 lithium)
- 100 sedative/hypnotic/antipsychotics (23 alprazolam, 20 quetiapine, 7 zolpidem, 6 benzodiazepine, and 5 diazepam)

The exposure was acute in 1,183 (56.0%), A/C = acute on chronic in 282 (13.3%), C = chronic exposure in 98 (4.6%), and U = unknown in 550 (26.0%).

**Table 19B.** Comparisons of Direct and Indirect Death Data (2000–2013)<sup>a</sup>.

Year	All deaths			Suicides			Pediatric deaths						
	Total	Direct	Indirect	Total	% of deaths	Direct	% of direct	Indirect	Total	% of deaths	Direct	% of direct	Indirect
2000	864	845	19	448	51.85	443	52.43	5	18	2.08	18	2.13	0
2001	1,066	952	114	542	50.84	503	52.84	39	26	2.44	24	2.52	2
2002	850	739	111	455	53.53	436	59.00	19	24	2.82	15	2.03	9
2003	867	826	41	464	53.52	454	54.96	10	29	3.34	22	2.66	7
2004	955	898	57	516	54.03	501	55.79	15	25	2.62	21	2.34	4
2005	1,423	1,332	91	666	46.80	656	49.25	10	32	2.25	26	1.95	6
2006	1,515	1,415	100	705	46.53	687	48.55	18	39	2.57	32	2.26	7
2007	1,597	1,502	95	737	46.15	712	47.40	25	47	2.94	41	2.73	6
2008	1,756	1,535	221	797	45.39	750	48.86	47	39	2.22	32	2.08	7
2009	1,544	1,452	92	779	50.45	748	51.52	31	37	2.40	31	2.13	6
2010	1,730	1,455	275	779	45.03	732	50.31	47	55	3.18	47	3.23	8
2011	2,765	1,503	1,262	865	31.28	758	50.43	107	42	1.52	31	2.06	11
2012	2,937	1,507	1,430	890	30.30	759	50.36	131	46	1.57	30	1.99	16
2013	2,477	1,552	925	785	31.69	698	44.97	87	51	2.06	43	2.77	8

<sup>a</sup>Human exposures with medical outcome of death or death, indirect regardless of Relative Contribution to Fatality.

**Table 20.** Frequency of Plant Exposures (Top 25)<sup>a</sup>.

	Botanical name or Category	AAPCC Generic Code Name	N
1	Plants-general-unknown	Unknown Toxic Types or Unknown if Toxic	2,347
2	Unknown Botanical Name	Unknown Toxic Types or Unknown if Toxic	2,000
3	BOTANICAL TERMS	Unknown Toxic Types or Unknown if Toxic	1,608
4	<i>Phytolacca americana</i> (L.)	Gastrointestinal Irritants (Excluding Oxalate Containing Plants)	1,190
5	<i>Spathiphyllum</i> spp.	Oxalates	981
6	Cherry (Species unspecified)	Amygdalin and/or Cyanogenic Glycosides	799
7	Plants-toxicodendrol	Skin Irritants (Excluding Oxalate Containing Plants)	786
8	<i>Ilex</i> spp (not otherwise specified)	Gastrointestinal Irritants (Excluding Oxalate Containing Plants)	772
9	Plants-cardiac glycosides	Cardiac Glycosides (Excluding Drugs)	654
10	<i>Philodendron</i> spp.	Oxalates	622
11	Plants-pokeweed	Other Toxic Types	602
12	<i>Caladium</i> spp.	Oxalates	575
13	<i>Malus</i> spp.	Amygdalin and/or Cyanogenic Glycosides	561
14	<i>Zantedeschia aethiopica</i>	Oxalates	505
15	Berry (not otherwise specified)	Unknown Toxic Types or Unknown if Toxic	481
16	<i>Solanum dulcamara</i>	Solanine	447
17	Mold (not otherwise specified)	Unknown Toxic Types or Unknown if Toxic	439
18	<i>Solanum nigrum</i>	Solanine	422
19	<i>Euphorbia pulcherrima</i> (Willd.)	Gastrointestinal Irritants (Excluding Oxalate Containing Plants)	420
20	<i>Narcissus pseudonarcissus</i> (L.)	Gastrointestinal Irritants (Excluding Oxalate Containing Plants)	410
21	<i>Epipremnum areum</i>	Oxalates	396
22	Plants-oxalates	Oxalates	382
23	Unknown Botanical Name	Non-Toxic	338
24	<i>Taxus canadensis</i>	Other Toxic Types	333
25	<i>Nandina domestica</i> (Thumb)	Amygdalin and/or Cyanogenic Glycosides	326

<sup>a</sup>Number of substances related to a human exposure with a major generic category of plant. Unknown Botanical Name represents substances with a major generic category of Plant and a NULL substance code. Total = 46,376

A total of 1,204 tissue concentrations for 1 or more related analytes were reported in 582 cases. Most of these (1,197) involved fatalities with RCF = 1–3, and are listed in Table 21, while all tissue concentrations are available to the member centers through the NPDS Enterprise Reports. These 128 analytes included the following: 234 acetaminophen, 94 ethanol, 73 salicylate, 52 carboxyhemoglobin, 34 morphine, 27 alprazolam, 26 digoxin, 25 diphenhydramine, 25 oxycodone, 22 hydrocodone, 22 lithium, 22 methadone, 19 benzoylcegonine, and 19 morphine (free).

Route of exposure was as follows: ingestion only in 1,322 cases (62.6%), inhalation/nasal in 135 cases (6.4%) and parenteral in 78 cases (3.7%). Most other routes were combination routes or unknown.

The intentional exposure reason was: abuse in 863 cases (40.8%), suspected suicide in 691 cases (32.7%), and misuse in 48 cases (2.3%). Unintentional exposure reason was: environmental in 90 cases (4.3%), therapeutic error in 37 cases (1.8%), and misuse in 6 cases (0.3%). Adverse drug reaction was the reason in 47 (2.2%).

#### **Pediatric fatalities—age ≤ 5 years**

Although children younger than 6 years were involved in the majority of exposures, they comprised 51 of 2,477 (2.1%) of fatalities. These numbers are similar to those reported since 1985 (Table 19A, all RCFs and includes indirect deaths). Table 8 (RCF 1–3, excludes indirect deaths) shows the percentage fatalities in children ≤ 5 years related to total pediatric exposures was 29/1,049,475 = 0.00276%. By comparison, 1,115/833,563 = 0.13% of all adult exposures involved a fatality. Of these 29 pediatric fatalities, 24

(82.8%) were reported as unintentional and 3 (10.3%) were coded as resulting from malicious intent (Table 8).

The 33 fatalities in children ≤ 5 years in Table 21 (includes death, indirect reports, and RCF 1–3) included 14 pharmaceuticals and 19 nonpharmaceuticals. The first-ranked substances associated with these fatalities included smoke (9), disc battery (2), hydromorphone (2), methadone (2), amitriptyline (2), and 16 other substances (1 each).

#### **Pediatric fatalities—ages 6–12 years**

In the age range 6–12 years, there were 6 reported fatalities, 4 of which were unintentional environmental, 1 was intentional suspected suicide, and 1 was intentional abuse (Table 8). The 11 fatalities listed in Table 21 (includes death, indirect reports, and RCF 1–3) included 7 smoke, 2 carbon monoxide, 1 freon, and 1 methadone.

#### **Adolescent fatalities—ages 13–19 years**

In the age range of 13–19 years, there were 64 reported fatalities, an increase of 19 (42%) and included 57 intentional, 3 unintentional, 2 adverse reaction, and 2 unknown reason (Table 8). The 78 fatalities listed in Table 21 (includes death, indirect reports and RCF 1–3) included 67 pharmaceuticals and 11 nonpharmaceuticals. The first-ranked pharmaceuticals associated with these fatalities included heroin (4), acetaminophen (3), methadone (3), oxycodone (3), drug, unknown (3), acetaminophen/hydrocodone (2), diphenhydramine (2), metformin (2), alprazolam (2), quetiapine (2), amphetamine (hallucinogenic), 2C-E (2), methamphetamine (2), methylenedioxymethamphetamine (MDMA)

(2), THC homolog (2), 4-acetoxy-N,N-dimethyltryptamine (2), amphetamine (2), amphetamine (hallucinogenic) (2) and the remainder with 1 substance each. The first ranked nonpharmaceutical associated with these fatalities included: cyanide (3), carbon monoxide (2), ethanol (1), methanol (1), freon (1), substance (non-drug) unknown (1), aldicarb (1), and dinitrophenol (1).

### ***Pregnancy and Fatalities***

A total of 31 deaths of pregnant women have been reported from the years 2000 through 2013. The majority (27 of 31) were intentional exposures (misuse, abuse, or suspected suicide). There was 1 death in pregnant women reported to NPDS in 2013.

### ***AAPCC Surveillance Results***

A key component of the NPDS surveillance system is the variety of monitoring tools available to the NPDS user community. In addition to AAPCC national surveillance definitions, 35 PCs utilize NPDS as part of their surveillance programs. The Centers for Disease Control and Prevention (CDC), 6 state health departments and 1 state police department run surveillance definitions in NPDS. Since Surveillance Anomaly 1, generated at 2:00 pm EDT on 17 September 2006, over 230,000 anomalies have been detected. More than 1,500 were confirmed as being of public health significance with PCs working collaboratively with their local and state health departments and in some instances the CDC on the public health issues identified.

At the time of this report, 353 surveillance definitions run continuously, monitoring case and clinical effects volume and a variety of case-based definitions from food poisoning to nerve agents. These definitions represent the surveillance work by many PCs, state health departments, the AAPCC, and the Health Studies Branch, Division of Environmental Hazards and Health Effects, National Center for Environmental Health, Centers for Disease Control and Prevention (CDC).

Automated surveillance continues to remain controversial as a viable methodology to detect the index case of a public health event. Uniform evaluation algorithms are not available to determine the optimal methodologies.<sup>(9)</sup> Less controversial is the benefit to situational awareness that NPDS can provide.<sup>(10)</sup> Typical NPDS surveillance data detects a response to an event rather than an event prediction. This aids in situational awareness and resilience during and after a public health event.

A current example of the involvement of the PC system and NPDS can be seen in the following. In January 2010, the AAPCC introduced two generic codes for electronic cigarettes (e-cigarettes): one for the e-cigarette delivery system and one for the liquid nicotine refills. As the amount of nicotine in e-cigarettes and their refills were not initially regulated by the Food and Drug Administration or any states, they could represent a unique poisoning hazard. As the refills were not required to be sold in child resistant containers,

the potentially large amount of nicotine in these products (some containing over 100 mg/ml) could potentially produce serious toxicity in both adults and children, if inhaled, swallowed or spilled on the skin. And although flavored cigarettes have been banned by the FDA since September 2009, there were no restriction on e-cigarette flavorings. Flavors such as black cherry, café mocha, peanut butter cup, and ice cream potentially represent an additional attraction to children.

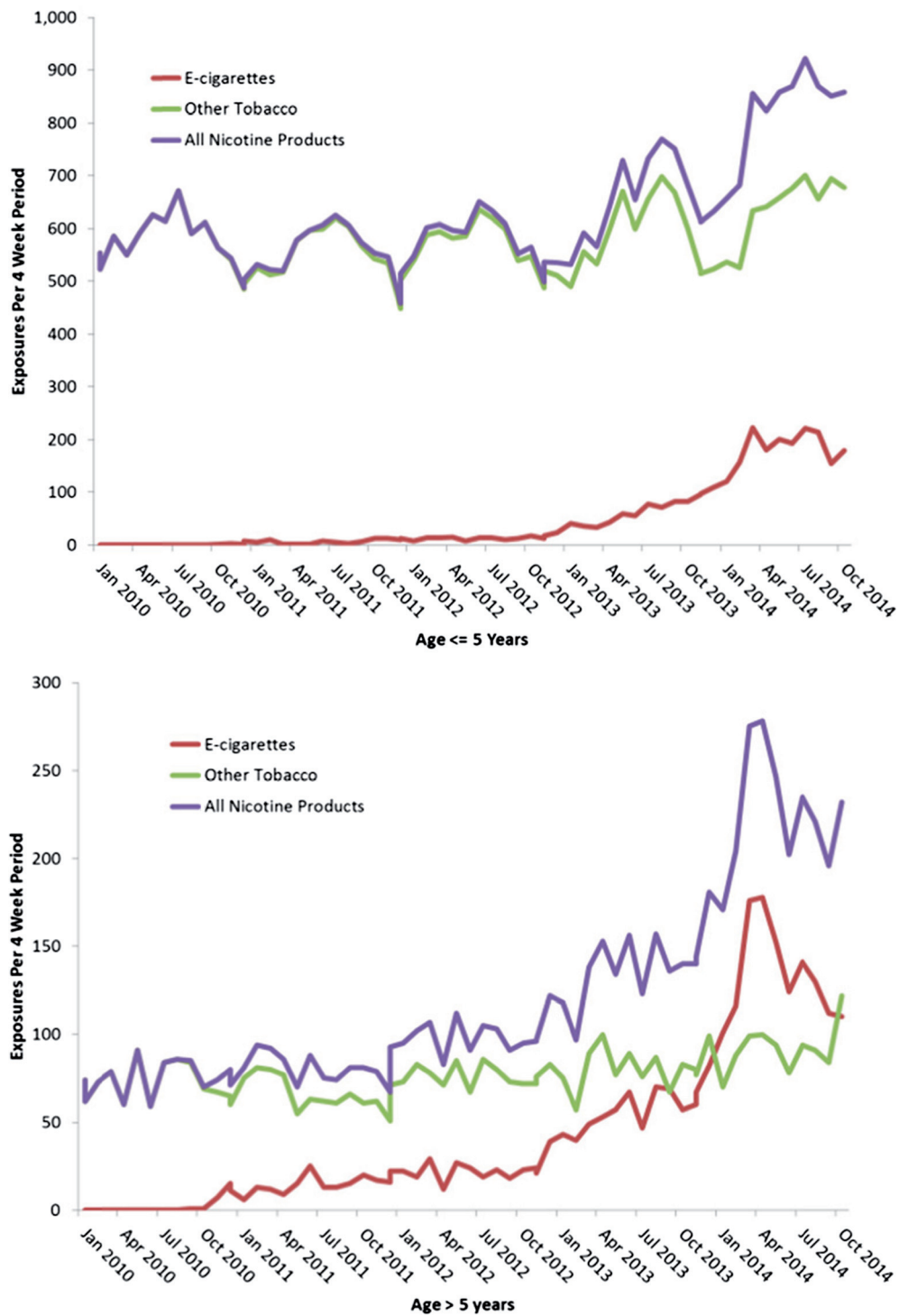
The first exposure to an e-cigarette product was noted in September 2010, with the first child exposure in November 2010. A gradual increase in the number of exposures occurred until the beginning of 2013 when a dramatic increase in the number of exposures to e-cigarettes and their refills was seen (Figure 6). The total number of nonpharmaceutical nicotine exposures has increased, driven primarily by exposures to e-cigarette products. E-cigarette exposure calls peaked in April 2014 and comprised 35% of all nicotine-related single exposure calls. In children, e-cigarettes now account for roughly 25% of exposures, while in other age groups, e-cigarettes exposures have surpassed other tobacco products and account for as many as 65% of exposures. E-cigarette exposures in children under age 5 have serious outcomes in only 1.9% of cases compared with 5.3% in other ages. A decline in exposures has been seen since April 2014, possibly reflecting increased scrutiny on e-cigarettes and increased state and local regulation. Please note that the data for 2014 are considered preliminary since the 2014 database is not locked.

### **Discussion**

The exposure cases and information requests reported by PCs in 2013 do not reflect the full extent of PC efforts which also include poison prevention activities and public and health care professional education programs.

NPDS exposure data may be considered as providing “numerator data”, in the absence of a true denominator; that is, we do not know the number of actual exposures that occur in the population. NPDS data include only those exposures which are reported to PCs.

NPDS 2000–2013 call volume data clearly demonstrate a continuing decrease in total exposure calls. This decline has been apparent and increasing since mid-2007, and reflects the decreasing use of the PC for less severe exposures. However, in contrast, during this same period, exposures with a more severe outcome (death, major, moderate) and HCF calls have continued a consistent increase. Possible contributors to the declining PC access include declining US birth rates (especially since exposure rates are much higher in children  $\leq 5$  years of age), increasing use of text rather than voice communication, and increased use of and reliance on internet search engines and web resources. To meet our public health goals, PCs will need to understand and meet the public’s 21st-century communication preferences. We are concerned that failure to respond to these changes may result in a retro-shift with more people seeking medical care for exposures that could have been managed at home by a PC. Likewise, minor exposures may progress to more



**Figure 6. E-cigarette Product Exposures, January 2010–October 2014.** The figures show the number of calls received per 4-week period by age group for single-substance human poison exposure calls to an e-cigarette device or refill (— E-cigarette), traditional tobacco products such as cigarettes, snuff, and chewing tobacco (— Other Tobacco) and the sum of the two groups (— All Nicotine Products) since January 2010. Pharmaceutical nicotine products are excluded (colour version of this figure can be found in the online version at [www.informahealthcare.com/ctx](http://www.informahealthcare.com/ctx)).

severe morbidity and mortality because of incorrect internet information or no PC management. The net effect could be more severe poisoning outcomes because fewer people took advantage of PC services, with a resultant increased burden on the national health care infrastructure as may be reflected in the increased number of cases managed in a health care facility this year.

NPDS statistical analyses indicate that all analgesic exposures including opioids and sedatives are increasing year over year. This trend is shown in Table 17B and Figure 5. NPDS data mirror CDC data that demonstrates similar findings.(10) Thus, NPDS provides a real-time view of these public health issues without the need for data source extrapolations.



One of the limitations of NPDS data has been the perceived lack of fatality case volume compared with that of other reporting sources. However, when change over time is studied, NPDS is clearly consistent with other public health fatality analyses. One of the issues leading to this concern is the fact that medical record systems seldom have common output streams. This is particularly apparent with the various electronic medical record systems available. It is important to build a federated approach similar to the one modeled by NPDS to allow data sharing, for example, between hospital emergency departments and other medical record systems including medical examiner offices nationwide. Enhancements to NPDS can promote interoperability between NPDS and electronic medical records systems to better trend poison-related morbidity and mortality in the United States and internationally.

## Summary

Unintentional and intentional exposures continue to be a significant cause of morbidity and mortality in the United States. The near real-time, always current status of NPDS represents a national public health resource to collect and monitor US exposure cases and information calls.

Changes in encounters in 2013 shown in Figures 1, 3, and 4 include the following:

- total encounters (all exposure and information calls) decreased by 9.3%;
- all information calls decreased 21.4%, drug ID calls decreased 26.8%, and human exposures decreased 3.8%;
- HCF information calls decreased 8.5% and HCF exposures decreased 0.1% notwithstanding an overall steady increase since 2000;
- human exposures with less serious outcomes decreased 4.1%, while those with more serious outcomes (minor, moderate, major or death) increased 0.4% notwithstanding an overall 4.5% yearly increase since 2000;
- The categories of substance exposures in cases with more serious outcomes increasing most rapidly are as follows: sedative/hypnotics/antipsychotics, followed by analgesics, antidepressants, and cardiovascular drugs.

These data support the continued value of PC expertise and the need for specialized medical toxicology information to manage the more severe exposures, despite a decrease in calls involving less severe exposures. PCs must consider newer communication approaches that match current public communication patterns in addition to the traditional telephone calls.

The continuing mission of NPDS is to provide a nationwide infrastructure for public health surveillance for all types of exposures, public health event identification, resilience response, and situational awareness tracking. NPDS is a model system for the nation and global public health.

## Disclaimer

The American Association of Poison Control Centers (AAPCC; <http://www.aapcc.org>) maintains the national database of information logged by the country's regional poison centers (PCs) serving all 50 United States, Puerto Rico, and the District of Columbia. Case records in this database are from self-reported calls: they reflect only information provided when the public or health care professionals report an actual or potential exposure to a substance (e.g., an ingestion, inhalation, or topical exposure), or request information/educational materials. Exposures do not necessarily represent a poisoning or overdose. The AAPCC is not able to completely verify the accuracy of every report made to member centers. Additional exposures may go unreported to PCs and data referenced from the AAPCC should not be construed to represent the complete incidence of national exposures to any substance(s).

## References

1. National Poison Data System: Annual reports 1983-2012[Internet]. Alexandria (VA): American Association of Poison Control Centers; Available from: <http://www.aapcc.org/annual-reports/>
2. US Census Bureau. Table 1. Annual Estimates of the Resident Population for the United States, Regions, States, and Puerto Rico: April 1, 2010 to July 1, 2012 (NST-EST2012-01)[downloaded 2013 Oct 23] <http://www.census.gov/popest/data/state/totals/2012/index.html>
3. US Census Bureau: International Data Base (IDB) Demographic Indicators for: American Samoa, Federated States of Micronesia, Guam, Virgin Islands, [downloaded 2012 Oct 26]: <http://www.census.gov/population/international/data/idb/region.php>
4. US Census Bureau: State Characteristics Datasets: Annual Estimates of the Civilian Population by Single Year of Age and Sex for the United States and States: April 1, 2010 to July 1, 2012[downloaded 2013 Oct 23]: <http://www.census.gov/popest/data/state/asrh/2012/SC-EST2012-AGESEX-CIV.html>
5. US Census Bureau Population Estimates Downloadable Datasets: Annual Estimates of the Resident Population by Single Year of Age and Sex for the United States, States, and Puerto Rico Commonwealth: April 1, 2010 to July 1, 2013, Data [downloaded 2014 Nov 4]: [http://www.census.gov/popest/data/puerto\\_rico/asrh/2013/index.html](http://www.census.gov/popest/data/puerto_rico/asrh/2013/index.html)
6. Position statement: ipecac syrup. American Academy of Clinical Toxicology; European Association of Poisons Centres and Clinical Toxicologists. *J Toxicol Clin Toxicol*. 1997;35:699-709.
7. American Academy of Clinical Toxicology European Association of Poisons Centres and Clinical Toxicologists. Position Paper: Ipecac Syrup. *J Toxicol Clin Toxicol* 2004; 42: 133-143.
8. American Academy of Pediatrics Policy Statement. Poison treatment in the home. *Pediatrics* 2003; 112:1182-1185.
9. Savel TG, Bronstein A, Duck, M, Rhodes MB, Lee, B, Stimm J, Worthen, K. Using Secure Web Services to Visualize Poison Center Data for Nationwide Biosurveillance: A Case Study [Internet]. *Online Journal of Public Health Informatics* 2010; 2:1-9; [downloaded 2012 Oct 30] <http://ojphi.org/htbin/cgiwrap/bin/ojs/index.php/ojphi/article/view/2920/2505>
10. Centers for Disease Control and Prevention. QuickStats: Number of Poisoning Deaths\* Involving Opioid Analgesics and Other Drugs or Substances --- United States, 1999-2007. *MMWR Morb Mortal Wkly Rep*. 2010; 59:1026
11. McGraw-Hill's AccessMedicine, Laboratory Values of Clinical Importance (Appendix), Harrison's Principles of Internal Medicine 17e. McGraw-Hill Professional, 2008[cited 2010 Nov 1]. Available from:<http://www.accessmedicine.com/>.
12. Goldfrank's Toxicologic Emergencies, Ninth Edition, McGraw-Hill Companies, 2010.
13. Dart RC, editor. *Medical Toxicology*, Third Edition. Philadelphia, Lippincott, Williams & Wilkins, 2004.

**Table 21.** Listing of Fatal Nonpharmaceutical and Pharmaceutical Exposures.

Annual Report ID	Age	Substances	Substance Rank	Cause Rank	Chronicity	Route	Reason	RCF	Analyte	Blood Concentration @ Time
<b>Non-Pharmaceutical Exposures</b>										
<b>Alcohols</b>										
[1ha]	17 y F	methanol	1	1	A	Unk	Int-S	1	methanol	45 mg/dL In Unknown @ 20 h (pe)
2ai	18 y F	ethanol	1	1	U	Ingst	Int-A	2		
3ai	20 y M	ethanol	1	1	U	Ingst	Int-A	2		
4ai	21 y M	ethanol	1	1	U	Ingst	Int-A	2		
5ai	22 y M	ethanol	1	1	U	Ingst+ Par	Int-A	2		
		ethanol	1	1						
		heroin	2	2						
		oxycodone	3	3						
		oxymorphone	4	4						
6ai	24 y M	ethanol (non-beverage)	1	1	A	Ingst+ Unk	Int-A	2		
		cocaine	2	2						
7ai	25 y M	ethanol	1	1	U	Ingst	Int-A	2		
8ai	26 y M	ethanol (non-beverage)	1	1	A	Ingst	Int-A	2		
		diphenhydramine	2	2						
		doxylamine	3	3						
9ai	26 y M	ethanol (non-beverage)	1	1	A	Ingst	Int-A	2		
		oxycodone	2	2						
		doxylamine	3	3						
10ai	26 y M	ethanol	1	1	A	Ingst	Int-A	2		
11ai	26 y F	ethanol	1	1	U	Ingst+ Unk	Int-S	2		
		methamphetamine	2	2						
12ai	26 y M	ethanol	1	1	U	Ingst	Int-S	2		
13ai	26 y M	ethanol	1	1	U	Ingst	Unk	2		
14p	26 y F	ethanol	1	1	A	Ingst	Int-A	2	ethanol	106 mg/dL In Serum @ 30 m (pe)
		escitalopram	2	2						
		methocarbamol	3	3						
		oxycodone	4	4						
		lorazepam	5	5						
15ai	27 y M	ethanol	1	1	U	Ingst	Int-A	2		
16ai	28 y F	ethanol	1	1	U	Ingst	Int-A	2		
17ai	28 y M	ethanol	1	1	A	Ingst	Int-A	2		
18ai	29 y M	ethanol	1	1	A	Ingst	Int-A	2		
		ethanol	1	1						
		diazepam	2	2						
		fluoxetine	3	3						
19ai	29 y F	ethanol	1	1	A	Ingst	Int-A	2		
20ai	30 y M	ethanol	1	1	U	Ingst+ Aspir	Int-A	2		
		alcohol, unknown	1	1						
		zolpidem	2	2						
		diazepam	3	3						
21ai	30 y M	ethanol	1	1	U	Ingst	Int-A	2		
22ai	30 y M	ethanol	1	1	A	Ingst	Int-S	2		
		methanol	1	1						
		clonazepam	2	2						
		diphenhydramine	3	3						
		bupropion	4	4						
23	30 y F				A	Unk	Unk	2		

(Continued)

**Table 21.** Listing of Fatal Nonpharmaceutical and Pharmaceutical Exposures.

Annual Report ID	Age	Substances	Substance Rank	Cause Rank	Chronicity	Route	Reason	RCF	Analyte	Blood Concentration @ Time
24	30 y M	methanol	1	1	A	Ingst	Int-S	1	methanol	253 mg/dL In Blood (unspecified) @ Unknown
		methanol	1	1						
25ai	31 y M				U	Ingst	Int-A	2		
26ai	31 y M	ethanol	1	1	U	Ingst	Int-A	2		
27ha	31 y M	ethanol	1	1	U	Ingst	Oth-W	3	ethanol	12 mg/dL In Urine (quantitative only) @ Unknown
		isopropanol	1	1						
28ai	32 y M				U	Ingst	Int-S	2		
29ai	33 y M	ethanol	1	1	A	Ingst	Int-A	2		
		methamphetamine	2	2						
30ai	34 y M	ethanol	1	1	U	Ingst	Int-A	2		
31h	35 y F	ethanol	1	1	C	Ingst	Unk	2		
32ai	35 y F	ethanol	1	1	U	Ingst	Int-A	2		
33ai	35 y M	ethanol	1	1	A	Ingst	Int-A	2		
		zolpidem	2	2						
		ethanol (non-beverage)	1	1						
		citalopram	2	2						
		diphenhydramine	3	3						
34ai	35 y M	buprenorphine	4	4	U	Ingst	Int-S	2		
35ai	35 y M	clonazepam	5	5	A	Ingst	Int-A	2		
		ethanol	1	1						
		ethanol	1	1						
		ethanol	1	1						
		ethanol	1	1						
37ai	36 y F	ethanol	1	1	U	Ingst	Int-A	2		
		ethanol	1	1						
		ethanol	1	1						
		ethanol	1	1						
38ai	37 y M	ethanol	1	1	C	Ingst	Int-A	2		
		diphenhydramine	2	2						
		doxylamine	3	3						
		acetone	4	4						
39ai	37 y M	ethanol	1	1	U	Ingst	Int-A	2		
		acetaminophen/hydrocodone	2	2						
		alprazolam	3	3						
40pha	37 y M	ethanol	1	1	U	Ingst+ Unk	Int-U	1		
41	37 y M	opioid	2	2	A	Ingst	Int-S	1	ethanol	11 mg/dL In Blood (unspecified) @ Unknown
		ethanol	1	1						
		acetaminophen	2	2						
42ai	38 y M	acetaminophen	2	2	A	Ingst	Int-A	2	acetaminophen	13 mcg/mL In Blood (unspecified) @ 22 h (pe)
		acetaminophen	2	2						
		acetaminophen	2	2						
43ai	38 y F	acetaminophen	2	2	A	Ingst+ Unk	Int-A	2		47 mcg/mL In Blood (unspecified) @ Unknown
44ai	38 y F	ethanol	1	1	A	Ingst+ Unk	Int-A	2		
		cocaine	2	2						
		hydrocodone	3	3						
		cyclobenzaprine	4	4						
		promethazine	5	5						
		doxylamine	6	6						
		acetaminophen	7	7						

(Continued)

**Table 21.** Listing of Fatal Nonpharmaceutical and Pharmaceutical Exposures.

Annual Report ID	Age	Substances	Substance Rank	Cause Rank	Chronicity	Route	Reason	RCF	Analyte	Blood Concentration @ Time
44ai	38 y M				U	Ingst	Int-S	2		
45ai	38 y M	ethanol	1	1	U	Ingst	Oth-M	2		
46ai	38 y M	ethanol	1	1	A	Ingst	Int-A	2		
47ai	39 y M	ethanol	1	1	U	Ingst	Int-A	2		
48	39 y M	ethanol	1	1	C	Ingst	Int-A	3		
		ethanol	1	1						
		acetaminophen/ hydrocodone	2	2						
		amitriptyline	3	3						
		atenolol	4	4						
		levetiracetam	5	5						
49ai	40 y M	ethanol (non- beverage)	1	1	A	Ingst+ Unk	Int-A	2		
		heroin	2	2						
		benzodiazepine	3	3						
50ai	40 y M	ethanol	1	1	A	Ingst	Int-A	2		
		diazepam	2	2						
51ai	40 y M	ethanol	1	1	U	Ingst	Int-A	2		
		acetaminophen/ hydrocodone	2	2						
52ai	40 y M	ethanol	1	1	U	Ingst	Int-A	2		
53ai	41 y M	ethanol	1	1	A	Ingst	Int-A	2		
54ai	41 y M	ethanol	1	1	A	Ingst	Int-A	2		
55ai	41 y M	ethanol	1	1	U	Ingst	Int-A	2		
56ai	41 y M	ethanol	1	1	U	Ingst	Int-A	2		
57	41 y M	ethanol	1	1	C	Ingst	Int-A	3		
58pha	42 y M	ethanol	1	1	C	Unk	Int-A	3		
59ai	42 y M	ethanol	1	1	A	Ingst	Int-A	2		
60ai	42 y M	ethanol	1	1	U	Ingst	Int-A	2		
61ai	42 y M	ethanol	1	1	A	Ingst	Int-A	2		
62ai	42 y M	ethanol	1	1	U	Ingst	Int-A	2		
63	42 y M	ethanol	1	1	A	Ingst	Int-S	1		
64ai	43 y M	methanol	1	1	U	Ingst	Int-S	2		
65ai	43 y M	ethanol	1	1	U	Ingst	Int-A	2		
66ai	44 y F	ethanol	1	1	A	Ingst	Int-A	2		
67ai	44 y F	ethanol	1	1	A	Ingst	Unt-G	2		
		ethanol	1	1						
		citalopram	2	2						
		diphenhydramine	3	3						
68ai	44 y M	ethanol	1	1	A	Ingst	Int-A	2		
69p	44 y F	ethanol	1	1	U	Ingst	Int-U	3	ethanol	157 mg/dL In Blood (unspecified) @ Unknown
70pha	44 y F	methanol	2	2	A	Unk	Int-A	1	ethanol	0.24 mg/dL In Serum @ 1 h (pe)
		ethanol	1	1					morphine (free)	0.088 mg/L In Serum @ 1 h (pe)
		heroin	2	2						

(Continued)

**Table 21.** Listing of Fatal Nonpharmaceutical and Pharmaceutical Exposures.

Annual Report ID	Age	Substances	Substance Rank	Cause Rank	Chronicity	Route	Reason	RCF	Analyte	Blood Concentration @ Time								
71a	45 y M	drug, unknown	3	3	C	Ingst	Unk	3										
		ethanol	1	1														
		dextromethorphan	2	2							dextromethorphan	72 ng/mL In Serum @ Unknown						
72ai	46 y M				C	Ingst	Int-A	2										
73ai	46 y M	ethanol	1	1	A	Ingst	Int-A	2										
74ai	46 y F	ethanol	1	1	A	Ingst	Int-A	2										
75h	47 y M	ethanol	1	1	A	Ingst	Int-S	1	methanol	269 mg/dL In Whole Blood @ Unknown								
		methanol	1	1														
76ai	47 y M				U	Ingst	Int-S	2										
		ethanol	1	1														
		acetaminophen/ hydrocodone	2	2														
		oxycodone	3	3														
		alprazolam	4	4														
77ai	48 y M				A	Ingst	Int-A	2										
78	48 y M	ethanol	1	1	A	Ingst	Int-A	1	methanol	300 mg/dL In Serum @ Unknown								
		methanol	1	1														
79ai	48 y F				A	Ingst	Int-A	2										
80h	48 y M	ethanol	1	1	U	Ingst	Int-M	3										
81ai	48 y M	ethanol	1	1	A	Ingst	Int-A	2										
		ethanol (non-beverage)	1	1														
		citalopram	2	2														
		dextromethorphan	3	3														
		doxylamine	4	4														
		diphenhydramine	5	5														
82ai	49 y M				A	Ingst	Int-A	2										
83ai	49 y M	ethanol	1	1	A	Ingst	Int-A	2										
		ethanol	1	1														
84h	49 y M	ethanol	1	1	U	Ingst	Unk	3	ethanol	15 mg/dL In Blood (unspecified) @ 1 h (pe)								
		amitriptyline	2	2														
		hydrochlorothiazide/ metoprolol	3	3														
		paroxetine	4	4														
		lisinopril	5	5														
		disulfiram	6	6														
		salicylate	7	7														
		insulin	8	8														
		85ai	50 y M										A	Ingst	Int-A	2		
		86ai	50 y M	ethanol							1	1	A	Ingst	Int-A	2		
ethanol	1			1														
87ai	50 y M				A	Ingst	Int-A	2										
		ethanol (non-beverage)	1	1														
		lamotrigine	2	2														
		amlodipine	3	3														
		diphenhydramine	4	4														
88	51 y M	ethanol	1	1	A	Ingst	Int-A	2										
		acetaminophen	2	2							acetaminophen	18.9 mg/L In Serum @ 0.5 m (pe)						
89ai	51 y M				A	Ingst	Int-A	2										
90ai	52 y F	ethanol	1	1	A	Ingst	Int-A	2										
		ethanol	1	1														
91ai	52 y M	methadone	2	2	U	Ingst	Int-A	2										
		ethanol	1	1														

(Continued)

**Table 21.** Listing of Fatal Nonpharmaceutical and Pharmaceutical Exposures.

Annual Report ID	Age	Substances	Substance Rank	Cause Rank	Chronicity	Route	Reason	RCF	Analyte	Blood Concentration @ Time		
92h	52 y M	ethanol	1	1	U	Ingst	Int-S	3	ethanol	407 mg/dL In Serum @ Unknown		
		methadone	2	2					acetone	4.2 mg/dL In Serum @ Unknown		
		acetone	3	3								
		methanol	4	4							methanol	3.1 mg/dL In Serum @ Unknown
		isopropanol	5	5							isopropanol	4.3 mg/dL In Plasma @ Unknown
93ai	53 y M	ethanol	1	1	A	Ingst	Int-A	2				
94h	53 y F	ethanol	1	1	C	Ingst	Oth-W	3				
95ai	53 y M	ethanol	1	1	A	Ingst	Int-A	2				
		ethanol (non-beverage)	2	2								
		diphenhydramine	3	3								
		doxylamine	4	4								
96h	53 y M	methanol	1	1	A	Ingst	Int-U	1	methanol	380 mg/dL In Blood (unspecified) @ Unknown		
		methanol	1	1					methanol	47 mg/dL In Blood (unspecified) @ Unknown		
97	54 y M	ethanol	1	1	A	Ingst	Int-S	3	ethanol	400 mg/dL In Serum @ Unknown		
		ethylene glycol (antifreeze)	2	2								
98ai	54 y M	ethanol	1	1	U	Ingst	Int-A	2				
99ai	54 y F	ethanol	1	1	U	Ingst	Int-A	2				
100ai	54 y M	ethanol	1	1	A	Ingst	Int-A	2				
		cyclobenzaprine	2	2								
101h	54 y M	ethanol	1	1	A	Ingst	Int-S	3				
		laundry detergent	2	2								
102ai	55 y M	ethanol (non-beverage)	1	1	A	Ingst	Int-A	2				
		verapamil	2	2								
		acetaminophen	3	3								
103ai	55 y M	ethanol	1	1	U	Ingst	Int-A	2				
104ai	55 y M	ethanol	1	1	A	Ingst	Unt-G	2				
105ai	55 y F	ethanol	1	1	A	Ingst	Int-A	2				
		ethanol	2	2								
		morphine	3	3								
		diazepam	4	4								
106ai	55 y M	ethanol	1	1	U	Ingst	Int-A	2				
107ai	55 y M	ethanol	1	1	U	Ingst	Int-A	2				
108	56 y M	ethanol	1	1	U	Ingst	Unk	3				
		isopropanol	2	2								
109ai	56 y M	ethanol	1	1	A	Ingst	Int-A	2				
110p	56 y M	ethanol	1	1	A	Ingst	Int-A	2	ethanol	50 mg/dL In Blood (unspecified) @ 1 h (pe)		
		oxycodone	2	2					acetaminophen	10 mcg/mL In Blood (unspecified) @ 1 h (pe)		
111ai	56 y M				A	Ingst	Int-A	2				

(Continued)

**Table 21.** Listing of Fatal Nonpharmaceutical and Pharmaceutical Exposures.

Annual Report ID	Age	Substances	Substance Rank	Cause Rank	Chronicity	Route	Reason	RCF	Analyte	Blood Concentration @ Time
112ai	56 y F	ethanol (non-beverage)	1	1	A	Ingst	Int-A	2		
		oxycodone	2	2						
		citalopram	3	3						
		metoprolol	4	4						
113ai	56 y M	ethanol	1	1	A	Ingst	Int-A	2		
		trazodone	2	2						
		fluoxetine	3	3						
114ai	56 y M	ethanol	1	1	A	Ingst	Int-A	2		
115	56 y M	ethanol (non-beverage)	1	1	U	Ingst	Unk	2		
		amitriptyline	2	2						
116ai	57 y M	methanol	1	1	A	Ingst	Int-A	2	ethanol	172 mg/dL In Blood (unspecified) @ Unknown
		ethanol	2	2						
117ai	57 y M	ethanol (non-beverage)	1	1	U	Ingst	Int-A	2		
		diphenhydramine	2	2						
		oxycodone	3	3						
118ai	58 y M	ethanol	1	1	A	Ingst	Int-A	2		
		carbon monoxide	2	2						
		smoke	3	3						
119ai	58 y M	ethanol	1	1	A	Ingst	Int-A	2		
		chlordiazepoxide	2	2						
120ai	58 y F	ethanol	1	1	A	Ingst	Int-A	2		
121ph	58 y M	ethanol	1	1	U	Ingst	Int-U	3	ethanol	369 mg/dL In Serum @ Unknown
		acetaminophen	2	2						
		diphenhydramine	3	3						
122pa	59 y F	metformin	2	2	U	Ingst	Int-U	2	ethanol	236 mg/dL In Blood (unspecified) @ Unknown
		ethanol	1	1						
123ai	60 y F	temazepam	2	2	A	Ingst	Int-A	2		0.69 mg/L In Plasma @ Unknown
		clonazepam	3	3						
		risperidone	4	4						
		ethanol (non-beverage)	1	1						
124	60 y M	tramadol	2	2	U	Ingst+ Aspir	Int-S	3		
		ethanol (non-beverage)	1	1						
125ai	62 y M	acetaminophen	2	2	A	Ingst	Int-A	2		
126ai	62 y M	ethanol	1	1	A	Ingst	Int-A	2		
127ai	63 y M	ethanol	1	1	A	Ingst	Int-A	2		
128ai	64 y M	ethanol	1	1	A	Ingst	Int-A	2		
		ethanol (non-beverage)	1	1						
129ai	65 y M	diazepam	2	2	C	Ingst	Int-A	2		
		trazodone	3	3						
		ethanol	1	1						

(Continued)

**Table 21.** Listing of Fatal Nonpharmaceutical and Pharmaceutical Exposures.

Annual Report ID	Age	Substances	Substance Rank	Cause Rank	Chronicity	Route	Reason	RCF	Analyte	Blood Concentration @ Time
130ai	67 y M	ethanol	1	1						
		ethanol	1	1	C	Ingst	Int-A	2		
131ai	67 y F	ethanol	1	1	A	Ingst	Int-A	2		
132ai	69 y M	ethanol	1	1	C	Ingst	Int-A	2		
133ai	69 y F	ethanol	1	1	U	Ingst	Int-A	2		
134ai	75 y M	ethanol	1	1	U	Ingst	Int-A	2		
135ai	75 y M	ethanol	1	1	A	Ingst	Int-A	2		
136ph	82 y F	ethanol	1	1	A	Ingst	Int-S	2		
		isopropanol	1	1						
See Also case 137, 162, 163, 166, 192, 232, 233, 240, 251, 253, 265, 270, 272, 275, 276, 281, 285, 287, 294, 297, 301, 315, 342, 390, 406, 407, 426, 438, 445, 447, 460, 469, 497, 509, 514, 527, 535, 558, 559, 560, 570, 573, 580, 584, 595, 626, 629, 631, 641, 652, 668, 674, 678, 683, 684, 685, 687, 691, 698, 702, 711, 715, 731, 744, 745, 746, 747, 749, 752, 755, 759, 761, 762, 772, 778, 785, 794, 804, 814, 816, 818, 821, 825, 829, 830, 836, 844, 854, 858, 859, 861, 867, 870, 871, 874, 878, 881, 888, 889, 890, 892, 895, 906, 907, 912, 913, 917, 918, 920, 931, 936, 940, 954, 959, 975, 981, 989, 994, 995, 1001, 1009, 1011, 1012, 1013, 1015, 1028, 1051, 1052, 1055, 1056, 1061, 1082, 1092, 1104, 1108, 1130, 1146, 1153, 1155, 1164, 1166, 1169, 1179, 1184, 1187, 1192, 1198, 1207, 1216, 1217, 1226, 1229, 1232, 1234, 1237, 1240, 1246, 1286, 1291, 1293, 1296, 1297, 1300, 1308, 1316, 1319, 1323, 1331, 1335, 1341, 1347, 1349, 1351, 1359, 1368, 1376, 1382, 1383, 1385, 1394, 1397, 1402, 1404, 1406, 1410, 1415, 1427, 1434, 1439, 1483, 1494, 1497, 1503, 1513, 1516, 1520, 1539, 1548, 1549, 1554, 1566, 1572, 1575, 1579, 1580, 1587, 1589, 1596, 1609, 1613, 1621, 1632, 1640, 1641, 1642, 1661, 1675, 1680, 1684, 1701, 1719, 1721, 1723, 1728, 1734, 1735, 1737, 1747, 1762, 1764, 1789, 1791, 1792, 1795, 1800, 1805, 1806, 1808, 1810, 1815, 1817, 1819, 1827, 1848, 1849, 1852, 1854, 1858, 1865, 1870, 1883, 1892, 1895, 1897, 1898, 1901, 1903, 1904, 1908, 1910, 1912, 1919, 1923, 1925, 1926, 1932, 1935, 1937, 1939, 1943, 1944, 1945, 1953, 1954, 1956, 1958, 1962, 1968, 1971, 1973, 1979, 1984, 1986, 1987, 1988, 1991, 1992, 1993, 1998, 2003, 2008, 2011, 2012, 2013, 2015, 2018, 2025, 2029, 2030, 2032, 2033, 2036, 2037, 2038, 2040, 2044, 2047, 2052, 2056, 2065, 2066, 2067, 2068, 2070, 2093, 2098, 2106										
<b>Automotive/Aircraft/Boat Products</b>										
137pi	21 y M				A	Ingst+ Par	Int-A	3		
		ethylene glycol (antifreeze)	1	1						
		ethanol	2	2					ethanol	421 mg/dL In Blood (unspecified) @ Unknown
138p	25 y M	ethylene glycol (antifreeze)	1	1	A	Ingst	Int-S	1	ethylene glycol	27 mg/dL In Serum @ Unknown
139i	30 y F	ethylene glycol/diethylene glycol	1	1	A	Ingst	Int-S	2		
140h	30 y M	ethylene glycol (antifreeze)	1	1	A	Ingst	Int-S	1	ethylene glycol	85 mg/dL In Unknown @ Unknown
141ph	33 y M	ethylene glycol (antifreeze)	1	1	A	Ingst	Int-S	1	ethylene glycol	194.8 mg/dL In Blood (unspecified) @ Unknown
142h	42 y M	ethylene glycol (antifreeze)	1	1	A/C	Ingst	Int-S	1		
		lithium	2	2						
		lamotrigine	3	3						
		ziprasidone	4	4						
		levothyroxine	5	5						
143h	46 y M	ethylene glycol (antifreeze)	1	1	A	Ingst	Unk	2		
144h	58 y M	ethylene glycol (antifreeze)	1	1	A	Ingst	Int-S	1		
145	61 y F	methanol	1	1	A	Ingst	Int-S	1	methanol	144 mg/dL In Blood (unspecified) @ Unknown
146	61 y M	ethylene glycol (antifreeze)	1	1	A	Ingst	Int-S	1		
147h	62 y M	ethylene glycol (antifreeze)	1	1	A	Ingst	Int-S	1		
		hypochlorite	2	2						
		cleaner (household)	3	3						
		ethanol (non-beverage)	4	4						

(Continued)



**Table 21.** Listing of Fatal Nonpharmaceutical and Pharmaceutical Exposures.

Annual Report ID	Age	Substances	Substance Rank	Cause Rank	Chronicity	Route	Reason	RCF	Analyte	Blood Concentration @ Time
[148a]	66 y M	ethylene glycol (antifreeze)	1	1	A	Oth	Int-S	1	ethylene glycol	1200 mg/dL In Whole Blood @ 6 h (pe)
149h	20 + y M	brake fluid	1	1	A	Ingst	Int-S	2		
See Also case 80, 196										
<b>Batteries</b>										
150i	2 y M	disc battery	1	1	A	Ingst	Unt-G	1		
151	4 y M	battery	1	1	A	Ingst	Unt-G	2		
152	4 y F	disc battery, lithium	1	1	A	Ingst	Unt-G	2		
[153]	16 m M	disc battery	1	1	A	Ingst	Unt-G	1		
See Also case 1484										
<b>Bites and Envenomations</b>										
[154h]	3 y M	sting (scorpion)	1	1	A	B-S	Unt-B	1		
[155p]	53 y M	envenomation (crotalid)	1	1	A	B-S	Unt-B	1		
156p	61 y M	sting (hymenoptera)	1	1	A	Unk	Unt-O	1		
		substance (non-drug), unknown	2	2						
		pyrethroids	3	3						
		insecticide (neonicotinoid)	4	4						
		pyrethroids	5	5						
		pyrethroids	6	6						
		pyrethroids	7	7						
157h	62 y M	sting (hymenoptera)	1	1	A	B-S	Unt-B	3		
158ph	80 y M	envenomation (crotalid)	1	1	A	B-S	Unt-B	3		
See Also case 1897										
<b>Chemicals</b>										
159p	18 y M				A	Ingst	Int-S	1		
160pa	19 y M	cyanide	1	1	A	Ingst	Int-S	1	cyanide	10 mcg/mL In Blood (unspecified) @ Autopsy
[161ha]	19 y M	cyanide	1	1	A	Unk	Int-S	1		
		cyanide	1	1					cyanide	1.3 mg/L In Unknown @ Unknown
									cyanide	10 mcg/mL In Unknown @ Unknown
162	22 y M	hydrochloric acid	1	1	A	Ingst	Unt-O	2		
		ethanol	2	2						
		methamphetamine	3	3						
		marijuana	4	4						
163ai	22 y M				U	Ingst	Int-A	2		
		vinylidene chloride	1	1						
		ethanol	2	2						
		chlorpheniramine	3	3						
		dextromethorphan	4	4						
		sertraline	5	5						
164	22 y M	lysergic acid diethylamide (LSD)	1	1	A	Ingst	Int-A	2		
165ph	23 y M	ammonia	1	1	A	Derm	Unt-O	3		
166ph	23 y M				A	Ingst	Int-S	1		
		cyanide	1	1					cyanide	112 ng/mL In Blood (unspecified) @ 18 h (pe)
		ethanol	2	2				ethanol		

(Continued)

**Table 21.** Listing of Fatal Nonpharmaceutical and Pharmaceutical Exposures.

Annual Report ID	Age	Substances	Substance Rank	Cause Rank	Chronicity	Route	Reason	RCF	Analyte	Blood Concentration @ Time
167p	27 y M				A	Ingst	Int-S	1		
168p	35 y M	cyanide	1	1		Ingst	Int-S	1		
169ha	36 y M				A	Ingst+ Derm	Int-S	1		
170h	36 y M	hydrochloric acid	1	1		Ingst	Int-S	2		
		ethylene glycol (antifreeze)	1	1					ethylene glycol	0 Other (see abst) In Plasma @ Unknown
[171h]	45 y M				A	Inhal+ Oc	Unt-O	3		
172h	46 y M	ammonia	1	1		Ingst	Int-S	1		
		ethylene glycol (antifreeze)	1	1					ethylene glycol	178 mg/dL In Serum @ 1 h (pe)
173	47 y M				A	Ingst	Int-S	2		
		ethylene glycol (antifreeze)	1	1						
		diazepam	2	2						
174phi	48 y M				A	Ingst	Unk	1		
175a	54 y F				U	Ingst	Int-S	1		
		drug, unknown *	2	1						
		ethylene glycol (antifreeze) *	1	1						
176a	57 y M				A	Ingst	Int-S	1		
		ethylene glycol (antifreeze)	1	1					ethylene glycol	24 mcg/dL In Serum @ 30 m (pe)
177	61 y M				A	Ingst	Int-A	1		
		ethylene glycol (antifreeze)	1	1						
178h	61 y F				A/C	Ingst+ Aspir	Int-S	3		
		lithium	1	1					lithium	4.3 mmol/L In Blood (unspecified) @ 4 h (pe)
		lithium	1	1					lithium	5 mmol/L In Blood (unspecified) @ 10 h (pe)
		lithium	1	1					lithium	5.9 mmol/L In Blood (unspecified) @ 61 h (pe)
		lithium	1	1					lithium	6.5 mmol/L In Blood (unspecified) @ 37 h (pe)
		lithium	1	1					lithium	6.9 mmol/L In Blood (unspecified) @ 27 h (pe)
		lithium	1	1					lithium	7.4 mmol/L In Blood (unspecified) @ 17 h (pe)
		clonazepam	2	2						
179	63 y M				A	Ingst	Int-S	2		
		ethylene glycol (antifreeze)	1	1						
		drug, unknown	2	2						
180h	63 y M				A	Oth	AR-O	3		
		cobalt	1	1						
		chromium	2	2						
181	64 y M				A	Ingst	Int-M	1		
		chemical, unknown	1	1						
182	65 y M				A	Ingst	Int-S	1		
		ethylene glycol (antifreeze)	1	1						
183h	66 y M				U	Ingst	Int-U	2		
		corrosive (alkali)	1	1						
		acetaminophen	2	2					acetaminophen	21 mcg/mL In Blood (unspecified) @ 2 d (pe)
184	68 y M				A	Ingst	Int-S	1		
		ethylene glycol (antifreeze)	1	1					ethylene glycol	108 mcg/mL In Serum @ Unknown
[185ha]	73 y M				A	Ingst	Int-S	1		
		cyanide	1	1						

(Continued)

**Table 21.** Listing of Fatal Nonpharmaceutical and Pharmaceutical Exposures.

Annual Report ID	Age	Substances	Substance Rank	Cause Rank	Chronicity	Route	Reason	RCF	Analyte	Blood Concentration @ Time
[186]	78 y M	Potassium aluminum sulfate	1	1	A	Par	Unt-T	1		
187ai	80 y M	methylene chloride	1	1	A	Inhal	Unt-E	2		
188h	86 y M	citalopram	2	2	A	Ingst	Int-S	1		
189pi	Unknown adult (>= 20 yrs) U	hydrochloric acid	1	1	A	Inhal	Unt-G	2		
		cyanide	1	1						
See Also case 38, 92, 97, 208, 241, 267, 271, 281, 292, 525, 1802, 1924										
<b>Cleaning Substances (Household)</b>										
190p	22 y F	hypochlorite	1	1	A	Ingst	Int-S	2		
		clonazepam	2	2						
		metoprolol	3	3						
191p	29 y M	toilet bowl cleaner	1	1	A/C	Unk	Unk	3		
		bupropion	2	2					hydroxybupropion	1700 ng/mL In Blood (unspecified) @ Autopsy
		bupropion	2	2					bupropion	470 ng/mL In Blood (unspecified) @ Autopsy
		fluoxetine	3	3					norfluoxetine	560 ng/mL In Blood (unspecified) @ Autopsy
		fluoxetine	3	3					fluoxetine	870 ng/mL In Blood (unspecified) @ Autopsy
192h	49 y M	hydrofluoric acid	1	1	A	Ingst	Int-S	2		
		ethanol	2	2						
193pha	49 y M	disinfectant (isopropanol/pine oil)	1	1	A	Ingst	Unt-G	2		
		morphine	2	2					morphine	0.09 mg/L In Blood (unspecified) @ Autopsy
194h	50 y M	cleaner (anionic/nonionic)	1	1	A	Ingst	Unk	3		
		disinfectant (phenol)	2	2						
195	52 y M	drain cleaner (sulfuric acid)	1	1	A	Ingst	Int-S	1		
196	52 y M	enzyme detergents	1	1	A	Ingst	Int-S	1		
		ethylene glycol (antifreeze)	2	2						
197h	56 y M	hydrofluoric acid	1	1	A	Ingst	Int-S	2		
198ha	61 y F	cleaner (household)	1	1	U	Ingst	Int-S	2		
[199ph]	63 y M	hypochlorite	1	1	A	Par	Unt-T	2		
200	65 y F	cleaner (anionic/nonionic)	1	1	A	Ingst	Int-S	3		
201p	71 y F	drain cleaner (alkali)	1	1	A	Inhal	Unt-E	3		
		chlorine gas	2	2						
202h	81 y F	drain cleaner (alkali)	1	1	A	Ingst	Unt-G	2		
203a	86 y M	drain cleaner (alkali)	1	1	A	Ingst	Unt-G	1		
204h	87 y F	hypochlorite	1	1	A	Ingst	Int-S	1		
205	90 y M	chlorhexidine	1	1	A	Ingst	Unt-G	2		

(Continued)

**Table 21.** Listing of Fatal Nonpharmaceutical and Pharmaceutical Exposures.

Annual Report ID	Age	Substances	Substance Rank	Cause Rank	Chronicity	Route	Reason	RCF	Analyte	Blood Concentration @ Time
[206ha]	7 m M	laundry detergent (pod)	1	1	A	Ingst	Unt-G	1		
207	40 + y M	cleaner (household)	1	1	A	Inhal	Int-A	2		
208p	Unknown age U	hydrogen sulfide *	1	1	A	Inhal	Int-S	2		
		toilet bowl cleaner (acid) *	2	1						
		sulfur	3	2						
See Also case 101, 147, 366										
<b>Foreign Bodies/Toys/Miscellaneous</b>										
[209pha]	19 m F	magnets	1	1	A	Ingst	Unk	1		
		carbaryl	2	2						
<b>Fumes/Gases/Vapors</b>										
210pa	1 y F	smoke	1	1	A	Inhal	Unt-E	1	carboxyhemoglobin	60 % In Blood (unspecified) @ Autopsy
211pa	2 y M	smoke	1	1	A	Inhal	Unt-E	1	carboxyhemoglobin	60 % In Blood (unspecified) @ Autopsy
212pa	3 y F	smoke	1	1	A	Inhal	Unt-E	1	carboxyhemoglobin	54 % In Blood (unspecified) @ Autopsy
213ai	3 y F	smoke	1	1	A	Inhal	Unt-E	2		
		carbon monoxide	2	2						
214pa	3 y M	smoke	1	1	A	Inhal	Unt-E	1	carboxyhemoglobin	23 % In Blood (unspecified) @ Autopsy
215ai	4 y F	smoke	1	1	A	Inhal	Unt-E	2		
		carbon monoxide	2	2						
216pa	4 y M	smoke	1	1	A	Inhal	Unt-E	1	carboxyhemoglobin	60 % In Blood (unspecified) @ Autopsy
217pa	5 y M	smoke	1	1	A	Inhal	Unt-E	1	carboxyhemoglobin	60 % In Blood (unspecified) @ Autopsy
218ai	6 y F	smoke	1	1	A	Inhal	Unt-E	2		
		carbon monoxide	2	2						
219pa	6 y F	smoke	1	1	A	Inhal	Unt-E	1	carboxyhemoglobin	60 % In Blood (unspecified) @ Autopsy
220ai	8 y F	smoke	1	1	A	Inhal	Unt-E	2		
		carbon monoxide	2	2						
221pi	8 y M	smoke	1	1	A	Inhal	Unt-E	1		
222pi	9 y F	smoke	1	1	A	Inhal	Unt-E	1		
223ai	10 y F	smoke	1	1	A	Inhal	Unt-E	2		
		carbon monoxide	2	2						
[224pa]	11 y M	carbon monoxide	1	1	A	Inhal	Unt-E	1	carboxyhemoglobin	50 % In Blood (unspecified) @ Autopsy
225pa	11 y M	smoke	1	1	A	Inhal	Unt-E	1	carboxyhemoglobin	60 % In Blood (unspecified) @ Autopsy
226p	12 y M				A	Inhal	Unt-E	1		

(Continued)

**Table 21.** Listing of Fatal Nonpharmaceutical and Pharmaceutical Exposures.

Annual Report ID	Age	Substances	Substance Rank	Cause Rank	Chronicity	Route	Reason	RCF	Analyte	Blood Concentration @ Time
227pha	16 y F	carbon monoxide	1	1	A	Inhal	Unt-E	1	carboxyhemoglobin	48.7 % In Blood (unspecified) @ 30 m (pe)
		carbon monoxide	1	1						
228ai	16 y M	smoke	2	2	A	Ingst+ Inhal	Int-S	2		
		carbon monoxide	1	1						
229pha	20 y F	citalopram	2	2	A	Inhal	Unt-E	1	carboxyhemoglobin	60 % In Blood (unspecified) @ Unknown
		smoke	1	1						
230pha	21 y M	carbon monoxide	2	2	A	Inhal	Unt-E	1	carboxyhemoglobin	58 % In Blood (unspecified) @ Unknown
		smoke	1	1						
231p	21 y M	carbon monoxide	2	2	A	Inhal	Int-S	1		
232ai	22 y F	helium	1	1	A	Ingst+ Inhal	Int-S	2		
233pa	23 y M	carbon monoxide	1	1	A	Inhal	Unt-E	1	carboxyhemoglobin	60 % In Blood (unspecified) @ Autopsy
		diphenhydramine	2	2						
		ethanol	3	3						
		smoke	1	1						
		ethanol	2	2					ethanol	180 mg/dL In Blood (unspecified) @ Autopsy
234pi	23 y M	carbon monoxide	1	1	A	Inhal	Unt-E	1		
235	24 y F	carbon monoxide	1	1	A	Ingst	Unt-E	1	carboxyhemoglobin	50 % In Whole Blood @ Unknown
		carbon monoxide	1	1						
		carbon monoxide	2	2						
		ketamine	3	3						
236ai	24 y F	methamphetamine	4	4	U	Inhal	Int-S	2		
		hydrogen sulfide	1	1						
237p	24 y M	hydrogen sulfide	1	1	A	Inhal	Unt-O	1		
238ai	25 y M	hydrogen sulfide	1	1	A	Inhal	Unt-O	2		
		smoke	1	1						
239pa	26 y M	carbon monoxide	2	2	A	Ingst	Int-S	1	thiosulfate	160 mcg/mL In Plasma @ 10 m (pe)
		hydrogen sulfide	1	1						
240ph	26 y M	glyphosate	2	2	A	Ingst+ Inhal	Unk	1	methemoglobin	11 % In Blood (unspecified) @ Unknown
		carbon monoxide	1	1						
		carbon monoxide	1	1						
		carboxyhemoglobin								
241p	27 y F	smoke	2	2	A	Inhal	Unt-E	1		
		ethanol	3	3						
		marijuana	4	4						
		carbon monoxide *	1	1						
242ph	27 y M	cyanide *	2	1	A	Inhal	Unt-G	3		
		carbon monoxide	1	1						
243	28 y F	carbon monoxide	1	1	A	Ingst+ Inhal	Int-S	1	carboxyhemoglobin	20.6 % In Whole Blood @ Unknown
		acetaminophen/ hydrocodone	2	2						
		alprazolam	3	3						

(Continued)

**Table 21.** Listing of Fatal Nonpharmaceutical and Pharmaceutical Exposures.

Annual Report ID	Age	Substances	Substance Rank	Cause Rank	Chronicity	Route	Reason	RCF	Analyte	Blood Concentration @ Time
244pai	28 y F	carbon monoxide	1	1	A	Inhal	Unt-E	1	carboxyhemoglobin	45 % In Whole Blood @ Unknown
		smoke	2	2					caffeine	1 Other (see abst) In Blood (unspecified) @ Autopsy
		caffeine	3	3						
		caffeine	3	3					caffeine	1 Other (see abst) In Urine (quantitative only) @ Autopsy
		cotinine	4	4					sertraline	0.13 mcg/mL In Blood (unspecified) @ Autopsy
		sertraline	5	5						
		sertraline	5	5					norsertaline	1 Other (see abst) In Blood (unspecified) @ Autopsy
		sertraline	5	5					sertraline	1 Other (see abst) In Urine (quantitative only) @ Autopsy
		lidocaine	6	6					amitriptyline	1 Other (see abst) In Urine (quantitative only) @ Autopsy
		amitriptyline	7	7						
metoprolol	8	8	metoprolol	1 Other (see abst) In Urine (quantitative only) @ Autopsy						
245pi	30 y M	carbon monoxide	1	1	A	Inhal	Unt-E	1		
246pi	30 y M	carbon monoxide	1	1	A	Inhal	Unt-E	1		
247ai	32 y F	smoke	1	1	A	Inhal	Oth-M	2		
		carbon monoxide	2	2						
248pha	33 y M	hydrogen sulfide	1	1	A	Inhal	Unk	1	thiosulfate	6.1 mg/L In Plasma @ Autopsy
		carbon monoxide	1	1						
249p	34 y M	carbon monoxide	1	1	A	Inhal	Unt-E	1		
		smoke	2	2						
250p	34 y F	smoke	1	1	A	Inhal	Int-S	1		
		carbon monoxide	1	1						
251ai	35 y M	smoke	1	1	A	Ingst+ Inhal	Unt-E	2		
		carbon monoxide	2	2						
		ethanol (non-beverage)	3	3						
		diphenhydramine	4	4						
		carbon monoxide	1	1						
252pi	35 y M	carbon monoxide	1	1	A	Inhal	Unt-E	1		
253ai	37 y M	smoke	1	1	A	Ingst+ Inhal	Unt-E	2		
		carbon monoxide	2	2						
		oxycodone	3	3						
		alprazolam	4	4						
		fluoxetine	5	5						
		hydrocodone	6	6						
		acetaminophen	7	7						
		ethanol	8	8						
254pi	37 y F	carbon monoxide	1	1	A	Inhal	Int-S	2		
255ph	37 y M	carbon monoxide	1	1	A	Inhal	Unt-E	1	carboxyhemoglobin	53 % In Blood (unspecified) @ 5 m (pe)
		carbon monoxide	1	1						
256ph	40 y M	carbon monoxide	1	1	A	Inhal	Int-S	2		

(Continued)

**Table 21.** Listing of Fatal Nonpharmaceutical and Pharmaceutical Exposures.

Annual Report ID	Age	Substances	Substance Rank	Cause Rank	Chronicity	Route	Reason	RCF	Analyte	Blood Concentration @ Time
257ai	41 y M				A	Ingst+ Inhal+ Derm	Unt-E	2		
		carbon monoxide	1	1						
		fentanyl (transdermal)	2	2						
		diphenhydramine	3	3						
		oxycodone	4	4						
		acetaminophen	5	5						
258p	43 y F	hydrogen sulfide	1	1	A	Ingst+ Inhal	Int-S	1		
259p	44 y M	smoke	1	1	A	Inhal	Unt-E	3		
260pi	44 y M	carbon monoxide	1	1	A	Inhal	Unt-E	1		
261p	45 y M	carbon monoxide	1	1	A	Inhal	Unt-E	1		
262p	45 y F	smoke	1	1	A	Inhal	Unt-E	1	carboxyhemoglobin	28 mg/dL In Blood (unspecified) @ Unknown
263pi	47 y F	carbon monoxide	1	1	A	Inhal	Unt-E	1		
264ai	47 y M	carbon monoxide	1	1	A	Inhal	Unt-E	2		
265p	47 y M	helium	1	1	A	Ingst+ Inhal	Int-S	1		
		ethanol	2	2						
266	47 y M	ethylene	1	1	A	Inhal+ Derm	Unt-O	3		
267hai	47 y M	carbon monoxide	1	1	A	Ingst+ Inhal	Int-S	1	carboxyhemoglobin	0 Other (see abst) In Whole Blood @ 24 h (pe)
		amitriptyline	2	2					amitriptyline	0 Other (see abst) In Whole Blood @ Unknown
		amitriptyline	2	2					nortriptyline	0 Other (see abst) In Whole Blood @ Unknown
		ethylene glycol (antifreeze)	3	3					ethylene glycol	11 mg/dL In Whole Blood @ Unknown
		cocaine	4	4					cocaine	0 Other (see abst) In Whole Blood @ Unknown
		cocaine	4	4					benzoylecognine	1 Other (see abst) In Whole Blood @ Unknown
		marijuana	5	5						
268ai	48 y M	smoke	1	1	A	Inhal+ Unk	Oth-M	2		
		carbon monoxide	2	2						
		cocaine	3	3						
		diphenhydramine	4	4						
269	49 y M	carbon monoxide	1	1	A	Inhal	Unt-E	1		
		smoke	2	2						
270ai	49 y M	carbon monoxide	1	1	A	Ingst+ Inhal	Int-S	2		
		diphenhydramine	2	2						
		ethanol	3	3						
271a	49 y M	smoke	1	1	U	Inhal	Unt-E	1	carboxyhemoglobin	60 % In Blood (unspecified) @ Unknown
		smoke	1	1					carboxyhemoglobin	8.3 % In Blood (unspecified) @ Unknown
		cyanide	2	2						
272ai	49 y M	smoke	1	1	A	Ingst+ Inhal	Unt-E	2		
		ethanol	2	2						

(Continued)

**Table 21.** Listing of Fatal Nonpharmaceutical and Pharmaceutical Exposures.

Annual Report ID	Age	Substances	Substance Rank	Cause Rank	Chronicity	Route	Reason	RCF	Analyte	Blood Concentration @ Time
273ai	49 y M	smoke	1	1	A	Ingst+ Inhal	Oth-M	2		
		carbon monoxide	2	2						
		tramadol	3	3						
		cocaine	4	4						
274pi	50 y M	carbon monoxide	1	1	A	Inhal	Unt-E	1		
275ai	50 y F				A	Ingst+ Inhal+ Unk	Unt-E	2		
		smoke	1	1						
		carbon monoxide	2	2						
		cocaine	3	3						
		morphine	4	4						
		ethanol	5	5						
276ai	51 y M				A	Ingst+ Inhal	Unt-E	2		
		smoke	1	1						
		carbon monoxide	2	2						
		ethanol	3	3						
277ai	51 y M	carbon monoxide	1	1	A	Inhal	Int-S	2		
278pha	51 y M	carbon monoxide	1	1	A	Inhal	Unt-O	1	carboxyhemoglobin	60 % In Blood (unspecified) @ Autopsy
		freon	2	2						
279pa	51 y M	smoke	1	1	A	Inhal	Int-S	1	carboxyhemoglobin	60 % In Blood (unspecified) @ Autopsy
280ai	52 y M				A	Ingst+ Inhal	Unt-E	2		
		carbon monoxide	1	1						
		sertraline	2	2						
		tramadol	3	3						
		trazodone	4	4						
		diphenhydramine	5	5						
		promethazine	6	6						
281ph	52 y F	smoke	1	1	A	Ingst+ Inhal	Unt-E	2	carboxyhemoglobin	0.2 % In Blood (unspecified) @ 13 h (pe)
		smoke	1	1					carboxyhemoglobin	34.9 % In Blood (unspecified) @ 15 m (pe)
		smoke	1	1					carboxyhemoglobin	4 % In Blood (unspecified) @ 3 h (pe)
		ethanol	2	2					ethanol	319 mg/dL In Blood (unspecified) @ 15 m (pe)
282ai	53 y M	cyanide	3	3	A	Ingst+ Inhal	Int-S	2		
		carbon monoxide	1	1						
		clonazepam	2	2						
		fluoxetine	3	3						
		diphenhydramine	4	4						
		doxylamine	5	5						
[283pha]	53 y M	hydrogen sulfide	1	1	A	Inhal	Unt-G	1		
284	54 y M	carbon monoxide	1	1	A	Inhal	Unt-E	1		
285ai	55 y M				A	Ingst+ Inhal	Unt-E	2		
		smoke	1	1						
		carbon monoxide	2	2						
		ethanol (non-beverage)	3	3						
		diphenhydramine	4	4						
286ai	56 y M				A	Ingst+ Inhal	Unt-E	2		
		carbon monoxide	1	1						
		diphenhydramine	2	2						
287ai	56 y F				A	Ingst+ Inhal	Unt-E	2		
		smoke	1	1						
		carbon monoxide	2	2						
		diphenhydramine	3	3						

(Continued)



**Table 21.** Listing of Fatal Nonpharmaceutical and Pharmaceutical Exposures.

Annual Report ID	Age	Substances	Substance Rank	Cause Rank	Chronicity	Route	Reason	RCF	Analyte	Blood Concentration @ Time
288ph	56 y M	ethanol	4	4						
289pa	57 y F	carbon monoxide	1	1	A	Inhal	Unt-E	3		
		smoke	1	1	A	Inhal	Oth-M	1	carboxyhemoglobin	60 % In Blood (unspecified) @ Autopsy
290ai	57 y F	smoke	1	1	A	Ingst+ Inhal	Unt-E	2		
		carbon monoxide	2	2						
		sertraline	3	3						
291pa	57 y M	smoke	1	1	A	Inhal	Unt-E	1	carboxyhemoglobin	60 % In Blood (unspecified) @ Autopsy
292ph	58 y F	carbon monoxide	1	1	A	Inhal	Unt-E	1		
		cyanide	2	2						
293p	58 y M	hydrogen sulfide	1	1	A	Inhal	Unt-O	1		
294ai	59 y F	smoke	1	1	A	Ingst+ Inhal	Unt-E	2		
		ethanol (non-beverage)	2	2						
		quinine	3	3						
295p	59 y F	smoke	1	1	A	Inhal	Unt-E	2		
296ai	59 y F	helium	1	1	U	Inhal	Int-S	2		
297ai	59 y M	smoke	1	1	A	Ingst+ Inhal	Unt-E	2		
		carbon monoxide	2	2						
		ethanol	3	3						
298ai	59 y F	smoke	1	1	A	Inhal	Unt-E	2		
		carbon monoxide	2	2						
299ai	60 y M	carbon monoxide	1	1	A	Inhal	Unt-E	2		
300ph	60 y M	carbon monoxide	1	1	C	Inhal	Unt-E	3	carboxyhemoglobin	13.9 % In Blood (unspecified) @ 15 m (pe)
301p	63 y M	carbon monoxide	1	1	A	Ingst+ Inhal	Int-S	2	carboxyhemoglobin	10 % In Blood (unspecified) @ Unknown
		doxepin	2	2						
		citalopram	3	3						
		buspirone	4	4						
		gabapentin	5	5						
		ethanol	6	6					ethanol	353 mg/dL In Blood (unspecified) @ Unknown
		salicylate	7	7					salicylate	3 mg/dL In Serum @ Unknown
302pa	63 y F	smoke	1	1	A	Inhal	Unt-E	1	carboxyhemoglobin	60 % In Blood (unspecified) @ Autopsy
303a	63 y M	carbon monoxide	1	1	A	Ingst+ Inhal	Int-S	1	carboxyhemoglobin	42 % In Blood (unspecified) @ 1 h (pe)
304h	64 y M	chloramine gas	1	1	A	Inhal	Int-S	1		
305ai	66 y F	smoke	1	1	A	Inhal	Unt-E	2		
		carbon monoxide	2	2						
306ai	66 y M	smoke	1	1	A	Ingst+ Inhal	Unt-E	2		
		carbon monoxide	2	2						
		trazodone	3	3						

(Continued)

**Table 21.** Listing of Fatal Nonpharmaceutical and Pharmaceutical Exposures.

Annual Report ID	Age	Substances	Substance Rank	Cause Rank	Chronicity	Route	Reason	RCF	Analyte	Blood Concentration @ Time
307ai	67 y M	helium	1	1	A	Ingst+ Inhal	Int-S	2		
		zolpidem	2	2						
308	68 y M	carbon monoxide	1	1	A	Inhal	Unt-E	1		
309p	68 y F	smoke	1	1	A	Inhal	Oth-M	2		
310ai	70 y F	smoke	1	1	A	Inhal	Unt-E	2		
		carbon dioxide	2	2						
		acetaminophen	3	3						
311ai	70 y M	smoke	1	1	A	Ingst+ Inhal	Unt-E	2		
		carbon monoxide	2	2						
		diltiazem	3	3						
		bupropion	4	4						
312ai	70 y M	smoke	1	1	A	Ingst+ Inhal	Unt-E	2		
		carbon monoxide	2	2						
		trazodone	3	3						
		zolpidem	4	4						
		fluoxetine	5	5						
313	71 y F	carbon monoxide	1	1	A	Inhal	Unt-E	1	carboxyhemoglobin	4.9 % In Blood (unspecified) @ Unknown
314pha	71 y M	carbon monoxide	1	1	A	Inhal	Unt-E	2		
315pa	72 y M	smoke	1	1	A	Ingst+ Inhal	Unt-E	1	carboxyhemoglobin	60 % In Blood (unspecified) @ Autopsy
		ethanol	2	2					ethanol	40 mg/dL In Blood (unspecified) @ Autopsy
[316pa]	72 y F	carbon monoxide	1	1	A	Inhal	Unt-E	1	carboxyhemoglobin	60 % In Blood (unspecified) @ Autopsy
317	73 y F	smoke	1	1	A	Inhal	Unt-E	1		
[318pa]	73 y M	carbon monoxide	1	1	A	Inhal	Unt-E	1	carboxyhemoglobin	60 % In Blood (unspecified) @ Autopsy
319pha	74 y F	smoke	1	1	A	Inhal	Unt-E	1	carboxyhemoglobin	12.7 mmol/L In Blood (unspecified) @ 5.5 h (pe)
		smoke	1	1					carboxyhemoglobin	19.6 mmol/L In Blood (unspecified) @ 1 h (pe)
		smoke	1	1					carboxyhemoglobin	63 mmol/L In Blood (unspecified) @ 0.5 h (pe)
		smoke	1	1					carboxyhemoglobin	9.3 mmol/L In Blood (unspecified) @ 1.75 h (pe)
320pa	74 y F	smoke	1	1	A	Inhal	Unt-E	1	carboxyhemoglobin	60 % In Blood (unspecified) @ Autopsy
321ai	75 y M	carbon monoxide	1	1	A	Ingst+ Inhal	Unt-E	2		
		verapamil	2	2						
322	76 y M	carbon monoxide	1	1	A	Inhal	Int-S	1	carboxyhemoglobin	33 % In Blood (unspecified) @ 1 h (pe)
323pa	78 y M	smoke	1	1	A	Inhal	Oth-M	1	carboxyhemoglobin	26 % In Blood (unspecified) @ Autopsy

(Continued)

**Table 21.** Listing of Fatal Nonpharmaceutical and Pharmaceutical Exposures.

Annual Report ID	Age	Substances	Substance Rank	Cause Rank	Chronicity	Route	Reason	RCF	Analyte	Blood Concentration @ Time
324p	81 y M				A	Inhal+ Derm	Unt-E	1		
		carbon monoxide	1	1					carboxyhemoglobin	39.7 % In Blood (unspecified) @ 5 m (pe)
325ha	83 y F	smoke	2	2	A	Inhal	Unt-E	1	carboxyhemoglobin	12.7 % In Blood (unspecified) @ 5 m (pe)
		smoke	1	1						
326ph	83 y F	hyperthermia	2	2	A	Inhal	Unt-E	3		
		carbon monoxide	1	1						
327	86 y F				C	Ingst+ Inhal+ Derm	Unk	2		
		natural gas substance (non-drug), unknown	1	1						
			2	2						
328ph	88 y M	carbon monoxide	1	1	A	Inhal	Unt-E	1	carboxyhemoglobin	63 % In Blood (unspecified) @ Unknown
329ai	89 y M	smoke	1	1	A	Inhal	Unt-E	2		
		carbon monoxide	2	2						
330ph	94 y F	smoke	1	1	A	Inhal	Unt-E	1		
		carbon monoxide	2	2					carboxyhemoglobin	40 % In Blood (unspecified) @ 1 h (pe)
331p	99 y F	smoke	1	1	A	Inhal	Unt-E	2		
332ph	18 m M	smoke	1	1	A	Inhal	Unt-E	1	carboxyhemoglobin	3.1 % In Serum @ Unknown
333pi	30 + y F	hydrogen sulfide	1	1	A	Inhal	Int-S	1		
334	60 + y M	smoke	1	1	A	Inhal	Unt-E	1		
335ph	80 + y F	carbon monoxide	1	1	A	Inhal	Int-S	1	carboxyhemoglobin	52 % In Whole Blood @ 30 m (pe)
336p	Unknown adult (>= 20 yrs) M	hydrogen sulfide	1	1	A	Inhal	Int-S	1		
337pi	Unknown adult (>= 20 yrs) M	hydrogen sulfide	1	1	A	Inhal	Int-S	1		
338pi	Unknown adult (>= 20 yrs) F	carbon monoxide	1	1	A/C	Inhal	Unt-E	1		
339p	Unknown adult (>= 20 yrs) M	hydrogen sulfide	1	1	A	Inhal	Unt-E	1		
340pa	Unknown age F	carbon monoxide	1	1	A	Inhal+ Unk	Unk	1		
		Food (pork)	2	2						
See Also case 117, 201, 208, 1238, 1589										
<b>Heavy Metals</b>										
341h	24 y M	potassium chromate	1	1	A	Ingst	Int-S	2		
[342h]	73 y M	lead	1	1	U	Ingst	Int-A	1		
		ethanol	2	2						

(Continued)

**Table 21.** Listing of Fatal Nonpharmaceutical and Pharmaceutical Exposures.

Annual Report ID	Age	Substances	Substance Rank	Cause Rank	Chronicity	Route	Reason	RCF	Analyte	Blood Concentration @ Time
343h	83 y F				A	Ingst	Oth-M	3		
		arsenic *	2	1						
		carvedilol *	1	1						
See Also case 180, 1887										
<b>Hydrocarbons</b>										
344p	12 y F				A	Inhal	Int-A	2		
		freon	1	1						
345p	18 y F				A	Inhal	Int-A	3		
		freon	1	1						
346ph	21 y F				A	Inhal+ Unk	Int-A	3		
		freon	1	1						
		methamphetamine	2	2						
347pa	22 y M				A	Ingst+ Inhal	Int-A	1		
		freon	1	1					1,1-difluoroethane	91 mg/L In Blood (unspecified) @ Autopsy
		alprazolam	2	2					alprazolam	0.03 mg/L In Blood (unspecified) @ Autopsy
		oxycodone	3	3					oxycodone	0.043 mg/L In Blood (unspecified) @ Autopsy
		dextromethorphan	4	4					dextromethorphan	0.74 mg/L In Blood (unspecified) @ Autopsy
		dextromethorphan	4	4					dextromethorphan	10 mg/kg In Liver @ Autopsy
		diphenhydramine	5	5					diphenhydramine	0.39 mg/L In Blood (unspecified) @ Autopsy
		diphenhydramine	5	5					diphenhydramine	6.2 mg/kg In Liver @ Autopsy
348p	22 y F				A	Inhal	Int-A	2		
		freon	1	1						
349p	27 y M				A	Ingst+ Inhal	Int-U	1		
		freon	1	1						
		opioid	2	2						
350ai	28 y F				U	Inhal	Int-A	2		
		freon	1	1						
351ai	28 y M				U	Inhal	Int-A	2		
		freon	1	1						
352	31 y F				A	Inhal	Int-A	1		
		freon	1	1						
353ph	32 y F				U	Inhal	Int-A	2		
		freon	1	1						
354p	33 y F				A	Inhal	Int-A	2		
		freon	1	1						
[355ha]	33 y M				C	Inhal	Int-A	1		
		freon	1	1						
356p	33 y F				A	Inhal	Int-A	1		
		freon	1	1						
357pa	34 y F				A	Inhal	Int-A	1		
		freon	1	1						
		alprazolam	2	2					alprazolam	0.033 mg/L In Blood (unspecified) @ Autopsy
		dextromethorphan	3	3					dextromethorphan	0.06 mg/L In Blood (unspecified) @ Autopsy
		diphenhydramine	4	4					diphenhydramine	0.08 mg/L In Blood (unspecified) @ Autopsy
		doxylamine	5	5					doxylamine	0.1 mg/L In Blood (unspecified) @ Autopsy
		fluoxetine	6	6					fluoxetine	0.09 mg/L In Blood (unspecified) @ Autopsy
358ai	34 y F				A	Ingst+ Inhal	Int-A	2		
		freon	1	1						
		doxylamine	2	2						
		fluoxetine	3	3						

(Continued)

**Table 21.** Listing of Fatal Nonpharmaceutical and Pharmaceutical Exposures.

Annual Report ID	Age	Substances	Substance Rank	Cause Rank	Chronicity	Route	Reason	RCF	Analyte	Blood Concentration @ Time
		diphenhydramine	4	4						
		alprazolam	5	5						
		dextromethorphan	6	6						
		methadone	7	7						
		hydrocodone	8	8						
		trazodone	9	9						
		acetaminophen	10	10						
359pa	36 y F	freon	1	1	A	Inhal	Int-U	1	1,1-difluoroethane	21 mcg/mL In Blood (unspecified) @ Unknown
360ph	40 y M	freon	1	1	A	Inhal	Int-A	2		
361pa	40 y M	freon	1	1	A	Inhal	Int-A	1		
362ai	42 y F	freon	1	1	A	Ingst+ Inhal	Int-A	2		
		oxycodone	2	2						
		trazodone	3	3						
		diphenhydramine	4	4						
363ai	52 y F				U	Inhal	Int-A	2		
364pai	55 y F	toluene	1	1	U	Inhal	Int-A	2		
365a	56 y M				A	Ingst+ Aspir+ Derm	Int-S	3		
366	58 y M	mineral spirits	1	1	A	Ingst+ Aspir	Unt-G	2		
		lamp oil	1	1						
		Glacleaner (household)	2	2						
[367ph]	15 m M	lamp oil	1	1	A	Ingst	Unt-G	2		
[368]	17 m M	gasoline	1	1	A	Ingst+ Aspir	Unt-G	1		
See Also case 278, 533										
<b>Industrial Cleaners</b>										
[369]	2 y M				A	Ingst	Unt-G	1		
370	88 y M	hydrofluoric acid	1	1	A	Ingst	Int-S	1		
		cleaner (acid)	1	1						
<b>Infectious and Toxin-Mediated Diseases</b>										
371pa	57 y M				U	Ingst	Unt-F	1		
		Salmonella (food borne)	1	1						
		Staphylococcus (food borne)	2	2						
<b>Other/Unknown Nondrug Substances</b>										
372pa	18 y F				A/C	Ingst	Int-S	3		
		substance (non-drug), unknown	1	1					oxycodone (total)	63 ng/mL In Blood (unspecified) @ Autopsy
		substance (non-drug), unknown	1	1					methanol	9.5 mg/dL In Blood (unspecified) @ Autopsy
373p	26 y M				A	Ingst	Int-S	2		
		nondrug, unknown	1	1						
See Also case 156, 325, 327, 493, 1290, 1402, 1996										
<b>Paints and Stripping Agents</b>										
374ph	50 y M				A	Inhal	Unt-O	2		
		methylene chloride	1	1					carboxyhemoglobin	5.8 % In Blood (unspecified) @ 1 h (pe)
375h	58 y M				A/C	Ingst	Int-U	2		
		varnishes and lacquers	1	1						
		antipsychotic (atypical)	2	2						
		mirtazapine	3	3						
See Also case 2104										

(Continued)

**Table 21.** Listing of Fatal Nonpharmaceutical and Pharmaceutical Exposures.

Annual Report ID	Age	Substances	Substance Rank	Cause Rank	Chronicity	Route	Reason	RCF	Analyte	Blood Concentration @ Time
<b>Pesticides</b>										
376	19 y M	aldicarb	1	1	A	Ingst	Int-S	1		
[377h]	19 y M	dinitrophenol	1	1	A	Ingst	AR-D	1		
378h	25 y M	phosphine	1	1	A	Ingst	Int-U	1		
379ha	25 y M	paraquat	1	1	A	Ingst	Int-S	1		
[380a]	28 y M	dinitrophenol	1	1	A/C	Ingst	Int-S	2		
		diphenhydramine	2	2					diphenhydramine	0.058 mcg/mL In Blood (unspecified) @ Unknown
381h	32 y M	brodifacoum	1	1	A	Ingst	Int-S	1		
		salicylate	2	2					salicylate	50.4 mg/dL In Blood (unspecified) @ Unknown
		acetaminophen	3	3					acetaminophen	10 mcg/mL In Blood (unspecified) @ Unknown
382	34 y M	brodifacoum	1	1	A	Ingst	Int-S	1		
383i	35 y M	paraquat	1	1	A	Ingst	Int-S	1		
[384ph]	37 y M	DEET (insect repellent)	1	1	A	Ingst	Unt-G	1		
385h	38 y M	2,4-dichlorophenoxyacetic acid (2,4-D)	1	1	A	Ingst	Int-S	1		
386	45 y M	paraquat	1	1	A	Ingst	Oth-M	1		
387p	48 y M	organophosphate malathion	1 2	1 2	A	Ingst	Int-S	1		
388	48 y M	diquat	1	1	A	Ingst	Int-S	2		
[389ha]	49 y M	malathion	1	1	A	Ingst	Int-S	1		
390	50 y F	zinc phosphide	1	1	A	Ingst	Int-S	1		
		ethanol	2	2						
391ha	50 y M	glyphosate	1	1	A	Ingst	Int-S	2		
392p	51 y M	methomyl	1	1	A	Ingst	Int-S	1		
393p	53 y M	borate	1	1	A	Ingst	Unk	2		
		oxycodone	2	2						
		opioid	3	3						
		benzodiazepine	4	4						
		acetaminophen	5	5						
394	60 y M	glyphosate	1	1	A	Ingst	Int-S	3		
[395ha]	66 y M	paraquat	1	1	A	Ingst	Unt-M	1		
[396ph]	69 y M	carbaryl	1	1	A/C	Ingst	Int-S	2		
[397]	70 y F	paraquat	1	1	A	Ingst	Unt-M	1		
398h	75 y M	organophosphate	1	1	A	Ingst	Int-S	1		
See Also case 156, 209, 239, 1394										
<b>Plants</b>										
399p	28 y F	Pinus genus	1	1	A	Ingst	Int-M	2		
[400ph]	36 y M	Mitragyna	1	1	U	Ingst	Int-A	2		
		paroxetine	2	2						
		lamotrigine	3	3						
[401h]	74 y M				A	Ingst	Int-S	2		

(Continued)

**Table 21.** Listing of Fatal Nonpharmaceutical and Pharmaceutical Exposures.

Annual Report ID	Age	Substances	Substance Rank	Cause Rank	Chronicity	Route	Reason	RCF	Analyte	Blood Concentration @ Time
		cardiac glycoside	1	1					digoxin	1.9 ng/mL In Blood (unspecified) @ 17 h (pe)
		cardiac glycoside	1	1					digoxin	2.01 ng/mL In Blood (unspecified) @ 9 h (pe)
		cardiac glycoside	1	1					digoxin	3.23 ng/mL In Blood (unspecified) @ 6 h (pe)
See Also case 1031										
<b>Weapons of Mass Destruction</b>										
402p	22 y M	non-powder, unknown	1	1	A	Ingst	Int-U	3		
		diphenhydramine	2	2					diphenhydramine	1100 ng/mL In Blood (unspecified) @ Autopsy
See Also case 149, 1997										
<b>Pharmaceutical Exposures</b>										
<b>Analgesics</b>										
403ai	4 y F				A	Ingst	Unt-G	2		
		hydromorphone	1	1						
		lorazepam	2	2						
		diphenhydramine	3	3						
		acetaminophen	4	4						
[404pa]	5 y F	buprenorphine/ naloxone (sublingual)	1	1	A	Ingst	Unt-G	1	buprenorphine	2.5 ng/mL In Blood (unspecified) @ Autopsy
405ph	12 y F	methadone	1	1	A	Ingst	Int-S	1		
406pa	13 y M	methadone	1	1	A	Ingst	Int-A	1	methadone	0.36 mcg/mL In Blood (unspecified) @ Autopsy
		acetaminophen/ hydrocodone	2	2						
		ethanol	3	3					ethanol	52.8 mg/dL In Blood (unspecified) @ 10 m (pe)
407pa	14 y M	buprenorphine	1	1	A	Ingst	Unt-T	1	buprenorphine	240 Other (see abst) In Liver @ Autopsy
		buprenorphine	1	1					buprenorphine	4.3 ng/mL In Blood (unspecified) @ Autopsy
		alprazolam	2	2					alprazolam	0.03 mg/L In Blood (unspecified) @ Autopsy
		gabapentin	3	3					gabapentin	34 mg/L In Blood (unspecified) @ Autopsy
		ethanol	4	4						
		amphetamine	5	5					amphetamine	0.12 mg/L In Blood (unspecified) @ Autopsy
408pa	15 y M	methadone	1	1	A	Unk	Int-A	1	methadone	0.28 mcg/mL In Blood (unspecified) @ Autopsy
		acetaminophen/ hydrocodone	2	2						
409	15 y F	acetaminophen	1	1	A	Ingst	Int-S	1		
410a	16 y F	acetaminophen	1	1	A	Ingst	Int-S	1	acetaminophen	180 mcg/mL In Serum @ 10 h (pe)
411pa	16 y M	morphine	1	1	A	Ingst	Unk	2	morphine (free)	0.08 mcg/mL In Whole Blood @ Autopsy
412ph	17 y M	oxycodone	1	1	A	Ingst	Int-S	2		
		codeine	2	2						

(Continued)

**Table 21.** Listing of Fatal Nonpharmaceutical and Pharmaceutical Exposures.

Annual Report ID	Age	Substances	Substance Rank	Cause Rank	Chronicity	Route	Reason	RCF	Analyte	Blood Concentration @ Time
413ph	17 y M	dextromethorphan	3	3	A	Ingst	Int-S	1		
		chlorpheniramine	4	4						
		oxycodone	1	1						
		oxycodone	1	1						
414ai	17 y M	oxycodone	1	1	U	Ingst	Int-A	2		1340 ng/mL In Urine (quantitative only) @ 1.5 h (pe)
		oxycodone	1	1						200 ng/mL In Serum @ 1.5 h (pe)
415ai	17 y M	fentanyl	1	1	A	Unk	Int-A	2		
		methadone	1	1						
416ha	17 y F	cyclic antidepressant, unknown	2	2	A	Ingst	Int-S	1		850 ng/mL In Urine (quantitative only) @ 1.5 h (pe)
		acetaminophen	1	1	A/C	Ingst	Int-S	2		
417h	17 y F	acetaminophen/ hydrocodone	2	2						
		salicylate	3	3						
418	18 y M	salicylate	1	1	A	Ingst	Int-S	1		
419ph	18 y M	diphenhydramine	2	2	A	Ingst	Int-A	2		
		acetaminophen/ hydrocodone	1	1					acetaminophen	36 mcg/mL In Blood (unspecified) @ 1 h (pe)
420pha	18 y F	cyclobenzaprine	2	2	U	Unk	Int-A	1		
		alprazolam	3	3						
		oxymorphone	1	1						
		alprazolam	2	2						
		lorazepam	3	3						
421ha	19 y M	marijuana	4	4					carboxy-thc	9.3 ng/mL In Blood (unspecified) @ Unknown
		opioid	1	1	A	Unk	Unt-G	3		
422h	19 y M	buprenorphine/ naloxone	2	2						
		acetaminophen/ diphenhydramine	1	1	A	Ingst	Int-S	2		
423p	19 y F	salicylate	2	2						
		salicylate	3	3	A	Ingst	Int-S	2		
424ai	20 y F	acetaminophen/ hydrocodone	1	1	U	Ingst+ Par	Unk	2		
		zolpidem	2	2						
		quetiapine	3	3						
		hydroxyzine	4	4						
		warfarin	5	5						
		nabumetone	6	6						
		benzonatate	7	7						
		acetaminophen	8	8						
		naproxen	9	9						
		ibuprofen	10	10						
425	20 y M	oxycodone	1	1						
		oxymorphone	2	2						
		hydromorphone	3	3						
425	20 y M				U	Unk	Int-U	2		268 mcg/mL In Serum @ Unknown

(Continued)



**Table 21.** Listing of Fatal Nonpharmaceutical and Pharmaceutical Exposures.

Annual Report ID	Age	Substances	Substance Rank	Cause Rank	Chronicity	Route	Reason	RCF	Analyte	Blood Concentration @ Time		
426p	20 y M	oxycodone	1	1	A	Ingst+ Aspir	Unk	1				
		acetaminophen/ hydrocodone	2	2								
		carisoprodol	3	3								
		tramadol	1	1								
		muscle relaxant, unknown	2	2								
427ai	20 y M	ibuprofen	3	3	U	Ingst	Int-A	2				
		ethanol	4	4								
		acetaminophen/ dextromethorphan/ doxalamine	5	5								
		acetaminophen/ hydrocodone	1	1								
		acetaminophen/ hydrocodone	1	1								
428ai	20 y F	hydrocodone	1	1	A	Ingst	Int-U	2				
		clonazepam	2	2								
		quetiapine	3	3								
		oxycodone	4	4								
		lamotrigine	5	5								
		topiramate	6	6								
		acetaminophen	7	7								
429	20 y M	salicylate	1	1	A	Ingst	Int-S	1	salicylate	123 mg/dL In Blood (unspecified) @ 4 h (pe)		
430pa	20 y M	oxycodone	1	1	C	Ingst	Int-U	3	oxycodone	740 ng/mL In Blood (unspecified) @ Autopsy		
		diazepam	2	2							diazepam	180 ng/mL In Blood (unspecified) @ Autopsy
		diazepam	2	2							nordiazepam	220 ng/mL In Blood (unspecified) @ Autopsy
431	20 y F	opioid	1	1	A	Ingst	Int-S	2				
		benzodiazepine	2	2								
		acetaminophen	3	3							acetaminophen	13 mcg/mL In Blood (unspecified) @ 6 h (pe)
432ph	20 y F	oxycodone	1	1	U	Ingst	Int-A	2				
433pha	20 y M	acetaminophen/ hydrocodone	1	1	U	Ingst	Int-U	2	acetaminophen	15 mcg/mL In Serum @ Unknown		
		acetaminophen/ hydrocodone	1	1					acetaminophen	32 mcg/mL In Blood (unspecified) @ Autopsy		
		acetaminophen/ hydrocodone	1	1					hydromorphone	36 ng/mL In Blood (unspecified) @ Autopsy		
		acetaminophen/ hydrocodone	1	1					dihydrocodeine	58 ng/mL In Blood (unspecified) @ Autopsy		
		acetaminophen/ hydrocodone	1	1					hydrocodone	670 ng/mL In Blood (unspecified) @ Autopsy		
		alprazolam	2	2					alprazolam	130 ng/mL In Blood (unspecified) @ Autopsy		
		alprazolam	2	2					alpha-oh-alprazolam	29 ng/mL In Blood (unspecified) @ Autopsy		
		carisoprodol	3	3					meprobamate	7.5 ng/mL In Blood (unspecified) @ Autopsy		
		lamotrigine	4	4					lamotrigine	0.94 mcg/mL In Blood (unspecified) @ Autopsy		

(Continued)

**Table 21.** Listing of Fatal Nonpharmaceutical and Pharmaceutical Exposures.

Annual Report ID	Age	Substances	Substance Rank	Cause Rank	Chronicity	Route	Reason	RCF	Analyte	Blood Concentration @ Time
		lamotrigine	4	4					salicylate	5.8 mg/dL In Blood (unspecified) @ Unknown
434a	20 y M				A	Ingst	Int-S	2		
		diclofenac	1	1						
		meclizine	2	2						
		baclofen	3	3						
435p	20 y F				A	Ingst	Int-A	2		
		oxymorphone	1	1						
436ai	21 y F				U	Ingst	Int-A	2		
		methadone	1	1						
437pa	21 y F				A	Unk	Unk	1		
		morphine	1	1						
		oxycodone	2	2						
		cocaine	3	3						
		amphetamine	4	4						
		citalopram	5	5						
		dextromethorphan	6	6						
		promethazine	7	7						
		fluoxetine	8	8						
		lidocaine	9	9						
		benzodiazepine	10	10						
		marijuana	11	11						
438	21 y F				A	Ingst	Int-S	2		
		acetaminophen/ propoxyphene	1	1					acetaminophen	225 mcg/mL In Serum @ 1 h (pe)
		ethanol	2	2						
439pa	21 y M				C	Ingst+ Unk	Int-M	1		
		acetaminophen/ hydrocodone	1	1						
440ai	21 y F				A	Ingst	Int-A	2		
		methadone	1	1						
		diphenhydramine	2	2						
		hydroxyzine	3	3						
441ai	22 y M				U	Unk	Int-A	2		
		morphine	1	1						
		diazepam	2	2						
		cyclic antidepressant, unknown	3	3						
		citalopram	4	4						
442ai	22 y M				U	Unk	Int-A	2		
		fentanyl	1	1						
443ai	22 y M				U	Unk	Int-A	2		
		morphine	1	1						
444p	22 y M				C	Ingst	Unk	2		
		methadone	1	1						
		alprazolam	2	2						
445ai	23 y F				A	Ingst	Int-A	2		
		methadone	1	1						
		ethanol (non- beverage)	2	2						
		diphenhydramine	3	3						
		fluoxetine	4	4						
446ai	23 y M				U	Ingst+ Unk	Int-A	2		
		codeine	1	1						
		tramadol	2	2						
		diazepam	3	3						
		metoprolol	4	4						
		promethazine	5	5						
		cyclobenzaprine	6	6						
447pa	23 y M				A	Ingst+ Inhal	Int-A	2		
		methadone	1	1						
		ethanol	2	2						
		marijuana	3	3						
448ha	23 y F				A	Ingst	Unk	1		
		acetaminophen/ hydrocodone	1	1					acetaminophen	82 mg/L In Serum @ 6 h (pe)
449ai	23 y M				A	Unk	Int-A	2		
		methadone	1	1						
		clonazepam	2	2						
450p	23 y M				U	Unk	Int-A	2		
		oxycodone	1	1					oxycodone	0.1 mg/L In Blood (unspecified) @ Unknown

(Continued)

**Table 21.** Listing of Fatal Nonpharmaceutical and Pharmaceutical Exposures.

Annual Report ID	Age	Substances	Substance Rank	Cause Rank	Chronicity	Route	Reason	RCF	Analyte	Blood Concentration @ Time
451ph	23 y M	methadone	1	1	A	Ingst	Unk	2		
		drug, unknown	2	2						
452ai	23 y F	morphine	1	1	U	Ingst+ Unk	Int-A	2		
		amitriptyline	2	2						
		sertraline	3	3						
		cyclobenzaprine	4	4						
		trazodone	5	5						
		hydroxychloroquine	6	6						
453ai	23 y M	fentanyl	1	1	U	Ingst+ Unk	Int-A	2		
		alprazolam	2	2						
454p	23 y M	fentanyl (transdermal)	1	1	A	Ingst+ Par	Int-A	2		
		drug, unknown	2	2						
455pa	23 y M	opioid	1	1	A	Par	Int-A	2		
456	23 y F	acetaminophen/ hydrocodone	1	1	A/C	Ingst	Int-S	2	acetaminophen	303 mcg/mL In Blood (unspecified) @ Unknown
457p	23 y M	opioid	1	1	U	Unk	Int-U	2		
		amphetamine	2	2						
458ai	24 y F	morphine	1	1	A	Ingst	Int-A	2		
		tramadol	2	2						
		trazodone	3	3						
		chlorpromazine	4	4						
		benztropine	5	5						
459ai	24 y M	methadone	1	1	U	Ingst	Int-A	2		
		opioid	2	2						
		benzodiazepine	3	3						
460ai	24 y M	morphine	1	1	U	Ingst+ Unk	Int-A	2		
		ethanol	2	2						
461ai	24 y F	methadone	1	1	U	Ingst	Int-A	2		
		alprazolam	2	2						
462ai	24 y M	methadone	1	1	U	Ingst+ Unk	Int-A	2		
		alprazolam	2	2						
		morphine	3	3						
463	24 y M	salicylate	1	1	A	Ingst	Int-S	1	salicylate	80 mg/dL In Serum @ 1 h (pe)
464ha	24 y M	fentanyl (transdermal)	1	1	U	Ingst	Int-S	1		
465pa	24 y M	oxycodone	1	1	A	Unk	Unk	2		
		cocaine	2	2						
		buprenorphine/ naloxone (film)	3	3						
466ai	25 y M	methadone	1	1	A	Ingst	Int-A	2		
		oxycodone	2	2						
		hydrocodone	3	3						
		diazepam	4	4						
467h	25 y F	acetaminophen	1	1	A	Ingst	Int-S	1		
		dextromethorphan/ guaifenesin	2	2						
468ai	25 y M	propoxyphene	1	1	A	Ingst	Int-A	2		
		flunitrazepam	2	2						
		acetaminophen	3	3						
469ai	25 y M	methadone	1	1	U	Ingst	Int-A	2		
		ethanol	2	2						
470ai	25 y F	morphine	1	1	A	Ingst	Int-A	2		

(Continued)

**Table 21.** Listing of Fatal Nonpharmaceutical and Pharmaceutical Exposures.

Annual Report ID	Age	Substances	Substance Rank	Cause Rank	Chronicity	Route	Reason	RCF	Analyte	Blood Concentration @ Time																																																																																																																																																																																																																																																							
471ai	25 y M	diphenhydramine	2	2	A	Ingst	Int-A	2																																																																																																																																																																																																																																																									
		acetaminophen	3	3							472ai	25 y F	methadone	1	1	A	Ingst	Int-A	2			carbamazepine	2	2	473ai	25 y M	methadone	1	1	A	Ingst	Int-A	2			474ai	25 y M	oxycodone	1	1	U	Ingst	Int-A	2			clonazepam	2	2	chlorpheniramine	3	3	dextromethorphan	4	4	acetaminophen	5	5	475ai	25 y M	acetaminophen/ hydrocodone	1	1	A	Ingst	Int-A	2			alprazolam	2	2	oxycodone	3	3	476h	25 y M	oxycodone	1	1	U	Ingst	Int-A	1	acetaminophen	23 mcg/mL In Blood (unspecified) @ 12 h (pe)	citalopram	2	2	477p	25 y M	acetaminophen/ hydrocodone	1	1	A	Ingst	Int-A	2	acetaminophen	90 mcg/mL In Blood (unspecified) @ 1 h (pe)	acetaminophen/ hydrocodone	1	1	478ph	25 y F	opioid	1	1	A	Ingst	Int-A	2			benzodiazepine	2	2	479pa	26 y F	benzodiazepine	2	2	A	Ingst+ Par	Int-A	2			oxycodone	1	1	480ai	26 y F	morphine	2	2	U	Ingst	Unk	2	oxycodone	320 ng/mL In Whole Blood @ Autopsy	oxycodone	1	1	cyclobenzaprine	2	2	skeletal muscle relaxant	3	3	481h	26 y F	oxycodone	1	1	A	Ingst	Int-S	2	acetaminophen	60 mcg/mL In Blood (unspecified) @ Unknown	diphenhydramine	2	2	quetiapine	3	3	482	26 y F	acetaminophen	1	1	A	Ingst	Int-S	2			483p	26 y F	acetaminophen	1	1	A	Ingst	Int-S	1	acetaminophen	46 mcg/mL In Serum @ 1 h (pe)	acetaminophen/ hydrocodone	1	1	484h	26 y F	alprazolam	2	2	A/C	Ingst	Int-S	2			acetaminophen	1	1	485	26 y M	hydroxyzine	2	2	U	Ingst	Int-S	1	salicylate	106 mg/dL In Blood (unspecified) @ 3 h (pe)	simethicone	3	3	salicylate	1	1	486a	27 y M	salicylate	1	1	A	Ingst	Int-U	1	salicylate	67 mg/dL In Blood (unspecified) @ 1 h (pe)	oxycodone	1	1			oxycodone	1	1					oxymorphone	0.012 mg/L In Blood (unspecified) @ Unknown	oxycodone	1	1					
472ai	25 y F	methadone	1	1	A	Ingst	Int-A	2																																																																																																																																																																																																																																																									
		carbamazepine	2	2							473ai	25 y M	methadone	1	1	A	Ingst	Int-A	2			474ai	25 y M	oxycodone	1	1	U	Ingst	Int-A	2			clonazepam	2	2			chlorpheniramine	3	3							dextromethorphan	4	4	acetaminophen	5	5	475ai	25 y M	acetaminophen/ hydrocodone	1	1	A			Ingst	Int-A	2									alprazolam	2	2	oxycodone	3	3	476h	25 y M	oxycodone	1	1	U	Ingst	Int-A	1	acetaminophen	23 mcg/mL In Blood (unspecified) @ 12 h (pe)	citalopram	2	2	477p	25 y M	acetaminophen/ hydrocodone	1	1	A	Ingst	Int-A	2	acetaminophen	90 mcg/mL In Blood (unspecified) @ 1 h (pe)	acetaminophen/ hydrocodone	1	1	478ph	25 y F	opioid	1	1	A	Ingst	Int-A	2			benzodiazepine	2	2	479pa	26 y F	benzodiazepine	2	2	A	Ingst+ Par	Int-A	2			oxycodone			1	1	480ai							26 y F	morphine	2	2	U	Ingst	Unk	2	oxycodone			320 ng/mL In Whole Blood @ Autopsy	oxycodone	1							1	cyclobenzaprine	2	2	skeletal muscle relaxant	3	3	481h	26 y F	oxycodone	1	1	A	Ingst	Int-S	2	acetaminophen	60 mcg/mL In Blood (unspecified) @ Unknown	diphenhydramine	2	2	quetiapine	3	3	482	26 y F	acetaminophen	1	1	A	Ingst	Int-S	2			483p	26 y F	acetaminophen	1	1	A	Ingst	Int-S	1	acetaminophen			46 mcg/mL In Serum @ 1 h (pe)	acetaminophen/ hydrocodone	1							1	484h	26 y F	alprazolam	2	2	A/C	Ingst	Int-S	2			acetaminophen	1	1	485	26 y M	hydroxyzine	2	2	U	Ingst	Int-S	1	salicylate	106 mg/dL In Blood (unspecified) @ 3 h (pe)	simethicone	3	3	salicylate	1	1	486a	27 y M	salicylate	1	1	A	Ingst
473ai	25 y M	methadone	1	1	A	Ingst	Int-A	2																																																																																																																																																																																																																																																									
474ai	25 y M	oxycodone	1	1	U	Ingst	Int-A	2																																																																																																																																																																																																																																																									
		clonazepam	2	2																																																																																																																																																																																																																																																													
		chlorpheniramine	3	3																																																																																																																																																																																																																																																													
		dextromethorphan	4	4																																																																																																																																																																																																																																																													
		acetaminophen	5	5																																																																																																																																																																																																																																																													
475ai	25 y M	acetaminophen/ hydrocodone	1	1	A	Ingst	Int-A	2																																																																																																																																																																																																																																																									
		alprazolam	2	2																																																																																																																																																																																																																																																													
		oxycodone	3	3																																																																																																																																																																																																																																																													
476h	25 y M	oxycodone	1	1	U	Ingst	Int-A	1	acetaminophen	23 mcg/mL In Blood (unspecified) @ 12 h (pe)																																																																																																																																																																																																																																																							
		citalopram	2	2																																																																																																																																																																																																																																																													
477p	25 y M	acetaminophen/ hydrocodone	1	1	A	Ingst	Int-A	2	acetaminophen	90 mcg/mL In Blood (unspecified) @ 1 h (pe)																																																																																																																																																																																																																																																							
		acetaminophen/ hydrocodone	1	1																																																																																																																																																																																																																																																													
478ph	25 y F	opioid	1	1	A	Ingst	Int-A	2																																																																																																																																																																																																																																																									
		benzodiazepine	2	2																																																																																																																																																																																																																																																													
479pa	26 y F	benzodiazepine	2	2	A	Ingst+ Par	Int-A	2																																																																																																																																																																																																																																																									
		oxycodone	1	1																																																																																																																																																																																																																																																													
480ai	26 y F	morphine	2	2	U	Ingst	Unk	2	oxycodone	320 ng/mL In Whole Blood @ Autopsy																																																																																																																																																																																																																																																							
		oxycodone	1	1																																																																																																																																																																																																																																																													
		cyclobenzaprine	2	2																																																																																																																																																																																																																																																													
		skeletal muscle relaxant	3	3																																																																																																																																																																																																																																																													
481h	26 y F	oxycodone	1	1	A	Ingst	Int-S	2	acetaminophen	60 mcg/mL In Blood (unspecified) @ Unknown																																																																																																																																																																																																																																																							
		diphenhydramine	2	2																																																																																																																																																																																																																																																													
		quetiapine	3	3																																																																																																																																																																																																																																																													
482	26 y F	acetaminophen	1	1	A	Ingst	Int-S	2																																																																																																																																																																																																																																																									
483p	26 y F	acetaminophen	1	1	A	Ingst	Int-S	1	acetaminophen	46 mcg/mL In Serum @ 1 h (pe)																																																																																																																																																																																																																																																							
		acetaminophen/ hydrocodone	1	1																																																																																																																																																																																																																																																													
484h	26 y F	alprazolam	2	2	A/C	Ingst	Int-S	2																																																																																																																																																																																																																																																									
		acetaminophen	1	1																																																																																																																																																																																																																																																													
485	26 y M	hydroxyzine	2	2	U	Ingst	Int-S	1	salicylate	106 mg/dL In Blood (unspecified) @ 3 h (pe)																																																																																																																																																																																																																																																							
		simethicone	3	3																																																																																																																																																																																																																																																													
		salicylate	1	1																																																																																																																																																																																																																																																													
486a	27 y M	salicylate	1	1	A	Ingst	Int-U	1	salicylate	67 mg/dL In Blood (unspecified) @ 1 h (pe)																																																																																																																																																																																																																																																							
		oxycodone	1	1																																																																																																																																																																																																																																																													
		oxycodone	1	1					oxymorphone	0.012 mg/L In Blood (unspecified) @ Unknown																																																																																																																																																																																																																																																							
		oxycodone	1	1																																																																																																																																																																																																																																																													
									oxycodone	0.47 mg/L In Blood (unspecified) @ Unknown																																																																																																																																																																																																																																																							

(Continued)

**Table 21.** Listing of Fatal Nonpharmaceutical and Pharmaceutical Exposures.

Annual Report ID	Age	Substances	Substance Rank	Cause Rank	Chronicity	Route	Reason	RCF	Analyte	Blood Concentration @ Time
		clonazepam	2	2					7-aminoclonazepam	0.022 mg/L In Blood (unspecified) @ Unknown
487pa	27 y F	alpha blocker trazodone alprazolam	3 4 5	3 4 5	A	Ingst	Int-S	1		
488	27 y F	fentanyl phenobarbital acetaminophen	1 2 1	1 2 1	U	Ingst	Int-U	2	acetaminophen	15.1 mcg/mL In Whole Blood @ Unknown
489ai	27 y M				A	Unk	Int-A	2		
490ai	27 y M	fentanyl	1	1	A	Ingst	Int-A	2		
		methadone clonazepam citalopram	1 2 3	1 2 3						
491ai	27 y M				U	Ingst	Int-A	2		
		methadone diazepam	1 2	1 2						
492ai	27 y M				U	Ingst	Int-A	2		
		acetaminophen/ hydrocodone hydromorphone alprazolam temazepam	1 2 3 4	1 2 3 4						
493p	27 y M				A/C	Ingst+ Inhal	Int-A	2		
		morphine embalming fluid cocaine	1 2 3	1 2 3						
494ai	27 y M				A	Unk	Int-A	2		
		methadone citalopram	1 2	1 2						
[495h]	27 y F				U	Ingst	Int-S	1	acetaminophen	123 mcg/mL In Serum @ 3 d (pe)
		acetaminophen	1	1						
496p	28 y F				A	Ingst	Int-S	1		
		hydromorphone alprazolam cyclobenzaprine zolpidem	1 2 3 4	1 2 3 4						
497ai	28 y M				A	Ingst+ Unk	Int-A	2		
		methadone cocaine hydrocodone alprazolam diphenhydramine ethanol	1 2 3 4 5 6	1 2 3 4 5 6						
498ai	28 y F				U	Ingst	Int-A	2		
		methadone alprazolam	1 2	1 2						
499ai	28 y M				A	Unk	Int-A	2		
		methadone venlafaxine oxycodone amphetamine	1 2 3 4	1 2 3 4						
500	28 y F				A	Ingst	Int-S	2		
		opioid benzodiazepine amphetamine oxycodone	1 2 3 4	1 2 3 4						
501	28 y F				A	Ingst	Int-U	2		
		acetaminophen	1	1						
502ai	28 y F				A	Ingst	Int-A	2		
		tramadol trazodone	1 2	1 2						
503ai	28 y M				A	Ingst	Int-A	2		
		methadone	1	1						
504ai	28 y F				U	Ingst	Int-S	2		
		acetaminophen	1	1						
505ai	28 y F				U	Ingst	Int-A	2		

**Table 21.** Listing of Fatal Nonpharmaceutical and Pharmaceutical Exposures.

Annual Report ID	Age	Substances	Substance Rank	Cause Rank	Chronicity	Route	Reason	RCF	Analyte	Blood Concentration @ Time																																																																																																																																																																																																																																																				
506	28 y M	oxycodone	1	1	A	Ingst	Int-S	1	salicylate	123 mg/dL In Blood (unspecified) @ Unknown																																																																																																																																																																																																																																																				
		salicylate	1	1							507	28 y F	salicylate	1	1	A	Ingst	Int-U	1	salicylate	62.4 mg/dL In Serum @ Unknown	salicylate	1	1	salicylate	65 mg/dL In Serum @ Unknown	salicylate	1	1	salicylate	86 mg/dL In Serum @ Unknown	508	28 y F	morphine *	1	1	A	Ingst	Int-S	2	morphine	0.11 mg/L In Blood (unspecified) @ Unknown	sumatriptan *	2	1			lorazepam	3	2			zolpidem	4	3			509ai	29 y F	oxycodone	1	1	A	Ingst	Int-A	2			alprazolam	2	2			hydrocodone	3	3			diphenhydramine	4	4			acetaminophen	5	5			ethanol	6	6			510ai	29 y M	tramadol	1	1	A	Ingst	Unt-G	2			cyclobenzaprine	2	2			511ai	29 y F	methadone	1	1	A	Ingst	Int-A	2			alprazolam	2	2			tramadol	3	3			citalopram	4	4			512ai	29 y F				U	Ingst+ Aspir+ Unk	Int-A	2			morphine	1	1			acetaminophen/ hydrocodone	2	2			alprazolam	3	3			513	29 y F	acetaminophen/ oxycodone	1	1	A	Ingst	Int-S	2	acetaminophen	23 mcg/mL In Blood (unspecified) @ Unknown	lorazepam	2	2			514ph	29 y F	tramadol	1	1	A/C	Ingst	Int-U	1			ethanol	2	2			515a	29 y F	methadone	1	1	U	Ingst	Unk	1	methadone	0.24 mg/kg In Blood (unspecified) @ Autopsy	methadone	1	1	methadone	2.3 mg/kg In Liver @ Autopsy	oxycodone	2	2	oxycodone	0.28 mg/L In Blood (unspecified) @ Autopsy	516ai	29 y F	buprenorphine	1	1	A	Ingst	Int-U	2			mirtazapine	2	2			naloxone	3	3			517h	29 y M	acetaminophen/ hydrocodone	1	1	C	Ingst	Unk	2	acetaminophen	230 mcg/mL In Blood (unspecified) @ Unknown	518pa	29 y M	fentanyl (transdermal)	1	1	A	Unk	Int-A
507	28 y F	salicylate	1	1	A	Ingst	Int-U	1	salicylate	62.4 mg/dL In Serum @ Unknown																																																																																																																																																																																																																																																				
		salicylate	1	1					salicylate	65 mg/dL In Serum @ Unknown																																																																																																																																																																																																																																																				
		salicylate	1	1					salicylate	86 mg/dL In Serum @ Unknown																																																																																																																																																																																																																																																				
508	28 y F	morphine *	1	1	A	Ingst	Int-S	2	morphine	0.11 mg/L In Blood (unspecified) @ Unknown																																																																																																																																																																																																																																																				
		sumatriptan *	2	1																																																																																																																																																																																																																																																										
		lorazepam	3	2																																																																																																																																																																																																																																																										
		zolpidem	4	3																																																																																																																																																																																																																																																										
509ai	29 y F	oxycodone	1	1	A	Ingst	Int-A	2																																																																																																																																																																																																																																																						
		alprazolam	2	2																																																																																																																																																																																																																																																										
		hydrocodone	3	3																																																																																																																																																																																																																																																										
		diphenhydramine	4	4																																																																																																																																																																																																																																																										
		acetaminophen	5	5																																																																																																																																																																																																																																																										
		ethanol	6	6																																																																																																																																																																																																																																																										
510ai	29 y M	tramadol	1	1	A	Ingst	Unt-G	2																																																																																																																																																																																																																																																						
		cyclobenzaprine	2	2																																																																																																																																																																																																																																																										
511ai	29 y F	methadone	1	1	A	Ingst	Int-A	2																																																																																																																																																																																																																																																						
		alprazolam	2	2																																																																																																																																																																																																																																																										
		tramadol	3	3																																																																																																																																																																																																																																																										
		citalopram	4	4																																																																																																																																																																																																																																																										
512ai	29 y F				U	Ingst+ Aspir+ Unk	Int-A	2																																																																																																																																																																																																																																																						
		morphine	1	1																																																																																																																																																																																																																																																										
		acetaminophen/ hydrocodone	2	2																																																																																																																																																																																																																																																										
		alprazolam	3	3																																																																																																																																																																																																																																																										
513	29 y F	acetaminophen/ oxycodone	1	1	A	Ingst	Int-S	2	acetaminophen	23 mcg/mL In Blood (unspecified) @ Unknown																																																																																																																																																																																																																																																				
		lorazepam	2	2																																																																																																																																																																																																																																																										
514ph	29 y F	tramadol	1	1	A/C	Ingst	Int-U	1																																																																																																																																																																																																																																																						
		ethanol	2	2																																																																																																																																																																																																																																																										
515a	29 y F	methadone	1	1	U	Ingst	Unk	1	methadone	0.24 mg/kg In Blood (unspecified) @ Autopsy																																																																																																																																																																																																																																																				
		methadone	1	1					methadone	2.3 mg/kg In Liver @ Autopsy																																																																																																																																																																																																																																																				
		oxycodone	2	2					oxycodone	0.28 mg/L In Blood (unspecified) @ Autopsy																																																																																																																																																																																																																																																				
516ai	29 y F	buprenorphine	1	1	A	Ingst	Int-U	2																																																																																																																																																																																																																																																						
		mirtazapine	2	2																																																																																																																																																																																																																																																										
		naloxone	3	3																																																																																																																																																																																																																																																										
517h	29 y M	acetaminophen/ hydrocodone	1	1	C	Ingst	Unk	2	acetaminophen	230 mcg/mL In Blood (unspecified) @ Unknown																																																																																																																																																																																																																																																				
518pa	29 y M	fentanyl (transdermal)	1	1	A	Unk	Int-A	1	fentanyl	110 Other (see abst) In Liver @ Autopsy																																																																																																																																																																																																																																																				
		fentanyl (transdermal)	1	1					fentanyl	27 ng/mL In Blood (unspecified) @ Autopsy																																																																																																																																																																																																																																																				

(Continued)

Clinical Toxicology Downloaded from informahealthcare.com by 71.16.53.66 on 01/06/15 For personal use only.

**Table 21.** Listing of Fatal Nonpharmaceutical and Pharmaceutical Exposures.

Annual Report ID	Age	Substances	Substance Rank	Cause Rank	Chronicity	Route	Reason	RCF	Analyte	Blood Concentration @ Time
		clonazepam	2	2					7-aminoclonazepam	0.042 mg/L In Blood (unspecified) @ Autopsy
		alprazolam	3	3					alprazolam	0.064 mg/L In Blood (unspecified) @ Autopsy
		amphetamine/ dextroamphetamine	4	4					amphetamine	0.19 mg/L In Blood (unspecified) @ Autopsy
		citalopram	5	5					citalopram	0.51 mg/L In Blood (unspecified) @ Autopsy
		citalopram	5	5					citalopram	3.9 mg/kg In Liver @ Autopsy
519	29 y M	acetaminophen/ butalbital	1	1	U	Ingst	Int-U	2		
520ai	30 y M				A	Ingst	Int-A	2		
		methadone	1	1						
		oxycodone	2	2						
		alprazolam	3	3						
		clonazepam	4	4						
		diphenhydramine	5	5						
		doxylamine	6	6						
521a	30 y M	acetaminophen	1	1	U	Ingst	Unk	2	acetaminophen	20 mcg/mL In Blood (unspecified) @ Unknown
522h	30 y F	metformin	2	2	C	Ingst	Int-M	2		
523ha	30 y M	acetaminophen	1	1	A/C	Ingst	Int-S	1		
		acetaminophen/ caffeine/salicylate	1	1					salicylate	106.6 mg/dL In Serum @ Unknown
		acetaminophen/ caffeine/salicylate	1	1					salicylate	71 mg/dL In Serum @ Unknown
524ai	30 y F				U	Ingst	Int-A	2		
525pa	30 y M	methadone	1	1	A	Ingst+ Inhal	Int-U	1	methadone	77 ng/mL In Blood (unspecified) @ Autopsy
		methadone	1	1						
		citalopram	2	2					escitalopram	220 ng/mL In Blood (unspecified) @ Autopsy
526ai	30 y F	limonene	3	3	U	Ingst+ Unk	Int-A	2		
		morphine	1	1						
		acetaminophen/ hydrocodone	2	2						
		oxycodone	3	3						
		diazepam	4	4						
527ph	30 y M				A	Ingst	Int-S	2		
		acetaminophen/ hydrocodone	1	1						
		benzodiazepine	2	2						
		ethanol	3	3						
		marijuana	4	4						
528pha	30 y F	morphine	1	1	A/C	Ingst+ Unk	Int-U	1	morphine (free)	44 ng/mL In Blood (unspecified) @ Autopsy
		citalopram	2	2						
		trazodone	3	3						
		chlorpromazine	4	4						
		quetiapine	5	5						
529ha	30 y F	acetaminophen	1	1	C	Inhal	Int-U	2	acetaminophen	18.3 mcg/mL In Blood (unspecified) @ 7 h (pe)
		acetaminophen	1	1					acetaminophen	4.9 mcg/mL In Blood (unspecified) @ 20 h (pe)

(Continued)

**Table 21.** Listing of Fatal Nonpharmaceutical and Pharmaceutical Exposures.

Annual Report ID	Age	Substances	Substance Rank	Cause Rank	Chronicity	Route	Reason	RCF	Analyte	Blood Concentration @ Time
530h	31 y M	acetaminophen/ oxycodone	1	1	C	Ingst	Int-A	3	acetaminophen	12 mcg/mL In Blood (unspecified) @ Unknown
531ai	31 y M	morphine codeine	1 2	1 2	A	Unk	Int-U	2		
532ai	31 y F	fentanyl midazolam	1 2	1 2	U	Ingst	Int-A	2		
533ai	31 y F	methadone freon	1 2	1 2	U	Ingst+ Inhal	Int-A	2		
534ai	31 y F	fentanyl	1	1	U	Par	Int-A	2		
535ai	31 y M	oxycodone ethanol	1 2	1 2	A	Ingst	Int-A	2		
536ai	31 y M	methadone lorazepam alprazolam clonazepam amphetamine	1 2 3 4 5	1 2 3 4 5	A	Ingst	Int-A	2		
537ai	31 y F	acetaminophen/ hydrocodone oxycodone	1 2	1 2	U	Ingst	Int-A	2		
538ai	31 y M	hydrocodone oxymorphone chlorpheniramine hydroxyzine	1 2 3 4	1 2 3 4	A	Ingst	Int-U	2		
539ai	31 y M	methadone	1	1	U	Ingst	Int-A	2		
540p	31 y F	fentanyl	1	1	A/C	Ingst+ Derm	Int-U	2		
541ai	31 y M	acetaminophen/ hydrocodone skeletal muscle relaxant	1 2	1 2	U	Ingst	Int-A	2		
542a	31 y F	acetaminophen	1	1	C	Ingst	Int-M	1	acetaminophen	74 mcg/mL In Serum @ 1 h (pe)
543a	31 y F	acetaminophen buprenorphine	1 2	1 2	U	Ingst	Int-S	1		
544h	31 y F	acetaminophen aripiprazole alpha blocker cyclobenzaprine	1 2 3 4	1 2 3 4	A/C	Ingst	Int-S	1	acetaminophen	394.7 mcg/mL In Blood (unspecified) @ Unknown
545a	31 y M	acetaminophen	1	1	C	Ingst	Int-M	1	acetaminophen	28 mcg/mL In Serum @ 1 h (pe)
546ha	32 y M	opioid methamphetamine drug, unknown cyclobenzaprine doxylamine methadone fentanyl	1 2 3 4 5 6 7	1 2 3 4	U	Unk	Unk	2	cyclobenzaprine doxylamine methadone fentanyl	74 ng/mL In Blood (unspecified) @ Autopsy 114 ng/mL In Blood (unspecified) @ Autopsy 211 ng/mL In Blood (unspecified) @ Autopsy 3.7 pg/mL In Blood (unspecified) @ Autopsy

(Continued)



**Table 21.** Listing of Fatal Nonpharmaceutical and Pharmaceutical Exposures.

Annual Report ID	Age	Substances	Substance Rank	Cause Rank	Chronicity	Route	Reason	RCF	Analyte	Blood Concentration @ Time
547ai	32 y M	methadone	1	1	A	Ingst	Int-A	2		
548ai	32 y F	morphine	1	1	U	Ingst+ Unk	Int-A	2		
		oxycodone	2	2						
		diazepam	3	3						
		skeletal muscle relaxant	4	4						
549ai	32 y F	hydromorphone	1	1	A	Ingst	Int-A	2		
		citalopram	2	2						
		quetiapine	3	3						
550ai	32 y F	acetaminophen/ hydrocodone	1	1	U	Ingst	Int-A	2		
		oxycodone	2	2						
		diazepam	3	3						
		oxymorphone	4	4						
551ai	32 y F	fentanyl	1	1	A	Ingst+ Derm	Int-A	2		
		doxylamine	2	2						
		carisoprodol	3	3						
		acetaminophen	4	4						
552ai	32 y M	oxycodone	1	1	A	Unk	Int-A	2		
		sertraline	2	2						
553ai	32 y M	oxycodone	1	1	A	Ingst	Int-A	2		
		alprazolam	2	2						
554pa	32 y M	acetaminophen/ oxycodone	1	1	U	Unk	Unk	1	oxycodone	0.17 mcg/mL In Blood (unspecified) @ Autopsy
		zolpidem	2	2					zolpidem	0.029 mcg/mL In Blood (unspecified) @ Autopsy
		olanzapine	3	3						
555ai	32 y M	methadone	1	1	A	Unk	Int-A	2		
		quetiapine	2	2						
		diphenhydramine	3	3						
		chlorpheniramine	4	4						
		fluoxetine	5	5						
		bupropion	6	6						
556ai	32 y M	acetaminophen/ hydrocodone	1	1	U	Ingst	Int-A	2		
		alprazolam	2	2						
557ph	32 y M	acetaminophen/ hydrocodone	1	1	A	Ingst	Int-S	1	acetaminophen	197.3 mcg/mL In Blood (unspecified) @ 1 h (pe)
		acetaminophen/ butalbital/caffeine	2	2						
		tizanidine	3	3						
		trazodone	4	4						
		zolpidem	5	5						
		nabumetone	6	6						
558a	33 y F	acetaminophen/ diphenhydramine	1	1	U	Ingst	Int-U	1	acetaminophen	15 mcg/mL In Serum @ Unknown
		naltrexone	2	2						
		ethanol	3	3						
		salicylate	4	4					salicylate	7 mg/dL In Serum @ Unknown
559	33 y F	acetaminophen	1	1	A	Ingst	Int-S	2	acetaminophen	74 mg/L In Serum @ Unknown
		fentanyl (transdermal)	2	2						
		salicylate	3	3						
		ethanol	4	4						
560ai	33 y F	oxycodone	1	1	U	Ingst	Int-A	2		

(Continued)

**Table 21.** Listing of Fatal Nonpharmaceutical and Pharmaceutical Exposures.

Annual Report ID	Age	Substances	Substance Rank	Cause Rank	Chronicity	Route	Reason	RCF	Analyte	Blood Concentration @ Time
561ai	33 y F	ethanol	2	2	U	Ingst	Int-S	2		
		methadone	1	1						
		dextromethorphan fluoxetine	2 3	2 3						
562ai	33 y F			A	Ingst	Int-A	2			
563pha	33 y F	methadone	1	1	A	Ingst	Unk	2	hydrocodone	67 ng/mL In Serum @ Unknown
		acetaminophen/ hydrocodone	1	1					carisoprodol (n-isopropyl meprobamate)	13.3 mg/L In Blood (unspecified) @ Unknown
		meprobamate	2	2					carisoprodol	3.22 mg/L In Blood (unspecified) @ Unknown
564ai	33 y M			A	Unk	Int-U	2			
565ai	33 y F	morphine	1	1	A	Ingst	Int-U	2		
		methadone	1	1						
		meprobamate	2	2						
		diphenhydramine	3	3						
		promethazine	4	4						
		hydroxyzine	5	5						
		pseudoephedrine	6	6						
		dextromethorphan	7	7						
		phenylpropranolamine	8	8						
acetaminophen	9	9								
566	33 y M	salicylate	1	1	A	Ingst	Int-S	1	salicylate	133 mg/dL In Blood (unspecified) @ Unknown
567h	33 y M	acetaminophen	1	1	C	Ingst	Int-M	2	acetaminophen	71 mg/L In Serum @ Unknown
568	33 y F				A	Ingst	Int-S	2		
		acetaminophen	1	1						
		metformin	2	2						
		zolpidem	3	3						
		aripiprazole	4	4						
		cyclobenzaprine	5	5						
		pregabalin	6	6						
		clonazepam	7	7						
		lisinopril	8	8						
		acetaminophen/ hydrocodone	9	9						
		promethazine	10	10						
promethazine	11	11								
569	33 y F	acetaminophen/ hydrocodone	1	1	C	Ingst	Int-A	2		
570	33 y M	acetaminophen	1	1	U	Ingst	Int-S	3	acetaminophen	121 mcg/mL In Blood (unspecified) @ Unknown
571h	34 y F	ethanol	2	2	A	Ingst	Int-S	1		
		ibuprofen	1	1					ibuprofen	833 mcg/mL In Blood (unspecified) @ Unknown
		acetaminophen/ dextromethorphan/ doxylamine/ pseudoephedrine	2	2						
		acetaminophen/ phenylephrine	3	3					acetaminophen	15 mcg/mL In Blood (unspecified) @ Unknown
		acetaminophen/ phenylephrine	3	3					acetaminophen	81 mcg/mL In Blood (unspecified) @ Unknown
		diphenhydramine asenapine	4 5	4 5						
572ai	34 y M	methadone	1	1	A	Unk	Int-A	2		

(Continued)

**Table 21.** Listing of Fatal Nonpharmaceutical and Pharmaceutical Exposures.

Annual Report ID	Age	Substances	Substance Rank	Cause Rank	Chronicity	Route	Reason	RCF	Analyte	Blood Concentration @ Time																																																																																																																																																																																																											
573ai	34 y M	benzodiazepine	2	2	U	Ingst	Int-A	2																																																																																																																																																																																																													
		lidocaine	3	3							574ai	34 y M	propoxyphene	1	1	A	Ingst	Int-A	2			ethanol	2	2	diazepam	3	3	575ai	34 y M	oxycodone	1	1	A	Ingst	Int-A	2			morphine	2	2	alprazolam	3	3	576ai	34 y M	morphine	1	1	A	Ingst	Int-A	2			alprazolam	2	2	trazodone	3	3	577ai	34 y F	methadone	1	1	U	Ingst	Int-A	2			tramadol	2	2	oxycodone	3	3	diazepam	4	4	clonazepam	5	5	meprobamate	6	6	cyclobenzaprine	7	7	diphenhydramine	8	8	acetaminophen	9	9	578	34 y F	acetaminophen/ hydrocodone	1	1	C	Ingst	Int-M	3	acetaminophen	71 mg/L In Serum @ Unknown	hydromorphone	2	2	butalbital	3	3	579pha	34 y M	acetaminophen/ hydrocodone	1	1	A	Ingst	Int-S	1			oxycodone	1	1	skeletal muscle relaxant	2	2	lorazepam	3	3	amphetamine (hallucinogenic), alpha-PPP	4	4	580ai	34 y M	meprobamate	5	5	A	Ingst	Int-A	2			methadone	1	1	581	34 y F	ethanol	2	2	A	Ingst+ Unk	Int-S	1			tramadol	1	1	582a	34 y F	acetaminophen	2	2	C	Unk	Unk	2	acetaminophen	47 mcg/mL In Blood (unspecified) @ Autopsy	acetaminophen/ hydrocodone	1	1	acetaminophen/ hydrocodone	1	1	acetaminophen/ hydrocodone	1	1	lorazepam	2	2	benzodiazepine	3	3	dextromethorphan	4	4	583h	34 y F	acetaminophen/ oxycodone	1	1	A/C	Ingst	Int-M	1	acetaminophen	21 mg/L In Serum @ 25 h (pe)	acetaminophen/ oxycodone	1	1	584pa	34 y M	acetaminophen	2	2	A
574ai	34 y M	propoxyphene	1	1	A	Ingst	Int-A	2																																																																																																																																																																																																													
		ethanol	2	2																																																																																																																																																																																																																	
		diazepam	3	3																																																																																																																																																																																																																	
575ai	34 y M	oxycodone	1	1	A	Ingst	Int-A	2																																																																																																																																																																																																													
		morphine	2	2																																																																																																																																																																																																																	
		alprazolam	3	3																																																																																																																																																																																																																	
576ai	34 y M	morphine	1	1	A	Ingst	Int-A	2																																																																																																																																																																																																													
		alprazolam	2	2																																																																																																																																																																																																																	
		trazodone	3	3																																																																																																																																																																																																																	
577ai	34 y F	methadone	1	1	U	Ingst	Int-A	2																																																																																																																																																																																																													
		tramadol	2	2																																																																																																																																																																																																																	
		oxycodone	3	3																																																																																																																																																																																																																	
		diazepam	4	4																																																																																																																																																																																																																	
		clonazepam	5	5																																																																																																																																																																																																																	
		meprobamate	6	6																																																																																																																																																																																																																	
		cyclobenzaprine	7	7																																																																																																																																																																																																																	
		diphenhydramine	8	8																																																																																																																																																																																																																	
		acetaminophen	9	9																																																																																																																																																																																																																	
578	34 y F	acetaminophen/ hydrocodone	1	1	C	Ingst	Int-M	3	acetaminophen	71 mg/L In Serum @ Unknown																																																																																																																																																																																																											
		hydromorphone	2	2																																																																																																																																																																																																																	
		butalbital	3	3																																																																																																																																																																																																																	
579pha	34 y M	acetaminophen/ hydrocodone	1	1	A	Ingst	Int-S	1																																																																																																																																																																																																													
		oxycodone	1	1																																																																																																																																																																																																																	
		skeletal muscle relaxant	2	2																																																																																																																																																																																																																	
		lorazepam	3	3																																																																																																																																																																																																																	
		amphetamine (hallucinogenic), alpha-PPP	4	4																																																																																																																																																																																																																	
580ai	34 y M	meprobamate	5	5	A	Ingst	Int-A	2																																																																																																																																																																																																													
		methadone	1	1																																																																																																																																																																																																																	
581	34 y F	ethanol	2	2	A	Ingst+ Unk	Int-S	1																																																																																																																																																																																																													
		tramadol	1	1																																																																																																																																																																																																																	
582a	34 y F	acetaminophen	2	2	C	Unk	Unk	2	acetaminophen	47 mcg/mL In Blood (unspecified) @ Autopsy																																																																																																																																																																																																											
		acetaminophen/ hydrocodone	1	1																																																																																																																																																																																																																	
		acetaminophen/ hydrocodone	1	1																																																																																																																																																																																																																	
		acetaminophen/ hydrocodone	1	1																																																																																																																																																																																																																	
		lorazepam	2	2																																																																																																																																																																																																																	
		benzodiazepine	3	3																																																																																																																																																																																																																	
		dextromethorphan	4	4																																																																																																																																																																																																																	
583h	34 y F	acetaminophen/ oxycodone	1	1	A/C	Ingst	Int-M	1	acetaminophen	21 mg/L In Serum @ 25 h (pe)																																																																																																																																																																																																											
		acetaminophen/ oxycodone	1	1																																																																																																																																																																																																																	
584pa	34 y M	acetaminophen	2	2	A	Ingst	Int-A	1	acetaminophen	32.4 mg/L In Serum @ 30 m (pe)																																																																																																																																																																																																											
		oxycodone	1	1																																																																																																																																																																																																																	

(Continued)

**Table 21.** Listing of Fatal Nonpharmaceutical and Pharmaceutical Exposures.

Annual Report ID	Age	Substances	Substance Rank	Cause Rank	Chronicity	Route	Reason	RCF	Analyte	Blood Concentration @ Time
585	35 y F	cocaine	2	2	C	Ingst	Unt-T	3	acetaminophen	119 mcg/mL In Blood (unspecified) @ Unknown
		amphetamine	3	3						
		acetaminophen	4	4						
		alprazolam	5	5						
		ethanol (non-beverage)	6	6						
acetaminophen	1	1								
586p	35 y M	tramadol	1	1	U	Ingst	Unk	3	tramadol	4947 ng/mL In Blood (unspecified) @ Autopsy
		tramadol	1	1					n-demethyl tramadol	927 ng/mL In Blood (unspecified) @ Autopsy
587ha	35 y M				A	Ingst	Int-S	1		
		salicylate	1	1						
		diphenhydramine	2	2						
		amphetamine	3	3						
		amphetamine	3	3						
								diphenhydramine	2500 ng/mL In Blood (unspecified) @ Autopsy	
									phentermine	340 ng/mL In Blood (unspecified) @ Autopsy
									salicylate	49 mg/dL In Blood (unspecified) @ Autopsy
588ai	35 y M	acetaminophen/ hydrocodone	1	1	U	Ingst	Int-A	2		
		alprazolam	2	2						
589ai	35 y M	methadone	1	1	A	Ingst	Int-A	2		
		doxepin	2	2						
		alprazolam	3	3						
		diphenhydramine	4	4						
590ai	35 y M	methadone	1	1	A	Ingst	Int-A	2		
		cocaine	2	2						
		citalopram	3	3						
		alprazolam	4	4						
		clonazepam	5	5						
		doxylamine	6	6						
591ai	35 y M	oxycodone	1	1	A	Ingst+ Unk	Int-A	2		
		hydromorphone	2	2						
		cocaine	3	3						
		tramadol	4	4						
		alprazolam	5	5						
592ai	35 y M	oxycodone	1	1	U	Ingst+ Unk	Int-A	2		
		methamphetamine	2	2						
		alprazolam	3	3						
593ai	35 y F- Pregnant	methadone	1	1	A	Ingst	Int-A	2		
		tramadol	2	2						
594ai	35 y F	acetaminophen/ hydrocodone	1	1	U	Ingst	Int-A	2		
		oxycodone	2	2						
595ha	35 y F				A	Ingst	Int-S	3		
		ibuprofen	1	1						
		ethanol	2	2				ethanol	63 mg/dL In Serum @ Unknown	
596ai	35 y F				A	Ingst+ Unk	Int-A	2		
		methadone	1	1						
		diazepam	2	2						
		diphenhydramine	3	3						
597ai	35 y F				A	Ingst+ Unk	Int-A	2		

(Continued)

**Table 21.** Listing of Fatal Nonpharmaceutical and Pharmaceutical Exposures.

Annual Report ID	Age	Substances	Substance Rank	Cause Rank	Chronicity	Route	Reason	RCF	Analyte	Blood Concentration @ Time
598p	35 y M	oxycodone	1	1	A/C	Ingst	Int-S	2		
		hydrocodone	2	2						
		cocaine	3	3						
		alprazolam	4	4						
		fluoxetine	5	5						
		acetaminophen	6	6						
599	35 y M	tramadol	1	1	U	Ingst	Int-S	1		
		diazepam	2	2						
		methadone	3	3						
600ha	35 y M	acetaminophen	1	1	A/C	Ingst	Int-M	1		
		acetaminophen	1	1						
601	35 y M	acetaminophen	1	1	A	Ingst	Int-S	2		
		salicylate	2	2						
		salicylate	2	2						
		salicylate	2	2						
		salicylate	2	2						
602ha	36 y F	phencyclidine	3	3	A	Ingst	Int-S	1		
		acetaminophen	1	1						
		clonazepam	2	2						
		zolpidem	3	3						
		butalbital	4	4						
		cyclic antidepressant, unknown	5	5						
		skeletal muscle relaxant	6	6						
		meprobamate	7	7						
fluoxetine	8	8								
topiramate	9	9								
603	36 y M	acetaminophen	1	1	C	Ingst	Int-M	2		
604h	36 y M	acetaminophen	1	1	C	Ingst	Int-M	2		
605	36 y M	acetaminophen	1	1	A	Ingst	Int-S	3		
		acetaminophen	1	1						
606pha	36 y F	acetaminophen	1	1	A	Ingst	Int-U	1		
		hydrocodone	2	2						
		carisoprodol	3	3						
		carisoprodol	3	3						
[607h]	36 y M	salicylate	1	1	A	Ingst	Int-S	1	salicylate	108 mg/dL In Blood (unspecified) @ 9 h (pe)

(Continued)

**Table 21.** Listing of Fatal Nonpharmaceutical and Pharmaceutical Exposures.

Annual Report ID	Age	Substances	Substance Rank	Cause Rank	Chronicity	Route	Reason	RCF	Analyte	Blood Concentration @ Time
		salicylate	1	1					salicylate	86 mg/dL In Blood (unspecified) @ 3 h (pe)
		salicylate	1	1					salicylate	94 mg/dL In Blood (unspecified) @ 6 h (pe)
608ha	37 y M	salicylate	1	1	A	Ingst	Int-S	1	salicylate	601 mg/L In Blood (unspecified) @ Unknown
		salicylate	1	1					salicylate	77.5 mg/dL In Serum @ Unknown
609ha	37 y F	acetaminophen	1	1	C	Ingst	Unt-T	1	acetaminophen	76 mcg/mL In Blood (unspecified) @ Unknown
610pha	37 y F	opioid	1	1	A	Par+ Unk	Int-A	2	morphine	118 ng/mL In Blood (unspecified) @ Autopsy
611ai	37 y F	methadone	1	1	U	Ingst	Int-A	2		
612p	37 y F	methadone	1	1	A	Ingst+ Derm	Int-S	2		
		fentanyl (transdermal)	1	1						
		quetiapine	2	2						
		trazodone	3	3						
		ziprasidone	4	4						
		loratadine	5	5						
613ph	37 y M				A/C	Ingst	Int-U	2		
614ph	37 y F	methadone	1	1	A	Ingst	Int-S	2		
		acetaminophen/ oxycodone	1	1						
		hydrocodone/ ibuprofen	2	2						
		acetaminophen/ hydrocodone	3	3						
		morphine	4	4						
615	37 y M	acetaminophen/ oxycodone	1	1	U	Ingst	Unk	2	oxycodone	0.095 mg/L In Blood (unspecified) @ Autopsy
		acetaminophen/ oxycodone	1	1					acetaminophen	23 mcg/mL In Blood (unspecified) @ Unknown
		acetaminophen/ oxycodone	1	1					acetaminophen	41 mcg/mL In Blood (unspecified) @ Unknown
		drug, unknown	2	2					zolpidem	0.287 mg/L In Blood (unspecified) @ Autopsy
		benzodiazepine	3	3						
616	38 y M	oxycodone	1	1	U	Ingst+ Aspir	Int-U	1		
617pha	38 y M	methadone	1	1	U	Ingst	Unk	2	methadone	0.16 mg/L In Blood (unspecified) @ 10 m (pe)
		benzodiazepine	2	2					alprazolam	0.04 mg/L In Blood (unspecified) @ 10 m (pe)
618ai	38 y F	acetaminophen/ hydrocodone	1	1	U	Ingst	Int-A	2		
		tramadol	2	2						
		nortriptyline	3	3						
		cyclobenzaprine	4	4						
		alprazolam	5	5						
619ai	38 y M	morphine	1	1	U	Par	Int-A	2		
		methamphetamine	2	2						
620p	38 y F				U	Unk	Int-S	2		

(Continued)

**Table 21.** Listing of Fatal Nonpharmaceutical and Pharmaceutical Exposures.

Annual Report ID	Age	Substances	Substance Rank	Cause Rank	Chronicity	Route	Reason	RCF	Analyte	Blood Concentration @ Time
		tramadol	1	1						
		duloxetine	2	2						
		clonazepam	3	3						
		cyclobenzaprine	4	4						
		gabapentin	5	5						
		ibuprofen	6	6						
		diphenhydramine/ ibuprofen	7	7						
621ai	38 y M				U	Ingst+ Unk	Int-A	2		
		morphine	1	1						
		quetiapine	2	2						
622ai	38 y M				U	Ingst	Int-A	2		
		oxycodone	1	1						
		oxymorphone	2	2						
623h	38 y F				U	Ingst	Int-S	2	acetaminophen	526 mcg/mL In Serum @ Unknown
		acetaminophen	1	1						
624pa	39 y F				A/C	Ingst	Int-S	1	hydrocodone	0.12 mg/L In Serum @ 4 h (pe)
		acetaminophen/ hydrocodone	1	1						
		acetaminophen/ hydrocodone	1	1					acetaminophen	7.3 mg/L In Serum @ 2 h (pe)
625pha	39 y F				A	Ingst	Int-S	2		
		tramadol	1	1						
		hydroxyzine	2	2						
		promethazine	3	3						
		duloxetine	4	4						
		topiramate	5	5						
		cyclobenzaprine	6	6						
		gabapentin	7	7						
		pregabalin	8	8						
		guaifenesin	9	9						
		diuretics, potassium sparing	10	10						
626a	39 y F				A	Ingst	Int-S	1	salicylate	101.8 mg/dL In Blood (unspecified) @ Unknown
		salicylate	1	1						
		temazepam	2	2					temazepam	420 ng/mL In Blood (unspecified) @ Unknown
		ethanol	3	3						
		oxazepam	4	4					oxazepam	70 ng/mL In Blood (unspecified) @ Unknown
627ai	39 y M				U	Ingst	Int-A	2		
		acetaminophen/ hydrocodone	1	1						
628ai	39 y F				U	Ingst	Int-A	2		
		alprazolam	2	2						
		oxycodone	1	1						
		acetaminophen/ hydrocodone	2	2						
		alprazolam	3	3						
		diphenhydramine	4	4						
		cyclobenzaprine	5	5						
629ai	39 y F				U	Ingst	Int-A	2		
		acetaminophen/ hydrocodone	1	1						
		ethanol	2	2						
		alprazolam	3	3						
630ai	39 y F				U	Unk	Int-A	2		
		fentanyl	1	1						
631ai	39 y M				A	Ingst	Int-A	2		
		oxymorphone	1	1						
		diphenhydramine	2	2						
		ethanol	3	3						
632ai	39 y M				A	Ingst	Int-A	2		
		methadone	1	1						
		metoprolol	2	2						
633ai	39 y M				U	Ingst+ Unk	Int-A	2		
		oxycodone	1	1						
		hydromorphone	2	2						

(Continued)

**Table 21.** Listing of Fatal Nonpharmaceutical and Pharmaceutical Exposures.

Annual Report ID	Age	Substances	Substance Rank	Cause Rank	Chronicity	Route	Reason	RCF	Analyte	Blood Concentration @ Time
634ai	39 y F	oxycodone	1	1	U	Ingst	Int-A	2		
		butalbital	2	2						
635ai	39 y F	oxycodone	1	1	A	Ingst	Int-A	2		
		metaxalone	2	2						
		quetiapine	3	3						
		cyclobenzaprine	4	4						
		sertraline	5	5						
		diphenhydramine	6	6						
636ai	39 y F	acetaminophen/ hydrocodone	1	1	U	Ingst	Int-A	2		
		oxycodone	2	2						
637ai	39 y F	fentanyl	1	1	U	Unk	Int-A	2		
		morphine	2	2						
		phentermine	3	3						
		imipramine	4	4						
		diazepam	5	5						
638	39 y F	acetaminophen/ hydrocodone	1	1	C	Unk	Unk	2		
		valproic acid	2	2						
		levetiracetam	3	3						
		promethazine	4	4						
		hydroxyzine	5	5						
		zolpidem	6	6						
639ai	40 y M	morphine	1	1	A	Ingst	Int-A	2		
		oxycodone	2	2						
		hydrocodone	3	3						
		clonazepam	4	4						
		citalopram	5	5						
		acetaminophen	6	6						
640ha	40 y F	acetaminophen/opioid	1	1	C	Ingst	Int-A	1	hydrocodone	0.08 mg/L In Blood (unspecified) @ 10 m (pe)
		acetaminophen/opioid	1	1					acetaminophen	5.8 mg/L In Blood (unspecified) @ 10 m (pe)
		carisoprodol	2	2					meprobamate	36 mg/L In Blood (unspecified) @ 10 m (pe)
		carisoprodol	2	2					carisoprodol	9.8 mg/L In Blood (unspecified) @ 10 m (pe)
641ai	40 y M	methadone	1	1	U	Ingst	Int-A	2		
		ethanol	2	2						
642ai	40 y F	methadone	1	1	U	Ingst	Int-A	2		
		diazepam	2	2						
		alprazolam	3	3						
643ai	40 y F	acetaminophen/ hydrocodone	1	1	U	Ingst	Int-A	2		
644ai	40 y M	hydromorphone	1	1	A	Ingst+ Unk	Int-A	2		
		cocaine	2	2						
		fluoxetine	3	3						
645	40 y M	salicylate	1	1	A	Ingst	Int-S	1	salicylate	100 mg/dL In Serum @ Unknown
646	40 y M	salicylate	1	1	A	Ingst	Int-S	2	salicylate	100 mg/dL In Blood (unspecified) @ Unknown
647ai	40 y M	morphine	1	1	U	Ingst+ Par+ Unk	Int-A	2		
		hydromorphone	2	2						

(Continued)



**Table 21.** Listing of Fatal Nonpharmaceutical and Pharmaceutical Exposures.

Annual Report ID	Age	Substances	Substance Rank	Cause Rank	Chronicity	Route	Reason	RCF	Analyte	Blood Concentration @ Time		
648	40 y F	amitriptyline	3	3	U	Ingst	Int-S	2				
		diphenhydramine	4	4								
		acetaminophen/ hydrocodone	1	1							acetaminophen	20.1 mcg/mL In Blood (unspecified) @ Unknown
		acetaminophen/ hydrocodone	1	1							acetaminophen	48.9 mcg/mL In Blood (unspecified) @ 8 h (pe)
		acetaminophen/ hydrocodone	1	1							acetaminophen	63.4 mcg/mL In Blood (unspecified) @ 1 h (pe)
		skeletal muscle relaxant	2	2							carbamazepine	4.4 mg/L In Blood (unspecified) @ Unknown
		zolpidem	3	3								
		carbamazepine	4	4								
		phenytoin	5	5				phenytoin	5.3 mcg/mL In Blood (unspecified) @ Unknown			
		phenytoin	5	5				phenytoin	5.9 mcg/mL In Blood (unspecified) @ Unknown			
649pa	40 y F	gabapentin	6	6	A	Ingst	Int-S	1				
		estrogens, conjugated	7	7								
		morphine	1	1							morphine	2.48 mg/L In Blood (unspecified) @ 1 h (pe)
		alprazolam	2	2							lorazepam	113 ng/mL In Blood (unspecified) @ 1 h (pe)
		alprazolam	2	2							diazepam	20 ng/mL In Blood (unspecified) @ 1 h (pe)
		alprazolam	2	2	alprazolam	9 ng/mL In Blood (unspecified) @ 1 h (pe)						
650ai	40 y M	citalopram	3	3	A	Par	Int-A	2				
		lamotrigine	4	4								
		fentanyl	1	1								
651ph	40 y F	heroin	2	2	U	Ingst	Int-S	1				
		diphenhydramine	3	3								
		acetaminophen/ diphenhydramine	1	1							acetaminophen	139 mcg/mL In Serum @ 0.1 h (pe)
652ai	40 y M				A	Ingst+ Unk	Int-A	2				
653ai	41 y F	opioid	1	1	U	Ingst	Int-A	2				
		ethanol	2	2								
654ai	41 y F	acetaminophen/ hydrocodone	1	1	A	Ingst	Int-A	2				
		alprazolam	2	2								
655ai	41 y F	hydrocodone	1	1	A	Ingst	Int-A	2				
		amphetamine	2	2								
		olanzapine	3	3								
		alprazolam	4	4								
		tramadol	5	5								
		hydroxyzine	6	6								
		lidocaine	7	7								
		acetaminophen	8	8								
		methadone	1	1	A	Ingst+ Unk	Int-A	2				
		cocaine	2	2								
		diphenhydramine	3	3								
		acetaminophen	4	4								
656i	41 y M	acetaminophen	1	1	A	Ingst	Int-S	1				
657h	41 y M	drug, unknown	2	2	U	Ingst	Unk	3				

(Continued)

**Table 21.** Listing of Fatal Nonpharmaceutical and Pharmaceutical Exposures.

Annual Report ID	Age	Substances	Substance Rank	Cause Rank	Chronicity	Route	Reason	RCF	Analyte	Blood Concentration @ Time		
658ai	41 y F	ibuprofen	1	1	U	Ingst	Int-A	2	acetaminophen	12.8 mcg/mL In Serum @ 1 d (pe)		
		acetaminophen	2	2							acetaminophen	34.7 mcg/mL In Serum @ 0 d (pe)
		acetaminophen	2	2							acetaminophen	
659ai	41 y F	acetaminophen/ hydrocodone	1	1	U	Ingst	Int-A	2				
660ai	41 y F	oxycodone	1	1	A	Ingst	Int-A	2				
		alprazolam	2	2								
661	41 y M	oxycodone	1	1	A/C	Ingst	Int-S	1	acetaminophen	33.8 mcg/mL In Blood (unspecified) @ Unknown		
		tramadol	2	2								
662ai	41 y M	acetaminophen/ diphenhydramine	1	1	U	Ingst	Int-A	2	acetaminophen	62 mcg/mL In Blood (unspecified) @ Unknown		
		acetaminophen/ diphenhydramine	1	1								
		warfarin	2	2								
		olanzapine	3	3								
		lisinopril	4	4								
		escitalopram	5	5								
prednisone	6	6										
663ai	42 y F	oxycodone	1	1	A	Ingst+ Unk	Int-U	2				
		oxymorphone	2	2								
		alprazolam	3	3								
664pa	42 y M	methadone	1	1	U	Ingst	Int-S	1	methadone	0.27 mg/L In Blood (unspecified) @ 1 h (pe)		
		hydroxyzine	2	2								
		cyclobenzaprine	3	3								
		cocaine	4	4								
665pa	42 y F	methadone	1	1	U	Ingst	Unk	2	trazodone	0.14 mcg/mL In Blood (unspecified) @ Autopsy		
		oxycodone	1	1							oxycodone	0.43 mcg/mL In Blood (unspecified) @ Autopsy
666h	42 y M	oxycodone	1	1	A	Ingst	Int-M	1	acetaminophen	27 mcg/mL In Blood (unspecified) @ 2 d (pe)		
		acetaminophen	1	1							acetaminophen	93 mg/dL In Blood (unspecified) @ Unknown
667ai	42 y M				A	Inhal	Int-A	2				
668ai	42 y M	oxycodone	1	1	U	Ingst	Int-A	2				
		alprazolam	2	2								
669ai	42 y M	hydromorphone	1	1	U	Ingst	Int-A	2				
		ethanol	2	2								
670ai	42 y M	oxycodone	1	1	U	Ingst	Int-A	2				
		cyclobenzaprine	2	2								
		venlafaxine	3	3								
671p	42 y M	oxycodone	1	1	A/C	Ingst	Int-S	2				
		cyclobenzaprine	2	2								
		venlafaxine	3	3								
		acetaminophen/ hydrocodone	1	1								
		alprazolam	2	2								
		zolpidem	3	3								

(Continued)

**Table 21.** Listing of Fatal Nonpharmaceutical and Pharmaceutical Exposures.

Annual Report ID	Age	Substances	Substance Rank	Cause Rank	Chronicity	Route	Reason	RCF	Analyte	Blood Concentration @ Time
672ai	42 y M	oxycodone	1	1	U	Ingst	Int-A	2		
		methadone	2	2						
		diazepam	3	3						
673ai	42 y M	oxycodone	1	1	A	Ingst	Int-U	2		
		benzodiazepine	2	2						
674ai	42 y F	oxycodone	1	1	U	Ingst	Int-A	2		
		codeine	2	2						
		citalopram	3	3						
		cyclobenzaprine	4	4						
		ethanol	5	5						
675ai	42 y F	oxycodone	1	1	A	Ingst+ Inhal	Int-A	2		
		methadone	2	2						
		fluoxetine	3	3						
		amitriptyline	4	4						
		cyclobenzaprine	5	5						
		promethazine	6	6						
		quetiapine	7	7						
676ai	42 y M	hydromorphone	1	1	A	Ingst	Int-A	2		
		morphine	2	2						
677	42 y M	methadone	1	1	A	Unk	Int-U	2		
		opioid	2	2						
		benzodiazepine	3	3						
		cocaine	4	4						
678ai	42 y M	methadone	1	1	A	Ingst	Int-A	2		
		ethanol (non-beverage)	2	2						
		sertraline	3	3						
679ai	42 y M	oxycodone	1	1	A	Ingst+ Unk	Int-A	2		
		cocaine	2	2						
		metoprolol	3	3						
		alprazolam	4	4						
		diphenhydramine	5	5						
680ph	42 y F	acetaminophen/hydrocodone	1	1	A/C	Ingst	Int-S	1	acetaminophen	132.4 mcg/mL In Blood (unspecified) @ Unknown
		diazepam	2	2						
681h	42 y F	acetaminophen	1	1	A	Ingst	Int-S	1		
		salicylate	2	2						
		lorazepam	3	3						
682ai	42 y F	morphine	1	1	A	Ingst	Int-A	2		
		oxycodone	2	2						
		clomipramine	3	3						
		promethazine	4	4						
		amphetamine	5	5						
		sertraline	6	6						
683ph	42 y M	opioid	1	1	A/C	Ingst+ Par	Int-A	1		
		ethanol	2	2						
684h	42 y M	acetaminophen	1	1	A	Ingst	Int-S	1	acetaminophen	377 mcg/mL In Unknown @ Unknown
		ethanol	2	2					ethanol	27 mg/dL In Blood (unspecified) @ Unknown
685ph	42 y F	opioid	1	1	A	Ingst	Int-U	3		
		benzodiazepine	2	2						
		chloral hydrate	3	3						
		amitriptyline	4	4						
		amphetamine/dextroamphetamine	5	5						
		citalopram	6	6						

(Continued)

**Table 21.** Listing of Fatal Nonpharmaceutical and Pharmaceutical Exposures.

Annual Report ID	Age	Substances	Substance Rank	Cause Rank	Chronicity	Route	Reason	RCF	Analyte	Blood Concentration @ Time
686ai	43 y F	carisoprodol	7	7	A	Unk	Int-A	2	ethanol	13 mg/dL In Blood (unspecified) @ Unknown
		amphetamine	8	8						
		ethanol	9	9						
687ai	43 y F	methadone	1	1	A	Ingst	Int-A	2		
		alprazolam	2	2						
688	43 y F	oxycodone	1	1	A	Ingst	Int-S	1	acetaminophen	175 mcg/mL In Blood (unspecified) @ Unknown
		chlordiazepoxide	2	2						
		citalopram	3	3						
		diphenhydramine	4	4						
		metoprolol	5	5						
		ethanol	6	6						
689ai	43 y M	acetaminophen	1	1	A	Ingst+ Unk	Int-A	2		
		fentanyl	1	1						
		chlordiazepoxide	2	2						
		doxylamine	3	3						
690pha	43 y F	acetaminophen	4	4	A	Ingst	Int-S	1	tramadol	6.2 mcg/mL In Blood (unspecified) @ Unknown
		tramadol	1	1						
		diphenhydramine	2	2						
691ai	43 y M	diphenhydramine	2	2	A	Ingst+ Derm	Int-A	2		1 mcg/mL In Blood (unspecified) @ Unknown
		fentanyl	1	1						
692ai	43 y F	methadone	2	2	U	Ingst	Int-A	2		
		oxycodone	3	3						
		ethanol	4	4						
		oxymorphone	1	1						
693ai	43 y M	citalopram	2	2	U	Ingst	Int-A	2		
		cyclobenzaprine	3	3						
		acetaminophen/ hydrocodone	1	1						
694ai	43 y F	skeletal muscle relaxant	2	2	U	Ingst+ Unk	Int-A	2		
		diazepam	3	3						
		morphine	1	1						
695ai	43 y M	alprazolam	2	2	U	Ingst+ Unk	Int-A	2		
		acetaminophen/ hydrocodone	1	1						
696ha	43 y F	methamphetamine	2	2	C	Ingst	Unk	3		
		acetaminophen	1	1						
697ai	43 y M	acetaminophen	1	1	U	Ingst	Int-A	2		
		oxycodone	1	1						
698ai	43 y M	alprazolam	2	2	U	Ingst	Int-A	2		
		acetaminophen/ hydrocodone	1	1						
		oxymorphone	2	2						
699ai	43 y F	ethanol	3	3	A	Ingst	Int-U	2		
		methadone	1	1						
		hydroxyzine	2	2						
		clonazepam	3	3						
		bupropion	4	4						
		benztropine	5	5						
700p	43 y M	amphetamine	6	6	A	Ingst	Int-S	2		

(Continued)

**Table 21.** Listing of Fatal Nonpharmaceutical and Pharmaceutical Exposures.

Annual Report ID	Age	Substances	Substance Rank	Cause Rank	Chronicity	Route	Reason	RCF	Analyte	Blood Concentration @ Time
701ph	43 y M	acetaminophen/ oxycodone	1	1					acetaminophen	43 mcg/mL In Blood (unspecified) @ Unknown
702	43 y F	oxycodone (extended release)	1	1	U	Par	Int-A	2		
		salicylate	1	1	A	Ingst	Int-S	2	salicylate	58.7 mg/dL In Blood (unspecified) @ Unknown
		cocaine	2	2					acetaminophen	108 mcg/mL In Blood (unspecified) @ Unknown
		acetaminophen	3	3						
		ethanol	4	4					ethanol	165 mg/dL In Blood (unspecified) @ Unknown
703h	44 y M	diphenhydramine	5	5						
		dextromethorphan	6	6						
		pseudoephedrine	7	7	A	Ingst	Int-S	3		
		acetaminophen/ oxycodone	1	1					acetaminophen	3 mcg/mL In Blood (unspecified) @ Unknown
704ai	44 y M				U	Ingst	Unk	2		
705ai	44 y F	opioid	1	1						
		benzodiazepine	2	2	U	Unk	Int-A	2		
706ai	44 y F	morphine	1	1						
		chlorpromazine	2	2	A	Ingst	Int-A	2		
		hydromorphone	1	1						
		dextromethorphan	2	2						
		doxepin	3	3						
		clonazepam	4	4						
		methylphenidate	5	5						
		tramadol	6	6						
		diphenhydramine	7	7						
707a	44 y F	acetaminophen	8	8	U	Ingst	Int-S	1		
		acetaminophen	1	1					acetaminophen	13 mcg/mL In Blood (unspecified) @ 5 d (pe)
		acetaminophen	1	1					acetaminophen	442 mcg/mL In Blood (unspecified) @ 1 h (pe)
708p	44 y F				A/C	Ingst	Int-S	2		
709a	44 y M	tramadol	1	1						
		clonazepam	2	2	U	Ingst	Int-S	1		
		acetaminophen/ diphenhydramine	1	1					acetaminophen	168 mcg/mL In Blood (unspecified) @ 19 h (pe)
710ha	44 y F				A/C	Ingst	Int-S	1		
711h	44 y F	acetaminophen *	1	1						
		quetiapine *	2	1	C	Ingst	Unk	2		
		acetaminophen/ oxycodone	1	1					acetaminophen	17 mcg/mL In Blood (unspecified) @ Unknown
		pregabalin	2	2						
		tizanidine	3	3						
		ondansetron	4	4						
		sertraline	5	5						
		metaxalone	6	6						
		ethanol	7	7					ethanol	44 mg/dL In Blood (unspecified) @ 6 h (pe)
712ph	44 y F				U	Ingst	Int-S	1		
		acetaminophen/ diphenhydramine	1	1					acetaminophen	357 mcg/mL In Blood (unspecified) @ Unknown
713p	45 y F				U	Ingst	Int-S	2		

(Continued)

**Table 21.** Listing of Fatal Nonpharmaceutical and Pharmaceutical Exposures.

Annual Report ID	Age	Substances	Substance Rank	Cause Rank	Chronicity	Route	Reason	RCF	Analyte	Blood Concentration @ Time
714	45 y M	acetaminophen/ hydrocodone	1	1	A	Ingst	Unk	1	salicylate	98 mg/dL In Blood (unspecified) @ Unknown
		hydromorphone	2	2						
		diazepam	3	3						
		drug, unknown	4	4						
		salicylate	1	1						
715ai	45 y M	acetaminophen	2	2	A	Ingst	Int-A	2	acetaminophen	84 mcg/mL In Blood (unspecified) @ Unknown
		drug, unknown	3	3						
		valproic acid	4	4						
		valproic acid								
		valproic acid								
716ai	45 y M	morphine	1	1	U	Ingst	Int-A	2		
		phenothiazine	2	2						
		thioridazine	3	3						
		oxycodone	4	4						
		diphenhydramine	5	5						
		ethanol	6	6						
717ai	45 y F	oxycodone	1	1	U	Ingst	Int-A	2		
		opioid	1	1						
718ai	45 y F	opioid	1	1	U	Ingst	Int-A	2		
719h	45 y F	morphine	1	1	A	Ingst	Int-S	1		
720p	45 y F	acetaminophen/ diphenhydramine	1	1	A	Ingst	Int-S	2		
		opioid	1	1						
721ha	45 y F	acetaminophen	1	1	U	Ingst	Int-U	1	acetaminophen	12.5 mcg/mL In Blood (unspecified) @ Unknown
722ai	45 y M	morphine	1	1	U	Ingst	Int-A	2		
723ai	45 y M	alprazolam	2	2	A	Ingst+ Inhal	Int-A	2		
		oxycodone	1	1						
		oxymorphone	2	2						
		diltiazem	3	3						
		metoprolol	4	4						
724ai	45 y F	fentanyl	1	1	U	Derm	Int-A	2		
		opioid	1	1						
725ai	45 y F	morphine	1	1	U	Ingst+ Unk	Int-A	2		
		alprazolam	2	2						
726ha	45 y F	acetaminophen	1	1	C	Ingst	Int-M	1		
		skeletal muscle relaxant	2	2						
727h	45 y M	acetaminophen	1	1	A/C	Ingst	Int-S	1	acetaminophen	279 mcg/mL In Blood (unspecified) @ 21 h (pe)
		acetaminophen	1	1						
		acetaminophen	1	1						
		acetaminophen	1	1						
		acetaminophen	1	1						
		acetaminophen	1	1						
		acetaminophen	1	1						

(Continued)

**Table 21.** Listing of Fatal Nonpharmaceutical and Pharmaceutical Exposures.

Annual Report ID	Age	Substances	Substance Rank	Cause Rank	Chronicity	Route	Reason	RCF	Analyte	Blood Concentration @ Time
728ai	46 y F	acetaminophen	1	1	A	Ingst	Int-S	2	acetaminophen	371 mcg/mL In Blood (unspecified) @ 30 m (pe)
		acetaminophen	1	1					acetaminophen	437 mcg/mL In Blood (unspecified) @ 45 h (pe)
		acetaminophen	1	1					acetaminophen	480 mcg/mL In Blood (unspecified) @ 40 h (pe)
		valproic acid	2	2						
		desvenlafaxine	3	3						
		oxycodone	1	1						
		trazodone	2	2						
729ha	46 y F	clonazepam	3	3	U	Unk	Unk	3	acetaminophen	12 mcg/mL In Blood (unspecified) @ Unknown
		cyclobenzaprine	4	4					acetaminophen	6000 mcg/mL In Blood (unspecified) @ Unknown
		fentanyl	5	5					methadone	0.147 mg/L In Blood (unspecified) @ Unknown
		hydrocodone	6	6					methadone	0.242 mg/L In Blood (unspecified) @ Autopsy
		acetaminophen	7	7					hydrocodone	0.035 mg/L In Blood (unspecified) @ Autopsy
		acetaminophen	1	1					codeine	0.155 mg/L In Blood (unspecified) @ Unknown
		codeine	4	4					codeine	0.166 mg/L In Blood (unspecified) @ Autopsy
730ai	46 y M	oxycodone	1	1	U	Ingst+ Unk	Int-A	2		
		oxymorphone	2	2						
		alprazolam	3	3						
731ai	46 y M	methadone	1	1	U	Ingst	Int-A	2		
		ethanol	2	2						
		diazepam	3	3						
732ai	46 y F				U	Ingst	Int-A	2		
733	46 y M	methadone	1	1	A	Ingst	Int-S	2	acetaminophen	14.7 mcg/mL In Blood (unspecified) @ 1 h (pe)
		acetaminophen	1	1					salicylate	41.7 mg/dL In Blood (unspecified) @ 1 h (pe)
		salicylate	2	2					salicylate	90 mg/dL In Blood (unspecified) @ 11 h (pe)
734ai	46 y F				U	Ingst	Int-A	2		
735ai	46 y F	acetaminophen/ hydrocodone	1	1	U	Ingst	Int-A	2		
		oxycodone	2	2						
		alprazolam	3	3						
736ph	46 y F	acetaminophen/ hydrocodone	1	1	A	Ingst	Int-S	3		
		alprazolam	2	2					methadone	1
737	46 y F	methadone	1	1	A	Ingst	Int-S	1		
		clonidine	2	2						

(Continued)

**Table 21.** Listing of Fatal Nonpharmaceutical and Pharmaceutical Exposures.

Annual Report ID	Age	Substances	Substance Rank	Cause Rank	Chronicity	Route	Reason	RCF	Analyte	Blood Concentration @ Time
738h	46 y M	salicylate	1	1					salicylate	75 mg/dL In Serum @ Unknown
		acetaminophen	1	1	C	Ingst	Int-M	1	acetaminophen	16.7 mcg/mL In Blood (unspecified) @ Unknown
739p	46 y M				U	Ingst	Int-S	2		
740	46 y F	colchicine	1	1						
		acetaminophen/hydrocodone	1	1	U	Ingst	Unk	2	acetaminophen	106 mcg/mL In Blood (unspecified) @ Unknown
741	46 y F	carisoprodol	2	2						
		acetaminophen/hydrocodone	1	1	A/C	Ingst+ Inhal	Int-U	3		
742h	46 y F	acetaminophen	1	1	U	Ingst	Int-M	1	acetaminophen	22 mcg/mL In Serum @ 0.5 h (pe)
743h	47 y F	salicylate	1	1	A	Ingst	Unt-G	1	salicylate	108 mg/dL In Blood (unspecified) @ 29 h (pe)
		salicylate	1	1					salicylate	57 mg/dL In Blood (unspecified) @ 21 h (pe)
		salicylate	1	1					salicylate	63 mg/dL In Blood (unspecified) @ 0 h (pe)
		salicylate	1	1					salicylate	64 mg/dL In Blood (unspecified) @ 2 h (pe)
		salicylate	1	1					salicylate	70 mg/dL In Blood (unspecified) @ 9.5 h (pe)
		salicylate	1	1					salicylate	81 mg/dL In Blood (unspecified) @ 12 m (pe)
744ha	47 y M				A	Ingst	Int-S	1		
		acetaminophen	1	1					acetaminophen	54.1 mg/L In Serum @ Unknown
		acetaminophen	1	1					acetaminophen	77 mg/dL In Serum @ Unknown
		ethanol	2	2					ethanol	0.08 mg/L In Blood (unspecified) @ Unknown
		ethanol	2	2					ethanol	97 mg/dL In Serum @ Unknown
745ai	47 y M				A	Par+ Unk	Int-A	2		
		hydromorphone	1	1						
		oxycodone	2	2						
		benzodiazepine	3	3						
		marijuana	4	4						
		ethanol	5	5						
746ai	47 y F	morphine	1	1	A	Unk	Int-U	2		
		ethanol	2	2						
747ai	47 y M				A	Ingst+ Inhal	Int-A	2		
		oxycodone	1	1						
		alprazolam	2	2						
		sertraline	3	3						
		ethanol (non-beverage)	4	4						
748ai	47 y F				A	Ingst	Int-A	2		
		oxycodone	1	1						
		carisoprodol	2	2						
		diazepam	3	3						
		quetiapine	4	4						
		metoprolol	5	5						
749ai	47 y M				A	Ingst	Int-A	2		
		morphine	1	1						
		quetiapine	2	2						
		trazodone	3	3						

(Continued)



**Table 21.** Listing of Fatal Nonpharmaceutical and Pharmaceutical Exposures.

Annual Report ID	Age	Substances	Substance Rank	Cause Rank	Chronicity	Route	Reason	RCF	Analyte	Blood Concentration @ Time
750pa	47 y F	diltiazem	4	4	U	Ingst	Unk	1		
		citalopram	5	5						
		ethanol	6	6						
		oxycodone	1	1						
		oxycodone	1	1						
751ai	47 y F	benzodiazepine	2	2	U	Ingst	Int-A	2		
		marijuana	3	3						
		oxymorphone	1	1						
752	47 y F	acetaminophen/ hydrocodone	2	2	A/C	Ingst	Int-U	1		
		acetaminophen	1	1						
753pha	47 y F	ethanol	2	2	A	Ingst	Int-S	3		
		oxycodone	1	1						
		oxycodone (extended release)	2	2						
754pha	47 y F	methamphetamine	3	3	A	Ingst	Int-U	3		
		opioid	1	1						
755ph	47 y M	buprenorphine/ naloxone (sublingual)	1	1	A	Ingst	Int-S	2		
		alprazolam	2	2						
		amitriptyline	3	3						
		ethanol	4	4						
756	47 y F				A	Ingst	Unk	2		
757a	47 y F	acetaminophen	1	1	C	Ingst	Int-M	1		
758h	47 y F	acetaminophen	1	1	U	Ingst	Int-U	1		
		acetaminophen	1	1						
759pa	47 y F				A	Ingst	Int-S	2		
		acetaminophen/ hydrocodone	1	1						
		ethanol	2	2						
		ethanol	2	2						
		quetiapine	3	3						
		diphenhydramine	4	4						
		dextromethorphan	5	5						
fluoxetine	6	6								
760h	48 y M	fluoxetine	6	6	U	Ingst	Unk	3		
		acetaminophen/ diphenhydramine	1	1						
		ibuprofen	2	2						
761ph	48 y M	oxycodone	1	1	A	Ingst	Int-S	2		

(Continued)

**Table 21.** Listing of Fatal Nonpharmaceutical and Pharmaceutical Exposures.

Annual Report ID	Age	Substances	Substance Rank	Cause Rank	Chronicity	Route	Reason	RCF	Analyte	Blood Concentration @ Time
762ai	48 y M	ethanol	2	2					ethanol	221 mg/dL In Serum @ Unknown
		methadone	1	1	A	Ingst	Int-A	2		
		olanzapine	2	2						
763ai	48 y F	ethanol	3	3	U	Ingst	Int-A	2		
		oxycodone	1	1						
764	48 y F	alprazolam	2	2	U	Ingst	Unk	3		
765pa	48 y F	acetaminophen	1	1	A/C	Ingst+ Inhal	Int-U	2		
		oxycodone	1	1					oxycodone	0.43 mcg/mL In Blood (unspecified) @ Autopsy
		cyclobenzaprine	2	2						
		metoprolol	3	3						
		clonidine	4	4						
		nitroglycerin	5	5						
		lisinopril	6	6						
		escitalopram	7	7						
		ibuprofen	8	8						
		diclofenac	9	9						
		azithromycin	10	10						
		cephalexin	11	11						
		doxycycline	12	12						
		methylprednisolone	13	13						
766ai	48 y F	oxycodone	1	1	A	Ingst	Int-A	2		
		zolpidem	2	2						
		bupropion	3	3						
767ai	48 y F	tramadol	1	1	U	Ingst	Int-A	2		
		citalopram	2	2						
		trazodone	3	3						
		hydroxyzine	4	4						
		diphenhydramine	5	5						
		cyclobenzaprine	6	6						
768h	48 y F	acetaminophen/ hydrocodone	1	1	U	Ingst	Int-M	2	acetaminophen	59 mcg/mL In Blood (unspecified) @ Unknown
769ai	48 y M	metformin	2	2	U	Ingst+ Unk	Int-A	2		
		morphine	1	1						
770ai	48 y F	oxycodone	2	2	A	Unk	Int-A	2		
		methadone	1	1						
		morphine	2	2						
		cocaine	3	3						
		fluoxetine	4	4						
		phenytoin	5	5						
771ai	48 y F	acetaminophen/ hydrocodone	1	1	U	Ingst	Int-A	2		
		tramadol	2	2						
		antidepressant	3	3						
772ai	48 y M	morphine	1	1	A	Ingst+ Unk	Int-U	2		
		ethanol	2	2						
773	48 y F	acetaminophen/ hydrocodone	1	1	U	Unk	Unk	3		
		acetaminophen/ oxycodone	2	2						
774h	48 y F	acetaminophen	1	1	A/C	Ingst	Int-S	1	acetaminophen	150 mcg/mL In Blood (unspecified) @ 20 h (pe)
		acetaminophen	1	1					acetaminophen	60 mcg/mL In Blood (unspecified) @ 60 h (pe)

(Continued)

**Table 21.** Listing of Fatal Nonpharmaceutical and Pharmaceutical Exposures.

Annual Report ID	Age	Substances	Substance Rank	Cause Rank	Chronicity	Route	Reason	RCF	Analyte	Blood Concentration @ Time
		acetaminophen	1	1					acetaminophen	72.5 mcg/mL In Blood (unspecified) @ 36 h (pe)
		carbamazepine (extended release)	2	2						
		rosuvastatin	3	3						
		clonazepam	4	4						
		mirtazapine	5	5						
		benztropine	6	6						
		levothyroxine	7	7						
		nicotine	8	8						
775ai	48 y F	fentanyl (transdermal)	1	1	U	Ingst	Int-A	2		
		morphine	2	2						
		oxycodone	3	3						
		diazepam	4	4						
776	48 y F	acetaminophen/ diphenhydramine	1	1	A	Ingst	Unk	3	acetaminophen	75 mcg/mL In Blood (unspecified) @ 16 h (pe)
777ai	48 y M	acetaminophen/ hydrocodone	1	1	U	Ingst	Int-A	2		
		oxycodone	2	2						
		alprazolam	3	3						
		quetiapine	4	4						
778ha	48 y F	acetaminophen/ diphenhydramine	1	1	A	Ingst	Int-S	1	acetaminophen	179 mg/L In Serum @ 21 h (pe)
		acetaminophen/ diphenhydramine	1	1					acetaminophen	456 mg/L In Serum @ 5 h (pe)
		acetaminophen/ diphenhydramine	1	1					acetaminophen	53 mg/L In Serum @ 38 h (pe)
		ethanol	2	2					ethanol	332 mg/dL In Serum @ Unknown
779ph	48 y F	acetaminophen/ hydrocodone	1	1	A	Ingst	Int-S	2	acetaminophen	190.2 mcg/mL In Blood (unspecified) @ Unknown
780pha	48 y F	opioid	1	1	A/C	Ingst	Int-S	1	morphine	160 ng/mL In Blood (unspecified) @ Autopsy
		opioid	1	1					tramadol	300 ng/mL In Blood (unspecified) @ Autopsy
		opioid	1	1					o-demethyl tramadol	68 ng/mL In Blood (unspecified) @ Autopsy
		cocaine	2	2					benzoylecognine	740 ng/mL In Blood (unspecified) @ Autopsy
781h	48 y F	quetiapine	3	3	A/C	Ingst	Int-S	2		
		acetaminophen/ hydrocodone	1	1					acetaminophen	329 mcg/mL In Blood (unspecified) @ Unknown
782	48 y F	amitriptyline	2	2	A	Ingst	Unt-T	1		
783a	48 y F	acetaminophen	1	1	U	Ingst	Int-S	1		
		acetaminophen/ hydrocodone	1	1					acetaminophen	0 mg/mL In Blood (unspecified) @ Unknown
		acetaminophen/ hydrocodone	1	1					acetaminophen	3.8 mg/L In Blood (unspecified) @ Unknown
		lorazepam	2	2						
		modafinil	3	3						
		pregabalin	4	4						
		phenazopyridine	5	5						
784ai	49 y F	fentanyl	1	1	A	Unk	Int-A	2		
		diazepam	2	2						

(Continued)

**Table 21.** Listing of Fatal Nonpharmaceutical and Pharmaceutical Exposures.

Annual Report ID	Age	Substances	Substance Rank	Cause Rank	Chronicity	Route	Reason	RCF	Analyte	Blood Concentration @ Time
785ai	49 y M	diphenhydramine	3	3	A	Ingst	Int-A	2		
		cocaine	4	4						
		methadone	5	5						
		oxycodone	6	6						
		hydrocodone	7	7						
		morphine	8	8						
		metoclopramide	9	9						
		acetaminophen	10	10						
		oxycodone	1	1						
		ethanol (non-beverage)	2	2						
786ph	49 y M	diazepam	3	3	A/C	Ingst	Int-S	2		
		fluoxetine	4	4						
		methadone	1	1						
		hydrocodone	2	2						
787ai	49 y F	lorazepam	3	3	U	Ingst+ Unk	Int-A	2		
		droperidol/fentanyl	1	1						
		oxycodone	2	2						
788ai	49 y M	amitriptyline	3	3	U	Ingst+ Unk	Int-A	2		
		alprazolam	4	4						
		diazepam	5	5						
		chlordiazepoxide	6	6						
		methadone	1	1						
		cocaine	2	2						
789ai	49 y M	morphine	1	1	A	Ingst+ Unk	Int-U	2		
		venlafaxine	2	2						
		diphenhydramine	3	3						
		metoprolol	4	4						
790ai	49 y F	oxycodone	1	1	U	Ingst	Int-A	2		
791ai	49 y M	oxycodone	1	1	A	Par+ Oth	Int-A	2		
		fentanyl	1	1						
		cocaine	2	2						
		zolpidem	3	3						
792ai	49 y F	paroxetine	4	4	U	Ingst	Int-A	2		
		oxycodone	1	1						
		skeletal muscle relaxant	2	2						
793ai	49 y M	oxycodone	1	1	A	Ingst	Int-A	2		
		alprazolam	2	2						
794pa	49 y M	oxycodone	1	1	A	Ingst	Unk	1		
		alprazolam	2	2						
		opioid	1	1						
		cocaine	2	2						
795ai	49 y M	ethanol	3	3	A	Par	Int-A	2		
		benzodiazepine	4	4						
		fentanyl	1	1						
		heroin	2	2						
796ph	49 y F	levetiracetam	3	3	A/C	Unk	Unk	2		
		quinine	4	4						
		oxycodone (extended release)	1	1						
		alprazolam	2	2						
797ph	49 y F	hydromorphone	1	1	A	Ingst	Int-S	2		
798	50 y F	hydromorphone	1	1	A	Ingst	Int-S	2		
		acetaminophen/oxycodone	1	1						
		benzodiazepine	2	2						
		quetiapine	3	3						
		pantoprazole	4	4						
		buspirone	5	5						
799	50 y F	ropinirole	6	6	C	Ingst	Int-S	1		

(Continued)

**Table 21.** Listing of Fatal Nonpharmaceutical and Pharmaceutical Exposures.

Annual Report ID	Age	Substances	Substance Rank	Cause Rank	Chronicity	Route	Reason	RCF	Analyte	Blood Concentration @ Time
800ai	50 y M	acetaminophen	1	1					acetaminophen	116 mcg/mL In Blood (unspecified) @ Unknown
		morphine	1	1	A	Ingst	Int-U	2		
		diazepam	2	2						
		fluoxetine	3	3						
		venlafaxine	4	4						
801ai	50 y F				A	Ingst	Int-A	2		
		methadone	1	1						
		diazepam	2	2						
		doxylamine	3	3						
		dextromethorphan	4	4						
		morphine	5	5						
		acetaminophen	6	6						
		citalopram	7	7						
802pha	50 y F				U	Ingst	Int-S	1		
		morphine	1	1					morphine	129 ng/mL In Blood (unspecified) @ Autopsy
		acetaminophen/ hydrocodone	2	2					hydrocodone	46 ng/mL In Blood (unspecified) @ Autopsy
		carisoprodol	3	3					carisoprodol	9.8 Other (see abst) In Blood (unspecified) @ Autopsy
		clonazepam	4	4					7-aminoclonazepam	126 ng/mL In Blood (unspecified) @ Autopsy
803ai	50 y M				U	Ingst+ Unk	Int-A	2		
		morphine	1	1						
		tramadol	2	2						
		diazepam	3	3						
		diphenhydramine	4	4						
		sertraline	5	5						
804ai	50 y F				A	Ingst	Int-A	2		
		methadone	1	1						
		ethanol (non-beverage)	2	2						
		diphenhydramine	3	3						
805ai	50 y F				U	Ingst	Int-S	2		
		acetaminophen/ hydrocodone	1	1						
		oxycodone	2	2						
		alprazolam	3	3						
806ai	50 y F				A	Ingst	Int-A	2		
		methadone	1	1						
		morphine	2	2						
		oxycodone	3	3						
		tramadol	4	4						
		alprazolam	5	5						
		promethazine	6	6						
		diphenhydramine	7	7						
807ai	50 y F				U	Ingst	Int-A	2		
		oxycodone	1	1						
808ai	50 y M				A	Unk	Int-A	2		
		methadone	1	1						
		heroin	2	2						
		cocaine	3	3						
		tramadol	4	4						
		metoprolol	5	5						
		quinine	6	6						
809ai	50 y F				A	Ingst	Int-A	2		
		methadone	1	1						
		cocaine	2	2						
		oxycodone	3	3						
810	50 y F				A	Ingst	Int-A	1		
		acetaminophen	1	1						
811ai	50 y F				A	Ingst	Int-A	2		
		methadone	1	1						
		alprazolam	2	2						
		doxepin	3	3						
812ai	50 y M				A	Ingst	Int-S	2		

(Continued)

**Table 21.** Listing of Fatal Nonpharmaceutical and Pharmaceutical Exposures.

Annual Report ID	Age	Substances	Substance Rank	Cause Rank	Chronicity	Route	Reason	RCF	Analyte	Blood Concentration @ Time
813ai	51 y F	hydromorphone	1	1	A	Ingst	Int-A	2		
		diazepam	2	2						
		amitriptyline	3	3						
		fluoxetine	4	4						
814ai	51 y M	methadone	1	1	U	Ingst	Int-A	2		
		alprazolam	2	2						
815	51 y F	acetaminophen/ hydrocodone	1	1	A	Ingst	Int-U	1	acetaminophen	60 mcg/mL In Serum @ Unknown
		alprazolam	2	2						
		ethanol	3	3						
816h	51 y F	acetaminophen/ hydrocodone	1	1	C	Ingst	Int-M	1		
		ethanol	2	2						
817ai	51 y F	acetaminophen/ hydrocodone	1	1	A	Ingst	Int-A	2		
		ethanol	2	2						
		morphine	1	1						
		metoclopramide	2	2						
818ai	51 y F	anesthetic, local	3	3	U	Ingst	Int-A	2		
		lidocaine	4	4						
		oxycodone	1	1						
		ethanol	2	2						
819ai	51 y F	meperidine	1	1	U	Ingst+ Unk	Int-A	2		
		oxycodone	2	2						
820a	51 y M	acetaminophen	1	1	U	Ingst	Int-S	1	acetaminophen	539.6 mg/L In Serum @ 30 m (pe)
821ai	51 y M	oxycodone	1	1	U	Ingst	Int-A	2		
		ethanol	2	2						
822ai	51 y M	oxycodone	1	1	U	Ingst	Int-A	2		
823ai	51 y M	oxycodone	1	1	U	Ingst	Int-A	2		
		alprazolam	2	2						
824ai	51 y M	oxycodone	1	1	U	Ingst	Int-A	2		
		tramadol	2	2						
		diazepam	3	3						
825ai	51 y M	methadone	1	1	A	Ingst+ Unk	Int-A	2		
		cocaine	2	2						
		ethanol	3	3						
826ai	51 y F	methadone	1	1	A	Ingst	Int-A	2		
		oxycodone	2	2						
		amitriptyline	3	3						
		cyclobenzaprine	4	4						
		diphenhydramine	5	5						
		tramadol	6	6						
827ai	51 y F	methadone	1	1	U	Ingst	Int-A	2		
		acetaminophen/ hydrocodone	2	2						
		promethazine	3	3						
		cyclobenzaprine	4	4						
828ai	51 y F	droperidol/fentanyl	1	1	U	Ingst+ Unk	Int-A	2		
		methamphetamine	2	2						
		acetaminophen/ hydrocodone	3	3						
		diazepam	4	4						
		alprazolam	5	5						
829ai	51 y M	oxycodone	1	1	U	Ingst	Int-A	2		
		ethanol	2	2						
830ai	51 y M				A	Ingst	Int-U	2		

(Continued)

**Table 21.** Listing of Fatal Nonpharmaceutical and Pharmaceutical Exposures.

Annual Report ID	Age	Substances	Substance Rank	Cause Rank	Chronicity	Route	Reason	RCF	Analyte	Blood Concentration @ Time
831p	51 y F	methadone	1	1	U	Ingst	Int-S	3	acetaminophen	74.6 mcg/mL In Blood (unspecified) @ Unknown
		alprazolam	2	2						
		citalopram	3	3						
		ethanol	4	4						
832	51 y M	acetaminophen	1	1	U	Ingst	Int-S	2		
		acetaminophen/ hydrocodone	1	1						
		ibuprofen	2	2						
		bupropion	3	3						
833p	51 y F	hydrochlorothiazide	4	4	A/C	Ingst+ Unk	Int-U	2		
		oxycodone	1	1						
		methamphetamine	2	2						
		alprazolam	3	3						
834h	51 y F	fentanyl (transdermal)	4	4	A/C	Ingst	Int-M	1		
		lamotrigine	5	5						
		salicylate	1	1						
		salicylate	1	1						
		salicylate	1	1						
835p	51 y F	salicylate	1	1	A/C	Ingst	Int-S	2		104.1 mg/dL In Serum @ 5 h (pe)
836	51 y M	salicylate	1	1	A	Ingst	Int-U	2	acetaminophen	14.1 mcg/mL In Blood (unspecified) @ 1 d (pe)
		acetaminophen	1	1						
		acetaminophen	1	1						
837	52 y F	acetaminophen	1	1	C	Ingst	Unk	2	acetaminophen	20.6 mcg/mL In Blood (unspecified) @ 0 d (pe)
		metoprolol	2	2						
		acetaminophen/ hydrocodone	3	3						
		ethanol	4	4						
838	52 y F	acetaminophen	1	1	A	Ingst	Int-S	1		60.8 mcg/mL In Blood (unspecified) @ 7 h (pe)
		morphine (extended release)	1	1						
		diazepam	2	2						
839ai	52 y F	zolpidem (extended release)	3	3	A	Unk	Int-A	2		
		fentanyl	1	1						
840pa	52 y M				A	Ingst	Int-S	3		
841ai	52 y F	acetaminophen *	2	1	U	Ingst	Int-A	2		
		benzodiazepine *	1	1						
		acetaminophen/ hydrocodone	1	1						
842h	52 y M	hydromorphone	2	2	A	Ingst	Int-S	1	acetaminophen	172 mcg/mL In Blood (unspecified) @ Unknown
		skeletal muscle relaxant	3	3						
		acetaminophen/ hydrocodone	1	1						
843ai	52 y F				U	Ingst	Int-A	2		
844ai	52 y F	methadone	1	1	A	Ingst	Int-A	2		

(Continued)

**Table 21.** Listing of Fatal Nonpharmaceutical and Pharmaceutical Exposures.

Annual Report ID	Age	Substances	Substance Rank	Cause Rank	Chronicity	Route	Reason	RCF	Analyte	Blood Concentration @ Time
845ai	52 y M	hydromorphone	1	1	A	Ingst	Int-A	2		
		diazepam	2	2						
		ethanol	3	3						
846ai	52 y F	methadone	1	1	A	Ingst	Int-A	2		
		promethazine	2	2						
847	52 y F	methadone	1	1	A	Ingst	Int-U	1		
		amitriptyline	2	2						
		promethazine	3	3						
848ai	52 y M	acetaminophen	1	1	U	Ingst	Int-A	2		
		opioid	2	2						
		barbiturate	3	3						
849ai	52 y F	opioid	1	1	U	Ingst	Int-A	2		
		benzodiazepine	2	2						
850ai	52 y F	tramadol	1	1	U	Ingst	Int-A	2		
		amitriptyline	2	2						
851ai	52 y M	acetaminophen/ hydrocodone	1	1	U	Ingst	Int-A	2		
		cyclobenzaprine	2	2						
852p	52 y F	oxycodone	1	1	U	Unk	Int-A	1		
		alprazolam	2	2						
853ai	52 y M	methadone	1	1	A	Par	Int-A	2		
		alprazolam	2	2						
854	52 y F	oxymorphone	1	1	A	Ingst+ Derm	Unk	1		
		acetaminophen/ hydrocodone	1	1						
		acetaminophen/ hydrocodone	1	1					acetaminophen	120 mcg/mL In Blood (unspecified) @ 5 h (pe)
		acetaminophen/ hydrocodone	1	1					acetaminophen	127 mcg/mL In Blood (unspecified) @ 3.5 d (pe)
		acetaminophen/ hydrocodone	1	1					acetaminophen	233 mcg/mL In Blood (unspecified) @ 3 d (pe)
		acetaminophen/ hydrocodone	1	1					acetaminophen	57.3 mcg/mL In Blood (unspecified) @ 1 d (pe)
		acetaminophen/ hydrocodone	1	1					acetaminophen	92.4 mcg/mL In Blood (unspecified) @ 2.5 h (pe)
		acetaminophen/ hydrocodone	1	1					acetaminophen	92.4 mcg/mL In Blood (unspecified) @ 2.5 h (pe)
855ai	52 y F	fentanyl	2	2	U	Ingst	Int-A	2		
		clonazepam	3	3						
		gabapentin	4	4						
		venlafaxine	5	5						
		ethanol	6	6						
		acetaminophen/ hydrocodone	1	1						
856ai	52 y F	alprazolam	2	2	U	Ingst	Int-A	2		
		quetiapine	3	3						
		skeletal muscle relaxant	4	4						
		codeine	1	1						
857ai	52 y F	codeine	1	1	U	Ingst	Int-A	2		
		oxycodone	1	1						
858	52 y M	alprazolam	2	2	A/C	Ingst	Int-S	1		
		skeletal muscle relaxant	3	3						
		acetaminophen	1	1						
859h	52 y M	ethanol	2	2	A/C	Ingst	Int-S	2		
		acetaminophen	1	1						

(Continued)



**Table 21.** Listing of Fatal Nonpharmaceutical and Pharmaceutical Exposures.

Annual Report ID	Age	Substances	Substance Rank	Cause Rank	Chronicity	Route	Reason	RCF	Analyte	Blood Concentration @ Time
860ha	52 y M	ethanol	2	2						
		morphine (extended release)	1	1	A/C	Ingst	Int-S	1	morphine (free)	180 ng/mL In Blood (unspecified) @ Unknown
861	52 y M				A	Ingst	Int-S	1		
		oxycodone	1	1						
		ethanol	2	2						
862ai	53 y M				A	Ingst	Unt-G	2		
		morphine	1	1						
		tramadol	2	2						
		diazepam	3	3						
		dextromethorphan	4	4						
863ai	53 y F				A	Unk	Int-A	2		
		morphine	1	1						
		cyclobenzaprine	2	2						
		levetiracetam	3	3						
864ai	53 y M				A	Unk	Int-A	2		
		methadone	1	1						
		heroin	2	2						
		alprazolam	3	3						
		promethazine	4	4						
		codeine	5	5						
865ai	53 y M				A	Ingst	Int-A	2		
		morphine	1	1						
		diazepam	2	2						
		trazodone	3	3						
		bupropion	4	4						
		dextromethorphan	5	5						
		mirtazapine	6	6						
		codeine	7	7						
866h	53 y F				A/C	Ingst	Int-S	3		
		acetaminophen	1	1					acetaminophen	479.2 mcg/mL In Serum @ Unknown
		acetaminophen	1	1					salicylate	95.3 mg/dL In Serum @ Unknown
		salicylate	2	2						
		benzodiazepine	3	3						
867ai	53 y F				A	Unk	Int-A	2		
		methadone	1	1						
		cocaine	2	2						
		promethazine	3	3						
		ethanol	4	4						
868ai	53 y F				U	Ingst+ Unk	Int-A	2		
		fentanyl	1	1						
		methadone	2	2						
		alprazolam	3	3						
869ai	53 y F				U	Ingst+ Unk	Int-A	2		
		morphine	1	1						
870ai	53 y M				U	Unk	Int-A	2		
		morphine	1	1						
		ethanol	2	2						
871ai	53 y M				U	Ingst	Int-S	2		
		tramadol	1	1						
		amitriptyline	2	2						
		ethanol	3	3						
872ai	53 y M				U	Ingst	Int-A	2		
		acetaminophen/ hydrocodone	1	1						
873h	53 y F				A	Ingst	Int-S	1		
		acetaminophen	1	1					acetaminophen	32 mcg/mL In Blood (unspecified) @ Unknown
874pha	53 y F				U	Ingst	Int-S	1		
		acetaminophen	1	1					acetaminophen	200 mg/mL In Blood (unspecified) @ Unknown
		acetaminophen	1	1					acetaminophen	400 mcg/mL In Blood (unspecified) @ Unknown
		benzodiazepine	2	2						
		ethanol	3	3						
875ph	54 y F				A/C	Ingst	Int-S	1		

(Continued)

**Table 21.** Listing of Fatal Nonpharmaceutical and Pharmaceutical Exposures.

Annual Report ID	Age	Substances	Substance Rank	Cause Rank	Chronicity	Route	Reason	RCF	Analyte	Blood Concentration @ Time
		acetaminophen/ hydrocodone	1	1					acetaminophen	294 mcg/mL In Blood (unspecified) @ 12 h (pe)
		acetaminophen/ hydrocodone	1	1					acetaminophen	408 mcg/mL In Blood (unspecified) @ Unknown
876ai	54 y F	Hydromorphone alprazolam dexlansoprazole	2 3 4	2 3 4	U	Ingst	Int-A	2		
		acetaminophen/ hydrocodone	1	1						
		oxycodone	2	2						
		citalopram	3	3						
		cyclobenzaprine	4	4						
		nortriptyline	5	5						
877ai	54 y F				A	Ingst+	Unk	Int-A	2	
		morphine	1	1						
		cocaine	2	2						
		carisoprodol	3	3						
		diphenhydramine	4	4						
878ai	54 y M				U	Ingst	Int-A	2		
		oxycodone	1	1						
		alprazolam	2	2						
		ethanol	3	3						
879ai	54 y F				U	Unk	Int-A	2		
		morphine	1	1						
		skeletal muscle relaxant	2	2						
		promethazine	3	3						
		trazodone	4	4						
		venlafaxine	5	5						
880ai	54 y M				U	Ingst	Int-A	2		
		oxycodone	1	1						
		alprazolam	2	2						
		skeletal muscle relaxant	3	3						
881ai	54 y M				U	Ingst	Int-A	2		
		oxymorphone	1	1						
		ethanol	2	2						
882ai	54 y F				U	Ingst+	Unk	Int-A	2	
		morphine	1	1						
		phentermine	2	2						
		diazepam	3	3						
		alprazolam	4	4						
		methadone	5	5						
883ai	54 y F				U	Ingst	Int-A	2		
		oxycodone	1	1						
		temazepam	2	2						
884ai	54 y F				U	Ingst	Int-A	2		
		tramadol	1	1						
		citalopram	2	2						
		fluoxetine	3	3						
		cyclobenzaprine	4	4						
		quetiapine	5	5						
885p	54 y M				A	Oth	Int-A	3		
		opioid	1	1						
886p	54 y M				U	Ingst	Int-S	2		
		oxycodone	1	1						
887ai	54 y F				U	Ingst+	Unk	Int-A	2	
		acetaminophen/ hydrocodone	1	1						
		diphenhydramine	2	2						
		morphine	3	3						
888ai	54 y M				A	Ingst	Int-S	2		
		methadone	1	1						
		temazepam	2	2						
		diphenhydramine	3	3						
		ethanol	4	4						
889ai	54 y F				A	Ingst	Int-A	2		
		morphine	1	1						
		cyclobenzaprine	2	2						
		ethanol	3	3						

(Continued)

**Table 21.** Listing of Fatal Nonpharmaceutical and Pharmaceutical Exposures.

Annual Report ID	Age	Substances	Substance Rank	Cause Rank	Chronicity	Route	Reason	RCF	Analyte	Blood Concentration @ Time
890ai	54 y F	hydrocodone	1	1	A	Ingst	Int-U	2		
		acetaminophen	2	2						
		diphenhydramine	3	3						
		ethanol	4	4						
891ha	54 y F	morphine	1	1	U	Ingst+ Unk	Int-U	2	morphine	0.028 mg/L In Blood (unspecified) @ Unknown
		morphine	1	1					morphine	0.347 mg/L In Whole Blood @ Autopsy
		acetaminophen/ hydrocodone	2	2						
		benzodiazepine	3	3					midazolam	130 ng/mL In Whole Blood @ Autopsy
		benzodiazepine	3	3					7-aminoclonazepam	16 ng/mL In Whole Blood @ Autopsy
892ai	54 y F	methadone	1	1	A	Ingst	Int-A	2		
		amitriptyline	2	2						
		diphenhydramine	3	3						
		ethanol	4	4						
893a	54 y F	acetaminophen	1	1	A	Ingst	Int-S	2	acetaminophen	155 mcg/mL In Blood (unspecified) @ Unknown
894ha	54 y F	acetaminophen/ oxycodone	1	1	U	Ingst	Unk	2	acetaminophen	184 mcg/mL In Blood (unspecified) @ Unknown
895ph	54 y F	acetaminophen/ hydrocodone	1	1	A/C	Ingst	Int-S	2		
		ethanol	2	2						
		imipramine	3	3					imipramine	0.16 mg/L In Blood (unspecified) @ Autopsy
		imipramine	3	3					desipramine	0.26 mg/L In Blood (unspecified) @ Autopsy
		oxycodone	4	4					oxycodone	0.059 mg/L In Blood (unspecified) @ Unknown
		oxycodone	4	4					oxycodone	0.062 mg/L In Blood (unspecified) @ Unknown
896	54 y M	acetaminophen/ diphenhydramine	1	1	C	Ingst	Int-M	1		
		caffeine/salicylamide/ salicylate	2	2						
897	55 y M	salicylate	1	1	A	Ingst	Int-S	1	salicylate	84 mg/dL In Serum @ Unknown
		olanzapine	2	2						
		naproxen	3	3						
898ai	55 y M	acetaminophen/ hydrocodone	1	1	U	Ingst	Int-S	2		
		bupropion	2	2						
		carbamazepine	3	3						
		amitriptyline	4	4						
899ai	55 y F	oxycodone	1	1	U	Ingst+ Unk	Int-A	2		
		alprazolam	2	2						
		morphine	3	3						
		citalopram	4	4						
		diazepam	5	5						
900h	55 y F	acetaminophen	1	1	U	Ingst	Int-S	2	acetaminophen	27.1 mg/L In Blood (unspecified) @ Unknown

(Continued)

**Table 21.** Listing of Fatal Nonpharmaceutical and Pharmaceutical Exposures.

Annual Report ID	Age	Substances	Substance Rank	Cause Rank	Chronicity	Route	Reason	RCF	Analyte	Blood Concentration @ Time
901ai	55 y M	acetaminophen	1	1	U	Ingst	Int-A	2	acetaminophen	31.5 mg/L In Blood (unspecified) @ Autopsy
		acetaminophen	1	1					acetaminophen	342 mg/kg In Gastric (stomach content) @ Autopsy
		oxycodone	1	1						
902ai	55 y M	oxymorphone	2	2	U	Ingst	Int-A	2		
		diazepam	3	3						
		oxycodone	1	1						
903ai	55 y F	oxymorphone	2	2	A	Unk	Int-A	2		
		fentanyl	1	1						
904ai	55 y M	oxycodone	2	2	A	Unk	Int-A	2		
		trazodone	3	3						
		bupropion	4	4						
		metoprolol	5	5						
		morphine	1	1						
905ai	55 y F				U	Ingst+ Unk	Int-A	2		
		fentanyl	1	1						
		diazepam	2	2						
		acetaminophen/ hydrocodone	3	3						
		phentermine	4	4						
906pha	55 y F	promethazine	5	5	U	Ingst	Int-U	1		
		oxycodone	1	1						
		acetaminophen	2	2					acetaminophen	28.9 mcg/mL In Blood (unspecified) @ Unknown
		ethanol	3	3					ethanol	270 mg/mL In Blood (unspecified) @ Unknown
907ai	55 y M	morphine	1	1	A	Unk	Int-A	2		
		cocaine	2	2						
		ethanol (non-beverage)	3	3						
908ai	55 y M				A	Ingst	Int-A	2		
		fentanyl	1	1						
		methadone	2	2						
		diltiazem	3	3						
909ha	55 y F	citalopram	4	4	A	Ingst	Int-S	1		
		acetaminophen/ hydrocodone	1	1					acetaminophen	10 mg/L In Blood (unspecified) @ Unknown
		acetaminophen/ hydrocodone	1	1					hydrocodone	54 Other (see abst) In Blood (unspecified) @ Unknown
		carisoprodol	2	2					carisoprodol	19 mg/L In Blood (unspecified) @ Unknown
910ai	55 y M	carisoprodol	2	2	A	Ingst	Int-A	2	meprobamate	25 mg/L In Blood (unspecified) @ Unknown
		methadone	1	1						
		oxycodone	2	2						
		cocaine	3	3						
		alprazolam	4	4						
		clonazepam	5	5						
		meprobamate	6	6						
diphenhydramine	7	7								
911ha	55 y F	acetaminophen	1	1	A	Ingst	Int-S	1	acetaminophen	198 mcg/mL In Blood (unspecified) @ 13 h (pe)
		acetaminophen	1	1					acetaminophen	300 mcg/mL In Blood (unspecified) @ Unknown

(Continued)

Clinical Toxicology Downloaded from informahealthcare.com by 71.16.53.66 on 01/06/15 For personal use only.

**Table 21.** Listing of Fatal Nonpharmaceutical and Pharmaceutical Exposures.

Annual Report ID	Age	Substances	Substance Rank	Cause Rank	Chronicity	Route	Reason	RCF	Analyte	Blood Concentration @ Time
912ai	55 y F	acetaminophen	1	1	A	Ingst	Int-A	2	acetaminophen	31 mcg/mL In Blood (unspecified) @ 26 h (pe)
		oxycodone	1	1						
		quetiapine	2	2						
		trazodone	3	3						
		citalopram	4	4						
		cyclobenzaprine	5	5						
		methylphenidate	6	6						
		orphenadrine	7	7						
913h	55 y F	ethanol	8	8	A	Ingst	Int-M	3	ethanol	179 mg/dL In Blood (unspecified) @ Unknown
		oxycodone	1	1						
914h	56 y F	ethanol	2	2	A	Ingst	Unk	1	salicylate	170 mg/dL In Blood (unspecified) @ Unknown
		salicylate	1	1						
915	56 y F	acetaminophen	1	1	A	Ingst	Int-S	2	salicylate	12.6 mg/dL In Serum @ Unknown
		salicylate	2	2						
916	56 y F	drug, unknown	3	3	A	Ingst	Int-S	2	acetaminophen	255 mcg/mL In Blood (unspecified) @ Unknown
		acetaminophen/hydrocodone	1	1						
		trazodone	2	2						
917	56 y M	temazepam	3	3	A	Ingst	Int-U	1		
		acetaminophen	1	1						
918ai	56 y F	ethanol	2	2	U	Ingst+ Unk	Int-A	2		
		morphine	1	1						
919ai	56 y M	ethanol	2	2	A	Inhal+ Oth	Int-A	2		
		morphine	1	1						
		cocaine	2	2						
		tramadol	3	3						
		doxepin	4	4						
920pha	56 y M	codeine	5	5	A	Ingst	Int-S	1	ethanol	40 mg/dL In Plasma @ Unknown
		oxycodone	1	1						
		ethanol	2	2						
		trazodone	3	3						
		venlafaxine (extended release)	4	4						
921ai	56 y F	droperidol/fentanyl	5	5	U	Ingst	Int-A	2		
		oxycodone	1	1						
		diazepam	2	2						
		skeletal muscle relaxant	3	3						
922a	56 y M	acetaminophen/hydrocodone	1	1	A	Ingst	Int-S	2		
923phi	56 y F	fentanyl (transdermal)	1	1	A	Ingst	AR-D	2		
		acetaminophen/hydrocodone	2	2						
		clonazepam	3	3						
		quetiapine	4	4						
		tizanidine	5	5						
		promethazine	6	6						
		esomeprazole	7	7						
		atorvastatin	8	8						
924ai	56 y F	oxycodone	1	1	A	Ingst	Int-S	2		
		hydrocodone	2	2						

(Continued)

**Table 21.** Listing of Fatal Nonpharmaceutical and Pharmaceutical Exposures.

Annual Report ID	Age	Substances	Substance Rank	Cause Rank	Chronicity	Route	Reason	RCF	Analyte	Blood Concentration @ Time	
925	56 y M	metaxalone	3	3	C	Ingst	Int-S	1			
		acetaminophen	4	4							
		salicylate	1	1							salicylate
926	56 y F	acetaminophen	1	1	U	Ingst	Int-S	2	acetaminophen	111 mcg/mL In Serum @ Unknown	
927p	56 y M	clonazepam	2	2	A	Ingst	Int-U	1			
928ai	57 y F	acetaminophen/ oxycodone	1	1	A	Ingst+ Unk	Int-A	2		acetaminophen	26 mg/L In Plasma @ Unknown
		oxymorphone	1	1							
		cocaine	2	2							
		sertraline	3	3							
		paroxetine	4	4							
929ai	57 y F	tramadol	5	5	U	Ingst	Int-S	2			
930ai	57 y F	salicylate	1	1	U	Ingst	Int-A	2			
		alprazolam	2	2							
		butalbital	3	3							
931ai	57 y M	oxycodone	1	1	U	Ingst	Int-A	2			
		cyclobenzaprine	2	2							
		mirtazapine	3	3							
		sertraline	4	4							
		promethazine	5	5							
932ai	57 y F	methadone	1	1	A	Ingst	Int-A	2			
		ethanol	2	2							
933ai	57 y F	methadone	1	1	U	Ingst	Int-S	2			
		morphine	2	2							
		olanzapine	3	3							
		fluoxetine	4	4							
		oxycodone	5	5							
934	57 y F	codeine	1	1	A/C	Ingst	Int-S	2			
		acetaminophen/ hydrocodone	2	2							
		fluoxetine	3	3							
		alprazolam	4	4							
		tramadol	5	5							
		cyclobenzaprine	6	6							
		zolpidem	7	7							
935ai	57 y F	ibuprofen	1	1	A	Ingst	Int-A	2			
936ai	57 y F	morphine	1	1	U	Ingst+ Unk	Int-A	2			
		oxycodone	2	2							
937	57 y F	morphine	1	1	A	Ingst	Int-S	1		salicylate	88.9 mg/dL In Blood (unspecified) @ Unknown
		hydromorphone	2	2							
		temazepam	3	3							
		ethanol	4	4							
938ai	57 y F	salicylate	1	1	U	Ingst	Int-A	2			
939	57 y F	methadone	1	1	A	Ingst	Int-M	2			
		diazepam	2	2							
940ai	57 y M	acetaminophen	1	1	U	Ingst	Int-A	2			
941	57 y M	oxycodone	1	1	U	Ingst	Int-U	3			
		ethanol	2	2							
		diazepam	3	3							
		tramadol	1	1							

(Continued)

**Table 21.** Listing of Fatal Nonpharmaceutical and Pharmaceutical Exposures.

Annual Report ID	Age	Substances	Substance Rank	Cause Rank	Chronicity	Route	Reason	RCF	Analyte	Blood Concentration @ Time
942	57 y M	acetaminophen/ butalbital/caffeine	1	1	A/C	Ingst	Int-S	2		
943p	58 y M	methadone	1	1	U	Ingst	Int-U	2		
944	58 y F	opioid trazodone thyroid preparation	1 2 3	1 2 3	A/C	Ingst	Int-S	2		
945ha	58 y F	acetaminophen	1	1	A	Ingst	Int-S	1	acetaminophen	41.5 mg/L In Blood (unspecified) @ Unknown
		acetaminophen	1	1					acetaminophen	452 mg/mL In Serum @ Unknown
946ai	58 y F	methadone oxycodone alprazolam promethazine fluoxetine	1 2 3 4 5	1 2 3 4 5	U	Ingst	Int-A	2		
947ai	58 y M	acetaminophen/ hydrocodone	1	1	U	Ingst	Int-A	2		
948pa	58 y F	methadone	1	1	A	Ingst	Int-S	1	methadone	1600 ng/mL In Blood (unspecified) @ Autopsy
		methadone	1	1					eddp (2-ethylidene-1,5-dimethyl-3,3-diphenylpyrrolidine)	340 ng/mL In Blood (unspecified) @ Autopsy
		morphine	2	2					morphine (free)	690 ng/mL In Blood (unspecified) @ Autopsy
		fluoxetine	3	3					norfluoxetine	1000 ng/mL In Blood (unspecified) @ Autopsy
		fluoxetine	3	3					fluoxetine	1100 ng/mL In Blood (unspecified) @ Autopsy
949ai	58 y F	morphine	1	1	U	Unk	Int-A	2		
950ai	58 y F	morphine alprazolam	1 2	1 2	U	Ingst+ Unk	Unk	2		
951ai	58 y M	methadone acetaminophen/ hydrocodone alprazolam tramadol	1 2 3 4	1 2 3 4	U	Ingst	Int-A	2		
952h	58 y M	acetaminophen	1	1	A	Ingst	Int-U	3		
953	58 y M	methadone	1	1	A/C	Ingst	Int-S	3		
954ai	58 y M	methadone clonazepam promethazine pheniramine ethanol	1 2 3 4 5	1 2 3 4 5	A	Unk	Int-A	2		
955h	58 y F	acetaminophen	1	1	A	Ingst	Int-S	1	acetaminophen	34.5 mcg/mL In Blood (unspecified) @ Unknown
		amphetamine	2	2						
		cyclic antidepressant, unknown	3	3						
		oxycodone	4	4						
956ai	58 y M	acetaminophen/ hydrocodone oxycodone	1 2	1 2	U	Ingst	Int-A	2		

(Continued)

**Table 21.** Listing of Fatal Nonpharmaceutical and Pharmaceutical Exposures.

Annual Report ID	Age	Substances	Substance Rank	Cause Rank	Chronicity	Route	Reason	RCF	Analyte	Blood Concentration @ Time
957ai	58 y M	hydromorphone	3	3						
958	58 y F	oxycodone	1	1	U	Ingst	Int-A	2		
		acetaminophen/ hydrocodone	1	1	A	Ingst	Int-S	3	acetaminophen	399 mcg/mL In Blood (unspecified) @ 1 h (pe)
959ai	58 y M	morphine	2	2						
		fentanyl	1	1	A	Ingst+ Unk	Int-A	2		
		sertraline	2	2						
		ethanol	3	3						
960ai	58 y F				U	Ingst+ Unk	Int-A	2		
		fentanyl	1	1						
		fluoxetine	2	2						
961a	58 y M				A	Ingst	Int-S	2		
		salicylate	1	1						
		amphetamine	2	2						
962ha	58 y F	acetaminophen	1	1	U	Ingst	Unk	2	acetaminophen	30.5 mcg/mL In Blood (unspecified) @ Unknown
		acetaminophen	1	1					acetaminophen	31 mg/mL In Blood (unspecified) @ Autopsy
963	58 y F				A/C	Ingst	Unk	2		
		acetaminophen	1	1						
964h	59 y M				U	Ingst	Unk	3		
		salicylate	1	1					salicylate	28 mg/dL In Serum @ 8 h (pe)
		salicylate	1	1					salicylate	31 mg/dL In Serum @ 5 h (pe)
		salicylate	1	1					salicylate	45 mg/dL In Serum @ 5 m (pe)
965ai	59 y F				A	Ingst	Int-U	2		
		tramadol	1	1						
		diphenhydramine	2	2						
966	59 y F	acetaminophen	1	1	A	Ingst	Unk	1	acetaminophen	300 mcg/mL In Serum @ Unknown
967ha	59 y M				A/C	Ingst	Unk	1		
		oxycodone	1	1						
		morphine	2	2					morphine	0.036 mg/L In Blood (unspecified) @ Unknown
968ai	59 y F	nitroglycerin	3	3						
969ai	59 y F	hydromorphone	1	1	U	Par	Int-A	2		
		acetaminophen/ hydrocodone	1	1	U	Ingst	Int-A	2		
		diazepam	2	2						
970	59 y M	acetaminophen/ hydrocodone	1	1	A	Ingst	Unk	2		
971ai	59 y M	acetaminophen/ hydrocodone	1	1	U	Ingst	Int-A	2		
972ai	59 y F				A	Ingst	Int-A	2		
		oxycodone	1	1						
		diazepam	2	2						
		alprazolam	3	3						
		amitriptyline	4	4						
		paroxetine	5	5						
973	59 y M	acetaminophen/ hydrocodone	1	1	C	Ingst	Int-M	2		
974a	59 y F	methadone	1	1	A	Ingst	Int-A	1	methadone	0.4 mg/L In Blood (unspecified) @ Unknown
		cocaine	2	2						

(Continued)



**Table 21.** Listing of Fatal Nonpharmaceutical and Pharmaceutical Exposures.

Annual Report ID	Age	Substances	Substance Rank	Cause Rank	Chronicity	Route	Reason	RCF	Analyte	Blood Concentration @ Time
975ai	59 y M	promethazine	3	3	A	Ingst+ Unk	Int-A	2	promethazine	0.05 mg/L In Blood (unspecified) @ Autopsy
976h	59 y F	methadone diazepam ethanol	1 2 3	1 2 3	C	Ingst	Int-M	2	acetaminophen	53 mcg/mL In Serum @ Unknown
977	59 y M	acetaminophen ibuprofen	1 2	1 2	A	Ingst	Int-M	3		
978ai	60 y F	acetaminophen	1	1	A	Ingst	Int-A	2		
979pha	60 y M	methadone diphenhydramine	1 2	1 2	U	Ingst	Int-S	2		
		acetaminophen/ hydrocodone	1	1					dihydrocodeine/hydrocodol (free)	12 ng/mL In Blood (unspecified) @ Autopsy
		acetaminophen/ hydrocodone	1	1					oxycodone (free)	14 ng/mL In Blood (unspecified) @ Autopsy
		acetaminophen/ hydrocodone	1	1					hydrocodone (free)	260 ng/mL In Blood (unspecified) @ Autopsy
		acetaminophen/ hydrocodone	1	1					acetaminophen	54 mcg/mL In Unknown @ Unknown
		acetaminophen/ hydrocodone	1	1					acetaminophen	80 mcg/mL In Blood (unspecified) @ Autopsy
		angiotensin converting enzyme inhibitor	2	2						
		benzodiazepine	3	3					7-aminoclonazepam	180 ng/mL In Blood (unspecified) @ Autopsy
		benzodiazepine	3	3					alprazolam	54 ng/mL In Blood (unspecified) @ Autopsy
		benzodiazepine	3	3					clonazepam	94 ng/mL In Blood (unspecified) @ Autopsy
		carisoprodol	4	4					carisoprodol	14 mcg/mL In Blood (unspecified) @ Autopsy
		carisoprodol	4	4					meprobamate	19 mcg/mL In Blood (unspecified) @ Autopsy
		trazodone	5	5					trazodone	1.5 mcg/mL In Blood (unspecified) @ Autopsy
980pa	60 y M	acetaminophen/ hydrocodone	1	1	A	Ingst+ Aspir	Int-S	2	hydrocodone (free)	69 mcg/mL In Serum @ Unknown
981ai	60 y F	methadone ethanol	1 2	1 2	U	Ingst	Int-A	2		
982	60 y M	acetaminophen	1	1	U	Ingst	Int-U	3	acetaminophen	77 mcg/mL In Blood (unspecified) @ Unknown
983h	60 y M	tramadol tizanidine oxazepam clonazepam ibuprofen	1 2 3 4 5	1 2 3 4 5	A/C	Ingst	Int-S	2		
984a	60 y F	acetaminophen	1	1	A/C	Ingst	Int-M	3	acetaminophen	32.1 mg/mL In Blood (unspecified) @ Unknown
985h	60 y F				U	Ingst	Unk	1		

(Continued)

**Table 21.** Listing of Fatal Nonpharmaceutical and Pharmaceutical Exposures.

Annual Report ID	Age	Substances	Substance Rank	Cause Rank	Chronicity	Route	Reason	RCF	Analyte	Blood Concentration @ Time
		acetaminophen *	2	1					acetaminophen	128 mcg/mL In Blood (unspecified) @ 26 h (pe)
		acetaminophen *	2	1					acetaminophen	254 mcg/mL In Blood (unspecified) @ 3 h (pe)
		acetaminophen *	2	1					acetaminophen	453 mcg/mL In Blood (unspecified) @ 0 h (pe)
		acetaminophen *	2	1					acetaminophen	454 mcg/mL In Blood (unspecified) @ 65 h (pe)
		acetaminophen *	2	1					acetaminophen	497 mcg/mL In Blood (unspecified) @ 45 h (pe)
		acetaminophen *	2	1					acetaminophen	504 mcg/mL In Blood (unspecified) @ 41 h (pe)
986ai	61 y M	acetaminophen/ diphenhydramine *	1	1		A	Ingst	Int-U	2	
		tramadol	1	1						
		methadone	2	2						
987ai	61 y F	promethazine	3	3		U	Ingst	Int-A	2	
		acetaminophen/ hydrocodone	1	1						
988pa	61 y F	temazepam	2	2		A/C	Ingst	Int-S	1	
		acetaminophen/ oxycodone	1	1					acetaminophen	2 mcg/mL In Unknown @ Unknown
		acetaminophen/ oxycodone	1	1					dihydrocodeine/hydrocodol (free)	47 ng/mL In Blood (unspecified) @ Autopsy
		acetaminophen/ oxycodone	1	1					hydrocodone (free)	66 ng/mL In Blood (unspecified) @ Autopsy
		methamphetamine	2	2					methamphetamine	5.7 ng/mL In Blood (unspecified) @ Autopsy
		diazepam	3	3					diazepam	360 ng/mL In Blood (unspecified) @ Autopsy
		diazepam	3	3					nordiazepam	390 ng/mL In Blood (unspecified) @ Autopsy
		temazepam	4	4					temazepam	42 ng/mL In Blood (unspecified) @ Autopsy
		oxazepam	5	5					oxazepam	23 ng/mL In Blood (unspecified) @ Autopsy
989	61 y M					U	Ingst	Int-S	1	
		acetaminophen/ hydrocodone	1	1					acetaminophen	722 mcg/mL In Serum @ Unknown
		acetaminophen	2	2					salicylate	17 mg/dL In Serum @ Unknown
		acetaminophen/ caffeine/salicylate	3	3						
990h	61 y F	ethanol	4	4		U	Ingst	Int-S	1	
		acetaminophen	1	1					acetaminophen	109 mcg/mL In Serum @ Unknown
991ai	61 y F	diphenhydramine	2	2		U	Ingst	Int-A	2	
		acetaminophen/ hydrocodone	1	1						
		citalopram	2	2						
992ai	61 y F	cyclobenzaprine	3	3		A	Ingst	Int-S	2	
		hydrocodone	1	1						
		mirtazapine	2	2						
993ai	62 y F	acetaminophen	3	3		A	Ingst	Unk	2	

(Continued)

**Table 21.** Listing of Fatal Nonpharmaceutical and Pharmaceutical Exposures.

Annual Report ID	Age	Substances	Substance Rank	Cause Rank	Chronicity	Route	Reason	RCF	Analyte	Blood Concentration @ Time		
994a	62 y M	methadone	1	1	A	Ingst	Int-S	1				
		oxycodone	2	2								
		amitriptyline	3	3								
		oxcarbazepine	4	4								
		paroxetine	5	5								
		mirtazapine	6	6								
		metoprolol	7	7								
994a	62 y M	acetaminophen	1	1	A	Ingst	Int-S	1	ethanol	100 mg/dL In Blood (unspecified) @ 0.5 h (pe)		
		ethanol	2	2								
		ethanol	2	2							acetaminophen	494 mcg/mL In Blood (unspecified) @ 0.5 h (pe)
995ai	62 y M	oxycodone	1	1	A	Ingst	Int-S	2				
		codeine	2	2								
		acetaminophen	3	3								
		ethanol	4	4								
996	62 y M	acetaminophen/hydrocodone	1	1	A	Ingst	Int-S	2	acetaminophen	86 ng/mL In Blood (unspecified) @ Unknown		
		benzodiazepine	2	2								
997ai	62 y M	acetaminophen/hydrocodone	1	1	U	Ingst+ Unk	Int-A	2				
		morphine	2	2								
998ai	62 y M	methadone	1	1	U	Ingst	Int-A	2				
		alprazolam	2	2								
999h	62 y F	acetaminophen/hydrocodone	1	1	C	Ingst	Int-A	2				
		acetaminophen/hydrocodone	1	1								
1000ai	62 y F	oxycodone	1	1	A	Ingst	Int-A	2				
		alprazolam	2	2								
		sertraline	3	3								
1001h	62 y F	acetaminophen/hydrocodone	1	1	A	Ingst	Int-S	3	acetaminophen	252 mcg/mL In Serum @ Unknown		
		clonazepam	2	2								
		ethanol	3	3							ethanol	0.22 g/dL In Serum @ Unknown
1002h	63 y F	acetaminophen/hydrocodone	1	1	A/C	Ingst	Int-M	2	acetaminophen	11 mcg/mL In Serum @ Unknown		
1003pha	63 y M	acetaminophen/opioid	1	1	U	Ingst	Unk	1	acetaminophen	43 mg/L In Serum @ Unknown		
1004ph	63 y F	acetaminophen/hydrocodone	1	1	A/C	Ingst	Int-U	2				
1005pha	63 y F	acetaminophen	1	1	U	Ingst+ Unk	Int-U	1	acetaminophen	276 mg/L In Blood (unspecified) @ Unknown		
		opioid	2	2							hydrocodone	0.4 mg/L In Blood (unspecified) @ Unknown
		opioid	2	2							hydrocodone (free)	0.48 mg/L In Blood (unspecified) @ Unknown
		benzodiazepine	3	3							midazolam	0.02 mg/L In Blood (unspecified) @ Unknown

(Continued)

**Table 21.** Listing of Fatal Nonpharmaceutical and Pharmaceutical Exposures.

Annual Report ID	Age	Substances	Substance Rank	Cause Rank	Chronicity	Route	Reason	RCF	Analyte	Blood Concentration @ Time
1006ai	63 y M	methadone	1	1	A	Unk	Int-A	2		
		sertraline	2	2						
1007ai	63 y M	methadone	1	1	A	Unk	Int-A	2		
		phencyclidine	2	2						
1008ai	63 y F	acetaminophen/ hydrocodone	1	1	U	Ingst	Unk	2		
1009ai	63 y M	methadone	1	1	U	Ingst	Int-A	2		
		ethanol	2	2						
1010ph	63 y F	acetaminophen/ butalbital/caffeine	1	1	A/C	Ingst	Int-S	2	acetaminophen	190 mcg/mL In Blood (unspecified) @ Unknown
1011	63 y F	melatonin	2	2	C	Ingst	Unt-M	1		
		acetaminophen	1	1						
		ethanol	2	2						
1012ha	64 y F	acetaminophen	1	1	A	Ingst	Int-S	2	acetaminophen	20 mcg/mL In Blood (unspecified) @ 1 h (pe)
1013	64 y M	ethanol	2	2	U	Ingst	Unk	1		
		acetaminophen	1	1					acetaminophen	59 mcg/mL In Blood (unspecified) @ 1 h (pe)
1014ai	64 y M	ethanol	2	2	U	Ingst	Int-A	2		
		oxycodone	1	1						
1015h	64 y F	acetaminophen	1	1	A/C	Ingst	Int-M	2	acetaminophen	21 mcg/mL In Serum @ 10 h (pe)
		acetaminophen	1	1					acetaminophen	37.8 mcg/mL In Serum @ 5 m (pe)
		acetaminophen/ hydrocodone *	2	2						
		carisoprodol *	3	2						
		salicylate *	4	2					salicylate	13 mg/dL In Serum @ 6 h (pe)
		salicylate *	4	2					salicylate	18.7 mg/dL In Serum @ 5 m (pe)
		ethanol	5	4					ethanol	24 mg/dL In Serum @ 5 m (pe)
1016	64 y F	acetaminophen/ hydrocodone	1	1	C	Ingst	Int-M	2		
		acetaminophen	2	2					acetaminophen	161 mcg/mL In Blood (unspecified) @ Unknown
1017ai	65 y M	morphine	1	1	U	Unk	Unk	2		
1018	65 y M	salicylates in combination	1	1	C	Ingst	Int-M	3		
1019ai	65 y M	oxycodone	1	1	A	Ingst	Int-A	2		
		trazodone	2	2						
		venlafaxine	3	3						
		diphenhydramine	4	4						
1020	65 y F	acetaminophen/ oxycodone	1	1	A	Ingst	Int-S	2	acetaminophen	293 mcg/mL In Blood (unspecified) @ Unknown
		acetaminophen/ hydrocodone	2	2						
		morphine (extended release)	3	3						
		hydrocodone/ ibuprofen	4	4						
1021h	65 y M				A/C	Ingst	Unt-T	1		

(Continued)

**Table 21.** Listing of Fatal Nonpharmaceutical and Pharmaceutical Exposures.

Annual Report ID	Age	Substances	Substance Rank	Cause Rank	Chronicity	Route	Reason	RCF	Analyte	Blood Concentration @ Time
1022	65 y F	colchicine	1	1						
		acetaminophen/ hydrocodone	1	1	A/C	Ingst	Unt-M	1	acetaminophen	115 mcg/mL In Blood (unspecified) @ Unknown
1023ph	65 y F				A/C	Ingst	Unk	2		
		oxycodone (extended release)	1	1						
1024h	66 y F	benzodiazepine	2	2						
		acetaminophen	1	1	A/C	Ingst	Unt-T	2	acetaminophen	70 mcg/mL In Blood (unspecified) @ Unknown
1025ai	66 y M				U	Ingst	Int-A	2		
		acetaminophen/ hydrocodone	1	1						
		skeletal muscle relaxant	2	2						
		diazepam	3	3						
1026a	66 y F				A	Ingst	Int-S	1		
		acetaminophen/ hydrocodone	1	1					hydrocodone	0.35 mg/L In Plasma @ Unknown
		acetaminophen/ hydrocodone	1	1					acetaminophen	12 mg/L In Plasma @ Unknown
		diphenhydramine	2	2					diphenhydramine	2.1 mg/L In Plasma @ Unknown
		alprazolam	3	3					alprazolam	0.02 mg/L In Plasma @ Unknown
		fluoxetine	4	4					fluoxetine	0.31 mg/L In Plasma @ Unknown
		fluoxetine	4	4					norfluoxetine	0.49 mg/L In Plasma @ Unknown
1027pha	67 y M				A	Ingst	Int-S	1		
		acetaminophen/opioid	1	1					hydrocodone	100 ng/mL In Blood (unspecified) @ 10 h (pe)
		acetaminophen/opioid	1	1					codeine	120 ng/mL In Blood (unspecified) @ 10 h (pe)
		acetaminophen/opioid	1	1					acetaminophen	127 mg/L In Blood (unspecified) @ 10 h (pe)
		acetaminophen/opioid	1	1					morphine	29 ng/mL In Blood (unspecified) @ 10 h (pe)
1028h	67 y F				U	Ingst	Unk	1		
		acetaminophen	1	1					acetaminophen	163 mcg/mL In Blood (unspecified) @ Unknown
		ethanol	2	2					ethanol	12 mg/dL In Blood (unspecified) @ Unknown
1029	67 y F				U	Unk	Int-S	1		
		salicylate	1	1					salicylate	110 mg/dL In Blood (unspecified) @ Unknown
1030ai	68 y F	drug, unknown	2	2						
		droperidol/fentanyl	1	1	U	Derm	Int-A	2		
1031	68 y F				U	Ingst	Int-S	1		
		salicylate	1	1					salicylate	118 mg/dL In Serum @ Unknown
		codeine/terpin hydrate	2	2						
		dextromethorphan/ salicylate	3	3						
		antibiotic, macrolide	4	4						
		cephalexin	5	5						
		lysozyme	6	6						
		antihistamine/ decongestant	7	7						
		tetrahydropalmatine	8	8						
		eprazinone	9	9						
		analgesics, unknown	10	10						
		codeine	11	11						

(Continued)

**Table 21.** Listing of Fatal Nonpharmaceutical and Pharmaceutical Exposures.

Annual Report ID	Age	Substances	Substance Rank	Cause Rank	Chronicity	Route	Reason	RCF	Analyte	Blood Concentration @ Time
		diphenhydramine	12	12						
		codeine	13	13						
		analgesics, unknown	14	14						
		piracetam	15	15						
		N-acetylcysteine	16	16						
		cefixime	17	17						
		ampicillin	18	18						
1032h	68 y F	salicylate	1	1	A	Ingst	Unk	3	salicylate	25 mg/dL In Serum @ 3.25 h (pe)
		salicylate	1	1					salicylate	40 mg/dL In Serum @ 0.25 h (pe)
1033hi	68 y M	salicylate	1	1	A	Ingst	Int-S	1	salicylate	110 mg/dL In Serum @ 2.5 h (pe)
1034	68 y F	acetaminophen/ hydrocodone	1	1	U	Ingst	Unt-T	3	acetaminophen	210 mcg/mL In Blood (unspecified) @ 6 h (pe)
		acetaminophen/ hydrocodone	1	1					acetaminophen	257 mcg/mL In Blood (unspecified) @ 10 m (pe)
		acetaminophen/ hydrocodone	1	1					acetaminophen	287 mcg/mL In Blood (unspecified) @ 15 h (pe)
1035	70 y F	acetaminophen	2	2	C	Ingst	Unt-M	2		
1036	70 y F	acetaminophen	1	1	U	Ingst	Unk	1		
		salicylates in combination	1	1						
1037ha	70 y F	salicylate	1	1	A/C	Ingst	Int-S	2	salicylate	27.3 mg/dL In Blood (unspecified) @ 16 h (pe)
		salicylate	1	1					salicylate	56 mg/dL In Blood (unspecified) @ 12 h (pe)
		salicylate	1	1					salicylate	72 mg/dL In Blood (unspecified) @ 1 h (pe)
1038p	70 y M	tramadol	1	1	A	Ingst	Int-S	2		
		hydroxyzine	2	2						
1039a	71 y F	acetaminophen/ hydrocodone	1	1	U	Ingst	Int-S	3	acetaminophen	48 mcg/mL In Blood (unspecified) @ 1 h (pe)
1040ph	71 y M	methadone	1	1	A	Ingst	Int-S	1		
		citalopram	2	2						
		bupropion	3	3						
		acetaminophen/ hydrocodone	4	4					acetaminophen	133 mcg/mL In Blood (unspecified) @ Unknown
1041ai	72 y M	acetaminophen/ hydrocodone	1	1	U	Ingst	Int-A	2		
1042ha	72 y F	oxycodone	1	1	U	Ingst	Int-S	1	oxycodone	0.474 mg/L In Blood (unspecified) @ Unknown
1043	72 y M	acetaminophen	1	1	C	Ingst	Unk	2		
1044ai	73 y F	hydrocodone	1	1	A	Ingst	Int-S	2		
		citalopram	2	2						
		acetaminophen	3	3						
1045ai	73 y F	acetaminophen/ hydrocodone	1	1	U	Ingst	Int-A	2		
		hydromorphone	2	2						
1046h	73 y F				C	Ingst	Int-U	2		

(Continued)

**Table 21.** Listing of Fatal Nonpharmaceutical and Pharmaceutical Exposures.

Annual Report ID	Age	Substances	Substance Rank	Cause Rank	Chronicity	Route	Reason	RCF	Analyte	Blood Concentration @ Time
		acetaminophen/ oxycodone	1	1						
		acetaminophen	2	2					acetaminophen	4 mcg/mL In Blood (unspecified) @ Unknown
		salicylate	3	3					salicylate	6.5 mg/dL In Blood (unspecified) @ Unknown
1047	73 y M	ibuprofen	4	4						
		acetaminophen	1	1	A/C	Ingst	Int-S	2	acetaminophen	103 mg/L In Serum @ Unknown
		antihypertensive	2	2						
1048	73 y F	trazodone	3	3						
		acetaminophen	1	1	C	Ingst	Int-U	3	acetaminophen	3.38 mcg/mL In Blood (unspecified) @ Unknown
		acetaminophen/ oxycodone	2	2						
1049h	73 y F	warfarin	3	3						
		acetaminophen/ hydrocodone	1	1	U	Ingst	Int-S	1		
1050ai	74 y M									
		methadone	1	1						
		oxycodone	2	2						
1051ai	75 y F	tramadol	3	3						
		tramadol	1	1	U	Ingst	Int-A	2		
		ethanol	2	2						
1052ph	75 y F									
		tramadol	1	1	A/C	Ingst	Int-S	3		
		ethanol	2	2						
1053	77 y F									
		acetaminophen/ hydrocodone	1	1	C	Ingst	Int-M	1		
		acetaminophen/ caffeine/salicylate	2	2						
		acetaminophen	3	3						
1054h	77 y M									
		oxycodone	1	1	C	Ingst	Unt-T	3		
1055h	77 y F									
		acetaminophen/ hydrocodone	1	1	U	Ingst	Int-S	1	acetaminophen	428 mcg/mL In Blood (unspecified) @ Unknown
		ethanol	2	2					ethanol	114 mg/dL In Blood (unspecified) @ Unknown
1056	77 y F									
		acetaminophen/ hydrocodone	1	1	A/C	Ingst	Int-S	2	acetaminophen	76.5 mcg/mL In Blood (unspecified) @ Unknown
		ethanol	2	2					ethanol	2 mg/dL In Blood (unspecified) @ Unknown
		primidone	3	3					phenobarbital	1 mcg/mL In Blood (unspecified) @ Unknown
[1057ha]	78 y M									
		colchicine	1	1	C	Ingst	Unt-T	2	colchicine	4 ng/mL In Blood (unspecified) @ 60 m (pe)
1058ai	78 y F									
		acetaminophen/ hydrocodone	1	1	U	Ingst	Int-A	2		
1059ph	78 y F									
		fentanyl	1	1	U	Unk	Unk	2		
		hydromorphone	2	2						
		fentanyl (transdermal)	3	3						
1060a	78 y F									
		salicylate	1	1	A	Ingst	Int-S	3		
1061	78 y M									
					U	Ingst	Unk	3		

(Continued)

**Table 21.** Listing of Fatal Nonpharmaceutical and Pharmaceutical Exposures.

Annual Report ID	Age	Substances	Substance Rank	Cause Rank	Chronicity	Route	Reason	RCF	Analyte	Blood Concentration @ Time
		acetaminophen	1	1					acetaminophen	13 mcg/mL In Blood (unspecified) @ Unknown
1062a	78 y F	ethanol	2	2	A/C	Ingst	Int-S	2		
		acetaminophen/ butalbital/caffeine	1	1					butalbital	33 mcg/mL In Blood (unspecified) @ Unknown
		acetaminophen/ butalbital/caffeine	1	1					acetaminophen	67 mcg/mL In Blood (unspecified) @ Unknown
1063	78 y F				A	Ingst	Int-S	2		
		hydromorphone	1	1						
		acetaminophen/ hydrocodone	2	2						
1064p	79 y F				A/C	Ingst	Int-S	2		
		acetaminophen/ hydrocodone	1	1						
1065	79 y F				A/C	Ingst	Int-S	2		
		oxycodone (extended release)	1	1						
		fentanyl	2	2						
		acetaminophen	3	3						
1066	80 y F				A/C	Ingst	Int-M	1		
		acetaminophen	1	1						
1067	81 y F				A	Ingst	Int-U	1		
		acetaminophen/ hydrocodone	1	1					acetaminophen	74 mcg/mL In Serum @ Unknown
1068	81 y F				C	Ingst	Int-S	2		
		acetaminophen/ hydrocodone	1	1					acetaminophen	143 mcg/mL In Serum @ Unknown
		acetaminophen/ hydrocodone	1	1					acetaminophen	44 mcg/mL In Serum @ Unknown
		acetaminophen/ hydrocodone	1	1					acetaminophen	77.3 mcg/mL In Serum @ Unknown
1069	81 y F				A	Ingst	Int-S	1		
		salicylate	1	1					salicylate	121 mg/dL In Blood (unspecified) @ Unknown
1070	82 y M				A/C	Ingst	Int-S	3		
		acetaminophen/ codeine	1	1					acetaminophen	55 mg/L In Serum @ 1 h (pe)
1071p	83 y F				A/C	Ingst	Int-U	3		
		morphine	1	1					morphine (free)	350 ng/mL In Blood (unspecified) @ Autopsy
		citalopram	2	2					citalopram	740 ng/mL In Blood (unspecified) @ Autopsy
		lorazepam	3	3					lorazepam	18 ng/mL In Blood (unspecified) @ Autopsy
		clonazepam	4	4					7-aminoclonazepam	32 ng/mL In Blood (unspecified) @ Autopsy
1072	84 y F				U	Ingst	Unk	2		
		acetaminophen	1	1					acetaminophen	106 mcg/mL In Blood (unspecified) @ 24 h (pe)
1073ha	84 y F				A	Ingst	Int-S	1		
		salicylate	1	1					salicylate	1000 mcg/mL In Blood (unspecified) @ Autopsy
		salicylate	1	1					salicylate	84 mg/dL In Blood (unspecified) @ Unknown
		doxepin	2	2					doxepin	1000 ng/mL In Blood (unspecified) @ Autopsy
		doxepin	2	2					desmethyldoxepin	320 ng/mL In Blood (unspecified) @ Autopsy
1074	84 y F				A	Ingst	Int-S	1		
		ibuprofen	3	3						

(Continued)



**Table 21.** Listing of Fatal Nonpharmaceutical and Pharmaceutical Exposures.

Annual Report ID	Age	Substances	Substance Rank	Cause Rank	Chronicity	Route	Reason	RCF	Analyte	Blood Concentration @ Time
		acetaminophen	1	1					acetaminophen	133.9 mcg/mL In Serum @ Unknown
		acetaminophen	1	1					acetaminophen	232.9 mcg/mL In Serum @ Unknown
		salicylate	2	2					salicylate	39.4 mg/dL In Serum @ Unknown
		salicylate	2	2					salicylate	61 mg/dL In Serum @ Unknown
1075	85 y F				A	Ingst	Int-S	3		
1076	86 y F	acetaminophen	1	1	U	Ingst	Int-S	3	acetaminophen	428 mcg/mL In Serum @ Unknown
		acetaminophen/ hydrocodone	2	2						
1077h	86 y F	acetaminophen	1	1	C	Ingst	Unt-G	1	acetaminophen	227 mcg/mL In Blood (unspecified) @ Unknown
		acetaminophen	1	1					acetaminophen	317 mcg/mL In Blood (unspecified) @ Unknown
1078h	87 y M				A/C	Ingst	Unt-T	3		
		morphine (extended release)	1	1						
1079h	87 y F	acetaminophen/ hydrocodone	1	1	A	Ingst	Unk	3	acetaminophen	248.8 mcg/mL In Blood (unspecified) @ 1 h (pe)
1080h	87 y F				A/C	Ingst	Int-S	3		
		tramadol	1	1						
1081h	88 y F	acetaminophen	1	1	A/C	Ingst	Unt-T	1		
1082	91 y F				U	Ingst	Int-S	1		
		acetaminophen/ hydrocodone	1	1					acetaminophen	806 mcg/mL In Serum @ Unknown
		ethanol	2	2						
1083	94 y M	acetaminophen/ hydrocodone	1	1	A	Ingst	Int-S	2		
1084a	94 y M	acetaminophen	1	1	A	Ingst	Int-U	2		
		opioid	2	2						
[1085a]	11 m M	salicylate	1	1	A	Ingst	Unt-G	1	salicylate	850 mg/L In Blood (unspecified) @ 7 h (pe)
1086pa	18 m F				U	Ingst	Unk	1		
		hydrocodone	1	1					hydrocodone (free)	240 ng/mL In Blood (unspecified) @ Autopsy
		hydrocodone	1	1					dihydrocodeine/hydrocodol (free)	31 ng/mL In Blood (unspecified) @ Autopsy
		hydrocodone	1	1					dextromethorphan	8.8 ng/mL In Blood (unspecified) @ Autopsy
		acetaminophen	2	2					acetaminophen	22 mcg/mL In Blood (unspecified) @ Autopsy
		alprazolam	3	3					alprazolam	18 ng/mL In Blood (unspecified) @ Autopsy
		dihydrocodeine	4	4					dihydrocodeine/hydrocodol (free)	31 ng/mL In Blood (unspecified) @ Autopsy
1087pa	19 m M				A	Ingst	Oth-M	1		
		methadone	1	1					methadone	0.8 mg/L In Blood (unspecified) @ Autopsy
[1088]	19 m F				A	Ingst	Unt-G	1		
		methadone	1	1					eddp (2-ethylidene-1,5-dimethyl-3,3-diphenylpyrrolidine)	13 ng/mL In Blood (unspecified) @ 1 d (pe)

(Continued)

**Table 21.** Listing of Fatal Nonpharmaceutical and Pharmaceutical Exposures.

Annual Report ID	Age	Substances	Substance Rank	Cause Rank	Chronicity	Route	Reason	RCF	Analyte	Blood Concentration @ Time
1089p	23 m M	methadone	1	1	A	Ingst	Oth-M	2	methadone	248 ng/mL In Blood (unspecified) @ 1 d (pc)
1090p	30 + y F	hydromorphone	1	1	A	Ingst	Int-S	2		
1091p	40 + y F	methadone	1	1	A	Ingst	Int-U	3		
		methadone	1	1					eddp (2-ethylidene-1,5-dimethyl-3,3-diphenyl pyrrolidine)	2256 ng/mL In Urine (quantitative only) @ Autopsy
		methadone	1	1					methadone	3457 ng/mL In Urine (quantitative only) @ Autopsy
1092pha	Unknown adult (>= 20 yrs) F	alprazolam	2	2	U	Unk	Unk	2		
		morphine	1	1					morphine	170 ng/mL In Blood (unspecified) @ Autopsy
		morphine	1	1					6-monoacetylmorphine	41 ng/mL In Urine (quantitative only) @ Autopsy
		methamphetamine	2	2					methamphetamine	1100 ng/mL In Blood (unspecified) @ Autopsy
		hydroxyzine	3	3						
		ethanol	4	4					ethanol	199 mg/dL In Blood (unspecified) @ Autopsy
1093pi	Unknown adult (>= 20 yrs) F				A	Ingst	Int-A	2		
		fentanyl (transdermal)	1	1						
See Also case 5, 9, 14, 33, 39, 40, 41, 43, 48, 51, 76, 84, 88, 90, 92, 102, 105, 110, 111, 116, 120, 123, 124, 153, 183, 193, 243, 253, 257, 273, 275, 280, 301, 310, 347, 349, 358, 362, 381, 393, 1105, 1108, 1112, 1117, 1125, 1128, 1129, 1147, 1151, 1154, 1159, 1162, 1166, 1177, 1178, 1180, 1185, 1189, 1196, 1202, 1204, 1206, 1207, 1214, 1217, 1223, 1227, 1241, 1248, 1249, 1250, 1251, 1252, 1256, 1257, 1262, 1263, 1264, 1266, 1269, 1270, 1271, 1275, 1277, 1278, 1281, 1282, 1291, 1292, 1294, 1295, 1298, 1300, 1323, 1325, 1327, 1334, 1340, 1345, 1346, 1350, 1351, 1355, 1357, 1366, 1382, 1387, 1395, 1403, 1410, 1422, 1424, 1425, 1426, 1434, 1436, 1437, 1439, 1445, 1464, 1471, 1484, 1486, 1494, 1498, 1500, 1506, 1510, 1514, 1517, 1531, 1537, 1539, 1540, 1544, 1546, 1547, 1548, 1549, 1550, 1553, 1555, 1563, 1567, 1577, 1578, 1580, 1584, 1586, 1587, 1588, 1590, 1592, 1594, 1597, 1600, 1601, 1607, 1609, 1610, 1612, 1617, 1618, 1620, 1623, 1627, 1629, 1634, 1635, 1647, 1665, 1672, 1684, 1685, 1690, 1697, 1701, 1706, 1709, 1710, 1711, 1714, 1715, 1716, 1717, 1722, 1723, 1725, 1726, 1727, 1729, 1732, 1734, 1739, 1740, 1744, 1745, 1750, 1751, 1753, 1754, 1755, 1756, 1758, 1762, 1763, 1765, 1766, 1770, 1775, 1776, 1779, 1784, 1787, 1788, 1791, 1793, 1797, 1798, 1799, 1801, 1804, 1806, 1807, 1809, 1810, 1811, 1812, 1818, 1820, 1822, 1825, 1830, 1831, 1834, 1838, 1840, 1841, 1843, 1844, 1845, 1846, 1850, 1851, 1856, 1859, 1863, 1865, 1869, 1871, 1875, 1878, 1879, 1881, 1882, 1892, 1893, 1894, 1898, 1900, 1902, 1909, 1913, 1915, 1917, 1918, 1920, 1923, 1925, 1926, 1927, 1928, 1930, 1933, 1934, 1935, 1941, 1942, 1943, 1944, 1947, 1949, 1954, 1957, 1958, 1960, 1964, 1972, 1973, 1976, 1978, 1985, 1989, 1990, 1991, 2002, 2007, 2015, 2019, 2021, 2023, 2030, 2034, 2036, 2037, 2039, 2041, 2049, 2050, 2051, 2059, 2061, 2064, 2066, 2069, 2070, 2072, 2076, 2091, 2096, 2103, 2106										
<b>Anesthetics</b>										
1094ai	24 y M				U	Inhal	Unk	2		
1095p	25 y M	nitrous oxide	1	1	A	Ingst	Int-U	1		
[1096pa]	37 y M	sevoflurane	1	1	A	Inhal	Int-S	1		
		sevoflurane	1	1					phenytoin	12 mcg/mL In Blood (unspecified) @ Autopsy
1097p	40 y F				U	Ingst	Int-M	1		
1098ai	60 y M	lidocaine	1	1	A	Inhal	Int-A	2		
1099	66 y F	isoflurane	1	1	A	Par	AR-D	1		
[1100]	77 y F	lidocaine	1	1	A	Par	Unt-T	1		
1101a	83 y F	lidocaine	1	1	A	Par	Unt-T	1		
[1102pha]	13 m F	lidocaine	1	1	A	Ingst	Unt-G	1		
		lidocaine	1	1						
See Also case 235, 244, 437, 572, 654, 817, 1744, 1752, 1775, 1990, 2083										
<b>Anticholinergic Drugs</b>										
1103	32 y M				A/C	Ingst	Int-S	1		
1104ai	35 y M	benztropine	1	1	U	Ingst	Unk	2		
		benztropine	1	1						

(Continued)

**Table 21.** Listing of Fatal Nonpharmaceutical and Pharmaceutical Exposures.

Annual Report ID	Age	Substances	Substance Rank	Cause Rank	Chronicity	Route	Reason	RCF	Analyte	Blood Concentration @ Time
1105a	50 y F	fluoxetine	2	2	A	Ingst	Int-S	2	benztropine mesylate	0.44 mg/L In Plasma @ Unknown
		ethanol	3	3						
		benztropine	1	1						
		opioid	2	2						
See Also case 458, 699, 774, 1204, 1650, 1788										
<b>Anticoagulants</b>										
1106	59 y F				U	Ingst	AR-D	2		
		rivaroxaban	1	1						
1107h	61 y M				A/C	Ingst	AR-D	3		
		rivaroxaban	1	1						
1108	63 y M				U	Ingst	Int-S	1		
		warfarin	1	1					ethanol	192 mg/dL In Blood (unspecified) @ Unknown
		ethanol	2	2						
[1109h]	66 y M	salicylate	3	3	C	Ingst	AR-D	3		
		rivaroxaban	1	1						
1110h	70 y M				C	Ingst	AR-D	3		
		dabigatran	1	1						
[1111]	73 y M				A/C	Ingst	Unt-T	3		
		enoxaparin	1	1						
1112h	78 y F				A	Ingst	Int-S	2		
		warfarin	1	1						
		metoprolol	2	2						
		tramadol	3	3						
		primidone	4	4						
		ciprofloxacin	5	5						
		docusate	6	6						
		furosemide	7	7						
		celecoxib	8	8						
		amoxicillin	9	9						
		ondansetron	10	10						
		esomeprazole	11	11						
1113	82 y M				C	Ingst	AR-D	2		
		rivaroxaban	1	1						
1114h	85 y F				C	Ingst	AR-D	1		
		dabigatran	1	1						
1115	90 y M				A	Ingst	AR-D	3		
		dabigatran	1	1						
See Also case 423, 661, 1048, 1140, 1345, 1346, 1387, 1394, 1447, 1449, 1452, 1453, 1466, 1471, 1474, 1477, 1482, 1612, 1619, 1660										
<b>Anticonvulsants</b>										
1116	28 y M				A	Ingst	Int-S	1		
		lamotrigine	1	1						
		venlafaxine	2	2						
1117p	33 y F				A	Ingst	Int-S	2		
		gabapentin	1	1						
		tramadol	2	2						
		venlafaxine	3	3						
1118ph	35 y M				A	Ingst	Int-S	2		
		phenytoin	1	1						
		venlafaxine	2	2						
		clonidine	3	3						
		lamotrigine	4	4						
1119	35 y M				A/C	Ingst	Int-S	2		
		lamotrigine	1	1						
		amphetamine/ dextroamphetamine	2	2						
1120	37 y F				A/C	Ingst	Int-U	2		
		gabapentin	1	1						
		trazodone	2	2						
1121ph	41 y M				A/C	Ingst	Int-S	1		
		lamotrigine	1	1						
		cardiac glycoside	2	2						
		fluoxetine	3	3						
1122h	41 y F				U	Ingst	Int-S	2	valproic acid	21 mcg/mL In Serum @ 17 h (pe)
		valproic acid	1	1						
		quetiapine	2	2						
		sertraline	3	3						
1123p	42 y F				U	Ingst	Int-S	3		

(Continued)

**Table 21.** Listing of Fatal Nonpharmaceutical and Pharmaceutical Exposures.

Annual Report ID	Age	Substances	Substance Rank	Cause Rank	Chronicity	Route	Reason	RCF	Analyte	Blood Concentration @ Time
1124p	44 y F	gabapentin	1	1						
		gabapentin	1	1	A/C	Ingst	Int-S	2		
		clonazepam	2	2						
1125a	45 y F	carbamazepine	1	1	A/C	Ingst	Int-S	1	carbamazepine	30.9 Other (see abst) In Blood (unspeci- fied) @ 1 h (pe)
		carbamazepine	1	1					carbamazepine	48.6 Other (see abst) In Blood (unspeci- fied) @ 9 h (pe)
		bupropion	2	2						
		tramadol	3	3						
		olanzapine	4	4						
		lorazepam	5	5						
1126ai	46 y F	lamotrigine	1	1	A	Ingst	Int-S	2		
		paroxetine	2	2						
1127ai	52 y F	lamotrigine	1	1	A	Ingst	Int-S	2		
		venlafaxine	2	2						
		trazodone	3	3						
1128h	53 y F	gabapentin	1	1	A	Ingst	Int-S	1		
		acetaminophen/ butalbital/caffeine	2	2						
		atenolol	3	3						
1129	53 y M	gabapentin	1	1	A	Ingst	Int-S	3		
		fluoxetine	2	2						
		naproxen	3	3						
		tetracycline	4	4						
		sertraline	5	5						
		allopurinol	6	6						
1130a	53 y M	gabapentin	1	1	A	Ingst	Int-S	2		
		alprazolam	2	2						
		ethanol (non- beverage)	3	3					ethanol	256 mg/dL In Plasma @ Unknown
1131a	54 y M	valproic acid	1	1	A/C	Ingst	Int-S	2	valproic acid	125 mcg/mL In Blood (unspecified) @ 1 d (pe)
		valproic acid	1	1					valproic acid	136.4 mcg/mL In Blood (unspecified) @ Autopsy
		duloxetine	2	2						
		quetiapine	3	3						
1132ha	55 y F	lamotrigine	1	1	A	Ingst	Int-S	1	lamotrigine	28 mg/L In Blood (unspecified) @ Autopsy
		topiramate	2	2					topiramate	4 mg/L In Blood (unspecified) @ Autopsy
		clonazepam	3	3						
1133h	58 y F	lamotrigine	1	1	A/C	Ingst	Int-S	2		
		sertraline	2	2						
		alprazolam	3	3						
1134ai	60 y M	lamotrigine	1	1	A	Ingst	Int-S	2		
		metoprolol	2	2						
		chlorpromazine	3	3						
		citalopram	4	4						
1135	61 y F	gabapentin	1	1	A/C	Ingst	Int-S	2		
		lisinopril	2	2						
[1136a]	63 y F	valproic acid	1	1	A	Ingst	Int-S	1	valproic acid	970 mg/L In Blood (unspecified) @ Unknown
1137	64 y F				C	Ingst	Int-S	2		

(Continued)

**Table 21.** Listing of Fatal Nonpharmaceutical and Pharmaceutical Exposures.

Annual Report ID	Age	Substances	Substance Rank	Cause Rank	Chronicity	Route	Reason	RCF	Analyte	Blood Concentration @ Time
1138	66 y F	valproic acid (extended release)	1	1	A	Ingst	Int-S	3	carbamazepine	19 mg/L In Serum @ Unknown
		quetiapine	2	2						
		benzodiazepine	3	3						
		ziprasidone	4	4						
1139	67 y M	carbamazepine	1	1	A	Ingst+ Aspir	Int-S	3	carbamazepine	27 mg/L In Serum @ Unknown
		carbamazepine	1	1						
		carbamazepine	1	1						
		carbamazepine	1	1						
1140	79 y M	carbamazepine	1	1	C	Ingst	AR-D	3	carbamazepine	32 mg/L In Serum @ Unknown
		carbamazepine	1	1						
		carbamazepine	1	1						
		carbamazepine	1	1						
		carbamazepine	1	1						
1140	79 y M	carbamazepine	1	1	C	Ingst	AR-D	3	carbamazepine	9.4 mg/L In Serum @ Unknown
		carbamazepine	1	1						
		carbamazepine	1	1						
		carbamazepine	1	1						
		carbamazepine	1	1						
See Also case 48, 87, 142, 301, 400, 407, 428, 433, 471, 568, 602, 620, 625, 638, 648, 649, 711, 714, 727, 770, 774, 783, 795, 833, 854, 863, 898, 993, 1031, 1056, 1112, 1144, 1145, 1155, 1159, 1165, 1170, 1180, 1189, 1194, 1203, 1210, 1228, 1234, 1267, 1270, 1279, 1294, 1295, 1298, 1340, 1342, 1346, 1348, 1352, 1354, 1366, 1369, 1372, 1376, 1382, 1405, 1408, 1416, 1424, 1437, 1444, 1483, 1500, 1510, 1531, 1565, 1570, 1593, 1594, 1597, 1599, 1621, 1627, 1633, 1636, 1638, 1641, 1650, 1656, 1818, 1835, 1841, 1855, 1956, 1978, 1987, 1998, 2015, 2021										
<b>Antidepressants</b>										
1141	3 y M				A	Ingst	Unt-G	2		
1142	3 y F	amitriptyline	1	1	A	Ingst	Unt-G	1		
		cyclobenzaprine	2	2						
1143	17 y F	bupropion	1	1	A	Ingst	Int-S	3		
1144p	17 y M	sertraline	1	1	A	Ingst	Int-S	1		
1145	19 y F	amitriptyline	1	1	A	Ingst	Int-S	1		
		gabapentin	2	2						
		doxepin	1	1						
		valproic acid	2	2						
1146p	19 y F	alprazolam	3	3	A	Ingst	Int-S	3		
		diazepam	4	4						
		venlafaxine	1	1						
		quetiapine	2	2						
1147pa	20 y F	ethanol	3	3	A	Ingst	Int-S	1	ethanol	218 mg/dL In Blood (unspecified) @ Unknown
		ethanol	3	3						
		ethanol	3	3						
1148h	20 y F	citalopram	1	1	A	Ingst	Int-S	1		
		acetaminophen/hydrocodone	2	2						
		zolpidem	3	3						
		clonazepam	4	4						
		diphenhydramine	5	5						
1149h	20 y F	bupropion	1	1	A/C	Ingst	Int-S	1	bupropion	4.7 mg/L In Blood (unspecified) @ Autopsy
		diazepam	2	2						
		amitriptyline	3	3						
		citalopram	4	4						
1150	20 y F	antidepressant	1	1	A/C	Ingst	Int-S	1		
1151a	20 y F	bupropion	1	1	U	Ingst	Int-S	2		
1152a	20 y F	venlafaxine	1	1	A/C	Ingst	Int-S	1	acetaminophen	16 mg/L In Whole Blood @ 5 h (pe)
		metaxalone	2	2						
		acetaminophen/hydrocodone	3	3						

(Continued)

**Table 21.** Listing of Fatal Nonpharmaceutical and Pharmaceutical Exposures.

Annual Report ID	Age	Substances	Substance Rank	Cause Rank	Chronicity	Route	Reason	RCF	Analyte	Blood Concentration @ Time	
1153ph	20 y F	fluvoxamine *	2	1					fluvoxamine	20000 ng/mL In Blood (unspecified) @ Autopsy	
		quetiapine *	1	1							
		doxepin	1	1	A/C	Ingst	Int-S	1			
		bupropion (extended release)	2	2							
		olanzepine	3	3							
1154p	22 y M	ethanol	4	4							
		bupirone	5	5							
		bupropion	1	1	A	Ingst	Int-S	2			
		quetiapine	2	2							
		olanzapine	3	3							
		acetaminophen/hydrocodone	4	4							
1155ha	23 y M	sertraline	5	5							
		clonazepam	6	6							
		doxepin	1	1	A/C	Ingst	Int-M	1	nordoxepin		1600 ng/mL In Blood (unspecified) @ Autopsy
		doxepin	1	1					doxepin		540 ng/mL In Blood (unspecified) @ Autopsy
		valproic acid (extended release)	2	2					valproic acid		286 mcg/mL In Serum @ Unknown
		ethanol	3	3					ethanol		239 mg/dL In Serum @ Unknown
1156	25 y F	cocaine	4	4							
		alprazolam	5	5							
1157	25 y F	amitriptyline	1	1	A/C	Ingst	Int-S	1			
1158pa	25 y F	bupropion	1	1	A	Ingst	Int-S	1			
		alprazolam	2	2							
1159	25 y F	citalopram	1	1	U	Ingst	Int-S	2	citalopram	4100 mcg/L In Blood (unspecified) @ Unknown	
1160p	25 y F				A	Ingst	Int-S	1			
		paroxetine	1	1							
		propranolol	2	2							
		salicylate	3	3							
1161	26 y F	gabapentin	4	4							
		amitriptyline	1	1	A/C	Ingst	Int-S	2			
1162ai	26 y F	citalopram	1	1	A	Ingst	Int-S	3			
1163ai	27 y F	trazodone	1	1							
		sertraline	2	2							
		hydrocodone	3	3							
		alprazolam	4	4							
		acetaminophen	5	5							
1164ha	28 y F				U	Ingst	Int-A	2			
		sertraline	1	1							
		trazodone	2	2							
		diphenhydramine	3	3							
1165p	28 y F	dextromethorphan	4	4							
		bupropion	1	1	A/C	Ingst+ Unk	Unk	2			
		ethanol	2	2							
1166ai	28 y F	cocaine	3	3							
		bupropion	1	1	A/C	Ingst	Int-S	2			
		escitalopram	2	2							
		gabapentin	3	3							
1166ai	28 y F	alprazolam	4	4							
		doxepin	1	1	U	Ingst	Int-A	2			
		methadone	2	2							

(Continued)

**Table 21.** Listing of Fatal Nonpharmaceutical and Pharmaceutical Exposures.

Annual Report ID	Age	Substances	Substance Rank	Cause Rank	Chronicity	Route	Reason	RCF	Analyte	Blood Concentration @ Time
1167ha	29 y F	ethanol	3	3	A/C	Ingst	Int-S	2	norvenlafaxine	15.171 mg/L In Blood (unspecified) @ Autopsy
		venlafaxine	1	1						
		venlafaxine	1	1						
		venlafaxine	1	1						
		venlafaxine	1	1						
1168ai	29 y M	amphetamine/ dextroamphetamine	2	2	U	Ingst	Int-S	2		
		phencyclidine	3	3						
		doxepin	1	1						
1169ai	30 y M	fluoxetine	2	2	U	Ingst	Int-A	2		
		amitriptyline	1	1						
1170h	31 y F	ethanol	2	2	A/C	Ingst	Int-M	2		
		citalopram	1	1						
		antihistamine	2	2						
1171ai	31 y F	gabapentin	3	3	U	Ingst	Int-A	2		
		amitriptyline	1	1						
1172ai	32 y F	amitriptyline	1	1	A	Ingst	Int-U	2		
		fluoxetine	1	1						
		propranolol	2	2						
		amitriptyline	3	3						
1173	32 y F	dextromethorphan	4	4	A	Ingst	Int-S	2		
		paroxetine	1	1						
		trazodone	2	2						
1174h	32 y M	lithium	1	1	C	Ingst	Unk	2	lithium	4.81 mmol/L In Blood (unspecified) @ Unknown
1175i	33 y M				A/C	Ingst	Int-S	3	citalopram	2201 mg/mL In Blood (unspecified) @ Unknown
1176pha	33 y F				U	Ingst	Int-S	2		
1177h	33 y M	amitriptyline	1	1	A	Ingst	Int-S	2		
		amitriptyline	2	2						
		amphetamines/ dextroamphetamine	3	3						
		quetiapine	4	4						
		meloxicam	5	5						
		amoxicillin	6	6						
		acetaminophen/ hydrocodone	7	7						
1178ai	34 y F				A	Ingst	Int-S	2		
		bupropion	1	1						
		tizanidine	2	2						
		amitriptyline	3	3						
		oxycodone	4	4						
		alprazolam	5	5						
acetaminophen	6	6								
1179pa	34 y M	bupropion (extended release)	1	1	A/C	Ingst	Int-S	1	hydroxybupropion	180 ng/mL In Blood (unspecified) @ Unknown
		venlafaxine	2	2						
		ethanol	3	3						

(Continued)

**Table 21.** Listing of Fatal Nonpharmaceutical and Pharmaceutical Exposures.

Annual Report ID	Age	Substances	Substance Rank	Cause Rank	Chronicity	Route	Reason	RCF	Analyte	Blood Concentration @ Time
1180pha	34 y F	amitriptyline	1	1	A/C	Ingst	Int-S	2	nortriptyline	35 ng/mL In Blood (unspecified) @ Autopsy
		tramadol	2	2					o-demethyl tramadol	210 ng/mL In Blood (unspecified) @ Autopsy
		tramadol	2	2					tramadol	460 ng/mL In Blood (unspecified) @ Autopsy
		acetaminophen/ hydrocodone	3	3						
		ondansetron	4	4						
		linaclotide	5	5						
		diclofenac	6	6						
		lubiprostone	7	7						
		zolpidem	8	8						
		liothyronine	9	9						
		escitalopram	10	10						
		sertraline	11	11						
		gabapentin	12	12				gabapentin	1.1 mcg/mL In Blood (unspecified) @ Autopsy	
1181pa	34 y F	citalopram	1	1	A/C	Ingst	Int-U	2	citalopram	7300 ng/mL In Blood (unspecified) @ Unknown
		aripiprazole	2	2						
1182	35 y F	lithium	1	1	A/C	Ingst	Int-S	3	lithium	0.9 mEq/L In Blood (unspecified) @ 11 h (pe)
		lithium	1	1					lithium	0.9 mEq/L In Blood (unspecified) @ 5 h (pe)
		lithium	1	1					lithium	1.2 mEq/L In Blood (unspecified) @ 6.5 h (pe)
		lithium	1	1					lithium	2.3 mEq/L In Blood (unspecified) @ 3 h (pe)
		quetiapine	2	2						
[1183h]	35 y F	lithium	1	1	C	Ingst	Int-M	1	lithium	1.7 mEq/L In Blood (unspecified) @ 24 h (pe)
		lithium	1	1					lithium	4.4 mEq/L In Blood (unspecified) @ 1 h (pe)
1184	35 y M	bupropion	1	1	A	Ingst	Int-S	2		
		ethanol	2	2						
1185pa	36 y F	venlafaxine	1	1	A/C	Ingst	Int-S	1	venlafaxine	10 mg/L In Blood (unspecified) @ Autopsy
		venlafaxine	1	1					o-desmethylvenlafaxine	13 mg/kg In Liver @ Autopsy
		venlafaxine	1	1					venlafaxine	46 mg/kg In Liver @ Autopsy
		venlafaxine	1	1					o-desmethylvenlafaxine	5.3 mg/L In Blood (unspecified) @ Autopsy
		quetiapine	2	2					quetiapine	100 mg/kg In Liver @ Autopsy
		quetiapine	2	2					quetiapine	6.9 mg/L In Blood (unspecified) @ Autopsy
		amphetamine/ dextroamphetamine (extended release)	3	3					amphetamine	0.21 mg/L In Blood (unspecified) @ Autopsy
		diazepam	4	4					oxazepam	0.078 mg/kg In Blood (unspecified) @ Autopsy

(Continued)



**Table 21.** Listing of Fatal Nonpharmaceutical and Pharmaceutical Exposures.

Annual Report ID	Age	Substances	Substance Rank	Cause Rank	Chronicity	Route	Reason	RCF	Analyte	Blood Concentration @ Time
		diazepam	4	4					nordiazepam	0.38 mg/kg In Blood (unspecified) @ Autopsy
		diazepam	4	4					diazepam	0.46 mg/kg In Blood (unspecified) @ Autopsy
		tramadol	5	5					tramadol	0.31 mg/L In Blood (unspecified) @ Autopsy
		trazodone	6	6					meta-chlorophenylpiperazine (mcpp)	1.1 mg/L In Blood (unspecified) @ Autopsy
		trazodone	6	6					trazodone	15 mg/kg In Liver @ Autopsy
		trazodone	6	6					trazodone	5.2 mg/L In Blood (unspecified) @ Autopsy
		trazodone	6	6					meta-chlorophenylpiperazine (mcpp)	7.1 mg/kg In Liver @ Autopsy
1186p	37 y F				A/C	Ingst	Int-S	1		
1187ai	37 y F	amitriptyline	1	1	A	Ingst+ Inhal	Int-U	2		
		doxepin	1	1						
		cocaine	2	2						
		diphenhydramine	3	3						
		ethanol	4	4						
1188h	37 y F				A/C	Ingst	Int-S	2		
		trazodone	1	1					trazodone	814 ng/mL In Serum @ 33 h (pe)
1189pa	37 y F				A/C	Ingst	Int-S	2		
		venlafaxine	1	1						
		oxycodone	2	2						
		orphenadrine	3	3						
		gabapentin	4	4						
		cetirizine	5	5						
		omeprazole	6	6						
1190p	38 y F				A/C	Ingst	Int-S	2		
		bupropion (extended release)	1	1						
		venlafaxine	2	2						
		pramipexole	3	3						
		zolpidem (extended release)	4	4						
1191a	38 y F				A	Ingst	Int-S	1		
		amitriptyline	1	1						
		beta blocker	2	2						
1192h	38 y M				A/C	Ingst	Int-S	2		
		venlafaxine	1	1						
		ethanol	2	2						
1193p	40 y F				A/C	Ingst	Int-S	2		
		trazodone	1	1						
		drug, unknown	2	2						
1194	41 y F				A	Ingst	Unk	2		
		amitriptyline	1	1						
		quetiapine	2	2						
		benzonatate	3	3						
		duloxetine	4	4						
		gabapentin	5	5						
		tizanidine	6	6						
1195ai	42 y F				U	Ingst	Int-A	2		
		fluoxetine	1	1						
		dextromethorphan	2	2						
		zolpidem	3	3						
1196	42 y F				U	Ingst	Int-S	2		
		amitriptyline	1	1						
		buprenorphine	2	2						
1197	43 y F				A/C	Ingst	Unk	2		
		sertraline	1	1						
		escitalopram	2	2						
		atomoxetine	3	3						
1198ha	43 y M				A/C	Ingst	Int-S	1		

(Continued)

**Table 21.** Listing of Fatal Nonpharmaceutical and Pharmaceutical Exposures.

Annual Report ID	Age	Substances	Substance Rank	Cause Rank	Chronicity	Route	Reason	RCF	Analyte	Blood Concentration @ Time
		amitriptyline	1	1					nortriptyline	1600 ng/mL In Blood (unspecified) @ Autopsy
		amitriptyline	1	1					amitriptyline	3400 ng/mL In Blood (unspecified) @ Autopsy
		cocaine	2	2						
		ethanol	3	3					ethanol	163 mg/dL In Blood (unspecified) @ Autopsy
		ethanol	3	3					ethanol	219 mg/dL In Blood (unspecified) @ 20 m (pe)
1199	43 y F				U	Ingst	Int-S	1		
		amitriptyline	1	1						
[1200a]	43 y F	clonidine	2	2	A/C	Ingst	Int-S	1		
		bupropion	1	1					bupropion	1.5 mg/L In Blood (unspecified) @ Unknown
		bupropion	1	1					bupropion	14 mg/kg In Liver @ Autopsy
		bupropion	1	1					threobupropion	150 mg/kg In Liver @ Autopsy
		bupropion	1	1					threobupropion	5.6 mg/L In Blood (unspecified) @ Unknown
		diltiazem (extended release)	2	2						
1201h	44 y F	prednisone	3	3	A/C	Ingst	Int-S	1		
		amitriptyline	1	1						
		asenapine	2	2						
1202ai	44 y F	clonazepam	3	3						
		fluoxetine	1	1	U	Ingst+ Unk	Int-A	2		
		morphine	2	2						
		fentanyl	3	3						
		diphenhydramine	4	4						
		diazepam	5	5						
1203pha	44 y F				U	Ingst	Int-S	1		
		amitriptyline	1	1					amitriptyline	0.68 mg/L In Blood (unspecified) @ Autopsy
		amitriptyline	1	1					nortriptyline	1.9 mg/L In Blood (unspecified) @ Autopsy
		amitriptyline	1	1					amitriptyline	25 mg/kg In Liver @ Autopsy
		amitriptyline	1	1					nortriptyline	86 mg/kg In Liver @ Autopsy
		quetiapine	2	2					quetiapine	1.4 mg/L In Blood (unspecified) @ Autopsy
		quetiapine	2	2					quetiapine	17 mg/kg In Liver @ Autopsy
		diphenhydramine	3	3					diphenhydramine	0.27 mg/L In Blood (unspecified) @ Autopsy
		alprazolam	4	4					alprazolam	0.01 mg/L In Blood (unspecified) @ Autopsy
		gabapentin	5	5					gabapentin	4 mg/L In Blood (unspecified) @ Autopsy
		cocaine	6	6					benzoylecognine	0.074 mg/L In Blood (unspecified) @ Autopsy
1204ai	45 y M	clonidine	7	7	U	Ingst	Int-A	2		
		amitriptyline	1	1						
		acetaminophen/ hydrocodone	2	2						
		chlorpromazine	3	3						

(Continued)

**Table 21.** Listing of Fatal Nonpharmaceutical and Pharmaceutical Exposures.

Annual Report ID	Age	Substances	Substance Rank	Cause Rank	Chronicity	Route	Reason	RCF	Analyte	Blood Concentration @ Time
1205	45 y F	dextromethorphan	4	4	A/C	Ingst	Int-S	1		
		benztropine	5	5						
1206ai	46 y F	amitriptyline	1	1	A	Ingst	Int-S	2		
1207ai	46 y F	duloxetine	1	1	A	Ingst	Int-S	2		
		citalopram	2	2						
		tramadol	3	3						
		diphenhydramine	4	4						
		nortriptyline	1	1						
1208ai	46 y F	oxycodone	2	2	U	Ingst	AR-D	2		
		oxymorphone	3	3						
		sertraline	4	4						
		alprazolam	5	5						
		acetaminophen	6	6						
		ethanol	7	7						
		fluoxetine	1	1						
metoprolol	2	2								
1209	46 y M	venlafaxine	1	1	A/C	Ingst	Int-S	1		
1210	46 y F	venlafaxine	1	1	A/C	Ingst	Int-S	3		
1211h	46 y F	amitriptyline	1	1	A/C	Ingst	Unk	2		
		topiramate	2	2						
		desvenlafaxine	3	3						
		zolpidem	4	4						
		cyclic antidepressant, unknown	1	1						
		quetiapine	2	2						
		risperidone	3	3						
		risperidone	3	3					9-hydroxyrisperidone	196.8 ng/mL In Blood (unspecified) @ Autopsy
									risperidone	253.7 ng/mL In Blood (unspecified) @ Autopsy
1212pa	47 y F	amitriptyline	1	1	A/C	Ingst	Int-U	2		
1213p	48 y M	amitriptyline	1	1	A	Ingst	Int-S	1		
1214ai	48 y F	benzodiazepine	2	2	U	Ingst	Int-S	2		
		bupropion	1	1						
		beta blocker	2	2						
		oxycodone	3	3						
1215ph	48 y F	promethazine	4	4	A/C	Ingst	Int-S	1		
1216a	48 y F	bupropion	1	1	A	Ingst	Int-S	2		
1217h	48 y F	bupropion (extended release)	1	1	A	Ingst	Int-S	2		
		ethanol	2	2						
		lithium	1	1						
		bupropion	2	2						
		acetaminophen	3	3						
		ethanol	4	4						
1218ha	49 y F	venlafaxine (extended release)	1	1	A	Ingst	Int-S	1	venlafaxine	20117 ng/mL In Blood (unspecified) @ Autopsy
		venlafaxine (extended release)	1	1					norvenlafaxine	3608 ng/mL In Blood (unspecified) @ Autopsy
		clonazepam	2	2					7-aminoclonazepam	207 ng/mL In Blood (unspecified) @ Autopsy

(Continued)

**Table 21.** Listing of Fatal Nonpharmaceutical and Pharmaceutical Exposures.

Annual Report ID	Age	Substances	Substance Rank	Cause Rank	Chronicity	Route	Reason	RCF	Analyte	Blood Concentration @ Time
		clonazepam	2	2					clonazepam	354 ng/mL In Blood (unspecified) @ Autopsy
1219h	49 y F				A	Ingst	Int-S	2		
		amitriptyline	1	1						
		antidepressant (SSRI)	2	2						
		lorazepam	3	3						
1220ai	50 y M				U	Ingst	Int-A	2		
		amitriptyline	1	1						
1221ai	50 y F				A	Ingst	Int-S	2		
		amitriptyline	1	1						
1222	51 y M				A	Ingst	Int-S	2		
		doxepin	1	1						
1223pa	51 y F				A/C	Ingst	Unk	1		
		nortriptyline	1	1						
		methadone	2	2						
1224ai	52 y M				U	Ingst	Int-A	2		
		trazodone	1	1						
1225ai	52 y F				U	Ingst	Int-A	2		
		antidepressant	1	1						
1226ai	53 y M				A	Ingst+ Unk	Int-S	2		
		venlafaxine	1	1						
		citalopram	2	2						
		diphenhydramine	3	3						
		cocaine	4	4						
		quetiapine	5	5						
		ethanol	6	6						
1227ai	53 y F				U	Ingst+ Unk	Int-A	2		
		citalopram	1	1						
		diphenhydramine	2	2						
		fentanyl	3	3						
		alprazolam	4	4						
		midazolam	5	5						
1228	53 y M				U	Ingst	AR-D	1	venlafaxine	6340 ng/mL In Blood (unspecified) @ Unknown
		venlafaxine	1	1						
		carbamazepine	2	2						
		trazodone	3	3						
		hydroxyzine	4	4						
		angiotensin converting enzyme inhibitor	5	5						
1229ai	54 y M				A	Ingst	Int-S	2		
		sertraline	1	1						
		doxylamine	2	2						
		alprazolam	3	3						
		ethanol	4	4						
1230a	54 y M				U	Ingst	Int-S	1	desmethyldoxepin	82 ng/mL In Blood (unspecified) @ Unknown
		doxepin	1	1						
		doxepin	1	1					doxepin	870 ng/mL In Blood (unspecified) @ Unknown
1231	54 y M				A/C	Ingst	Int-U	2	lithium	2.8 mEq/L In Blood (unspecified) @ Unknown
		lithium	1	1						
1232p	54 y F				A/C	Ingst	Int-S	2		
		bupropion	1	1						
		amphetamine/ dextroamphetamine	2	2						
		alprazolam	3	3						
		ethanol	4	4						
1233h	54 y M				C	Ingst	AR-D	3	lithium	2.3 mmol/L In Serum @ Unknown
		lithium	1	1						
		beta blocker	2	2						
1234	55 y M				A	Ingst	Int-S	2	nordoxepin	0.34 mg/L In Blood (unspecified) @ Autopsy
		doxepin	1	1						

(Continued)

**Table 21.** Listing of Fatal Nonpharmaceutical and Pharmaceutical Exposures.

Annual Report ID	Age	Substances	Substance Rank	Cause Rank	Chronicity	Route	Reason	RCF	Analyte	Blood Concentration @ Time	
1235ai	55 y F	doxepin	1	1	A	Ingst	Int-S	2	doxepin	5.7 mg/L In Blood (unspecified) @ Autopsy	
		ethanol	2	2					ethanol	0.08 g/dL In Blood (unspecified) @ Autopsy	
		ethanol	2	2					ethanol	0.11 g/dL In Vitreous @ Autopsy	
		lamotrigine	3	3							
		fluoxetine	1	1							
1236ai	55 y M	dextromethorphan	2	2	U	Ingst	Unk	2			
		doxylamine	3	3							
		metoprolol	4	4							
		doxepin	1	1							
1237p	55 y F	doxepin	1	1	A/C	Ingst	Int-S	3			
1238h	55 y F	trazodone	1	1	A	Ingst+ Inhal	Int-S	2			
		ethanol	2	2							
		amitriptyline	1	1							
1239ai	56 y M	carbon monoxide	2	2					carboxyhemoglobin	2.9 mg/dL In Blood (unspecified) @ 1 h (pe)	
		antidepressant	1	1	U	Ingst	Int-A	2			
1240ph	57 y F	venlafaxine	1	1	A	Ingst	Int-S	2			
		ethanol	2	2						ethanol	0.01 % In Blood (unspecified) @ Unknown
		benzodiazepine	3	3						nordiazepam	0.185 mg/L In Blood (unspecified) @ Unknown
		benzodiazepine	3	3						diazepam	0.907 mg/L In Blood (unspecified) @ Unknown
		metronidazole	4	4							
		diphenhydramine	5	5						diphenhydramine	4.939 mg/L In Blood (unspecified) @ Unknown
1241	57 y F	cyclic antidepressant, unknown	1	1	U	Ingst+ Unk	Int-S	2			
		opioid	2	2							
		benzodiazepine	3	3							
		cocaine	4	4							
1242	57 y F	desipramine	1	1	A/C	Ingst	Int-S	1			
		clonazepam	2	2							
1243a	57 y F	nortriptyline	1	1	A	Ingst	Int-S	2	nortriptyline	0.484 mg/L In Blood (unspecified) @ Autopsy	
1244	58 y M	amitriptyline	1	1	A	Ingst	Int-S	2			
1245ai	59 y M	paroxetine	1	1	U	Ingst	Int-A	2			
		diazepam	2	2							
1246ai	59 y F	fluoxetine	1	1	U	Ingst	Int-A	2			
		ethanol	2	2							
		quetiapine	3	3							
1247	59 y M	nortriptyline	1	1	A	Ingst	Int-S	2			
1248ai	61 y M	nortriptyline	1	1	U	Ingst+ Unk	Unk	2			
		citalopram	1	1							
		morphine	2	2							
		acetaminophen/ hydrocodone	3	3							
		zolpidem	4	4							
		diazepam	5	5							
mirtazapine	6	6									

(Continued)

**Table 21.** Listing of Fatal Nonpharmaceutical and Pharmaceutical Exposures.

Annual Report ID	Age	Substances	Substance Rank	Cause Rank	Chronicity	Route	Reason	RCF	Analyte	Blood Concentration @ Time
1249	61 y F	cyclic antidepressant, unknown	1	1	A	Ingst	Int-S	2		
		benzodiazepine	2	2						
		opioid	3	3						
		methadone	4	4						
1250ai	62 y M	paroxetine	1	1	A	Ingst	Int-U	2		
		theophylline	2	2						
		acetaminophen	3	3						
1251	63 y M	amitriptyline	1	1	A	Ingst	Int-S	3		
		clonazepam	2	2						
		acetaminophen/ hydrocodone	3	3					acetaminophen	11.5 mcg/mL In Blood (unspecified) @ Unknown
1252ai	64 y M	bupropion	1	1	A	Ingst	Int-S	2		
		phentermine	2	2						
		pseudoephedrine	3	3						
		sertraline	4	4						
		hydrocodone	5	5						
		dextromethorphan	6	6						
		fluoxetine	7	7						
		doxylamine	8	8						
		acetaminophen	9	9						
1253hi	64 y M	lithium	1	1	A/C	Ingst	Int-S	1	lithium	1.21 mEq/L In Serum @ 2 d (pe)
		lithium	1	1					lithium	2.33 mEq/L In Serum @ 24 h (pe)
		lithium	1	1					lithium	2.5 mEq/L In Serum @ 5 h (pe)
		lithium	1	1					lithium	3.53 mEq/L In Serum @ 36 h (pe)
		lithium	1	1					lithium	5.3 mEq/L In Serum @ 18 h (pe)
1254p	64 y F	bupropion	1	1	A/C	Ingst	Int-S	2		
1255	66 y M	citalopram *	1	1	A/C	Ingst	Int-S	3	citalopram	0.05 mg/L In Blood (unspecified) @ Unknown
		quetiapine *	2	1					quetiapine	0.44 mg/L In Blood (unspecified) @ Autopsy
		quetiapine *	2	1					quetiapine	3.5 mg/L In Blood (unspecified) @ Unknown
1256ha	66 y F	nortriptyline	1	1	A/C	Ingst	Int-S	1	nortriptyline	370 ng/mL In Blood (unspecified) @ Autopsy
		oxycodone	2	2					oxycodone (free)	870 ng/mL In Blood (unspecified) @ Autopsy
		alprazolam	3	3					alprazolam	0.24 mg/L In Blood (unspecified) @ Autopsy
		duloxetine	4	4						
		carbidopa/levodopa	5	5						
1257	67 y F	amitriptyline	1	1	A/C	Ingst	Int-S	1		
		oxycodone	2	2						
1258p	67 y F	amitriptyline	1	1	U	Ingst	Int-S	1		
1259	67 y M	paroxetine	1	1	A/C	Ingst	Int-S	2		
1260	67 y M	trazodone	1	1	U	Ingst	Int-S	2		
		sertraline	2	2						
		drug, unknown	3	3						
		drug, unknown	4	4						

(Continued)

**Table 21.** Listing of Fatal Nonpharmaceutical and Pharmaceutical Exposures.

Annual Report ID	Age	Substances	Substance Rank	Cause Rank	Chronicity	Route	Reason	RCF	Analyte	Blood Concentration @ Time
1261	68 y F	venlafaxine	1	1	A/C	Ingst	Int-S	2		
		clonazepam	2	2						
1262h	68 y M	trazodone	1	1	A/C	Ingst+ Par	Int-S	2		
		acetaminophen/ hydrocodone	2	2						
		acetaminophen	3	3						
		alprazolam	4	4						
		insulin	5	5						
1263ai	69 y F	amitriptyline	1	1	U	Ingst	Int-A	2		
		codeine	2	2						
		citalopram	3	3						
		meclizine	4	4						
		diphenhydramine	5	5						
1264ph	77 y M	amitriptyline	1	1	A/C	Ingst	Int-S	3		
		temazepam	2	2						
		hydrochlorothiazide	3	3						
		hydrocodone	4	4						
1265ai	78 y M	mirtazapine	1	1	A	Ingst	Int-S	2		
		flurazepam	2	2						
		paroxetine	3	3						
1266	82 y M	desvenlafaxine	1	1	A	Ingst	Unk	2		
		oxycodone	2	2						
1267	88 y F	venlafaxine	1	1	A/C	Ingst	Int-S	1		
		metoprolol	2	2						
		gabapentin	3	3						
		bupirone	4	4						
		levothyroxine	5	5						
[1268pha]	9 m M	amitriptyline	1	1	A	Ingst	Oth-M	1	nortriptyline	1.7 mg/L In Blood (unspecified) @ Autopsy
		amitriptyline	1	1					nortriptyline	28 mg/kg In Liver @ Autopsy
		amitriptyline	1	1					amitriptyline	3.5 mg/L In Blood (unspecified) @ Autopsy
		amitriptyline	1	1					amitriptyline	46 mg/kg In Liver @ Autopsy
		diphenhydramine	2	2					diphenhydramine	1.9 mg/L In Blood (unspecified) @ Autopsy
		diphenhydramine	2	2					diphenhydramine	8.3 mg/kg In Liver @ Autopsy
1269pa	40 + y M	amitriptyline	1	1	A/C	Ingst	Int-S	2		
		alprazolam	2	2					alprazolam	1149 ng/mL In Urine (quantitative only) @ Autopsy
		alprazolam	2	2					alprazolam	50.6 ng/mL In Blood (unspecified) @ Autopsy
		alprazolam	2	2					alpha-oh-alprazolam	947 ng/mL In Urine (quantitative only) @ Autopsy
		acetaminophen/ hydrocodone	3	3					hydrocodone	1000 ng/mL In Urine (quantitative only) @ Autopsy
		acetaminophen/ hydrocodone	3	3					hydrocodone	168 ng/mL In Blood (unspecified) @ Autopsy
		acetaminophen/ hydrocodone	3	3					hydromorphone	291 ng/mL In Urine (quantitative only) @ Autopsy
1270ai	Unknown adult (>= 20 yrs) F				U	Ingst	Unt-T	2		

(Continued)

**Table 21.** Listing of Fatal Nonpharmaceutical and Pharmaceutical Exposures.

Annual Report ID	Age	Substances	Substance Rank	Cause Rank	Chronicity	Route	Reason	RCF	Analyte	Blood Concentration @ Time
1271	Unknown age F	lithium	1	1	A	Ingst	Int-S	1		
		venlafaxine	2	2						
		hydrocodone	3	3						
		quetiapine	4	4						
		trazodone	5	5						
		gabapentin	6	6						
		clonazepam	7	7						
		topiramate	8	8						
		citalopram	1	1						
		trazodone	2	2						
		acyclovir	3	3						
		naproxen	4	4						
See Also case 14, 18, 22, 33, 48, 67, 81, 84, 105, 111, 112, 114, 128, 142, 163, 187, 191, 228, 244, 253, 267, 280, 282, 290, 301, 306, 311, 312, 357, 358, 362, 375, 400, 416, 437, 441, 445, 452, 458, 475, 486, 490, 494, 499, 502, 511, 516, 518, 525, 528, 549, 552, 555, 557, 561, 575, 589, 590, 597, 602, 612, 618, 620, 625, 635, 637, 639, 644, 647, 649, 661, 669, 670, 674, 675, 678, 682, 685, 687, 692, 699, 706, 711, 727, 728, 747, 749, 755, 759, 765, 766, 767, 770, 771, 774, 781, 785, 787, 789, 791, 800, 801, 803, 811, 812, 826, 830, 832, 846, 849, 854, 865, 871, 876, 879, 884, 892, 895, 898, 899, 903, 908, 912, 916, 919, 920, 928, 930, 932, 933, 944, 946, 948, 955, 959, 960, 972, 979, 991, 992, 993, 1000, 1006, 1019, 1026, 1040, 1044, 1047, 1071, 1073, 1104, 1116, 1117, 1118, 1120, 1121, 1122, 1125, 1126, 1127, 1129, 1131, 1133, 1134, 1139, 1277, 1279, 1294, 1295, 1297, 1298, 1303, 1326, 1330, 1340, 1346, 1351, 1353, 1354, 1355, 1358, 1361, 1363, 1366, 1372, 1382, 1385, 1387, 1395, 1397, 1399, 1403, 1404, 1406, 1408, 1416, 1420, 1421, 1424, 1430, 1436, 1437, 1439, 1444, 1466, 1470, 1483, 1494, 1504, 1506, 1510, 1512, 1519, 1527, 1528, 1531, 1568, 1570, 1573, 1576, 1577, 1582, 1586, 1589, 1599, 1600, 1605, 1606, 1607, 1609, 1613, 1621, 1628, 1630, 1631, 1635, 1646, 1650, 1651, 1660, 1661, 1677, 1685, 1697, 1709, 1739, 1742, 1743, 1765, 1769, 1770, 1788, 1792, 1799, 1801, 1808, 1810, 1814, 1818, 1832, 1833, 1835, 1843, 1846, 1847, 1850, 1859, 1867, 1872, 1874, 1875, 1876, 1879, 1883, 1892, 1895, 1899, 1900, 1906, 1917, 1918, 1920, 1925, 1930, 1933, 1942, 1945, 1966, 1967, 1970, 1972, 1975, 1979, 1984, 1991, 1993, 1998, 2007, 2010, 2011, 2015, 2035, 2044, 2049, 2050, 2051, 2059, 2060, 2070, 2110										
<b>Antihistamines</b>										
[1272h]	2 y F				A	Ingst	Unt-G	2		
1273pha	14 y F	diphenhydramine	1	1	U	Ingst	Int-S	2		
		diphenhydramine	1	1						
		metformin	2	2						
		loratadine	3	3						
1274	18 y M	lovastatin	4	4	U	Ingst	Int-S	1		
		diphenhydramine	1	1						
1275h	20 y F	quetiapine	2	2	A	Ingst	Int-S	1		
		diphenhydramine	1	1						
1276ph	21 y M	ibuprofen	2	2	U	Ingst	Int-S	2		
		diphenhydramine	1	1						
1277a	21 y F	diphenhydramine	1	1	A	Ingst	Int-S	1		
		diphenhydramine	1	1					diphenhydramine	0.5 mg/L In Blood (unspecified) @ Autopsy
		salicylate	2	2					salicylate	10.9 mg/L In Serum @ 30 m (pe)
		cyclobenzaprine	3	3					cyclobenzaprine	0.06 mg/L In Blood (unspecified) @ Autopsy
		citalopram	4	4					citalopram	0.4 mg/L In Blood (unspecified) @ Autopsy
		ibuprofen	5	5						
		diphenhydramine	1	1						
1278a	23 y M				A	Par	Int-S	1		
		diphenhydramine	1	1	diphenhydramine	316 ng/mL In Blood (unspecified) @ Unknown				
		diphenhydramine	1	1	diphenhydramine	372 ng/mL In Blood (unspecified) @ Autopsy				
		hydromorphone	2	2	morphine	15 ng/mL In Blood (unspecified) @ Autopsy				
		hydromorphone	2	2	hydromorphone	3 ng/mL In Blood (unspecified) @ Autopsy				
		hydromorphone	2	2	hydromorphone	5.5 ng/mL In Serum @ Autopsy				
		hydromorphone	2	2	morphine	74.4 ng/mL In Blood (unspecified) @ Autopsy				

(Continued)



**Table 21.** Listing of Fatal Nonpharmaceutical and Pharmaceutical Exposures.

Annual Report ID	Age	Substances	Substance Rank	Cause Rank	Chronicity	Route	Reason	RCF	Analyte	Blood Concentration @ Time
1279ha	30 y F	fentanyl *	3	3					fentanyl	14.4 ng/mL In Blood (unspecified) @ Autopsy
		fluconazole *	4	3						
		diphenhydramine	1	1	A/C	Ingst	Int-S	1	diphenhydramine	4919 ng/mL In Serum @ Unknown
		cyclic antidepressant, unknown	2	2					duloxetine	278 ng/mL In Serum @ Unknown
		clonazepam	3	3					7-aminoclonazepam	60.9 ng/mL In Serum @ Unknown
		clonazepam	3	3					7-aminoclonazepam	796 ng/mL In Urine (quantitative only) @ 2 d (pe)
		clonazepam	3	3					clonazepam	83.1 ng/mL In Serum @ Unknown
		anticonvulsant	4	4					gabapentin	19.7 mcg/mL In Serum @ Unknown
1280ai	31 y F	antidepressant (SSRI)	5	5					sertraline	311 ng/mL In Serum @ Unknown
		ziprasidone	6	6						
1281ai	33 y F	diphenhydramine	1	1	A	Ingst	Int-S	2		
1282	34 y F	diphenhydramine	1	1	U	Ingst	Int-S	2		
		cyclobenzaprine	2	2						
		phentermine	3	3						
		codeine	4	4						
		acetaminophen/hydrocodone	5	5						
		butalbital	6	6						
1283h	35 y F	diphenhydramine	1	1	A	Ingst	Unk	2	diphenhydramine	1.1 mg/L In Whole Blood @ Autopsy
		morphine	2	2					morphine	0.18 mg/L In Whole Blood @ Autopsy
		zolpidem	3	3					zolpidem	0.12 mg/L In Whole Blood @ Autopsy
		acetaminophen/hydrocodone	4	4						
		alprazolam	5	5						
1284p	36 y F	diphenhydramine	1	1	C	Ingst	Int-A	2		
		N-acetylcysteine	2	2						
1285pha	37 y F	diphenhydramine	1	1	A/C	Par	Int-A	2		
		diphenhydramine	1	1	A	Ingst	Int-S	1	diphenhydramine	15490 ng/mL In Blood (unspecified) @ Autopsy
1286ph	38 y F	diphenhydramine	1	1	A	Ingst	Int-S	1		
		ethanol	2	2					ethanol	204 mg/dL In Serum @ 10 m (pe)
1287ai	42 y M	diphenhydramine	1	1	U	Ingst	Int-A	2		
[1288pha]	43 y F	diphenhydramine	1	1	A	Ingst	Int-S	1	diphenhydramine	28 mcg/mL In Whole Blood @ Autopsy
1289ai	45 y M	diphenhydramine	1	1	U	Ingst	Int-A	2		
1290pa	45 y M	diphenhydramine	1	1	A	Unk	Int-A	1	diphenhydramine	0.4 mg/L In Blood (unspecified) @ Autopsy
		hyperthermia drug, unknown	2	2						
1291ai	45 y M	drug, unknown	3	3						
		promethazine	1	1	U	Ingst	Int-A	2		
		acetaminophen/hydrocodone	2	2						
		ethanol	3	3						
		diphenhydramine	4	4						
zolpidem	5	5								

(Continued)

**Table 21.** Listing of Fatal Nonpharmaceutical and Pharmaceutical Exposures.

Annual Report ID	Age	Substances	Substance Rank	Cause Rank	Chronicity	Route	Reason	RCF	Analyte	Blood Concentration @ Time
1292ai	48 y F	diphenhydramine	1	1	U	Ingst	Int-A	2		
		tramadol	2	2						
1293ai	49 y M	diphenhydramine	1	1	U	Ingst	Int-A	2		
		ethanol	2	2						
1294p	50 y F	diphenhydramine	1	1	A	Ingst	Int-S	1		
		bupropion	2	2						
		lamotrigine	3	3						
		lisdexamfetamine	4	4						
		naproxen	5	5						
		alprazolam	6	6						
1295	51 y F	promethazine	1	1	A	Ingst	Int-S	3		
		verapamil	2	2						
		escitalopram	3	3						
		acetaminophen/ hydrocodone	4	4					acetaminophen	84 mcg/mL In Blood (unspecified) @ 12 h (pe)
		diazepam	5	5						
		topiramate	6	6						
		esomeprazole	7	7						
		diclofenac	8	8						
1296ai	51 y F	diphenhydramine	1	1	A	Ingst	Int-S	2		
		ethanol	2	2						
1297ai	53 y M	diphenhydramine	1	1	A	Ingst	Int-S	2		
		dextromethorphan	2	2						
		bupropion	3	3						
		ethanol	4	4						
1298a	66 y M	diphenhydramine	1	1	A	Ingst	Int-S	1		
		risperidone	2	2						
		salicylate	3	3						
		mirtazapine	4	4						
		valproic acid	5	5						
See Also case 8, 22, 33, 38, 43, 67, 81, 87, 95, 116, 120, 163, 232, 251, 257, 268, 270, 280, 282, 285, 286, 287, 347, 357, 358, 362, 380, 402, 403, 412, 418, 423, 434, 437, 440, 445, 446, 470, 473, 480, 484, 497, 509, 520, 538, 555, 565, 568, 571, 576, 587, 589, 596, 612, 625, 628, 631, 635, 638, 647, 650, 654, 655, 663, 675, 679, 682, 687, 690, 699, 702, 706, 715, 759, 767, 784, 789, 803, 804, 806, 826, 827, 845, 846, 864, 867, 877, 879, 887, 888, 890, 892, 905, 910, 923, 930, 946, 954, 965, 974, 978, 986, 990, 1019, 1026, 1031, 1038, 1092, 1147, 1163, 1187, 1189, 1202, 1203, 1206, 1214, 1226, 1227, 1228, 1240, 1263, 1268, 1336, 1351, 1358, 1382, 1395, 1489, 1490, 1494, 1495, 1504, 1528, 1531, 1551, 1562, 1565, 1573, 1580, 1596, 1609, 1656, 1665, 1685, 1697, 1709, 1716, 1721, 1722, 1727, 1734, 1742, 1751, 1752, 1779, 1788, 1793, 1797, 1801, 1805, 1806, 1807, 1818, 1826, 1830, 1832, 1850, 1865, 1875, 1877, 1878, 1881, 1894, 1903, 1906, 1920, 1933, 1943, 1945, 1946, 1960, 1967, 1972, 1979, 1985, 1990, 1992, 2006, 2019, 2021, 2041, 2049, 2052, 2066, 2074										
<b>Antimicrobials</b>										
1299	47 y M	levamisole	1	1	A	Unk	Int-A	2		
		cocaine	2	2						
1300	54 y M	levofloxacin	1	1	A/C	Ingst	Int-A	1		
		acetaminophen/ oxycodone	2	2					acetaminophen	0 mcg/mL In Blood (unspecified) @ Unknown
		ethanol	3	3						
[1301pha]	65 y F	amantadine	1	1	A/C	Ingst	Int-U	2		
1302ai	72 y F	amantadine	1	1	U	Ingst	Int-S	2		
1303pha	74 y F	hydroxychloroquine	1	1	A	Ingst	Int-S	1		
		bupropion	2	2					hydroxybupropion	1500 ng/mL In Blood (unspecified) @ Autopsy
		bupropion	2	2					bupropion	860 ng/mL In Blood (unspecified) @ Autopsy
		zolpidem	3	3					zolpidem	210 ng/mL In Blood (unspecified) @ Autopsy
See Also case 294, 452, 765, 795, 808, 1031, 1112, 1129, 1177, 1240, 1271, 1278, 1594, 1600, 1641, 1690, 1709, 1710, 1743, 1744, 1751, 1752, 1756, 1765, 1779, 1783, 1784, 1788, 1793, 1797, 1801, 1811, 1814, 1818, 1832, 1841, 1850, 1855, 1861, 1866, 1874, 1875, 1879, 1880, 1881, 1885, 1888, 1912, 1920, 1930, 1943, 1957, 1965, 1971, 1973, 1975, 1979, 1981, 1991, 2002, 2007, 2008, 2015, 2018, 2019, 2022, 2039, 2044, 2047, 2048, 2052, 2053, 2065, 2066, 2068, 2070, 2077, 2096										

(Continued)

Clinical Toxicology Downloaded from informahealthcare.com by 71.16.53.66 on 01/06/15  
For personal use only.

**Table 21.** Listing of Fatal Nonpharmaceutical and Pharmaceutical Exposures.

Annual Report ID	Age	Substances	Substance Rank	Cause Rank	Chronicity	Route	Reason	RCF	Analyte	Blood Concentration @ Time
<b>Antineoplastics</b>										
1304h	1 y M	antineoplastic drug	1	1	A	Par	Unt-T	1		
1305h	62 y F	methotrexate	1	1	C	Unk	Unk	2	methotrexate	0.76 Other (see abst) In Serum @ Unknown
1306	79 y F	methotrexate	1	1	C	Ingst	AR-D	3	methotrexate	0.09 mmol/L In Blood (unspecified) @ Unknown
[1307h]	82 y F	methotrexate	1	1	A/C	Ingst	Unt-T	2	methotrexate	0.03 mmol/L In Blood (unspecified) @ 4 d (pe)
<b>Asthma Therapies</b>										
1308a	34 y F	theophylline	1	1	U	Unk	Unk	3		
		pseudoephedrine	2	2					ephedrine	5000 ng/mL In Blood (unspecified) @ Autopsy
		pseudoephedrine	2	2					pseudoephedrine	6600 ng/mL In Blood (unspecified) @ Autopsy
		phenylpropanolamine	3	3						
		ethanol	4	4					ethanol	30 mg/dL In Blood (unspecified) @ Autopsy
1309p	36 y M	epinephrine	1	1	A	Par	Int-A	1		
1310	61 y F	theophylline	1	1	A/C	Ingst	AR-D	3	theophylline	34.6 mg/L In Blood (unspecified) @ Unknown
See Also case 1250, 1403										
<b>Cardiovascular Drugs</b>										
1311h	16 y F	nebivolol	1	1	A	Ingst	Int-S	1		
		amlodipine	2	2						
		metformin	3	3						
1312p	17 y F	flecainide	1	1	A/C	Ingst	Int-S	1		
1313pa	17 y M	metoprolol	1	1	A	Ingst	Int-S	1	metoprolol	11.4 mg/L In Blood (unspecified) @ 5 m (pe)
1314ai	19 y F	verapamil	1	1	A	Ingst	Int-S	2		
		zolpidem	2	2						
1315a	20 y F	diltiazem (extended release)	1	1	A	Ingst	Int-S	2	diltiazem	16.7 mg/L In Blood (unspecified) @ Autopsy
1316a	20 y F	flecainide	1	1	A	Ingst	Int-S	1		
		ethanol	2	2					ethanol	158 mg/dL In Whole Blood @ 4 h (pe)
1317a	21 y F	carvedilol	1	1	A	Ingst	Int-S	2		
		methamphetamine	2	2						
		bupirone	3	3						
		zolpidem	4	4						
[1318h]	23 y F	nitroprusside	1	1	C	Par	Unt-T	3	cyanide	0.128 mg/L In Blood (unspecified) @ 3 d (pe)
		nitroprusside	1	1					cyanide	6.289 mg/L In Blood (unspecified) @ 3 d (pe)
1319ha	23 y F				A	Ingst	Int-S	1		

(Continued)

**Table 21.** Listing of Fatal Nonpharmaceutical and Pharmaceutical Exposures.

Annual Report ID	Age	Substances	Substance Rank	Cause Rank	Chronicity	Route	Reason	RCF	Analyte	Blood Concentration @ Time
1320a	24 y F	flecainide	1	1					flecainide	25 mcg/mL In Blood (unspecified) @ Autopsy
		ethanol	2	2					ethanol	0.14 g/dL In Blood (unspecified) @ Autopsy
		diltiazem	1	1	A	Ingst	Int-S	1	diltiazem	38000 ng/mL In Blood (unspecified) @ Autopsy
1321p	24 y F	verapamil	1	1	A/C	Ingst	AR-D	2		
1322h	24 y F	verapamil	1	1	A/C	Ingst	Int-S	1		
		verapamil	2	2						
1323	25 y F	amlodipine	1	1	A	Ingst+ Par	Int-S	2		
		heroin	2	2						
		ethanol	3	3					ethanol	180 mg/dL In Blood (unspecified) @ Unknown
1324	25 y M	acetaminophen	4	4					acetaminophen	90 mcg/mL In Blood (unspecified) @ Unknown
		verapamil	1	1	A	Ingst	Int-S	2		
1325p	26 y M	propranolol	1	1	U	Ingst	Int-U	2		
		acetaminophen	2	2					acetaminophen	12 mcg/mL In Serum @ Unknown
1326	26 y M	beta blocker *	2	1	A/C	Ingst	Int-S	1		
		bupropion (extended release) *	1	1						
		benzodiazepine	3	3						
		zolpidem	4	4						
1327	26 y F	carvedilol	1	1	A	Ingst+ Par	Int-S	1		
		nebivolol	2	2						
		insulin	3	3						
		guanfacine	4	4						
		salicylate	5	5						
1328i	27 y F	verapamil	1	1	A/C	Ingst	Int-S	1		
1329a	27 y F	clonidine	1	1	A	Ingst	Int-M	3		
1330h	28 y F	verapamil	1	1	A	Ingst	Int-S	1		
		trazodone	2	2						
1331	29 y M	verapamil	1	1	A	Ingst	Int-S	1		
		ethanol	2	2						
1332h	29 y F	amlodipine	1	1	A	Ingst	Int-S	1		
		metoprolol	2	2						
1333h	30 y M	propafenone	1	1	A	Ingst	Int-S	2		
		metoprolol (extended release)	2	2						
1334h	31 y F	verapamil	1	1	A	Ingst	Unk	2		
		acetaminophen/ hydrocodone	2	2					acetaminophen	25 mcg/mL In Blood (unspecified) @ Unknown
1335pa	33 y F	propranolol	1	1	A	Ingst	Int-S	1	propranolol	6600 ng/mL In Blood (unspecified) @ 1 h (pe)
		ethanol	2	2					ethanol	198 mg/dL In Blood (unspecified) @ 1 h (pe)
1336ha	34 y F				U	Ingst	Int-S	1		

(Continued)

**Table 21.** Listing of Fatal Nonpharmaceutical and Pharmaceutical Exposures.

Annual Report ID	Age	Substances	Substance Rank	Cause Rank	Chronicity	Route	Reason	RCF	Analyte	Blood Concentration @ Time				
1337a	34 y M	cardiac glycoside	1	1	A/C	Ingst	Unt-T	3	digoxin	24 ng/mL In Blood (unspecified) @ Autopsy				
		diphenhydramine	2	2					diphenhydramine	6.7 mg/L In Blood (unspecified) @ Autopsy				
		zolpidem	3	3										
		drug, unknown	4	4										
1338a	36 y F	verapamil	1	1	A	Ingst	Int-S	1	amlodipine	780 ng/mL In Blood (unspecified) @ Autopsy				
1339ha	36 y F	amlodipine	1	1	A/C	Ingst	Int-M	1						
1340ha	36 y F	diltiazem (extended release)	1	1										
1341a	37 y F	verapamil	1	1							A/C	Ingst	Int-S	2
1342ph	37 y F	escitalopram	2	2					citalopram	0.12 mg/L In Blood (unspecified) @ Autopsy				
		codeine	3	3	morphine	0.055 mg/L In Blood (unspecified) @ Autopsy								
		codeine	3	3	codeine	0.591 mg/L In Blood (unspecified) @ Autopsy								
		topiramate	4	4	topiramate	9.84 mg/L In Blood (unspecified) @ Autopsy								
1341a	37 y F	diltiazem	1	1	A/C	Ingst	Int-S	2	ethanol	150 mg/dL In Blood (unspecified) @ Unknown				
1342ph	37 y F	ethanol	2	2										
1343	37 y F	propranolol	1	1										
		pregabalin	2	2										
		amphetamine/ dextroamphetamine (extended release)	3	3										
		gabapentin	4	4										
		clonazepam	5	5										
1344p	38 y M	verapamil	1	1	A	Ingst	Int-S	1	quetiapine					
1345pha	38 y F	quetiapine	2	2	A/C	Ingst	Int-S	1						
1346ha	38 y M	amlodipine/ atorvastatin	1	1										
		metoprolol	1	1					metoprolol	16000 ng/mL In Blood (unspecified) @ Autopsy				
		neбиволol	2	2					hydromorphone	130 ng/mL In Blood (unspecified) @ Autopsy				
hydromorphone	3	3												
1346ha	38 y M	oxymorphone	4	4	A/C	Ingst	Int-S	1	oxymorphone	130 ng/mL In Blood (unspecified) @ Autopsy				
		warfarin	5	5										
		flecainide	1	1					flecainide	15.23 mcg/mL In Blood (unspecified) @ Autopsy				
		metformin	2	2					bupropion	105 ng/mL In Blood (unspecified) @ Autopsy				
celecoxib	3	3												
		bupropion	4	4										

(Continued)

**Table 21.** Listing of Fatal Nonpharmaceutical and Pharmaceutical Exposures.

Annual Report ID	Age	Substances	Substance Rank	Cause Rank	Chronicity	Route	Reason	RCF	Analyte	Blood Concentration @ Time
1347	39 y M	duloxetine	5	5					duloxetine	147 ng/mL In Blood (unspecified) @ Autopsy
		gabapentin	6	6					gabapentin	14.4 mcg/mL In Blood (unspecified) @ Autopsy
		warfarin	7	7	U	Ingst	Unk	2		
1348ha	40 y M	amlodipine	1	1						
		ethanol	2	2	A	Ingst	Int-S	1		
		propranolol	1	1					propranolol	160 mg/kg In Liver @ Autopsy
1349	41 y F	propranolol	1	1						
		drug, unknown	2	2						
		ethanol	3	3	U	Ingst	Unk	2	ethanol	211 mg/dL In Serum @ Unknown
1350h	42 y M	carvedilol	1	1						
		nifedipine	2	2	A/C	Ingst	Int-S	2		
		alprazolam	3	3						
		acetaminophen/hydrocodone	4	4						
1351pai	42 y M	propranolol	1	1	U	Unk	Unk	1		
		methadone	2	2					methadone	169 ng/mL In Urine (quantitative only) @ Autopsy
		methadone	2	2					methadone	399 ng/mL In Blood (unspecified) @ Autopsy
		methadone	2	2					eddp (2-ethylidene-1,5-dimethyl-3,3-diphenyl pyrrolidine)	43.7 ng/mL In Blood (unspecified) @ Autopsy
		buprenorphine/naloxone (sublingual)	3	3					buprenorphine	0 ng/mL In Blood (unspecified) @ Autopsy
		ethanol	4	4						
		lithium	5	5						
		alprazolam	6	6					alpha-oh-alprazolam	1392 ng/mL In Urine (quantitative only) @ Autopsy
		alprazolam	6	6					alprazolam	152 ng/mL In Blood (unspecified) @ Autopsy
		alprazolam	6	6					alprazolam	891 ng/mL In Urine (quantitative only) @ Autopsy
		clonazepam	7	7					7-aminoclonazepam	32.4 ng/mL In Blood (unspecified) @ Autopsy
		diphenhydramine	8	8						
		naproxen	9	9						
ibuprofen	10	10								
pravastatin	11	11								
lactobacillus acidophilus	12	12								
marijuana	13	13						carboxy-thc	169 ng/mL In Urine (quantitative only) @ Autopsy	
marijuana	13	13						thc (tetrahydrocannabinol)	3.4 ng/mL In Blood (unspecified) @ Autopsy	
marijuana	13	13						delta-9-carboxy-thc	40.8 ng/mL In Blood (unspecified) @ Autopsy	

(Continued)

**Table 21.** Listing of Fatal Nonpharmaceutical and Pharmaceutical Exposures.

Annual Report ID	Age	Substances	Substance Rank	Cause Rank	Chronicity	Route	Reason	RCF	Analyte	Blood Concentration @ Time
1352	42 y M	carvedilol diltiazem phenytoin pravastatin	1 2 3 4	1 2 3 4	A/C	Ingst	Int-S	1		
1353h	43 y M	amlodipine carvedilol lisinopril paroxetine simvastatin	1 2 3 4 5	1 2 3 4 5	A/C	Ingst	Int-S	1		
1354	43 y F	carvedilol amlodipine pramipexole citalopram risperidone pravastatin topiramate omeprazole levothyroxine	1 2 3 4 5 6 7 8 9	1 2 3 4 5 6 7 8 9	C	Ingst	Int-S	1		
1355ha	44 y M	metoprolol metformin acetaminophen/ hydrocodone acetaminophen/ oxycodone acetaminophen/ oxycodone acetaminophen/ oxycodone thiazolidinedione diazepam zolpidem furosemide citalopram citalopram	1 2 3 4 4 4 5 6 7 8 9 9	1 2 3 4 4 5 6 7 8 9 9	A/C	Ingst	Int-S	2	acetaminophen acetaminophen oxycodone oxycodone zolpidem citalopram citalopram	15 mcg/mL In Other @ Unknown 15 mcg/mL In Unknown @ Unknown 30 ng/mL In Blood (unspecified) @ Unknown 62 ng/mL In Blood (unspecified) @ Autopsy 70 ng/mL In Blood (unspecified) @ Unknown 216 ng/mL In Blood (unspecified) @ Autopsy 74 ng/mL In Blood (unspecified) @ Unknown
1356	44 y F	metoprolol (extended release)	1	1	A	Unk	Unk	2		
1357a	44 y M	amlodipine	1	1	A/C	Ingst	Int-S	1	amlodipine	0.62 mg/L In Blood (unspecified) @ Unknown
1358a	44 y F	acetaminophen diltiazem citalopram cetirizine	2 1 2 3	2 1 2 3	A	Ingst	Int-S	1		
1359	45 y M	beta blocker isopropanol	1 2	1 2	A/C	Ingst	Int-S	3		
1360	46 y F	verapamil	1	1	A/C	Ingst	Int-S	1		
1361	46 y M	verapamil lisinopril metformin simvastatin fluoxetine	1 2 3 4 5	1 2 3 4 5	A/C	Ingst	Int-S	1		
1362a	46 y M	cardiac glycoside	1	1	C	Ingst	AR-D	3	digoxin	4.5 mg/mL In Plasma @ Unknown
1363a	47 y F				A/C	Ingst	Int-S	2		

(Continued)

**Table 21.** Listing of Fatal Nonpharmaceutical and Pharmaceutical Exposures.

Annual Report ID	Age	Substances	Substance Rank	Cause Rank	Chronicity	Route	Reason	RCF	Analyte	Blood Concentration @ Time
		verapamil	1	1					verapamil	0.74 mcg/mL In Blood (unspecified) @ Unknown
1364h	47 y M	venlafaxine amitriptyline chlorpromazine	2 3 4	2 3 4	A/C	Ingst	Int-S	1		
		amlodipine metoprolol (extended release)	1 2	1 2						
1365	47 y F				A/C	Ingst	Int-S	1		
		amlodipine metoprolol lisinopril zolpidem	1 2 3 4	1 2 3 4						
1366ha	47 y F	amlodipine	1	1	A/C	Ingst	Int-S	1	amlodipine	1800 mcg/L In Blood (unspecified) @ Autopsy
		tizanidine doxepin	2 3	2 3					doxepin	0.13 mg/L In Blood (unspecified) @ Autopsy
		lithium fluoxetine	4 5	4 5					fluoxetine	0.6 mg/L In Blood (unspecified) @ Autopsy
		fluoxetine	5	5					norfluoxetine	1.4 mg/L In Blood (unspecified) @ Autopsy
		gabapentin acetaminophen/ hydrocodone flurazepam	6 7 8	6 7 8						
1367	47 y F				A/C	Ingst	Int-S	1		
1368ai	48 y F	verapamil	1	1	A	Ingst	Int-S	2		
		diltiazem metoprolol amlodipine cocaine ethanol (non-beverage)	1 2 3 4 5	1 2 3 4 5						
1369h	48 y M				A/C	Ingst	Int-S	1		
		amlodipine lamotrigine lisinopril risperidone quetiapine omeprazole	1 2 3 4 5 6	1 2 3 4 5 6						
1370	48 y M				A	Ingst	Int-S	1		
1371	48 y M	verapamil	1	1	A	Ingst	Int-S	2		
		amlodipine metoprolol	1 2	1 2						
1372i	48 y M				A	Ingst	Int-S	2		
		lisinopril valproic acid sertraline	1 2 3	1 2 3						
1373h	48 y M				A/C	Ingst	Int-S	1		
1374	48 y F	amlodipine	1	1	A/C	Ingst	Int-S	1		
		propranolol lisinopril alprazolam	1 2 3	1 2 3						
1375h	49 y F				C	Ingst	Int-S	2		
		verapamil clozapine	1 2	1 2						
1376a	49 y M	verapamil	1	1	A/C	Ingst	Int-S	1	verapamil	610 ng/mL In Blood (unspecified) @ 1 h (pe)

(Continued)



**Table 21.** Listing of Fatal Nonpharmaceutical and Pharmaceutical Exposures.

Annual Report ID	Age	Substances	Substance Rank	Cause Rank	Chronicity	Route	Reason	RCF	Analyte	Blood Concentration @ Time
1377ai	49 y F	valproic acid (extended release)	2	2	A	Ingst	Int-S	2	valproic acid	10 mcg/mL In Serum @ Unknown
		ethanol	3	3					ethanol	37 mg/dL In Serum @ Unknown
		amlodipine/valsartan	4	4						
		valproic acid	5	5						
		verapamil	1	1						
1378h	49 y F	clonazepam	2	2	U	Ingst	Unk	3		
		metoprolol	1	1	A/C	Ingst	Int-S	2		
1379	50 y F	atenolol	1	1	A	Ingst	Int-S	1		
1380ha	50 y F	verapamil	1	1	U	Ingst	Int-S	1	amlodipine	1300 ng/mL In Blood (unspecified) @ Unknown
		metoprolol	2	2						
		furosemide	3	3						
		amlodipine/benazepril	1	1						
1382	52 y M	diltiazem (extended release)	1	1	A/C	Ingst	Int-S	1		
1383	52 y M	metoprolol	2	2	A/C	Ingst	Int-S	3		
		citalopram	3	3						
		gabapentin	4	4						
		mirtazapine	5	5						
		hydroxyzine	6	6						
		ethanol	7	7						
		omeprazole	8	8						
		salicylate	9	9						
		propranolol	1	1						
ethanol	2	2								
1384	52 y F				A/C	Ingst	Int-S	1		
1385h	53 y F	verapamil	1	1	A/C	Ingst	Int-S	2		
		verapamil	1	1						
		venlafaxine	2	2						
1386h	53 y F	ethanol	3	3	A/C	Ingst	Int-S	2		
		beta blocker	1	1						
1387	54 y F	beta blocker	1	1	A	Ingst	Int-S	2		
		carvedilol	2	2						
		quetiapine	3	3						
		angiotensin converting enzyme inhibitor	4	4						
		desfenlafaxine	5	5						
		acetaminophen/hydrocodone	6	6						
		salicylate	7	7						
		warfarin	8	8						
		bupropion	9	9						
		simvastatin	10	10						
1388h	54 y F	digoxin	1	1	C	Ingst	Unk	3	digoxin	2.4 ng/mL In Blood (unspecified) @ Unknown
1389h	54 y F				A	Ingst	Int-S	1		
1390h	54 y F	metoprolol	1	1	A	Ingst	AR-D	2		
		nadolol	1	1						
1391a	55 y M	sildenafil	2	2	A/C	Ingst	Int-S	1	metoprolol	39000 ng/mL In Blood (unspecified) @ Autopsy
		metoprolol	1	1						
1392	55 y F	antihyperlipidemic	2	2	A/C	Ingst	Int-S	2		
1393h	55 y F	amlodipine	1	1	A	Ingst	Int-S	1		

(Continued)

**Table 21.** Listing of Fatal Nonpharmaceutical and Pharmaceutical Exposures.

Annual Report ID	Age	Substances	Substance Rank	Cause Rank	Chronicity	Route	Reason	RCF	Analyte	Blood Concentration @ Time		
1394a	55 y M	calcium antagonist	1	1	U	Ingst	Unk	2				
		carvedilol	1	1								
		metformin	2	2							metformin	100 mcg/mL In Blood (unspecified) @ 1 h (pe)
		pesticide, unknown ethanol	3 4	3 4							ethanol	0.041 g/dL In Blood (unspecified) @ 1 h (pe)
1395a	56 y F	prasugrel	5	5	U	Ingst	Int-S	2				
		atenolol	1	1								
		doxepin	2	2								
		promethazine	3	3								
		acetaminophen/hydrocodone	4	4							hydrocodone	6.4 mg/mL In Serum @ Unknown
lorazepam	5	5	lorazepam	114 ng/mL In Serum @ Unknown								
1396	56 y M	diltiazem	1	1	A/C	Ingst	Int-S	1				
1397	56 y M				A	Ingst	Int-S	1				
		carvedilol	1	1								
		amlodipine	2	2								
		bupropion (extended release)	3	3								
		doxepin	4	4								
		sertraline	5	5								
		simvastatin	6	6								
ethanol	7	7										
1398a	56 y M				A/C	Ingst+ Unk	Int-S	1				
		atenolol	1	1								
		amlodipine	2	2								
		hydrochlorothiazide	3	3								
1399h	57 y M	lisinopril	4	4	A/C	Ingst	Int-S	1				
		amlodipine	1	1								
		sertraline	2	2								
1400	57 y F				A	Ingst	Int-S	1				
		verapamil	1	1								
		metoprolol	2	2								
1401h	57 y M	clonazepam	3	3	C	Ingst	Int-S	3				
		propranolol	1	1								
1402ph	58 y M				A/C	Ingst	Int-S	2				
		isradipine	1	1								
		sildenafil	2	2								
		ethanol *	3	3								
1403p	58 y M	hurricane related *	4	3	A/C	Ingst	Int-S	1				
		amlodipine	1	1								
		morphine	2	2								
		hydromorphone	3	3								
		tramadol	4	4								
		theophylline	5	5							theophylline	21.4 mcg/mL In Blood (unspecified) @ 22 h (pe)
		theophylline	5	5							theophylline	37 mcg/mL In Blood (unspecified) @ 3 h (pe)
		theophylline	5	5							theophylline	39.4 mcg/mL In Blood (unspecified) @ 8 h (pe)
fluphenazine	6	6										
citalopram	7	7										
guaifenesin/pseudoephedrine	8	8										
1404ha	58 y M				A/C	Ingst	Int-S	2				
		carvedilol	1	1								
		ethanol	2	2					ethanol	445 mg/dL In Blood (unspecified) @ Autopsy		

(Continued)

**Table 21.** Listing of Fatal Nonpharmaceutical and Pharmaceutical Exposures.

Annual Report ID	Age	Substances	Substance Rank	Cause Rank	Chronicity	Route	Reason	RCF	Analyte	Blood Concentration @ Time
1405ha	58 y F	trazodone	3	3	A/C	Ingst	Int-S	1	trazodone	0.95 mcg/mL In Blood (unspecified) @ Autopsy
		fluoxetine	4	4					fluoxetine	1.6 mcg/mL In Blood (unspecified) @ Autopsy
		zolpidem	5	5					zolpidem	0.51 mcg/mL In Blood (unspecified) @ Autopsy
		verapamil	1	1					topiramate	18 mg/L In Blood (unspecified) @ Unknown
topiramate	2	2								
1406h	59 y M				A/C	Ingst	Int-S	1		
[1407ha]	59 y M	diltiazem	1	1	A	Ingst	Int-S	1	ethanol	222 mg/dL In Serum @ Unknown
		ramipril	2	2						
		paroxetine	3	3						
		ethanol	4	4						
1408pha	59 y F				A/C	Ingst	Int-U	2		
1409h	59 y F	propranolol	1	1	U	Ingst	Unt-G	1	lamotrigine	43.9 mcg/mL In Blood (unspecified) @ Unknown
		citalopram	2	2						
		lamotrigine	3	3						
1410h	60 y M	buspirone	4	4	A	Ingst	Int-S	2	acetaminophen	218 mcg/mL In Blood (unspecified) @ Unknown
		amlodipine	1	1						
		fluoxetine/olanzapine	2	2						
		clonidine	3	3						
[1411ha]	60 y M	metoprolol	1	1	A/C	Ingst	Int-S	1	diltiazem	8.5 mg/L In Blood (unspecified) @ Unknown
		lisinopril	2	2						
		lorazepam	3	3						
		acetaminophen	4	4						
1412	60 y F	isopropanol	5	5	U	Ingst	Int-S	1		
		shampoo	6	6						
1413p	61 y M	diltiazem	1	1	A	Ingst	Int-S	1		
		atenolol	2	2						
		zolpidem	3	3						
		hydrochlorothiazide	4	4						
		alprazolam	5	5						
		lorazepam	6	6						
1414	62 y M	amlodipine	1	1	U	Ingst	Int-S	1		
		atenolol	2	2						
		clonazepam	3	3						
1415h	62 y F	diltiazem	1	1	A	Ingst	Int-S	2		
		metformin	2	2						
1416ha	63 y F	verapamil	1	1	A/C	Ingst	Int-S	2		
		ethanol	2	2						
1416ha	63 y F	calcium antagonist	1	1	A	Ingst	Int-S	1	amlodipine	220 ng/mL In Blood (unspecified) @ Autopsy
		bupropion (extended release)	2	2					bupropion	13 ng/mL In Blood (unspecified) @ Autopsy
		bupropion	3	3					hydroxybupropion	1000 ng/mL In Blood (unspecified) @ Autopsy

(Continued)

**Table 21.** Listing of Fatal Nonpharmaceutical and Pharmaceutical Exposures.

Annual Report ID	Age	Substances	Substance Rank	Cause Rank	Chronicity	Route	Reason	RCF	Analyte	Blood Concentration @ Time
		clonazepam	4	4					clonazepam	140 ng/mL In Blood (unspecified) @ Autopsy
		clonazepam	4	4					7-aminoclonazepam	67 ng/mL In Blood (unspecified) @ Autopsy
		lamotrigine	5	5					lamotrigine	21 mcg/mL In Blood (unspecified) @ Autopsy
		antidepressant (SSRI)	6	6					norfluoxetine	240 ng/mL In Blood (unspecified) @ Autopsy
		antidepressant (SSRI)	6	6					fluoxetine	340 ng/mL In Blood (unspecified) @ Autopsy
1417	63 y F				A	Par	AR-D	2		
1418h	63 y F	metoprolol	1	1		Unk	Unk	2		
1419h	64 y M	sotalol	1	1		Ingst	AR-D	2		
1420	64 y F	flecainide	1	1		Ingst	Int-S	3		
1421ha	65 y F	amlodipine	1	1						
		bupropion	2	2						
		amlodipine	1	1	A/C	Ingst	Int-S	1		
		venlafaxine	2	2					o-desmethylvenlafaxine	1800 ng/mL In Blood (unspecified) @ Unknown
		venlafaxine	2	2					venlafaxine	2300 ng/mL In Blood (unspecified) @ Unknown
		buspirone	3	3						
		zolpidem	4	4					zolpidem	1200 ng/mL In Blood (unspecified) @ Unknown
		lorazepam	5	5					lorazepam	0.5 mg/L In Blood (unspecified) @ Unknown
		temazepam	6	6					temazepam	1.09 mg/L In Blood (unspecified) @ Unknown
1422	65 y F				A	Ingst	Int-S	1		
		calcium antagonist	1	1						
		zolpidem	2	2						
		acetaminophen	3	3					acetaminophen	45 mcg/mL In Serum @ Unknown
1423h	65 y F	cardiac glycoside	1	1		Ingst	AR-D	3	digoxin	4.6 ng/mL In Blood (unspecified) @ Unknown
1424	66 y M				A	Ingst	Int-S	2		
		verapamil	1	1						
		atenolol	2	2						
		gabapentin	3	3						
		fluoxetine	4	4						
		acetaminophen/ tramadol	5	5						
		pantoprazole	6	6						
		prednisone	7	7						
1425	66 y F				A/C	Ingst	Unk	3		
		carvedilol	1	1						
		tapentadol (extended release)	2	2						
		naloxone	3	3						
		lisinopril	4	4						
1426p	67 y F				A/C	Ingst	Int-S	1		
		calcium antagonist	1	1						
		salicylate	2	2					salicylate	12.3 mg/dL In Blood (unspecified) @ Unknown
1427h	67 y M	alprazolam	3	3						
		metoprolol	1	1	A/C	Ingst	Int-S	1		

(Continued)

**Table 21.** Listing of Fatal Nonpharmaceutical and Pharmaceutical Exposures.

Annual Report ID	Age	Substances	Substance Rank	Cause Rank	Chronicity	Route	Reason	RCF	Analyte	Blood Concentration @ Time
1428	68 y F	nifedipine	2	2	A	Ingst	Int-S	3		
		ethanol	3	3						
1429	68 y M	diltiazem	1	1	A	Ingst	Int-S	2		
		metoprolol (extended release)	2	2						
1430	69 y M	diltiazem (extended release)	1	1	A/C	Ingst	Int-S	2		
		olmesartan	1	1						
1431ha	69 y M	fluoxetine	2	2	A	Ingst	Int-S	2		
		amlodipine	1	1						
1432	69 y F	amlodipine	1	1	A/C	Ingst	Int-S	1		
1433	69 y F	amlodipine	1	1	U	Ingst	Int-S	2		
1434h	69 y F	propafenone	1	1	A/C	Ingst	Int-S	1		
		amlodipine	1	1						
1435h	69 y F	ethanol	2	2	C	Ingst	AR-D	2	ethanol	240 mg/dL In Blood (unspecified) @ Unknown
		celecoxib	3	3						
1436h	69 y F	flecainide	1	1	A/C	Ingst	Int-S	1		
1437h	69 y M	amlodipine	1	1	A/C	Ingst	Int-S	1	digoxin	8.7 ng/mL In Serum @ 4 h (pe)
		propafenone	2	2						
		fluoxetine	3	3						
		lisinopril	4	4						
		salicylate	5	5						
		diazepam	6	6						
		cardiac glycoside	1	1						
		clonazepam	2	2						
		trazodone	3	3						
1438	71 y M	oxybutynin	4	4	A/C	Ingst	Int-S	2		
quetiapine	5	5								
1439	71 y M	lamotrigine	6	6	A	Ingst	Int-S	1		
		escitalopram	7	7						
1440	72 y M	finasteride	8	8	A/C	Ingst	Unt-T	3		
		salicylate	9	9						
		metoprolol	1	1						
		quetiapine	2	2						
1441	73 y M	propranolol	1	1	U	Ingst	AR-D	3	digoxin	4.5 ng/mL In Blood (unspecified) @ 24 h (pe)
		tramadol	2	2						
		fluoxetine	3	3						
		ethanol	4	4						
		carvedilol	1	1						
1442a	73 y F	losartan	2	2	A	Ingst	Unt-T	1	verapamil	2500 ng/mL In Blood (unspecified) @ Unknown
		lorazepam	3	3						
		simvastatin	4	4						
		pantoprazole	5	5						
		digoxin	1	1						
1443h	73 y F	digoxin	1	1	C	Ingst	AR-D	3	digoxin	7.6 ng/mL In Blood (unspecified) @ Unknown
1444h	74 y M				U	Unk	Unk	3		
		atenolol	1	1						
		benzodiazepine	2	2						

(Continued)

**Table 21.** Listing of Fatal Nonpharmaceutical and Pharmaceutical Exposures.

Annual Report ID	Age	Substances	Substance Rank	Cause Rank	Chronicity	Route	Reason	RCF	Analyte	Blood Concentration @ Time																																																																																																																																																																																																																																																																																													
1445a	74 y F	escitalopram	3	3	A	Ingst	Int-S	2																																																																																																																																																																																																																																																																																															
		primidone	4	4							1446h	74 y M	amlodipine	1	1	C	Par	AR-D	3	digoxin	3.1 ng/mL In Blood (unspecified) @ Unknown	acetaminophen/hydrocodone	2	2	1447h	74 y M	cardiac glycoside	1	1	A	Ingst	Unt-G	3			verapamil	1	1	1448	74 y M	warfarin	2	2	A/C	Ingst	Int-S	3			lisinopril	3	3	1449pa	75 y M	diltiazem	1	1	A	Ingst	Int-S	1			alprazolam	2	2			metoprolol	1	1					metoprolol	3842 ng/mL In Blood (unspecified) @ Unknown	flecainide	2	2	flecainide	2.29 mcg/mL In Blood (unspecified) @ Unknown			rivaroxaban	3	3							donepezil	4	4	donepezil	150 ng/mL In Blood (unspecified) @ Unknown	1450	75 y F	caffeine	5	5	A/C	Ingst	Unt-T	2			1451h	77 y F	metoprolol	1	1	A	Unk	Unk	3			clonidine	1	1	1452	78 y M	metoprolol	2	2	A	Ingst	Unt-T	2			nifedipine	3	3	1453	79 y F	cardiac glycoside	1	1	A/C	Ingst	Unt-T	3			warfarin	2	2			metoprolol (extended release)	1	1							amlodipine	2	2	1454h	79 y F	losartan	3	3	A/C	Ingst	Int-S	3			warfarin	4	4			furosemide	5	5							amlodipine	1	1	1455p	79 y M	metoprolol	2	2	A/C	Ingst	Int-S	2			alprazolam	1	1			sumatriptan	2	2							calcium antagonist	3	3	1456h	79 y F		1	1	U	Ingst	Unk	2			1457	79 y M		1	1	A	Ingst	AR-D	3			1458ph	80 y F	cardiac glycoside	1	1	C	Ingst	Unt-T	1	digoxin	1.6 ng/mL In Blood (unspecified) @ 3 d (pe)	cardiac glycoside	1	1	digoxin	1.9 ng/mL In Blood (unspecified) @ 2 d (pe)			cardiac glycoside	1	1					digoxin	2 ng/mL In Blood (unspecified) @ 5 h (pe)			cardiac glycoside	1	1					digoxin	3.1 ng/mL In Blood (unspecified) @ 18 h (pe)			cardiac glycoside	1	1					digoxin	4.1 ng/mL In Blood (unspecified) @ 0 h (pe)	1459	81 y F	
1446h	74 y M	amlodipine	1	1	C	Par	AR-D	3	digoxin	3.1 ng/mL In Blood (unspecified) @ Unknown																																																																																																																																																																																																																																																																																													
		acetaminophen/hydrocodone	2	2							1447h	74 y M	cardiac glycoside	1	1	A	Ingst	Unt-G	3			verapamil	1	1	1448	74 y M	warfarin	2	2	A/C	Ingst	Int-S	3			lisinopril	3	3	1449pa	75 y M	diltiazem	1	1	A	Ingst	Int-S	1			alprazolam	2	2			metoprolol	1	1					metoprolol	3842 ng/mL In Blood (unspecified) @ Unknown	flecainide	2	2	flecainide	2.29 mcg/mL In Blood (unspecified) @ Unknown			rivaroxaban	3	3							donepezil	4	4	donepezil	150 ng/mL In Blood (unspecified) @ Unknown	1450	75 y F	caffeine	5	5	A/C	Ingst	Unt-T	2			1451h	77 y F	metoprolol	1	1	A	Unk	Unk	3			clonidine	1	1	1452	78 y M	metoprolol	2	2	A	Ingst	Unt-T	2			nifedipine	3	3	1453	79 y F	cardiac glycoside	1	1	A/C	Ingst	Unt-T	3			warfarin	2	2			metoprolol (extended release)	1	1							amlodipine	2	2	1454h	79 y F	losartan	3	3	A/C	Ingst	Int-S	3			warfarin	4	4			furosemide	5	5							amlodipine	1	1	1455p	79 y M	metoprolol	2	2	A/C	Ingst	Int-S	2			alprazolam	1	1			sumatriptan	2	2							calcium antagonist	3	3	1456h	79 y F		1	1	U	Ingst	Unk	2			1457	79 y M		1	1	A	Ingst	AR-D	3			1458ph	80 y F	cardiac glycoside	1	1	C	Ingst	Unt-T	1	digoxin	1.6 ng/mL In Blood (unspecified) @ 3 d (pe)	cardiac glycoside	1	1	digoxin	1.9 ng/mL In Blood (unspecified) @ 2 d (pe)			cardiac glycoside	1	1					digoxin	2 ng/mL In Blood (unspecified) @ 5 h (pe)			cardiac glycoside	1	1					digoxin	3.1 ng/mL In Blood (unspecified) @ 18 h (pe)			cardiac glycoside	1	1					digoxin	4.1 ng/mL In Blood (unspecified) @ 0 h (pe)	1459	81 y F				A/C	Ingst	Int-U	2								
1447h	74 y M	cardiac glycoside	1	1	A	Ingst	Unt-G	3																																																																																																																																																																																																																																																																																															
		verapamil	1	1							1448	74 y M	warfarin	2	2	A/C	Ingst	Int-S	3			lisinopril	3	3	1449pa	75 y M	diltiazem	1	1	A	Ingst	Int-S	1			alprazolam	2	2			metoprolol	1	1					metoprolol	3842 ng/mL In Blood (unspecified) @ Unknown	flecainide	2	2	flecainide	2.29 mcg/mL In Blood (unspecified) @ Unknown			rivaroxaban	3	3							donepezil	4	4	donepezil	150 ng/mL In Blood (unspecified) @ Unknown	1450	75 y F	caffeine	5	5	A/C	Ingst	Unt-T	2			1451h	77 y F	metoprolol	1	1	A	Unk	Unk	3			clonidine	1	1	1452	78 y M	metoprolol	2	2	A	Ingst	Unt-T	2			nifedipine	3	3	1453	79 y F	cardiac glycoside	1	1	A/C	Ingst	Unt-T	3			warfarin	2	2			metoprolol (extended release)	1	1							amlodipine	2	2	1454h	79 y F	losartan	3	3	A/C	Ingst	Int-S	3			warfarin	4	4			furosemide	5	5							amlodipine	1	1	1455p	79 y M	metoprolol	2	2	A/C	Ingst	Int-S	2			alprazolam	1	1			sumatriptan	2	2							calcium antagonist	3	3	1456h	79 y F		1	1	U	Ingst	Unk	2			1457	79 y M		1	1	A	Ingst	AR-D	3			1458ph	80 y F	cardiac glycoside	1	1	C	Ingst	Unt-T	1	digoxin	1.6 ng/mL In Blood (unspecified) @ 3 d (pe)	cardiac glycoside	1	1	digoxin	1.9 ng/mL In Blood (unspecified) @ 2 d (pe)			cardiac glycoside	1	1					digoxin	2 ng/mL In Blood (unspecified) @ 5 h (pe)			cardiac glycoside	1	1					digoxin	3.1 ng/mL In Blood (unspecified) @ 18 h (pe)			cardiac glycoside	1	1					digoxin	4.1 ng/mL In Blood (unspecified) @ 0 h (pe)	1459	81 y F				A/C	Ingst	Int-U	2																						
1448	74 y M	warfarin	2	2	A/C	Ingst	Int-S	3																																																																																																																																																																																																																																																																																															
		lisinopril	3	3							1449pa	75 y M	diltiazem	1	1	A	Ingst	Int-S	1			alprazolam	2	2			metoprolol	1	1					metoprolol	3842 ng/mL In Blood (unspecified) @ Unknown	flecainide	2	2	flecainide	2.29 mcg/mL In Blood (unspecified) @ Unknown			rivaroxaban	3	3							donepezil	4	4	donepezil	150 ng/mL In Blood (unspecified) @ Unknown	1450	75 y F	caffeine	5	5	A/C	Ingst	Unt-T	2			1451h	77 y F	metoprolol	1	1	A	Unk	Unk	3			clonidine	1	1	1452	78 y M	metoprolol	2	2	A	Ingst	Unt-T	2			nifedipine	3	3	1453	79 y F	cardiac glycoside	1	1	A/C	Ingst	Unt-T	3			warfarin	2	2			metoprolol (extended release)	1	1							amlodipine	2	2	1454h	79 y F	losartan	3	3	A/C	Ingst	Int-S	3			warfarin	4	4			furosemide	5	5							amlodipine	1	1	1455p	79 y M	metoprolol	2	2	A/C	Ingst	Int-S	2			alprazolam	1	1			sumatriptan	2	2							calcium antagonist	3	3	1456h	79 y F		1	1	U	Ingst	Unk	2			1457	79 y M		1	1	A	Ingst	AR-D	3			1458ph	80 y F	cardiac glycoside	1	1	C	Ingst	Unt-T	1	digoxin	1.6 ng/mL In Blood (unspecified) @ 3 d (pe)	cardiac glycoside	1	1	digoxin	1.9 ng/mL In Blood (unspecified) @ 2 d (pe)			cardiac glycoside	1	1					digoxin	2 ng/mL In Blood (unspecified) @ 5 h (pe)			cardiac glycoside	1	1					digoxin	3.1 ng/mL In Blood (unspecified) @ 18 h (pe)			cardiac glycoside	1	1					digoxin	4.1 ng/mL In Blood (unspecified) @ 0 h (pe)	1459	81 y F				A/C	Ingst	Int-U	2																																				
1449pa	75 y M	diltiazem	1	1	A	Ingst	Int-S	1																																																																																																																																																																																																																																																																																															
		alprazolam	2	2									metoprolol	1	1					metoprolol	3842 ng/mL In Blood (unspecified) @ Unknown	flecainide	2	2	flecainide	2.29 mcg/mL In Blood (unspecified) @ Unknown			rivaroxaban	3	3							donepezil	4	4	donepezil	150 ng/mL In Blood (unspecified) @ Unknown	1450	75 y F	caffeine	5	5	A/C	Ingst	Unt-T	2			1451h	77 y F	metoprolol	1	1	A	Unk	Unk	3			clonidine	1	1	1452	78 y M	metoprolol	2	2	A	Ingst	Unt-T	2			nifedipine	3	3	1453	79 y F	cardiac glycoside	1	1	A/C	Ingst	Unt-T	3			warfarin	2	2			metoprolol (extended release)	1	1							amlodipine	2	2	1454h	79 y F	losartan	3	3	A/C	Ingst	Int-S	3			warfarin	4	4			furosemide	5	5							amlodipine	1	1	1455p	79 y M	metoprolol	2	2	A/C	Ingst	Int-S	2			alprazolam	1	1			sumatriptan	2	2							calcium antagonist	3	3	1456h	79 y F		1	1	U	Ingst	Unk	2			1457	79 y M		1	1	A	Ingst	AR-D	3			1458ph	80 y F	cardiac glycoside	1	1	C	Ingst	Unt-T	1	digoxin	1.6 ng/mL In Blood (unspecified) @ 3 d (pe)	cardiac glycoside	1	1	digoxin	1.9 ng/mL In Blood (unspecified) @ 2 d (pe)			cardiac glycoside	1	1					digoxin	2 ng/mL In Blood (unspecified) @ 5 h (pe)			cardiac glycoside	1	1					digoxin	3.1 ng/mL In Blood (unspecified) @ 18 h (pe)			cardiac glycoside	1	1					digoxin	4.1 ng/mL In Blood (unspecified) @ 0 h (pe)	1459	81 y F				A/C	Ingst	Int-U	2																																																		
		metoprolol	1	1					metoprolol	3842 ng/mL In Blood (unspecified) @ Unknown																																																																																																																																																																																																																																																																																													
		flecainide	2	2					flecainide	2.29 mcg/mL In Blood (unspecified) @ Unknown																																																																																																																																																																																																																																																																																													
		rivaroxaban	3	3																																																																																																																																																																																																																																																																																																			
		donepezil	4	4							donepezil	150 ng/mL In Blood (unspecified) @ Unknown																																																																																																																																																																																																																																																																																											
1450	75 y F	caffeine	5	5	A/C	Ingst	Unt-T	2																																																																																																																																																																																																																																																																																															
1451h	77 y F	metoprolol	1	1	A	Unk	Unk	3																																																																																																																																																																																																																																																																																															
		clonidine	1	1							1452	78 y M	metoprolol	2	2	A	Ingst	Unt-T	2			nifedipine	3	3	1453	79 y F	cardiac glycoside	1	1	A/C	Ingst	Unt-T	3			warfarin	2	2			metoprolol (extended release)	1	1							amlodipine	2	2	1454h	79 y F	losartan	3	3	A/C	Ingst	Int-S	3			warfarin	4	4			furosemide	5	5							amlodipine	1	1	1455p	79 y M	metoprolol	2	2	A/C	Ingst	Int-S	2			alprazolam	1	1			sumatriptan	2	2							calcium antagonist	3	3	1456h	79 y F		1	1	U	Ingst	Unk	2			1457	79 y M		1	1	A	Ingst	AR-D	3			1458ph	80 y F	cardiac glycoside	1	1	C	Ingst	Unt-T	1	digoxin	1.6 ng/mL In Blood (unspecified) @ 3 d (pe)	cardiac glycoside	1	1	digoxin	1.9 ng/mL In Blood (unspecified) @ 2 d (pe)			cardiac glycoside	1	1					digoxin	2 ng/mL In Blood (unspecified) @ 5 h (pe)			cardiac glycoside	1	1					digoxin	3.1 ng/mL In Blood (unspecified) @ 18 h (pe)			cardiac glycoside	1	1					digoxin	4.1 ng/mL In Blood (unspecified) @ 0 h (pe)	1459	81 y F				A/C	Ingst	Int-U	2																																																																																																											
1452	78 y M	metoprolol	2	2	A	Ingst	Unt-T	2																																																																																																																																																																																																																																																																																															
		nifedipine	3	3							1453	79 y F	cardiac glycoside	1	1	A/C	Ingst	Unt-T	3			warfarin	2	2			metoprolol (extended release)	1	1							amlodipine	2	2	1454h	79 y F	losartan	3	3	A/C	Ingst	Int-S	3			warfarin	4	4			furosemide	5	5							amlodipine	1	1	1455p	79 y M	metoprolol	2	2	A/C	Ingst	Int-S	2			alprazolam	1	1			sumatriptan	2	2							calcium antagonist	3	3	1456h	79 y F		1	1	U	Ingst	Unk	2			1457	79 y M		1	1	A	Ingst	AR-D	3			1458ph	80 y F	cardiac glycoside	1	1	C	Ingst	Unt-T	1	digoxin	1.6 ng/mL In Blood (unspecified) @ 3 d (pe)	cardiac glycoside	1	1	digoxin	1.9 ng/mL In Blood (unspecified) @ 2 d (pe)			cardiac glycoside	1	1					digoxin	2 ng/mL In Blood (unspecified) @ 5 h (pe)			cardiac glycoside	1	1					digoxin	3.1 ng/mL In Blood (unspecified) @ 18 h (pe)			cardiac glycoside	1	1					digoxin	4.1 ng/mL In Blood (unspecified) @ 0 h (pe)	1459	81 y F				A/C	Ingst	Int-U	2																																																																																																																									
1453	79 y F	cardiac glycoside	1	1	A/C	Ingst	Unt-T	3																																																																																																																																																																																																																																																																																															
		warfarin	2	2									metoprolol (extended release)	1	1							amlodipine	2	2	1454h	79 y F	losartan	3	3	A/C	Ingst	Int-S	3			warfarin	4	4			furosemide	5	5							amlodipine	1	1	1455p	79 y M	metoprolol	2	2	A/C	Ingst	Int-S	2			alprazolam	1	1			sumatriptan	2	2							calcium antagonist	3	3	1456h	79 y F		1	1	U	Ingst	Unk	2			1457	79 y M		1	1	A	Ingst	AR-D	3			1458ph	80 y F	cardiac glycoside	1	1	C	Ingst	Unt-T	1	digoxin	1.6 ng/mL In Blood (unspecified) @ 3 d (pe)	cardiac glycoside	1	1	digoxin	1.9 ng/mL In Blood (unspecified) @ 2 d (pe)			cardiac glycoside	1	1					digoxin	2 ng/mL In Blood (unspecified) @ 5 h (pe)			cardiac glycoside	1	1					digoxin	3.1 ng/mL In Blood (unspecified) @ 18 h (pe)			cardiac glycoside	1	1					digoxin	4.1 ng/mL In Blood (unspecified) @ 0 h (pe)	1459	81 y F				A/C	Ingst	Int-U	2																																																																																																																																							
		metoprolol (extended release)	1	1																																																																																																																																																																																																																																																																																																			
		amlodipine	2	2							1454h	79 y F	losartan	3	3	A/C	Ingst	Int-S	3			warfarin	4	4			furosemide	5	5							amlodipine	1	1	1455p	79 y M	metoprolol	2	2	A/C	Ingst	Int-S	2			alprazolam	1	1			sumatriptan	2	2							calcium antagonist	3	3	1456h	79 y F		1	1	U	Ingst	Unk	2			1457	79 y M		1	1	A	Ingst	AR-D	3			1458ph	80 y F	cardiac glycoside	1	1	C	Ingst	Unt-T	1	digoxin	1.6 ng/mL In Blood (unspecified) @ 3 d (pe)	cardiac glycoside	1	1	digoxin	1.9 ng/mL In Blood (unspecified) @ 2 d (pe)			cardiac glycoside	1	1					digoxin	2 ng/mL In Blood (unspecified) @ 5 h (pe)			cardiac glycoside	1	1					digoxin	3.1 ng/mL In Blood (unspecified) @ 18 h (pe)			cardiac glycoside	1	1					digoxin	4.1 ng/mL In Blood (unspecified) @ 0 h (pe)	1459	81 y F				A/C	Ingst	Int-U	2																																																																																																																																																					
1454h	79 y F	losartan	3	3	A/C	Ingst	Int-S	3																																																																																																																																																																																																																																																																																															
		warfarin	4	4									furosemide	5	5							amlodipine	1	1	1455p	79 y M	metoprolol	2	2	A/C	Ingst	Int-S	2			alprazolam	1	1			sumatriptan	2	2							calcium antagonist	3	3	1456h	79 y F		1	1	U	Ingst	Unk	2			1457	79 y M		1	1	A	Ingst	AR-D	3			1458ph	80 y F	cardiac glycoside	1	1	C	Ingst	Unt-T	1	digoxin	1.6 ng/mL In Blood (unspecified) @ 3 d (pe)	cardiac glycoside	1	1	digoxin	1.9 ng/mL In Blood (unspecified) @ 2 d (pe)			cardiac glycoside	1	1					digoxin	2 ng/mL In Blood (unspecified) @ 5 h (pe)			cardiac glycoside	1	1					digoxin	3.1 ng/mL In Blood (unspecified) @ 18 h (pe)			cardiac glycoside	1	1					digoxin	4.1 ng/mL In Blood (unspecified) @ 0 h (pe)	1459	81 y F				A/C	Ingst	Int-U	2																																																																																																																																																																			
		furosemide	5	5																																																																																																																																																																																																																																																																																																			
		amlodipine	1	1							1455p	79 y M	metoprolol	2	2	A/C	Ingst	Int-S	2			alprazolam	1	1			sumatriptan	2	2							calcium antagonist	3	3	1456h	79 y F		1	1	U	Ingst	Unk	2			1457	79 y M		1	1	A	Ingst	AR-D	3			1458ph	80 y F	cardiac glycoside	1	1	C	Ingst	Unt-T	1	digoxin	1.6 ng/mL In Blood (unspecified) @ 3 d (pe)	cardiac glycoside	1	1	digoxin	1.9 ng/mL In Blood (unspecified) @ 2 d (pe)			cardiac glycoside	1	1					digoxin	2 ng/mL In Blood (unspecified) @ 5 h (pe)			cardiac glycoside	1	1					digoxin	3.1 ng/mL In Blood (unspecified) @ 18 h (pe)			cardiac glycoside	1	1					digoxin	4.1 ng/mL In Blood (unspecified) @ 0 h (pe)	1459	81 y F				A/C	Ingst	Int-U	2																																																																																																																																																																																	
1455p	79 y M	metoprolol	2	2	A/C	Ingst	Int-S	2																																																																																																																																																																																																																																																																																															
		alprazolam	1	1									sumatriptan	2	2							calcium antagonist	3	3	1456h	79 y F		1	1	U	Ingst	Unk	2			1457	79 y M		1	1	A	Ingst	AR-D	3			1458ph	80 y F	cardiac glycoside	1	1	C	Ingst	Unt-T	1	digoxin	1.6 ng/mL In Blood (unspecified) @ 3 d (pe)	cardiac glycoside	1	1	digoxin	1.9 ng/mL In Blood (unspecified) @ 2 d (pe)			cardiac glycoside	1	1					digoxin	2 ng/mL In Blood (unspecified) @ 5 h (pe)			cardiac glycoside	1	1					digoxin	3.1 ng/mL In Blood (unspecified) @ 18 h (pe)			cardiac glycoside	1	1					digoxin	4.1 ng/mL In Blood (unspecified) @ 0 h (pe)	1459	81 y F				A/C	Ingst	Int-U	2																																																																																																																																																																																															
		sumatriptan	2	2																																																																																																																																																																																																																																																																																																			
		calcium antagonist	3	3							1456h	79 y F		1	1	U	Ingst	Unk	2			1457	79 y M		1	1	A	Ingst	AR-D	3			1458ph	80 y F	cardiac glycoside	1	1	C	Ingst	Unt-T	1	digoxin	1.6 ng/mL In Blood (unspecified) @ 3 d (pe)	cardiac glycoside	1	1	digoxin	1.9 ng/mL In Blood (unspecified) @ 2 d (pe)			cardiac glycoside	1	1					digoxin	2 ng/mL In Blood (unspecified) @ 5 h (pe)			cardiac glycoside	1	1					digoxin	3.1 ng/mL In Blood (unspecified) @ 18 h (pe)			cardiac glycoside	1	1					digoxin	4.1 ng/mL In Blood (unspecified) @ 0 h (pe)	1459	81 y F				A/C	Ingst	Int-U	2																																																																																																																																																																																																													
1456h	79 y F		1	1	U	Ingst	Unk	2																																																																																																																																																																																																																																																																																															
1457	79 y M		1	1	A	Ingst	AR-D	3																																																																																																																																																																																																																																																																																															
1458ph	80 y F	cardiac glycoside	1	1	C	Ingst	Unt-T	1	digoxin	1.6 ng/mL In Blood (unspecified) @ 3 d (pe)																																																																																																																																																																																																																																																																																													
		cardiac glycoside	1	1					digoxin	1.9 ng/mL In Blood (unspecified) @ 2 d (pe)																																																																																																																																																																																																																																																																																													
		cardiac glycoside	1	1					digoxin	2 ng/mL In Blood (unspecified) @ 5 h (pe)																																																																																																																																																																																																																																																																																													
		cardiac glycoside	1	1					digoxin	3.1 ng/mL In Blood (unspecified) @ 18 h (pe)																																																																																																																																																																																																																																																																																													
		cardiac glycoside	1	1					digoxin	4.1 ng/mL In Blood (unspecified) @ 0 h (pe)																																																																																																																																																																																																																																																																																													
1459	81 y F				A/C	Ingst	Int-U	2																																																																																																																																																																																																																																																																																															

(Continued)

**Table 21.** Listing of Fatal Nonpharmaceutical and Pharmaceutical Exposures.

Annual Report ID	Age	Substances	Substance Rank	Cause Rank	Chronicity	Route	Reason	RCF	Analyte	Blood Concentration @ Time
1460i	82 y M	diltiazem	1	1	C	Ingst+ Par	AR-D	3	digoxin	3.19 ng/mL In Blood (unspecified) @ Unknown
		cyclobenzaprine	2	2						
		angiotensin receptor blocker	3	3						
		diazepam	4	4						
1461	82 y M	cardiac glycoside	1	1	A/C	Ingst	Unt-U	3		
		metoprolol	1	1						
		cyclobenzaprine drug, unknown	2	2						
1462ha	83 y M	sotalol	1	1	A	Ingst	Int-S	1		
			3	3						
1463h	83 y M	cardiac glycoside	1	1	A	Ingst	AR-D	3	digoxin	3.5 ng/mL In Plasma @ Unknown
			1	1						
1464	83 y F	beta blocker	1	1	A	Ingst	Int-S	2		
		acetaminophen/hydrocodone	2	2						
1465	84 y F	cardiac glycoside	1	1	C	Ingst+ Par	AR-D	3	digoxin	6.7 ng/mL In Blood (unspecified) @ Unknown
			1	1						
1466	85 y F	atenolol	1	1	C	Ingst	AR-D	3		
		lisinopril	2	2						
		amlodipine	3	3						
		diltiazem (extended release)	4	4						
		sertraline	5	5						
		nitroglycerin	6	6						
		furosemide	7	7						
		warfarin	8	8						
		zolpidem	9	9						
		atorvastatin	10	10						
		donepezil	11	11						
1467	85 y F	cardiac glycoside	1	1	U	Ingst	Unk	3	digoxin	3.3 ng/mL In Blood (unspecified) @ Unknown
			1	1						
1468h	85 y F	amlodipine	1	1	A	Ingst	Int-S	1		
1469	86 y M	cardiac glycoside	1	1	A/C	Ingst	AR-D	3	digoxin	2.8 ng/mL In Serum @ Unknown
			1	1						
1470h	86 y M	diltiazem	1	1	A/C	Ingst	Unt-T	1		
		diltiazem (extended release)	2	2						
		bupropion (extended release)	3	3						
1471	86 y F	cardiac glycoside	1	1	C	Ingst	AR-D	2	digoxin	2.8 ng/mL In Serum @ Unknown
		metoprolol	2	2						
		warfarin	3	3						
		ibuprofen	4	4						
1472	86 y F	digoxin	1	1	C	Ingst	Unt-T	3	digoxin	4.9 ng/mL In Blood (unspecified) @ Unknown
1473ph	86 y M				U	Ingst	Unk	2		
1474a	87 y F	cardiac glycoside	1	1	A/C	Ingst	Int-S	2	digoxin	53 ng/mL In Blood (unspecified) @ 2 m (pe)
		carvedilol	2	2						
		diltiazem	3	3						
								diltiazem	1700 ng/mL In Blood (unspecified) @ 2 m (pe)	

(Continued)

**Table 21.** Listing of Fatal Nonpharmaceutical and Pharmaceutical Exposures.

Annual Report ID	Age	Substances	Substance Rank	Cause Rank	Chronicity	Route	Reason	RCF	Analyte	Blood Concentration @ Time
1475h	87 y F	warfarin	4	4						
		carvedilol	1	1	C	Ingst+ Par	AR-D	3		
		labetalol	2	2						
1476	88 y M	amlodipine	1	1	A/C	Ingst	Int-S	2		
		atenolol	2	2						
1477	88 y F	digoxin	1	1	A/C	Ingst	AR-D	1	digoxin	5 ng/mL In Blood (unspecified) @ Unknown
		warfarin	2	2						
		thrombin inhibitor	3	3						
1478	89 y M	diltiazem	1	1	A/C	Ingst	Int-S	3		
		tamulosin	2	2						
		clonazepam	3	3						
1479	89 y F	cardiac glycoside	1	1	A/C	Ingst	AR-F	3		
1480a	90 y F	diltiazem	1	1	A/C	Ingst	Int-S	1	diltiazem	6200 ng/mL In Blood (unspecified) @ Unknown
1481	91 y F				A	Ingst	Unt-T	2		
		nifedipine	1	1						
		beta blocker	2	2						
1482	92 y M	cardiac glycoside	1	1	C	Ingst	Int-U	3	digoxin	2.18 ng/mL In Serum @ Unknown
		warfarin	2	2						
1483pha	50 + y M	metoprolol	1	1	A/C	Ingst	Int-S	1	metoprolol	62000 mcg/mL In Whole Blood @ Autopsy
		ethanol	2	2					ethanol	201 mg/dL In Whole Blood @ Autopsy
		carbamazepine	3	3					carbamazepine	2.8 mcg/mL In Whole Blood @ Autopsy
		sertraline	4	4					norsertaline	30 ng/mL In Whole Blood @ Autopsy
1484	60 + y F				A/C	Ingst	Int-S	2		
		calcium antagonist	1	1						
		atenolol	2	2						
		nitroglycerin	3	3						
		salicylate	4	4						
		disc battery, lithium drug, unknown	5	5						
			6	6						
1485pi	Unknown adult (>= 20 yrs) M				A	Ingst	Unt-O	2		
		verapamil	1	1						

See Also case 48, 84, 87, 102, 111, 190, 244, 311, 321, 343, 446, 486, 544, 568, 632, 661, 679, 687, 723, 736, 748, 749, 765, 774, 789, 808, 836, 903, 908, 923, 967, 979, 993, 1047, 1112, 1118, 1121, 1128, 1134, 1135, 1139, 1159, 1172, 1191, 1199, 1200, 1203, 1208, 1214, 1228, 1233, 1235, 1267, 1273, 1295, 1500, 1528, 1534, 1540, 1581, 1606, 1607, 1618, 1641, 1642, 1647, 1648, 1650, 1652, 1653, 1744, 1752, 1758, 1811, 1846, 1876, 1989, 2002, 2004, 2025, 2033, 2049, 2053, 2059, 2076, 2102, 2108

**Cold and Cough Preparations**

1486ph	15 y F	chlorpheniramine/ dextromethorphan methadone	1	1	A	Ingst+ Unk	Int-A	2		
1487pha	18 y F	codeine/promethazine	1	1	A	Ingst	Int-A	1	morphine (free)	240 ng/mL In Serum @ 10 h (pe)
1488ai	18 y F	dextromethorphan	1	1	A	Ingst	Int-A	2		
1489a	18 y M	acetaminophen/ dextromethorphan/ doxalamine diphenhydramine ethanol (non- beverage)	1	1	A	Ingst	Int-S	3	acetaminophen	12 mcg/mL In Blood (unspecified) @ Unknown
1490ai	25 y M				A	Ingst	Int-U	2		

(Continued)



**Table 21.** Listing of Fatal Nonpharmaceutical and Pharmaceutical Exposures.

Annual Report ID	Age	Substances	Substance Rank	Cause Rank	Chronicity	Route	Reason	RCF	Analyte	Blood Concentration @ Time																																																																																																																																																																																																																																																																																	
1491	31 y M	dextromethorphan	1	1	A	Ingst	Int-A	2																																																																																																																																																																																																																																																																																			
		chlorpheniramine	2	2							1492ha	35 y M	cough and cold preparation	1	1	C	Ingst	Unt-T	2			amphetamine (hallucinogenic)	2	2	acetaminophen/decongestant/salicylate/	1	1	diphenhydramine	0.393 mg/L In Blood (unspecified) @ Unknown	1493ai	41 y M	acetaminophen/decongestant/salicylate/	1	1	U	Ingst	Int-A	2			acetaminophen/decongestant/salicylate/	1	1	salicylate	11 mg/dL In Blood (unspecified) @ Unknown	acetaminophen/decongestant/salicylate/	1	1	acetaminophen	38 mcg/mL In Blood (unspecified) @ Unknown	1494ai	42 y F	doxylamine	1	1	A	Ingst+ Unk	Int-A	2			1495ai	44 y M	dextromethorphan	1	1	A	Ingst	Int-A	2			diphenhydramine	2	2	doxepin	3	3	doxylamine	4	4	quetiapine	5	5	citalopram	6	6	fentanyl	7	7	bupirone	8	8	acetaminophen	9	9	isopropanol	10	10	1496p	45 y F	dextromethorphan	1	1	A	Ingst	AR-D	1			diphenhydramine	2	2	1497h	47 y M	cough and cold preparation	1	1	A/C	Ingst	Int-U	3			acetaminophen/dextromethorphan/doxylamine	1	1	acetaminophen	3.5 mcg/mL In Blood (unspecified) @ Unknown	1498	68 y M	ethanol	2	2	A	Ingst	Int-S	1			ethanol	3	3	benzonatate	1	1	salicylate	40.7 mg/dL In Blood (unspecified) @ Unknown	folic acid	2	2	1499	82 y M	salicylate	3	3	A/C	Ingst	Unt-T	3			salicylate	3	3	salicylate	48.2 mg/dL In Blood (unspecified) @ Unknown	furosemide	4	4			codeine/promethazine	1	1							See Also case 8, 9, 38, 43, 71, 81, 95, 163, 282, 347, 357, 358, 412, 423, 426, 437, 467, 473, 520, 546, 551, 561, 565, 571, 582, 590, 625, 689, 702, 706, 759, 801, 862, 865, 1031, 1163, 1170, 1172, 1194, 1195, 1204, 1229, 1235, 1252, 1263, 1297, 1308, 1403, 1565, 1622, 1656, 1697, 1721, 1757, 1797, 1798, 1801, 1807, 1832, 1875, 1885, 1895, 1913, 1914, 1917, 1923, 1927, 1943, 1945, 1966, 1972, 1990, 2015, 2041, 2051, 2052											<b>Diuretics</b>											1500h	51 y F	thiazide	1	1	A	Ingst	Int-S	2					anticonvulsant, unknown	2	2									acetaminophen/diphenhydramine	3	3									calcium antagonist	4	4							See Also case 625, 832, 1112, 1264, 1355, 1380, 1398, 1412, 1453, 1466, 1498, 1556, 1648											<b>Electrolytes and Minerals</b>											[1501h]	33 y M	sodium bicarbonate	1	1	A	Ingst	Int-A	1			1502	77 y F	sodium bicarbonate
1492ha	35 y M	cough and cold preparation	1	1	C	Ingst	Unt-T	2																																																																																																																																																																																																																																																																																			
		amphetamine (hallucinogenic)	2	2																																																																																																																																																																																																																																																																																							
		acetaminophen/decongestant/salicylate/	1	1							diphenhydramine	0.393 mg/L In Blood (unspecified) @ Unknown																																																																																																																																																																																																																																																																															
1493ai	41 y M	acetaminophen/decongestant/salicylate/	1	1	U	Ingst	Int-A	2																																																																																																																																																																																																																																																																																			
		acetaminophen/decongestant/salicylate/	1	1							salicylate	11 mg/dL In Blood (unspecified) @ Unknown																																																																																																																																																																																																																																																																															
		acetaminophen/decongestant/salicylate/	1	1							acetaminophen	38 mcg/mL In Blood (unspecified) @ Unknown																																																																																																																																																																																																																																																																															
1494ai	42 y F	doxylamine	1	1	A	Ingst+ Unk	Int-A	2																																																																																																																																																																																																																																																																																			
1495ai	44 y M	dextromethorphan	1	1	A	Ingst	Int-A	2																																																																																																																																																																																																																																																																																			
		diphenhydramine	2	2																																																																																																																																																																																																																																																																																							
		doxepin	3	3																																																																																																																																																																																																																																																																																							
		doxylamine	4	4																																																																																																																																																																																																																																																																																							
		quetiapine	5	5																																																																																																																																																																																																																																																																																							
		citalopram	6	6																																																																																																																																																																																																																																																																																							
		fentanyl	7	7																																																																																																																																																																																																																																																																																							
		bupirone	8	8																																																																																																																																																																																																																																																																																							
		acetaminophen	9	9																																																																																																																																																																																																																																																																																							
		isopropanol	10	10																																																																																																																																																																																																																																																																																							
1496p	45 y F	dextromethorphan	1	1	A	Ingst	AR-D	1																																																																																																																																																																																																																																																																																			
		diphenhydramine	2	2																																																																																																																																																																																																																																																																																							
1497h	47 y M	cough and cold preparation	1	1	A/C	Ingst	Int-U	3																																																																																																																																																																																																																																																																																			
		acetaminophen/dextromethorphan/doxylamine	1	1							acetaminophen	3.5 mcg/mL In Blood (unspecified) @ Unknown																																																																																																																																																																																																																																																																															
1498	68 y M	ethanol	2	2	A	Ingst	Int-S	1																																																																																																																																																																																																																																																																																			
		ethanol	3	3																																																																																																																																																																																																																																																																																							
		benzonatate	1	1							salicylate	40.7 mg/dL In Blood (unspecified) @ Unknown																																																																																																																																																																																																																																																																															
folic acid	2	2																																																																																																																																																																																																																																																																																									
1499	82 y M	salicylate	3	3	A/C	Ingst	Unt-T	3																																																																																																																																																																																																																																																																																			
		salicylate	3	3							salicylate	48.2 mg/dL In Blood (unspecified) @ Unknown																																																																																																																																																																																																																																																																															
		furosemide	4	4																																																																																																																																																																																																																																																																																							
		codeine/promethazine	1	1																																																																																																																																																																																																																																																																																							
See Also case 8, 9, 38, 43, 71, 81, 95, 163, 282, 347, 357, 358, 412, 423, 426, 437, 467, 473, 520, 546, 551, 561, 565, 571, 582, 590, 625, 689, 702, 706, 759, 801, 862, 865, 1031, 1163, 1170, 1172, 1194, 1195, 1204, 1229, 1235, 1252, 1263, 1297, 1308, 1403, 1565, 1622, 1656, 1697, 1721, 1757, 1797, 1798, 1801, 1807, 1832, 1875, 1885, 1895, 1913, 1914, 1917, 1923, 1927, 1943, 1945, 1966, 1972, 1990, 2015, 2041, 2051, 2052																																																																																																																																																																																																																																																																																											
<b>Diuretics</b>																																																																																																																																																																																																																																																																																											
1500h	51 y F	thiazide	1	1	A	Ingst	Int-S	2																																																																																																																																																																																																																																																																																			
		anticonvulsant, unknown	2	2																																																																																																																																																																																																																																																																																							
		acetaminophen/diphenhydramine	3	3																																																																																																																																																																																																																																																																																							
		calcium antagonist	4	4																																																																																																																																																																																																																																																																																							
See Also case 625, 832, 1112, 1264, 1355, 1380, 1398, 1412, 1453, 1466, 1498, 1556, 1648																																																																																																																																																																																																																																																																																											
<b>Electrolytes and Minerals</b>																																																																																																																																																																																																																																																																																											
[1501h]	33 y M	sodium bicarbonate	1	1	A	Ingst	Int-A	1																																																																																																																																																																																																																																																																																			
1502	77 y F	sodium bicarbonate	1	1	A	Ingst	Unt-G	2																																																																																																																																																																																																																																																																																			

(Continued)

**Table 21.** Listing of Fatal Nonpharmaceutical and Pharmaceutical Exposures.

Annual Report ID	Age	Substances	Substance Rank	Cause Rank	Chronicity	Route	Reason	RCF	Analyte	Blood Concentration @ Time
<b>Eye/Ear/Nose/Throat Preparations</b>										
1503	Unknown age U	naphazoline/ pheniramine ethanol	1 2	1 2	A	Ingst	Oth-M	2		
<b>Gastrointestinal Preparations</b>										
1504p	19 y M	glycopyrrolate fluoxetine methyphenidate diphenhydramine	1 2 3 4	1 2 3 4	A/C	Ingst	AR-D	3		
1505ha	29 y M	loperamide	1	1	A	Ingst	Int-U	2		
1506ha	37 y F	loperamide escitalopram meloxicam	1 2 3	1 2 3	A	Ingst	Int-S	2		
See Also case 484, 711, 784, 798, 817, 875, 923, 1031, 1112, 1180, 1189, 1295, 1351, 1354, 1369, 1382, 1424, 1437, 1440, 1531, 1568, 1596, 1600, 1621										
<b>Hormones and Hormone Antagonists</b>										
1507	19 y M	metformin	1	1	A	Ingst	Int-S	1		
1508pa	19 y F	metformin	1	1	A	Ingst	Int-S	1	metformin	57 mcg/mL In Blood (unspecified) @ Autopsy
1509h	27 y M	metformin	1	1	A	Ingst	Int-S	2		
1510h	36 y F	metformin acetaminophen/ butalbital/caffeine topiramate venlafaxine clonazepam	1 2 3 4 5	1 2 3 4 5	A/C	Ingst	Int-S	3		
1511h	37 y F	insulin	1	1	A/C	Par	Int-S	1		
1512a	38 y F	metformin doxepin doxepin	1 2 2	1 2 2	A	Ingst	Int-S	1	metformin nordoxepin doxepin	210 mcg/mL In Blood (unspecified) @ Autopsy 0.22 mg/L In Blood (unspecified) @ Autopsy 2 mg/L In Blood (unspecified) @ Autopsy
1513a	43 y M	metformin ethanol	1 2	1 2	U	Ingst	Int-U	2	ethanol	68 mg/dL In Blood (unspecified) @ Unknown
1514	43 y M	insulin salicylate doxylamine	1 2 3	1 2 3	A	Ingst	Int-S	2	salicylate	56 mg/dL In Blood (unspecified) @ 7 h (pe)
1515h	46 y M	metformin	1	1	A/C	Ingst	Int-S	1		
1516h	46 y M	insulin insulin amphetamine/ dextroamphetamine	1 2 3	1 2 3	A/C	Derm	Int-S	1		
1517h	48 y M	methimazole acetaminophen	1 2	1 2	C	Ingst	AR-D	2		
1518h	48 y F	propylthiouracil	1	1	C	Ingst	AR-D	1		
1519h	50 y M	metformin	1	1	A/C	Ingst	Int-S	2		

(Continued)

**Table 21.** Listing of Fatal Nonpharmaceutical and Pharmaceutical Exposures.

Annual Report ID	Age	Substances	Substance Rank	Cause Rank	Chronicity	Route	Reason	RCF	Analyte	Blood Concentration @ Time
1520a	50 y F	lorazepam	2	2	C	Ingst	Int-M	2		
		fluoxetine	3	3						
		zolpidem	4	4						
1521	51 y M	metformin	1	1	A/C	Par	Unk	2		
		ethanol	2	2						
1522ha	52 y M	insulin	1	1	A/C	Par	Int-S	1		
1523	52 y M	insulin	1	1	A/C	Unk	Int-S	1		
		insulin	1	1						
1524i	53 y M	glipizide	2	2	A	Ingst	Int-S	2		
		glyburide	1	1						
1525ha	54 y F	metformin	2	2	A	Ingst	Int-S	1		
1526pha	58 y M	metformin	1	1	A	Ingst	Int-S	2		
		metformin	1	1						
1527ha	59 y F	glibenclamide	2	2	A/C	Ingst	Int-S	1		
		metformin	1	1						
		metformin	1	1						
		quetiapine	2	2						
		quetiapine	2	2						
		trazodone	3	3						
		trazodone	3	3						
1528	61 y F	sitagliptin	4	4	A/C	Ingst	Int-S	1		
1529p	63 y M	metformin	1	1	A	Par	Int-S	2		
		glibenclamide	2	2						
		lisinopril	3	3						
		venlafaxine	4	4						
		levothyroxine	5	5						
		famotidine	6	6						
		atorvastatin	7	7						
1530	63 y M	insulin	1	1	A	Ingst	Int-S	2		
		insulin	2	2						
1531	66 y F	metformin	1	1	A	Ingst	Int-S	2		
		temazepam	2	2						
1532	66 y M	metformin	1	1	C	Ingst	AR-D	2		
		acetaminophen/ oxycodone	2	2						
		lorazepam	3	3						
		tramadol	4	4						
		gabapentin	5	5						
		bupropion	6	6						
		diphenhydramine	7	7						
		ibuprofen	8	8						
		oxybutynin	9	9						
		thyroid preparation	10	10						
		estrogens, conjugated	11	11						
1533h	69 y M	metformin	1	1	A	Ingst	Int-S	1		
		glyburide	1	1						
		metformin	2	2						

(Continued)

**Table 21.** Listing of Fatal Nonpharmaceutical and Pharmaceutical Exposures.

Annual Report ID	Age	Substances	Substance Rank	Cause Rank	Chronicity	Route	Reason	RCF	Analyte	Blood Concentration @ Time
1534	70 y M	metformin	1	1	A/C	Ingst	Int-S	2		
		glipizide	2	2						
		angiotensin converting enzyme inhibitor	3	3						
		simvastatin	4	4						
1535	80 y F	metformin/sitagliptin	1	1	A	Ingst	AR-D	2		
1536	84 y F	metformin	1	1	A/C	Ingst	Int-S	2		
See Also case 84, 121, 142, 521, 568, 648, 661, 765, 768, 774, 944, 1180, 1200, 1262, 1267, 1273, 1311, 1327, 1346, 1354, 1355, 1361, 1394, 1414, 1424, 1599, 1618										
<b>Miscellaneous Drugs</b>										
1537ai	42 y F				A	Ingst+ Par	Int-S	2		
		curare and related	1	1						
		tramadol	2	2						
		midazolam	3	3						
1538p	50 y M	peginasetide	1	1	A	Par	AR-D	1		
1539pha	54 y M	varenicline	1	1	A/C	Ingst	Int-S	3		
		acetaminophen	2	2					acetaminophen	40 mcg/mL In Blood (unspecified) @ Unknown
		ethanol	3	3					ethanol	236 mg/dL In Blood (unspecified) @ Unknown
		hydrocodone	4	4					hydrocodone	0.047 mg/L In Urine (quantitative only) @ Unknown
		hydrocodone	4	4					hydrocodone	0.196 mg/L In Blood (unspecified) @ Unknown
1540p	56 y F	ropinirole	1	1	A	Ingst	Int-S	1		
		acetaminophen/hydrocodone	2	2						
		clonidine	3	3						
		diazepam	4	4						
		amlodipine	5	5						
1541ai	81 y F	memantine	1	1	U	Ingst	Int-A	2		
		chlordiazepoxide	2	2						
		diazepam	3	3						
1542	7 d M	lipid emulsion	1	1	A	Par	Unt-T	3		
See Also case 84, 244, 508, 774, 798, 1031, 1129, 1190, 1197, 1256, 1283, 1354, 1437, 1449, 1455, 1466, 1582, 1618										
<b>Muscle Relaxants</b>										
1543ph	22 y M	baclofen	1	1	A	Ingst+ Aspir	Int-S	2		
1544ai	27 y M	skeletal muscle relaxant	1	1	U	Ingst	Int-A	2		
		acetaminophen/hydrocodone	2	2						
		hydromorphone	3	3						
		temazepam	4	4						
1545	31 y M	cyclobenzaprine	1	1	A	Ingst	Int-S	2		
		diazepam	2	2						
[1546pha]	41 y F	carisoprodol	1	1	U	Ingst	Int-S	1	carisoprodol	19 mg/L In Blood (unspecified) @ 12 h (pe)
		carisoprodol	1	1					meprobamate	35 mg/L In Blood (unspecified) @ 12 h (pe)
		carisoprodol	1	1					meprobamate	43 mg/L In Blood (unspecified) @ 12 h (pe)
		carisoprodol	1	1					meprobamate	46 mg/kg In Serum @ 12 h (pe)
		carisoprodol	1	1					carisoprodol	6.7 mg/L In Blood (unspecified) @ 12 h (pe)

(Continued)

Clinical Toxicology Downloaded from informahealthcare.com by 71.16.53.66 on 01/06/15 For personal use only.

**Table 21.** Listing of Fatal Nonpharmaceutical and Pharmaceutical Exposures.

Annual Report ID	Age	Substances	Substance Rank	Cause Rank	Chronicity	Route	Reason	RCF	Analyte	Blood Concentration @ Time		
1547a	41 y F	meloxicam	2	2	U	Ingst	Int-S	1				
		cyclobenzaprine	1	1							cyclobenzaprine	590 ng/mL In Blood (unspecified) @ Autopsy
		oxycodone	2	2							oxycodone (free)	680 ng/mL In Blood (unspecified) @ Autopsy
		morphine (extended release)	3	3							morphine (free)	230 ng/mL In Blood (unspecified) @ Autopsy
		doxylamine	4	4							doxylamine	130 ng/mL In Blood (unspecified) @ Autopsy
1548ai	44 y M	cyclobenzaprine	1	1	U	Ingst	Int-A	2				
		ethanol	2	2								
		tramadol	3	3								
1549p	44 y F	carisoprodol	1	1	U	Ingst	Unk	3				
		acetaminophen	2	2								
		ethanol	3	3								
1550	52 y F	tizanidine	1	1	A/C	Ingst	Int-S	2				
		clonazepam	2	2								
		acetaminophen/hydrocodone	3	3					acetaminophen	29 mcg/mL In Serum @ Unknown		
1551ai	53 y F	skeletal muscle relaxant	1	1	U	Ingst	Int-A	2				
		diphenhydramine	2	2								
		zolpidem	3	3								
1552h	53 y M	cyclobenzaprine	1	1	A	Ingst	Int-U	2				
		diazepam	2	2								
1553	54 y F	cyclobenzaprine	1	1	A	Ingst	Int-S	2				
		methadone	2	2								
		lorazepam	3	3								
1554ai	55 y F	cyclobenzaprine	1	1	U	Ingst	Int-A	2				
		ethanol	2	2								
1555ai	55 y F	skeletal muscle relaxant	1	1	U	Ingst	Int-A	2				
		acetaminophen/hydrocodone	2	2								
1556	55 y M	cyclobenzaprine	1	1	A/C	Ingst	Int-S	2				
		hydrochlorothiazide	2	2								
1557a	57 y F	cyclobenzaprine	1	1	A	Ingst	Int-S	3				
1558h	59 y F	cyclobenzaprine	1	1	A	Ingst	Int-S	3				
1559p	60 y M	cyclobenzaprine	1	1	A	Ingst	Int-S	2				
		skeletal muscle relaxant	1	1								
		lorazepam	2	2								
1560	62 y F	baclofen	1	1	A/C	Ingst	Int-S	2				
1561	64 y M	baclofen	1	1	A	Ingst	Int-S	3				
1562	65 y M	baclofen	1	1	A/C	Ingst	Unk	2				
		cyclobenzaprine	1	1								
		hydroxyzine	2	2								
		clonazepam	3	3								
1563	75 y F	carisoprodol	1	1	A	Ingst	Int-S	2				
		acetaminophen/hydrocodone	2	2					acetaminophen	106 mg/dL In Blood (unspecified) @ Unknown		
		acetaminophen/hydrocodone	2	2					acetaminophen	69 mg/dL In Blood (unspecified) @ Unknown		

(Continued)

**Table 21.** Listing of Fatal Nonpharmaceutical and Pharmaceutical Exposures.

Annual Report ID	Age	Substances	Substance Rank	Cause Rank	Chronicity	Route	Reason	RCF	Analyte	Blood Concentration @ Time
1564p	Unknown adult (>=20 yrs) F	salicylate	3	3	A	Ingst	Int-S	2		
See also case 14, 43, 100, 419, 425, 426, 433, 434, 446, 452, 479, 496, 510, 541, 544, 546, 548, 551, 557, 568, 576, 579, 602, 606, 618, 620, 625, 628, 635, 640, 648, 663, 669, 670, 674, 675, 685, 692, 693, 711, 726, 728, 740, 748, 765, 767, 792, 802, 826, 827, 841, 850, 855, 857, 863, 876, 877, 879, 880, 884, 889, 909, 912, 921, 923, 924, 930, 933, 979, 983, 991, 1015, 1025, 1141, 1151, 1178, 1189, 1194, 1277, 1281, 1366, 1459, 1461, 1617, 1635, 1847, 1864, 1916, 1924, 1967, 1991, 2002, 2059										
<b>Sedative/Hypnotics/Antipsychotics</b>										
1565ha	17 y U				A/C	Ingst	Int-S	2		
		quetiapine	1	1					quetiapine	6970 ng/mL In Whole Blood @ Autopsy
		dextromethorphan	2	2					dextromethorphan	2225 ng/mL In Whole Blood @ Autopsy
		diphenhydramine	3	3					diphenhydramine	421 ng/mL In Whole Blood @ Autopsy
		chlorpheniramine	4	4					chlorpheniramine	266 ng/mL In Whole Blood @ Autopsy
1566ai	18 y M	lamotrigine	5	5	U	Ingst+ Inhal	Int-A	2		
		benzodiazepine	1	1						
		marijuana	2	2						
		ethanol	3	3						
1567ph	18 y F				A	Ingst	Int-U	2		
		alprazolam	1	1						
		phencyclidine	2	2						
		opioid	3	3						
		marijuana	4	4						
1568a	19 y M				A	Ingst	Unk	2		
		quetiapine	1	1						
		dicyclomine	2	2						
		trazodone	3	3						
		fluoxetine	4	4					norfluoxetine	0.05 mg/L In Plasma @ Unknown
		fluoxetine	4	4					fluoxetine	0.08 mg/L In Plasma @ Unknown
1569ai	19 y F				U	Ingst	Int-A	2		
		alprazolam	1	1						
		diazepam	2	2						
1570ha	20 y F				U	Ingst	Int-S	1		
		quetiapine	1	1					quetiapine	4419 ng/mL In Blood (unspecified) @ Unknown
		paroxetine	2	2					paroxetine	57.5 ng/mL In Blood (unspecified) @ Unknown
		lamotrigine	3	3					lamotrigine	17 mcg/mL In Blood (unspecified) @ Unknown
1571	20 y M				A/C	Ingst	Int-S	2		
		quetiapine (extended release)	1	1						
1572ai	21 y M				U	Ingst	Int-A	2		
		alprazolam	1	1						
		ethanol	2	2						
1573p	22 y M				A	Ingst	Unk	2		
		olanzapine	1	1						
		hydroxyzine	2	2						
		fluoxetine	3	3						
		zolpidem	4	4						
		flunitrazepam	5	5						
1574ai	23 y M				U	Ingst	Int-A	2		
		benzodiazepine	1	1						
1575ai	23 y F				U	Ingst	Unk	2		
		alprazolam	1	1						
		butalbital	2	2						
		ethanol	3	3						
1576h	24 y M				A/C	Ingst	Int-S	2		
		clonazepam	1	1						
		mirtazapine	2	2						
		cocaine	3	3						
		methamphetamine	4	4						

(Continued)

Clinical Toxicology Downloaded from informahealthcare.com by 71.16.53.66 on 01/06/15 For personal use only.

**Table 21.** Listing of Fatal Nonpharmaceutical and Pharmaceutical Exposures.

Annual Report ID	Age	Substances	Substance Rank	Cause Rank	Chronicity	Route	Reason	RCF	Analyte	Blood Concentration @ Time
1577	26 y M	marijuana	5	5	U	Ingst	Int-U	2		
		quetiapine	1	1						
		venlafaxine	2	2						
		acetaminophen	3	3						
		acetaminophen								
methadone drug, unknown	4	4								
1578ai	26 y M				A	Ingst	Int-S	2		
		quetiapine	1	1						
		hydrocodone	2	2						
1579pa	26 y M	acetaminophen	3	3	A/C	Ingst	Int-A	2		
		alprazolam *	2	1						
		ethanol *	1	1						
1580ai	27 y M				A	Ingst	Int-S	2		
		ethanol *	1	1						
		phenobarbital	1	1						
		oxycodone	2	2						
		quetiapine	3	3						
		hydroxyzine	4	4						
zolpidem	5	5								
1581h	28 y M	ethanol	6	6	A/C	Ingst	Int-S	2		
		risperidone	1	1						
		lisinopril	2	2						
1582ai	28 y F	lorazepam	3	3	U	Ingst	Int-A	2		
		clozapine	1	1						
		memantine	2	2						
1583ha	28 y M	citalopram	3	3	U	Ingst	Int-S	2		
		quetiapine	1	1						
		diazepam	2	2						
		diazepam	2	2						
		diazepam	2	2						
1584ai	30 y M	diazepam	2	2	U	Ingst	Int-A	2		
		diazepam	2	2						
		diazepam	2	2						
		diazepam	2	2						
		diazepam	2	2						
1585	30 y F	alprazolam	1	1	A	Ingst	Int-S	1		
		acetaminophen/ hydrocodone	2	2						
		oxycodone	3	3						
1586pha	30 y M	quetiapine	1	1	A/C	Ingst+ Oth	Int-S	3		
		alprazolam	1	1						
		sertraline	2	2						
1587ai	31 y M	oxycodone	3	3	U	Ingst	Int-A	2		
		alprazolam	1	1						
		acetaminophen/ hydrocodone	2	2						
1588ai	31 y F	ethanol	3	3	A	Ingst	Int-A	2		
		alprazolam	1	1						
		methadone	2	2						
1589	32 y M				A	Ingst+ Inhal	Int-S	2		
		zolpidem (extended release)	1	1						
									zolpidem	791 ng/mL In Blood (unspecified) @ Autopsy

(Continued)

**Table 21.** Listing of Fatal Nonpharmaceutical and Pharmaceutical Exposures.

Annual Report ID	Age	Substances	Substance Rank	Cause Rank	Chronicity	Route	Reason	RCF	Analyte	Blood Concentration @ Time
		ethanol	2	2					ethanol	0.145 % In Blood (unspecified) @ Autopsy
		ethanol	2	2					ethanol	211 mg/dL In Blood (unspecified) @ Unknown
		methamphetamine	3	3					methamphetamine	212 ng/mL In Blood (unspecified) @ Autopsy
		carbon monoxide	4	4						
		escitaopram	5	5					citalopram	119 ng/mL In Blood (unspecified) @ Autopsy
1590ph	33 y M				A	Ingst+ Derm	Int-S	2		
		alprazolam	1	1						
		fentanyl (transdermal)	2	2						
1591h	33 y M				A	Ingst	Int-S	3		
		alprazolam	1	1						
1592pa	35 y M				U	Ingst	Int-U	1		
		alprazolam	1	1					alprazolam	137.6 ng/mL In Whole Blood @ Autopsy
		hydrocodone	2	2					hydrocodone	197 ng/mL In Whole Blood @ Autopsy
1593h	35 y F				A/C	Ingst	Int-S	3		
		quetiapine	1	1						
		gabapentin	2	2						
1594ha	37 y F				A/C	Ingst	Int-S	2		
		diazepam	1	1						
		acetaminophen/ hydrocodone	2	2						
		levetiracetam	3	3						
		levofloxacin	4	4						
1595	38 y F				A	Ingst	Int-S	1		
		quetiapine	1	1						
1596ai	38 y M				A	Ingst	Int-S	2		
		pentobarbital	1	1						
		metoclopramide	2	2						
		diphenhydramine	3	3						
		ethanol	4	4						
1597	38 y F				A	Ingst+ Unk	Int-S	2		
		quetiapine	1	1						
		alprazolam	2	2						
		heroin	3	3						
		oxycodone	4	4						
		carbamazepine	5	5						
1598ph	38 y F				A/C	Ingst	Unk	2		
		aripiprazole	1	1						
		alprazolam	2	2						
1599h	39 y F				A/C	Ingst	Int-S	3		
		risperidone	1	1						
		duloxetine	2	2						
		clonazepam	3	3						
		lithium	4	4					lithium	0.2 mEq/L In Blood (unspecified) @ Unknown
		lamotrigine	5	5						
		ziprasidone	6	6						
		medroxyprogesterone	7	7						
1600pha	39 y M				A	Ingst	Int-S	3		
		ziprasidone	1	1						
		amantadine	2	2					amantadine	1 Other (see abst) In Urine (quantitative only) @ 6 d (pe)
		amantadine	2	2					amantadine	1 Other (see abst) In Whole Blood @ 6 d (pe)
		paroxetine	3	3					paroxetine	1 Other (see abst) In Urine (quantitative only) @ 6 d (pe)
		paroxetine	3	3					paroxetine	3.4 mcg/mL In Blood (unspecified) @ 6 d (pe)
		atropine/diphenoxylate	4	4						

(Continued)



**Table 21.** Listing of Fatal Nonpharmaceutical and Pharmaceutical Exposures.

Annual Report ID	Age	Substances	Substance Rank	Cause Rank	Chronicity	Route	Reason	RCF	Analyte	Blood Concentration @ Time
		caffeine	5	5					caffeine	1 Other (see abst) In Blood (unspecified) @ 6 d (pe)
		caffeine	5	5					caffeine	1 Other (see abst) In Urine (quantitative only) @ 6 d (pe)
		tramadol	6	6					tramadol	1 Other (see abst) In Urine (quantitative only) @ 6 d (pe)
		hydromorphone	7	7					hydromorphone	42 ng/mL In Blood (unspecified) @ Unknown
1601pha	39 y F				A/C	Ingst	Unt-U	2		
		zolpidem	1	1						
		oxycodone	2	2					oxycodone	122 ng/mL In Blood (unspecified) @ Unknown
1602ai	40 y M				U	Par	Oth-M	2		
		pentobarbital	1	1						
1603h	40 y F				A/C	Ingst	Unk	3		
		alprazolam	1	1						
		drug, unknown	2	2						
1604p	41 y F				A	Ingst	Int-S	2		
		alprazolam	1	1						
1605ai	41 y F				U	Ingst	Int-S	2		
		butalbital	1	1						
		trazodone	2	2						
1606ai	41 y M				U	Ingst	Unk	2		
		clozapine	1	1						
		sertraline	2	2						
		propranolol	3	3						
1607	42 y M				A/C	Ingst	Int-S	3		
		lorazepam	1	1						
		metoprolol	2	2						
		quetiapine	3	3						
		desvenlafaxine	4	4						
		etodolac	5	5						
1608	43 y M				A/C	Ingst	Int-S	2		
		olanzapine	1	1						
1609ai	44 y F				U	Ingst+ Unk	Int-S	2		
		butalbital	1	1						
		lorazepam	2	2						
		diphenhydramine	3	3						
		ethanol	4	4						
		amitriptyline	5	5						
		amphetamine	6	6						
		tramadol	7	7						
1610ai	45 y M				U	Ingst+ Unk	Int-A	2		
		alprazolam	1	1						
		fentanyl	2	2						
		oxycodone	3	3						
		acetaminophen/ hydrocodone	4	4						
1611pi	45 y M				U	Unk	Unk	2		
		alprazolam	1	1						
1612	45 y F				A	Ingst	Int-S	3		
		alprazolam *	2	1						
		warfarin *	1	1						
		salicylates in combination	3	3						
1613ai	47 y M				A	Ingst	Int-A	2		
		quetiapine	1	1						
		chlordiazepoxide	2	2						
		zolpidem	3	3						
		trazodone	4	4						
		ethanol	5	5						
1614ai	47 y F				U	Ingst	Int-A	2		
		diazepam	1	1						
1615ai	48 y M				A	Ingst	Int-U	2		
		quetiapine	1	1						
		chlordiazepoxide	2	2						
		caffeine	3	3						
1616	48 y F				A/C	Ingst+ Aspir	Int-S	1		

(Continued)

**Table 21.** Listing of Fatal Nonpharmaceutical and Pharmaceutical Exposures.

Annual Report ID	Age	Substances	Substance Rank	Cause Rank	Chronicity	Route	Reason	RCF	Analyte	Blood Concentration @ Time		
1617ai	48 y F	fluoxetine/olanzapine	1	1	A	Ingst	Int-U	2				
		olanzapine	1	1								
		methadone	2	2								
		cyclobenzaprine	3	3								
1618	49 y F	quetiapine	4	4	A	Par	AR-D	3				
		propofol	1	1								
		desmopressin	2	2								
		fentanyl	3	3								
		curare and related	4	4								
		nicardipine	5	5								
1619h	50 y F	midazolam	6	6	A/C	Ingst+ Par	Int-S	2				
		paliperidone	1	1								
		dabigatran	2	2								
1620ai	50 y F	quetiapine (extended release)	3	3	U	Ingst	Int-A	2				
		alprazolam	1	1								
1621ha	50 y F	oxycodone	2	2	A/C	Ingst	Int-S	1				
		zolpidem	1	1								
1622ai	50 y M	clonazepam	2	2	A	Ingst	Int-U	2				
		ethanol	3	3								
		trazodone	4	4								
		lamotrigine	5	5								
		fluoxetine	6	6								
		bupirone	7	7								
		amphetamine	8	8								
		cocaine	9	9								
		omeprazole	10	10								
		quetiapine	1	1								
1623ph	51 y M	doxylamine	2	2	A/C	Ingst	Int-S	1				
		ziprasidone	1	1								
		methadone	2	2								
1624	51 y M	benzodiazepine	3	3	A	Par	AR-D	3				
		haloperidol	1	1								
1625pha	52 y M	lorazepam	1	1	A	Ingst	Int-U	3	lorazepam	0.173 mg/L In Blood (unspecified) @ Unknown		
1626ai	52 y M	alprazolam	1	1	U	Ingst	Int-A	2				
1627ai	52 y F	alprazolam	1	1	A	Ingst	Int-S	2				
		acetaminophen	2	2								
		carbamazepine	3	3								
1628ai	53 y F	alprazolam	1	1	U	Ingst	Int-A	2				
		duloxetine	2	2								
		quetiapine	3	3								
1629ai	54 y M	pentobarbital	1	1	U	Ingst	Int-S	2				
		acetaminophen/hydrocodone	2	2								
1630ha	54 y F	alprazolam *	2	1	A	Ingst	Int-S	2	alprazolam	0.14 mg/L In Whole Blood @ Autopsy		
		venlafaxine *	1	1							venlafaxine	130 mg/L In Whole Blood @ Autopsy
		chlorpromazine	3	2								
1631ph	55 y F	zolpidem	1	1	A/C	Ingst	Int-S	2				
		cocaine	2	2								
		trazodone	3	3								
1632a	55 y F	alprazolam	1	1	A	Ingst	Int-S	2				
		clonazepam	1	1								

(Continued)

**Table 21.** Listing of Fatal Nonpharmaceutical and Pharmaceutical Exposures.

Annual Report ID	Age	Substances	Substance Rank	Cause Rank	Chronicity	Route	Reason	RCF	Analyte	Blood Concentration @ Time
		alprazolam	2	2					alprazolam	71.7 ng/mL In Blood (unspecified) @ 1 h (pe)
		ethanol	3	3					ethanol	190 mg/dL In Blood (unspecified) @ Autopsy
		ethanol	3	3					ethanol	218 mg/dL In Blood (unspecified) @ 1 h (pe)
1633p	55 y M				A/C	Ingst	Int-S	1		
		zolpidem	1	1						
		pregabalin	2	2						
		drug, unknown	3	3						
1634	55 y M				A/C	Ingst	Int-S	2		
		alprazolam	1	1						
		acetaminophen/hydrocodone	2	2						
1635	55 y F				U	Ingst	Int-S	2		
		alprazolam	1	1						
		tizanidine	2	2						
		sertraline	3	3						
		acetaminophen	4	4						
1636h	56 y M				A	Ingst	Int-S	1		
		phenobarbital	1	1					phenobarbital	300 mcg/mL In Serum @ Unknown
		phenytoin	2	2					phenytoin	3.6 mcg/mL In Serum @ Unknown
		levetiracetam	3	3						
		valproic acid	4	4					valproic acid	62 mcg/mL In Serum @ Unknown
1637p	57 y M				U	Ingst	Int-S	3		
		quetiapine	1	1						
1638ph	57 y F				A/C	Ingst	Unk	2		
		quetiapine	1	1						
		lamotrigine	2	2						
1639pa	57 y F				A	Ingst	AR-D	2		
		triazolam	1	1						
1640pa	58 y F				A	Ingst	Int-S	1		
		alprazolam	1	1					alprazolam	460 ng/mL In Blood (unspecified) @ Unknown
		ethanol	2	2					ethanol	12 mg/dL In Blood (unspecified) @ Unknown
1641h	59 y F				A	Ingst	Int-S	2		
		quetiapine	1	1						
		ethanol	2	2					ethanol	40 mg/dL In Serum @ Unknown
		lisinopril	3	3						
		atazanavir	4	4						
		emtricitabine/tenofovir	5	5						
		ritonavir	6	6						
		gabapentin	7	7						
1642a	59 y F				A	Ingst	Int-S	1		
		quetiapine	1	1					quetiapine	1.5 mg/L In Blood (unspecified) @ Autopsy
		bisoprodol *	2	2						
		ethanol *	3	2					ethanol	0.05 % (wt/Vol) In Blood (unspecified) @ Autopsy
[1643pha]	59 y F				A	Par	Int-S	1		
		pentobarbital/phenytoin	1	1					pentobarbital	4 mcg/mL In Blood (unspecified) @ Unknown
		pentobarbital/phenytoin	1	1					phenytoin	6 mcg/mL In Blood (unspecified) @ Unknown
		pentobarbital/phenytoin	1	1					pentobarbital	74.3 mcg/mL In Blood (unspecified) @ Autopsy
		embutramide/mebezonium/tetracaine	2	2						

(Continued)

**Table 21.** Listing of Fatal Nonpharmaceutical and Pharmaceutical Exposures.

Annual Report ID	Age	Substances	Substance Rank	Cause Rank	Chronicity	Route	Reason	RCF	Analyte	Blood Concentration @ Time
1644a	61 y M	phenobarbital	1	1	A/C	Ingst	Int-S	2	phenobarbital	37 mg/L In Blood (unspecified) @ Unknown
1645h	61 y F	alprazolam	2	2	A	Ingst	Int-S	2		
1646ph	61 y M	alprazolam	1	1	A	Ingst	Int-U	2		
		benzodiazepine antipsychotic (atypical)	1	1						
		benzodiazepine	2	2						
		lithium	3	3						
1647	61 y M	quetiapine	4	4	A/C	Ingst	Int-S	2		
		simvastatin	1	1						
		acetaminophen	2	2						
1648h	61 y M	acetaminophen	3	3	A	Ingst	Int-S	1		
		benzodiazepine	1	1						
		lisinopril	2	2						
		hydrochlorothiazide	3	3						
1649ai	62 y F	hydrochlorothiazide	3	3	U	Ingst	Int-S	2		
1650h	62 y M	diazepam	1	1	A	Ingst	Int-S	3		
		temazepam	1	1						
		lorazepam	2	2						
		primidone	3	3						
		lamotrigine	4	4						
		escitalopram	5	5						
		benztropine	6	6						
		antihyperlipidemic	7	7						
1651ph	64 y M	antihyperlipidemic	7	7	A	Ingst	Int-S	2		
		diazepam	1	1						
		temazepam	2	2						
		trazodone	3	3						
1652pa	68 y M	trazodone	3	3	A/C	Ingst	Oth-M	2		
		risperidone	1	1						
		nitroglycerin	2	2						
1653ai	72 y M	nitroglycerin	2	2	A	Ingst	Int-S	2		
		zolpidem	1	1						
		diltiazem	2	2						
1654pa	74 y M	diltiazem	2	2	A	Ingst	Int-S	1	temazepam	1512 ng/mL In Blood (unspecified) @ Autopsy
		temazepam	1	1						
1655h	77 y F	temazepam	1	1	A	Par	Unt-T	3		
1656pha	78 y F	propofol	1	1	A	Ingst	Int-S	2		
		benzodiazepine	1	1					nordiazepam	0.29 mg/L In Whole Blood @ Autopsy
		benzodiazepine	1	1					diazepam	0.32 mg/L In Whole Blood @ Autopsy
		temazepam	2	2					temazepam	0.02 mg/L In Whole Blood @ Autopsy
		meclizine	3	3						
		pregabalin	4	4						
		diphenhydramine	5	5						
1657h	80 y M	diphenhydramine	5	5	A	Ingst	Int-S	1		
1658ha	81 y M	temazepam	1	1	A	Ingst	Int-S	2		
		diazepam	1	1					nordiazepam	0.15 mg/L In Blood (unspecified) @ Unknown
		diazepam	1	1					diazepam	2.05 mg/L In Blood (unspecified) @ Unknown
1659	81 y F	diazepam	1	1	A	Ingst	Int-S	1		
1660	81 y F	lorazepam	1	1	A/C	Ingst	Int-S	2		
		olanzepine	1	1						
		mirtazapine	2	2						
		zolpidem	3	3						
		warfarin	4	4						

(Continued)

**Table 21.** Listing of Fatal Nonpharmaceutical and Pharmaceutical Exposures.

Annual Report ID	Age	Substances	Substance Rank	Cause Rank	Chronicity	Route	Reason	RCF	Analyte	Blood Concentration @ Time		
1661ai	83 y F	zolpidem	1	1	A	Ingst	Int-S	2				
		sertraline	2	2								
		ethanol	3	3								
1662i	83 y F	clonazepam	1	1	A	Ingst	Unt-T	2				
1663ha	84 y M	propofol	1	1	A	Par	Unt-T	1				
1664	84 y F	lorazepam	1	1	A/C	Ingst	Int-S	3				
1665	Unknown adult (>=20 yrs) F	lorazepam	1	1	A	Ingst	Int-S	2				
		clonazepam	1	1								
		diphenhydramine	2	2								
		meclizine	3	3								
		acetaminophen	4	4								
See Also case 14, 18, 20, 22, 32, 33, 39, 49, 50, 76, 105, 118, 122, 128, 142, 173, 178, 190, 243, 253, 282, 301, 307, 312, 347, 357, 358, 375, 393, 403, 407, 419, 420, 423, 428, 430, 431, 433, 437, 441, 444, 446, 449, 453, 458, 459, 461, 462, 466, 468, 473, 474, 477, 480, 483, 486, 487, 490, 491, 492, 496, 497, 498, 500, 508, 509, 511, 512, 513, 518, 520, 526, 527, 528, 532, 536, 544, 548, 549, 550, 553, 554, 555, 556, 557, 563, 565, 568, 571, 572, 573, 574, 575, 576, 577, 579, 582, 584, 588, 589, 590, 591, 592, 596, 597, 598, 602, 612, 615, 617, 618, 620, 621, 626, 627, 628, 629, 634, 635, 637, 638, 639, 642, 648, 649, 653, 654, 659, 661, 662, 664, 667, 671, 672, 673, 675, 677, 679, 680, 681, 685, 686, 687, 689, 693, 694, 697, 699, 704, 705, 706, 708, 710, 713, 715, 722, 725, 728, 730, 731, 734, 735, 745, 747, 748, 749, 750, 755, 759, 762, 763, 766, 774, 775, 777, 780, 783, 784, 785, 786, 787, 791, 793, 794, 796, 798, 800, 801, 802, 803, 805, 806, 811, 812, 813, 814, 823, 824, 828, 830, 833, 838, 840, 844, 847, 848, 852, 854, 855, 857, 862, 864, 865, 866, 868, 874, 875, 878, 880, 882, 883, 884, 888, 891, 897, 899, 901, 905, 910, 912, 916, 921, 923, 926, 929, 932, 933, 936, 938, 940, 946, 950, 951, 954, 969, 972, 975, 979, 983, 987, 988, 996, 998, 1000, 1001, 1005, 1023, 1025, 1026, 1071, 1086, 1091, 1122, 1124, 1125, 1130, 1131, 1132, 1133, 1134, 1137, 1139, 1145, 1146, 1147, 1148, 1152, 1153, 1154, 1155, 1157, 1162, 1165, 1177, 1178, 1180, 1181, 1182, 1185, 1190, 1194, 1195, 1201, 1202, 1203, 1204, 1207, 1210, 1211, 1213, 1218, 1219, 1226, 1227, 1229, 1232, 1240, 1241, 1242, 1245, 1246, 1248, 1249, 1251, 1255, 1256, 1261, 1262, 1264, 1265, 1267, 1269, 1270, 1274, 1279, 1281, 1282, 1291, 1294, 1295, 1298, 1303, 1313, 1314, 1317, 1326, 1336, 1342, 1343, 1350, 1351, 1354, 1355, 1363, 1365, 1366, 1369, 1374, 1375, 1377, 1387, 1395, 1400, 1403, 1404, 1408, 1409, 1410, 1412, 1413, 1416, 1421, 1422, 1426, 1436, 1437, 1438, 1440, 1444, 1448, 1455, 1459, 1466, 1478, 1494, 1510, 1514, 1519, 1527, 1530, 1531, 1537, 1540, 1541, 1544, 1545, 1547, 1550, 1551, 1552, 1553, 1559, 1562, 1706, 1712, 1718, 1725, 1727, 1732, 1736, 1740, 1742, 1744, 1745, 1751, 1756, 1760, 1761, 1765, 1766, 1767, 1770, 1779, 1784, 1792, 1799, 1810, 1811, 1814, 1818, 1830, 1831, 1834, 1838, 1840, 1842, 1843, 1844, 1846, 1855, 1863, 1864, 1869, 1871, 1873, 1900, 1901, 1911, 1918, 1920, 1926, 1941, 1942, 1950, 1952, 1957, 1965, 1967, 1970, 1971, 1973, 1975, 1976, 1989, 1991, 1994, 2007, 2008, 2015, 2019, 2021, 2022, 2032, 2044, 2046, 2047, 2050, 2059, 2074, 2091, 2100, 2110												
<b>Stimulants and Street Drugs</b>												
1666pa	14 y M	amphetamine (hallucinogenic), 2C	1	1	A	Ingst	Int-A	1				
1667ai	15 y F	methamphetamine	1	1	U	Unk	Int-S	2				
1668p	15 y M	amphetamine (hallucinogenic), 2C-E	1	1	A	Ingst	Int-A	2				
1669ha	16 y F	amphetamine	1	1	A	Ingst	Int-A	2				
1670a	17 y F	amphetamine	1	1	U	Unk	Int-A	1	amphetamine	120 ng/mL In Blood (unspecified) @ Unknown		
		amphetamine	1	1					methamphetamine	3100 ng/mL In Blood (unspecified) @ Unknown		
		methylene-dioxymethamphetamine (MDMA) *	2	2					mda (3,4-methylene-dioxyamphetamine)	10 ng/mL In Blood (unspecified) @ Unknown		
		methylene-dioxymethamphetamine (MDMA) *	2	2					mdma (3,4-methylene-dioxyamphetamine)	330 ng/mL In Blood (unspecified) @ Unknown		
		THC homolog *	3	2								
[1671pa]	17 y M	amphetamine (hallucinogenic)	1	1	A	Ingst	Int-A	1	amphetamine	4100 ng/mL In Urine (quantitative only) @ Unknown		
		amphetamine (hallucinogenic)	1	1					amphetamine	64 ng/mL In Blood (unspecified) @ Unknown		
1672pa	17 y M	heroin	1	1	A/C	Par	Int-A	1				
		morphine	2	2								
1673p	17 y M	amphetamine (hallucinogenic), 2C-E	1	1	A	Inhal	Int-A	2				

(Continued)

**Table 21.** Listing of Fatal Nonpharmaceutical and Pharmaceutical Exposures.

Annual Report ID	Age	Substances	Substance Rank	Cause Rank	Chronicity	Route	Reason	RCF	Analyte	Blood Concentration @ Time
1674p	17 y M	4-acetoxy-N,N-dimethyltryptamine	1	1	A	Unk	Int-A	2		
		marijuana	2	2						
1675ph	17 y M	4-acetoxy-N,N-dimethyltryptamine	1	1	U	Inhal+ Unk	Int-A	1		
		ethanol	2	2						
1676	17 y M	methylene-dioxymethamphetamine (MDMA)	1	1	A	Ingst	Int-A	1		
1677	17 y F	amphetamine (hallucinogenic), 25i	1	1	A	Ingst	Int-S	1		
		lithium	2	2						
		cyclic antidepressant, unknown	3	3						
		marijuana	4	4						
1678a	17 y M	lysergic acid diethylamide (LSD)	1	1	A	Ingst	Int-A	1		
1679pha	17 y M	THC homolog, K2	1	1	A	Inhal	Int-A	2		
1680p	17 y M	THC homolog	1	1	A	Inhal	Int-A	3		
		ethanol	2	2					ethanol	33 mg/dL In Blood (unspecified) @ Autopsy
1681pi	18 y M	heroin	1	1	A	Oth	Int-A	2		
1682	18 y M	cocaine	1	1	A	Ingst+ Unk	Int-A	2		
		methamphetamine	2	2						
		lysergic acid diethylamide (LSD)	3	3						
		marijuana	4	4						
1683p	18 y M	THC homolog	1	1	A	Inhal	Int-A	2		
1684ai	19 y F	heroin	1	1	A	Ingst+ Par	Int-A	2		
		codeine	2	2						
		ethanol	3	3						
1685ai	19 y M	heroin	1	1	A	Ingst+ Unk	Int-A	2		
		hydroxyzine	2	2						
		diphenhydramine	3	3						
		paroxetine	4	4						
		codeine	5	5						
1686ha	19 y F	methamphetamine	1	1	A	Ingst	Int-M	1		
[1687a]	19 y F	methamphetamine	1	1	A	Ingst	Int-A	1		
		methylene-dioxymethamphetamine (MDMA)	1	1					midazolam	0.05 mg/L In Blood (unspecified) @ Autopsy
		methylene-dioxymethamphetamine (MDMA)	1	1					mdma (3,4-methylene-dioxymethamphetamine)	1.01 mg/L In Serum @ Unknown
		methylene-dioxymethamphetamine (MDMA)	1	1					mdma (3,4-methylene-dioxymethamphetamine)	1.18 mg/L In Vitreous @ Autopsy
		methylene-dioxymethamphetamine (MDMA)	1	1					mdma (3,4-methylene-dioxymethamphetamine)	1.36 mg/L In Blood (unspecified) @ Autopsy
		methylene-dioxymethamphetamine (MDMA)	1	1					mdma (3,4-methylene-dioxymethamphetamine)	1.72 mg/L In Blood (unspecified) @ 10 h (pe)
		methylene-dioxymethamphetamine (MDMA)	1	1					mdma (3,4-methylene-dioxymethamphetamine)	2.37 mg/kg In Liver @ Autopsy

(Continued)

Clinical Toxicology Downloaded from informahealthcare.com by 71.16.53.66 on 01/06/15 For personal use only.

**Table 21.** Listing of Fatal Nonpharmaceutical and Pharmaceutical Exposures.

Annual Report ID	Age	Substances	Substance Rank	Cause Rank	Chronicity	Route	Reason	RCF	Analyte	Blood Concentration @ Time
		methylene-dioxymethamphetamine (MDMA)	1	1					phenytoin	5.91 mg/L In Blood (unspecified) @ Autopsy
		methylene-dioxymethamphetamine (MDMA)	1	1					mdma (3,4-methylene-dioxymethamphetamine)	6.55 mg/kg In Brain @ Autopsy
1688pha	19 y M	street drug	1	1	A	Unk	Int-A	2		
1689	19 y F	amphetamine (hallucinogenic)	1	1	A	Ingst	Int-A	2		
1690ai	20 y F	amphetamine (hallucinogenic)	1	1	A	Par	Int-A	2		
		heroin	1	1						
		codeine	2	2						
		quinine	3	3						
[1691a]	20 y M	amphetamine (hallucinogenic)	1	1	A	Ingst	Int-A	1	methylone	0.71 mg/L In Blood (unspecified) @ Autopsy
1692pa	20 y M	methamphetamine	1	1	A	Ingst	Int-M	1	amphetamine	0.28 mg/L In Blood (unspecified) @ Autopsy
		methamphetamine	1	1					methamphetamine	3.57 mg/L In Blood (unspecified) @ Autopsy
1693p	20 y F	heroin	1	1	U	Unk	Int-A	2		
1694	20 y F	methamphetamine	1	1	U	Ingst	Int-A	1		
1695	20 y F	amphetamine (hallucinogenic)	1	1	A	Ingst	Int-A	1		
1696ph	21 y M	heroin	1	1	A/C	Unk	Int-A	2		
1697ai	21 y F	heroin	1	1	A	Unk	Int-A	2		
		oxycodone	2	2						
		cocaine	3	3						
		amphetamine	4	4						
		promethazine	5	5						
		dextromethorphan	6	6						
		citalopram	7	7						
		fluoxetine	8	8						
1698pa	21 y F	amphetamine (hallucinogenic), 25i	1	1	A	Inhal	Int-A	1		
1699p	21 y F	heroin	1	1	A	Inhal+ Par	Int-A	2		
		cocaine	2	2						
1700ai	21 y M	phencyclidine	1	1	A	Unk	Int-A	2		
1701p	21 y M	heroin	1	1	A	Ingst+ Par	Int-A	1		
		ethanol	2	2					ethanol	107 mg/dL In Serum @ 1 h (pe)
		buprenorphine/naloxone (film)	3	3						
1702ph	21 y F	heroin	1	1	U	Unk	Int-A	1		
1703pa	21 y M	heroin	1	1	A/C	Unk	Int-A	1		
		methylone	1	1					methylone	0.029 mg/L In Blood (unspecified) @ Autopsy
1704ph	21 y M	heroin	1	1	A	Ingst+ Inhal	Int-M	2		
		methamphetamine	2	2						
1705ph	21 y M	heroin	1	1	A	Par	Int-A	2		
1706a	22 y F	heroin	1	1	U	Ingst	Unk	2	6-monoacetylmorphine	8.6 ng/mL In Blood (unspecified) @ Autopsy

(Continued)

**Table 21.** Listing of Fatal Nonpharmaceutical and Pharmaceutical Exposures.

Annual Report ID	Age	Substances	Substance Rank	Cause Rank	Chronicity	Route	Reason	RCF	Analyte	Blood Concentration @ Time
		heroin	1	1					morphine	97.5 ng/mL In Blood (unspecified) @ Autopsy
		hydrocodone	2	2					hydrocodone	19.9 ng/mL In Blood (unspecified) @ Autopsy
		alprazolam	3	3					morphine	10000 ng/mL In Urine (quantitative only) @ Autopsy
		alprazolam	3	3					6-monoacetylmorphine	1236 ng/mL In Urine (quantitative only) @ Autopsy
		alprazolam	3	3					alpha-oh-alprazolam	2500 ng/mL In Urine (quantitative only) @ Autopsy
		alprazolam	3	3					hydrocodone	3943 ng/mL In Urine (quantitative only) @ Autopsy
		alprazolam	3	3					codeine	399 ng/mL In Urine (quantitative only) @ Autopsy
		alprazolam	3	3					alprazolam	651 ng/mL In Urine (quantitative only) @ Autopsy
		alprazolam	3	3					hydromorphone	925 ng/mL In Urine (quantitative only) @ Autopsy
1707ai	22 y M				U	Par	Int-A	2		
1708a	22 y F	heroin	1	1	A	Par	Oth-M	1		
1709ai	22 y M	methamphetamine	1	1	A	Unk	Int-A	2		
		heroin	1	1						
		oxycodone	2	2						
		trazodone	3	3						
		cocaine	4	4						
		bupropion	5	5						
		hydroxyzine	6	6						
		codeine	7	7						
		quinine	8	8						
1710ai	22 y M				A	Par	Int-A	2		
		heroin	1	1						
		quinine	2	2						
		codeine	3	3						
1711ai	22 y M				A	Par	Int-A	2		
		heroin	1	1						
		cocaine	2	2						
		codeine	3	3						
1712ai	22 y M				A	Unk	Int-A	2		
		heroin	1	1						
		diazepam	2	2						
1713p	22 y F				A/C	Par	Int-A	1		
		heroin	1	1						
1714p	22 y M				U	Unk	Int-S	2		
		cocaine	1	1					benzoylecognine	0.09 mg/kg In Brain @ Autopsy
		cocaine	1	1					benzoylecognine	0.11 mg/L In Blood (unspecified) @ Unknown
		cocaine	1	1					benzoylecognine	0.17 mg/L In Blood (unspecified) @ Autopsy
		opioid	2	2					morphine	0.05 mg/kg In Brain @ Autopsy
		opioid	2	2					morphine	0.05 mg/L In Blood (unspecified) @ Autopsy
1715ai	23 y F				A	Unk	Int-A	2		
		heroin	1	1						
		codeine	2	2						
1716ai	23 y M				A	Par	Int-A	2		
		heroin	1	1						
		diphenhydramine	2	2						
		codeine	3	3						

(Continued)



**Table 21.** Listing of Fatal Nonpharmaceutical and Pharmaceutical Exposures.

Annual Report ID	Age	Substances	Substance Rank	Cause Rank	Chronicity	Route	Reason	RCF	Analyte	Blood Concentration @ Time
1717ai	23 y M	heroin	1	1	U	Unk	Int-A	2		
		codeine	2	2						
1718ai	23 y M	heroin	1	1	A	Par+ Unk	Int-A	2		
		alprazolam	2	2						
1719ai	23 y M	heroin	1	1	A	Ingst+ Unk	Int-A	2		
		ethanol	2	2						
1720ai	23 y M	methamphetamine	1	1	U	Unk	Int-A	2		
1721ai	23 y M	methamphetamine	1	1	A	Ingst+ Par	Int-A	2		
		heroin	1	1						
		chlorpheniramine	2	2						
		dextromethorphan	3	3						
		ethanol	4	4						
1722ai	23 y F	heroin	1	1	A	Unk	Int-A	2		
		hydroxyzine	2	2						
		diphenhydramine	3	3						
		codeine	4	4						
1723ai	23 y M	heroin	1	1	A	Ingst+ Par	Int-A	2		
		codeine	2	2						
		ethanol	3	3						
[1724pa]	23 y M	amphetamine (hallucinogenic)	1	1	U	Unk	Int-A	1	methylone	0.22 mg/L In Blood (unspecified) @ Autopsy
		amphetamine (hallucinogenic)	1	1					mdma (3,4-methylene-dioxymethamphetamine)	2.6 mg/L In Blood (unspecified) @ Autopsy
1725pha	23 y F	heroin	1	1	A	Ingst+ Inhal+ Par	Int-A	2		
		alprazolam	2	2						
		buprenorphine/naloxone (film)	3	3						
		fentanyl	4	4						
1726ai	24 y M	heroin	1	1	A	Unk	Int-A	2		
		methylone	2	2						
		amphetamine	3	3						
		methamphetamine	4	4						
		codeine	5	5						
1727ai	24 y F	heroin	1	1	A	Ingst+ Par	Int-A	2		
		alprazolam	2	2						
		diphenhydramine	3	3						
		acetaminophen	4	4						
1728ai	24 y M	methamphetamine	1	1	U	Unk	Int-A	2		
		ethanol	2	2						
1729ai	24 y M	heroin	1	1	U	Ingst+ Unk	Int-A	2		
		oxycodone	2	2						
1730ai	24 y M	methamphetamine	1	1	U	Unk	Int-A	2		
1731ai	24 y F	heroin	1	1	A	Par	Int-A	2		
1732ai	24 y M	heroin	1	1	A	Unk	Int-A	2		
		heroin	1	1						
		methadone	2	2						
		benzodiazepine	3	3						
1733	24 y F	heroin	1	1	A	Unk	Int-A	3		
1734ai	24 y M	heroin	1	1	A	Ingst+ Unk	Int-A	2		
		heroin	1	1						
		oxycodone	2	2						
		diphenhydramine	3	3						
		acetaminophen	4	4						

(Continued)

**Table 21.** Listing of Fatal Nonpharmaceutical and Pharmaceutical Exposures.

Annual Report ID	Age	Substances	Substance Rank	Cause Rank	Chronicity	Route	Reason	RCF	Analyte	Blood Concentration @ Time
1735ph	24 y M	ethanol	5	5	A	Ingst	Int-A	1		
		amphetamine (hallucinogenic)	1	1						
		methylene-dioxymethamphetamine (MDMA)	2	2						
		ethanol	3	3						
1736pa	25 y M	heroin	1	1	U	Unk	Int-A	1	ethanol	66 mg/dL In Urine (quantitative only) @ Unknown
		heroin	1	1					morphine	0.027 mg/L In Blood (unspecified) @ Autopsy
		heroin	1	1					codeine	0.26 mg/L In Urine (quantitative only) @ Autopsy
		heroin	1	1					6-monoacetylmorphine	0.57 mg/L In Urine (quantitative only) @ Autopsy
		heroin	1	1					morphine	2.2 mg/L In Urine (quantitative only) @ Autopsy
		clonazepam	2	2					7-aminoclonazepam	0.1 mg/L In Blood (unspecified) @ Autopsy
		alprazolam	3	3					alprazolam	0.026 mg/L In Blood (unspecified) @ Autopsy
1737pha	25 y M	heroin	1	1	A	Ingst+ Par	Int-A	2	benzoylecognine	0.39 mg/L In Blood (unspecified) @ Autopsy
		heroin	1	1					morphine (free)	0.042 mg/L In Blood (unspecified) @ Autopsy
		heroin	1	1					codeine	0.117 mg/L In Urine (quantitative only) @ Autopsy
		heroin	1	1					6-monoacetylmorphine	0.501 mg/L In Urine (quantitative only) @ Autopsy
		heroin	1	1					morphine (free)	1.992 mg/L In Urine (quantitative only) @ Autopsy
		naloxone ethanol	2 3	2 3					ethanol	0.049 mg/L In Blood (unspecified) @ Unknown
1738ai	25 y M	heroin	1	1	A	Unk	Int-A	2		
1739ai	25 y M	heroin	1	1	A	Unk	Int-A	2		
		bupropion	2	2						
		codeine	3	3						
1740pa	25 y M	heroin	1	1	A	Ingst	Int-A	1	morphine (free)	21 ng/mL In Blood (unspecified) @ Unknown
		benzodiazepine	2	2					alprazolam	39 ng/mL In Blood (unspecified) @ Unknown
1741p	25 y F	methadone	3	3	U	Par	Int-A	2		
1742ai	25 y F	methamphetamine	1	1	A	Unk	Int-A	2		
		heroin	1	1						
		alprazolam	2	2						
		diphenhydramine	3	3						
1743ai	25 y F	citalopram	4	4	A	Ingst+ Inhal	Int-A	2		
		heroin	1	1						
		quinine	3	3						

(Continued)

**Table 21.** Listing of Fatal Nonpharmaceutical and Pharmaceutical Exposures.

Annual Report ID	Age	Substances	Substance Rank	Cause Rank	Chronicity	Route	Reason	RCF	Analyte	Blood Concentration @ Time
1744ai	26 y M	heroin	1	1	A	Unk	Int-A	2		
		cocaine	2	2						
		clonazepam	3	3						
		quinine	4	4						
		codeine	5	5						
		diltiazem	6	6						
		lidocaine	7	7						
1745ai	26 y M	heroin	1	1	A	Unk	Int-A	2		
		alprazolam	2	2						
		codeine	3	3						
1746ai	26 y F	methamphetamine	1	1	U	Unk	Int-A	2		
1747ai	26 y F	heroin	1	1	A	Ingst+ Par	Int-A	2		
		ethanol	2	2						
1748ai	26 y M	heroin	1	1	A	Par	Int-A	2		
1749ai	26 y F	heroin	1	1	A	Par	Int-A	2		
1750ai	26 y M	heroin	1	1	U	Ingst	Int-A	2		
		phentermine	1	1						
		acetaminophen/ hydrocodone	2	2						
		oxycodone	3	3						
1751ai	26 y M	heroin	1	1	A	Inhal+ Unk	Int-A	2		
		cocaine	2	2						
		methadone	3	3						
		clonazepam	4	4						
		alprazolam	5	5						
		diphenhydramine	6	6						
		chlorpheniramine	7	7						
		quinine	8	8						
		codeine	9	9						
1752ai	26 y F	heroin	1	1	A	Unk	Int-A	2		
		cocaine	2	2						
		diphenhydramine	3	3						
		diltiazem	4	4						
		quinine	5	5						
		lidocaine	6	6						
1753ai	26 y M	heroin	1	1	A	Par	Int-A	2		
		codeine	2	2						
1754ai	26 y F	heroin	1	1	U	Unk	Int-A	2		
		codeine	2	2						
		acetaminophen/ hydrocodone	3	3						
		oxycodone	4	4						
		oxymorphone	5	5						
1755ai	26 y M	heroin	1	1	U	Par+ Unk	Int-A	2		
		morphine	2	2						
1756ai	26 y M	heroin	1	1	A	Ingst+ Par	Int-A	2		
		alprazolam	2	2						
		quinine	3	3						
		codeine	4	4						
1757ph	26 y M	amphetamine	1	1	A	Unk	Int-A	2		
		antitussives- expectorants	2	2						
1758ph	26 y M	gamma- hydroxybutyric acid	1	1	A	Ingst+ Unk	Int-A	2		
		vasodilator, unknown	2	2						
		amphetamine *	3	3						
		ibuprofen *	4	3						
		vasodilator, unknown	5	4						

(Continued)

**Table 21.** Listing of Fatal Nonpharmaceutical and Pharmaceutical Exposures.

Annual Report ID	Age	Substances	Substance Rank	Cause Rank	Chronicity	Route	Reason	RCF	Analyte	Blood Concentration @ Time
1759p	27 y M	heroin cocaine	1 2	1 2	U	Unk	Int-A	2		
1760pa	27 y M	heroin	1	1	A	Ingst	Int-A	1	morphine (free)	25 mcg/L In Blood (unspecified) @ Autopsy
1761ai	27 y M	clonazepam marijuana	2 3	2 3	A	Par+ Unk	Int-A	2		
1762ai	27 y M	heroin clonazepam	1 2	1 2	A	Unk	Int-A	2		
1763ai	27 y M	heroin codeine	1 2	1 2	A	Par	Int-A	2		
1764ai	27 y M	heroin ethanol	1 2	1 2	A	Unk	Int-A	2		
1765ai	27 y M	heroin hydrocodone diazepam trazodone acetaminophen clonazepam quinine codeine	1 2 3 4 5 6 7 8	1 2 3 4 5 6 7 8	A	Par+ Unk	Int-A	2		
1766pa	27 y M	heroin oxycodone methadone clonazepam zolpidem	1 2 3 4 5	1 2 3 4 5	U	Unk	Int-A	2	morphine oxycodone (total) methadone zolpidem	0.16 mcg/mL In Whole Blood @ Autopsy 0.31 mcg/mL In Whole Blood @ Autopsy 0.076 mcg/mL In Whole Blood @ Autopsy 0.15 mcg/mL In Whole Blood @ Autopsy
1767p	27 y F	drug, unknown heroin quetiapine	1 2	1 2	A	Ingst+ Par	Int-A	1		
1768pha	27 y M	amphetamine (hallucinogenic) * amphetamine (hallucinogenic) * amphetamine (hallucinogenic) * amphetamine (hallucinogenic) * methamphetamine * methamphetamine * methamphetamine *	2 2 2 2 1 1 1	1 1 1 1 1 1 1	A	Ingst	Int-A	1	amphetamine amphetamine methamphetamine methamphetamine amphetamine amphetamine methamphetamine	0.05 mg/L In Blood (unspecified) @ Unknown 0.18 mg/L In Blood (unspecified) @ Autopsy 0.49 mg/L In Blood (unspecified) @ Unknown 0.86 mg/L In Blood (unspecified) @ Autopsy 0.05 mg/L In Blood (unspecified) @ Unknown 0.18 mg/L In Blood (unspecified) @ Autopsy 0.49 mg/L In Blood (unspecified) @ Unknown

(Continued)

Clinical Toxicology Downloaded from informahealthcare.com by 71.16.53.66 on 01/06/15 For personal use only.

**Table 21.** Listing of Fatal Nonpharmaceutical and Pharmaceutical Exposures.

Annual Report ID	Age	Substances	Substance Rank	Cause Rank	Chronicity	Route	Reason	RCF	Analyte	Blood Concentration @ Time
1769pa	27 y M	methamphetamine *	1	1					methamphetamine	0.86 mg/L In Blood (unspecified) @ Autopsy
		heroin	1	1	A	Par	Int-A	1	morphine	160 ng/mL In Blood (unspecified) @ Autopsy
		heroin	1	1					6-monoacetylmorphine	450 ng/mL In Urine (quantitative only) @ Autopsy
1770ai	27 y M	paroxetine	2	2						
		trazodone	3	3	U	Ingst+ Aspir+ Unk	Int-A	2		
1771	27 y M	methamphetamine	1	1						
		tramadol	2	2						
		diazepam	3	3						
		amitriptyline	4	4	U	Unk	Int-A	3		
1772	27 y M	cocaine *	1	1						
		drug, unknown *	2	1	A	Unk	Unk	3		
1773p	27 y M	cocaine	1	1	A	Par	Int-A	2		
1774p	27 y M	heroin	1	1	U	Par	Int-A	2		
1775a	27 y M	heroin	1	1	A	Unk	Int-A	1		
		amphetamine (hallucinogenic), 2C-I	1	1						
1776	27 y M	ketamine	2	2						
		hydromorphone	3	3	A	Ingst+ Inhal	Int-A	2		
		THC homolog marijuana	1	1						carboxy-thc
1777ph	28 y M	marijuana	2	2					carboxy-thc	246 ng/mL In Blood (unspecified) @ Unknown
		acetaminophen	3	3	A/C	Unk	Int-A	1		
1778	28 y M	heroin	1	1	U	Unk	Unk	2		
1779ai	28 y M	methamphetamine	1	1	A	Ingst+ Par	Int-A	2		
		heroin	1	1						
		alprazolam	2	2						
		diphenhydramine	3	3						
		methadone	4	4						
		oxycodone	5	5						
		quinine	6	6						
codeine	7	7								
1780pa	28 y F	heroin	1	1	A	Ingst+ Par	Int-S	1		
		drug, unknown	2	2						
1781ai	28 y F	heroin	1	1	A	Par	Int-A	2		
1782pa	28 y F	heroin	1	1	A/C	Par	Int-A	1	morphine (free)	0.14 mg/L In Blood (unspecified) @ 2 m (pe)
		cocaine	2	2					benzoylecognine	1 mg/L In Blood (unspecified) @ 2 m (pe)
[1783pha]	28 y F	cocaine	1	1	U	Unk	Int-A	2	benzoylecognine	3300 ng/mL In Blood (unspecified) @ Autopsy
1784ai	28 y M	levamisole	2	2	A	Ingst+ Par	Int-A	2		

(Continued)

**Table 21.** Listing of Fatal Nonpharmaceutical and Pharmaceutical Exposures.

Annual Report ID	Age	Substances	Substance Rank	Cause Rank	Chronicity	Route	Reason	RCF	Analyte	Blood Concentration @ Time
1785i	28 y F	heroin	1	1	A/C	Unk	Int-A	1		
		methadone	2	2						
		oxycodone	3	3						
		alprazolam	4	4						
		acetaminophen	5	5						
		quinine	6	6						
1786ai	28 y F	amphetamine (hallucinogenic)	1	1	U	Unk	Int-A	2		
		methamphetamine	1	1						
1787ai	29 y M				A	Unk	Int-A	2		
1788ai	29 y M	heroin	1	1	A	Unk	Int-A	2		
		codeine	2	2						
1789pha	29 y M	heroin	1	1	A	Unk	Int-A	1		
		cocaine	2	2						
		sertraline	3	3						
		diphenhydramine	4	4						
		benztropine	5	5						
		hydroxyzine	6	6						
		codeine	7	7						
		quinine	8	8						
1790ai	29 y F	heroin	1	1	A	Unk	Int-A	2		
		ethanol	2	2						
1791p	29 y M	heroin	1	1	U	Ingst+ Inhal	Int-A	2		
		phencyclidine	1	1						
1792ai	29 y M	ethanol	2	2	A	Ingst+ Par	Int-A	2	ethanol	124 mg/dL In Blood (unspecified) @ Unknown
		acetaminophen/oxycodone	3	3						
		marijuana	4	4						
		drug, unknown	5	5						
1793ai	29 y M	heroin	1	1	A	Ingst+ Par	Int-A	2		
		sertraline	2	2						
		chlorpromazine	3	3						
		trazodone	4	4						
		ethanol	5	5						
1794	29 y F	heroin	1	1	U	Unk	Unk	2		
		oxycodone	2	2						
		diphenhydramine	3	3						
		quinine	4	4						
		codeine	5	5						
1795ai	29 y M	methamphetamine	1	1	A	Ingst+ Par	Int-A	2		
1796	29 y F	heroin	1	1	A	Ingst	Int-M	1		
		ethanol	2	2						
1797ai	29 y M	methamphetamine	1	1	A	Ingst+ Par	Int-A	2		
1798ai	29 y M	heroin	1	1	A	Unk	Int-A	2		
		diphenhydramine	2	2						
		dextromethorphan	3	3						
		quinine	4	4						
		codeine	5	5						
1799ai	29 y F	heroin	1	1	U	Ingst+ Unk	Int-A	2		
		dextromethorphan	2	2						
		codeine	3	3						
		methamphetamine	1	1						
		venlafaxine	2	2						
		acetaminophen/hydrocodone	3	3						

(Continued)

**Table 21.** Listing of Fatal Nonpharmaceutical and Pharmaceutical Exposures.

Annual Report ID	Age	Substances	Substance Rank	Cause Rank	Chronicity	Route	Reason	RCF	Analyte	Blood Concentration @ Time	
1800pha	29 y F	quetiapine	4	4	A/C	Par	Int-A	1			
		heroin	1	1						morphine (free)	220 ng/mL In Whole Blood @ Autopsy
		heroin	1	1						6-monoacetylmorphine	890 ng/mL In Urine (quantitative only) @ Autopsy
1801ai	30 y M	cocaine	2	2	A	Unk	Int-A	2			
		ethanol	3	3							
		heroin	1	1							
		methadone	2	2							
		cocaine	3	3							
		hydrocodone	4	4							
		oxycodone	5	5							
		doxylamine	6	6							
		diphenhydramine	7	7							
		citalopram	8	8							
1802ph	30 y M	quinine	9	9	A	Unk	Int-A	3			
		acetaminophen	10	10							
1803ai	30 y M	heroin	1	1	U	Unk	Int-A	2			
		cyanide	2	2							
		cocaine	1	1							
1804ai	30 y M	methamphetamine	2	2	U	Ingst+ Aspir+ Unk	Int-A	2			
		amphetamine	3	3							
		acetaminophen/ hydrocodone	1	1							
1805pai	30 y M	heroin	2	2	U	Ingst+ Unk	Unt-M	2			
		heroin	1	1						6-monoacetylmorphine	1 Other (see abst) In Urine (quantitative only) @ Autopsy
		heroin	1	1						codeine	1 Other (see abst) In Urine (quantitative only) @ Autopsy
		heroin	1	1						morphine	1 Other (see abst) In Urine (quantitative only) @ Autopsy
		heroin	1	1						morphine	93 ng/mL In Whole Blood @ Autopsy
		ethanol	2	2						ethanol	0.13 % (wt/Vol) In Blood (unspecified) @ Autopsy
		ethanol	2	2						ethanol	0.14 % (wt/Vol) In Vitreous @ Autopsy
		diphenhydramine	3	3						diphenhydramine	1 Other (see abst) In Blood (unspecified) @ Autopsy
		caffeine	4	4						caffeine	1 Other (see abst) In Blood (unspecified) @ Autopsy
		caffeine	4	4						caffeine	1 Other (see abst) In Urine (quantitative only) @ Autopsy
1806pai	30 y M	heroin	4	4	U	Ingst+ Unk	Int-A	2			
		heroin	1	1						codeine	1 Other (see abst) In Blood (unspecified) @ Autopsy
		heroin	1	1						morphine	1 Other (see abst) In Urine (quantitative only) @ Autopsy
		heroin	1	1						6-monoacetylmorphine	1 Other (see abst) In Urine (quantitative only) @ Autopsy

(Continued)

**Table 21.** Listing of Fatal Nonpharmaceutical and Pharmaceutical Exposures.

Annual Report ID	Age	Substances	Substance Rank	Cause Rank	Chronicity	Route	Reason	RCF	Analyte	Blood Concentration @ Time
		heroin	1	1					codeine	1 Other (see abst) In Urine (quantitative only) @ Autopsy
		heroin	1	1					6-monoacetylmorphine	11 ng/mL In Blood (unspecified) @ Autopsy
		heroin	1	1					morphine	184 ng/mL In Blood (unspecified) @ Autopsy
		ethanol	2	2					ethanol	0.17 % (wt/Vol) In Blood (unspecified) @ Autopsy
		ethanol	2	2					ethanol	0.18 % (wt/Vol) In Vitreous @ Autopsy
		diphenhydramine	3	3					diphenhydramine	1 Other (see abst) In Blood (unspecified) @ Autopsy
		caffeine *	5	4					caffeine	1 Other (see abst) In Blood (unspecified) @ Autopsy
		caffeine *	5	4					caffeine	1 Other (see abst) In Urine (quantitative only) @ Autopsy
		hydrocodone *	4	4					hydrocodone	1 Other (see abst) In Urine (quantitative only) @ Autopsy
		hydrocodone *	4	4					dihydrocodeine	1 Other (see abst) In Urine (quantitative only) @ Autopsy
		hydrocodone *	4	4					hydrocodone	11 ng/mL In Blood (unspecified) @ Autopsy
1807ai	30 y M	nicotine	6	6						
		heroin	1	1	A	Unk	Int-A	2		
		diphenhydramine	2	2						
		dextromethorphan	3	3						
		codeine	4	4						
1808ai	30 y F				A	Ingst+ Unk	Int-A	2		
		heroin	1	1						
		bupropion	2	2						
		ethanol	3	3						
1809ai	30 y F				U	Ingst+ Inhal	Int-A	2		
		phencyclidine	1	1						
		acetaminophen/ hydrocodone	2	2						
		oxycodone	3	3						
1810ai	31 y F				A	Ingst+ Unk	Int-A	2		
		heroin	1	1						
		oxycodone	2	2						
		cocaine	3	3						
		clonazepam	4	4						
		sertraline	5	5						
		ethanol (non-beverage)	6	6						
1811ai	31 y M				A	Unk	Int-A	2		
		heroin	1	1						
		hydrocodone	2	2						
		alprazolam	3	3						
		codeine	4	4						
		quinine	5	5						
		diltiazem	6	6						
1812ai	31 y M				A	Par	Int-A	2		
		heroin	1	1						
		codeine	2	2						
1813p	31 y M				A	Par	Int-A	1		
		heroin	1	1						
1814ai	31 y M				A	Ingst+ Par	Int-A	2		
		heroin	1	1						
		cocaine	2	2						
		citalopram	3	3						
		alprazolam	4	4						
		quinine	5	5						

(Continued)



**Table 21.** Listing of Fatal Nonpharmaceutical and Pharmaceutical Exposures.

Annual Report ID	Age	Substances	Substance Rank	Cause Rank	Chronicity	Route	Reason	RCF	Analyte	Blood Concentration @ Time
1815p	31 y M	heroin ethanol	1 2	1 2	A/C	Par	Int-A	1	ethanol	327 mg/dL In Blood (unspecified) @ 30 m (pe)
1816ai	31 y M	methamphetamine	1	1	U	Par	Int-A	2		
1817ai	31 y M	heroin cocaine ethanol	1 2 3	1 2 3	A	Ingst+ Unk	Int-A	2		
1818ai	31 y M	heroin methadone tramadol clonazepam lamotrigine fluoxetine amphetamine diphenhydramine quinine codeine	1 2 3 4 5 6 7 8 9 10	1 2 3 4 5 6 7 8 9 10	A	Unk	Int-A	2		
1819ai	31 y M	heroin ethanol	1 2	1 2	A	Ingst+ Par	Int-M	2		
1820ai	31 y M	heroin cocaine methylone codeine	1 2 3 4	1 2 3 4	A	Unk	Int-A	2		
1821h	31 y F	heroin cocaine	1 2	1 2	U	Par	Unk	3		
1822	31 y F	cocaine opioid	1 2	1 2	U	Ingst	Unk	3		
1823ai	32 y M	methamphetamine amphetamine	1 2	1 2	U	Unk	Oth-M	2		
1824ai	32 y M	heroin	1	1	A	Par	Int-A	2		
1825ai	32 y F	heroin methadone cocaine	1 2 3	1 2 3	A	Par+ Unk	Int-A	2		
1826ai	32 y M	heroin diphenhydramine	1 2	1 2	A	Par	Int-A	2		
1827ai	32 y M	heroin ethanol	1 2	1 2	A	Ingst+ Par	Int-A	2		
1828pa	32 y F	heroin cocaine	1 2	1 2	A	Par	Int-S	1	morphine benzoylecognine	77 mcg/L In Blood (unspecified) @ Autopsy 2.4 mg/L In Blood (unspecified) @ Autopsy
1829ai	32 y F	cocaine heroin	1 2	1 2	A	Unk	Int-A	2		
1830ai	32 y M	heroin oxycodone alprazolam diphenhydramine codeine	1 2 3 4 5	1 2 3 4 5	A	Unk	Int-A	2		
1831ha	32 y F	cocaine	1	1	U	Unk	Unk	1	cocaine	0.1 mg/L In Blood (unspecified) @ Unknown

(Continued)

**Table 21.** Listing of Fatal Nonpharmaceutical and Pharmaceutical Exposures.

Annual Report ID	Age	Substances	Substance Rank	Cause Rank	Chronicity	Route	Reason	RCF	Analyte	Blood Concentration @ Time
1832pa	32 y F	cocaine	1	1	A	Par	Int-A	2	benzoylecognine	2.92 mg/L In Blood (unspecified) @ Unknown
		methadone	2	2					norfentanyl	3.9 ng/mL In Whole Blood @ Autopsy
		fentanyl	3	3					fentanyl	46 ng/mL In Whole Blood @ Autopsy
		midazolam	4	4					midazolam	220 ng/mL In Whole Blood @ Autopsy
		morphine	5	5					morphine (free)	130 ng/mL In Whole Blood @ Autopsy
		cocaine	1	1					benzoylecognine	0.2 mg/L In Blood (unspecified) @ Autopsy
		heroin	2	2					morphine (free)	20 mcg/L In Blood (unspecified) @ Autopsy
1833	32 y M	fluoxetine	3	3	U	Ingst	Int-U	2	fluoxetine	0.6 mg/L In Blood (unspecified) @ Autopsy
		citalopram	4	4					citalopram	0.1 mg/L In Blood (unspecified) @ Autopsy
		dextromethorphan	5	5					dextromethorphan	0.07 mg/L In Blood (unspecified) @ Autopsy
1834pha	32 y M	hydroxyzine	6	6	U	Ingst	Int-A	1	hydroxyzine	0.06 mg/L In Blood (unspecified) @ Autopsy
		quinine	7	7					quinine	
1835	32 y F	cocaine	1	1	A	Ingst	Int-S	3	benzoylecognine	280 ng/mL In Blood (unspecified) @ Autopsy
		amitriptyline	2	2						
[1836ha]	32 y M	opioid	3	3	A	Ingst	Int-M	1	amphetamine	24317.5 ng/mL In Urine (quantitative only) @ Autopsy
		phencyclidine	1	1						
		trazodone	2	2						
		fluoxetine	3	3						
1837a	32 y M	carbamazepine	4	4	C	Ingst	Int-M	1	methamphetamine	
		methamphetamine	1	1						
		morphine	2	2						
		diazepam	3	3						
1838ai	33 y F	methamphetamine	1	1	U	Ingst+ Unk	Int-A	2	methamphetamine	
		morphine	2	2						
		diazepam	3	3						
1839	33 y M	methamphetamine	1	1	U	Unk	Unk	1	methamphetamine	
		marijuana	2	2						
1840ai	33 y M	cocaine	1	1	U	Ingst+ Unk	Int-A	2	cocaine	
		droperidol/fentanyl	2	2						
		diazepam	3	3						
1841ai	33 y M	diazepam	3	3	A	Unk	Int-A	2	heroin	
		heroin	1	1						
		carbamazepine	2	2						
		quinine	3	3						
1842ai	33 y M	codeine	4	4	A	Unk	Int-A	2	heroin	
		heroin	1	1						
		cocaine	2	2						
		3,4-methylene-dioxyamphetamine (MDA)	3	3						

(Continued)

**Table 21.** Listing of Fatal Nonpharmaceutical and Pharmaceutical Exposures.

Annual Report ID	Age	Substances	Substance Rank	Cause Rank	Chronicity	Route	Reason	RCF	Analyte	Blood Concentration @ Time		
1843ai	33 y F	alprazolam	4	4	A	Ingst+ Par	Int-A	2				
		heroin	1	1								
		cocaine	2	2								
		citalopram	3	3								
		oxymorphone	4	4								
		alprazolam	5	5								
1844ai	33 y F	codeine	6	6	A	Par+ Unk	Int-A	2				
		heroin	1	1								
		methadone	2	2								
		cocaine	3	3								
		alprazolam	4	4								
1845p	33 y M	cocaine	1	1	A	Ingst+ Inhal	Int-A	2	benzoylceognine	3.4 mg/L In Blood (unspecified) @ Autopsy		
		acetaminophen/oxycodone	2	2					oxycodone	0.25 mg/L In Blood (unspecified) @ Autopsy		
		acetaminophen/oxycodone	2	2					acetaminophen	16.9 mg/L In Blood (unspecified) @ Autopsy		
1846pha	33 y F	heroin	1	1	A	Ingst	Unk	3				
		alprazolam	2	2								
		methadone	3	3							methadone metabolite	0.054 mg/L In Blood (unspecified) @ Autopsy
		methadone	3	3							methadone	0.545 mg/L In Blood (unspecified) @ Autopsy
		citalopram	4	4							citalopram	0.044 mg/L In Blood (unspecified) @ Autopsy
beta blocker	5	5	propranolol	0.118 mg/L In Blood (unspecified) @ Autopsy								
1847p	34 y F	heroin	1	1	A	Ingst+ Unk	Unk	1				
		nortriptyline	2	2								
		cyclobenzaprine	3	3								
1848ai	34 y M	heroin	1	1	A	Unk	Int-A	2				
		ethanol	2	2								
1849h	34 y F				A/C	Ingst+ Inhal+ Unk	Int-A	1				
		amphetamine (hallucinogenic)	1	1								
		ethanol	2	2								
1850ai	34 y M	heroin	3	3	A	Ingst+ Par	Int-A	2				
		oxycodone	1	1								
		cocaine	2	2								
		citalopram	3	3								
		diphenhydramine	4	4								
		quinine	5	5								
1851ai	34 y M	heroin	1	1	A	Unk	Int-A	2				
		codeine	2	2								
1852ai	34 y M	heroin	1	1	A	Ingst+ Unk	Int-A	2				
		ethanol	2	2								
		amphetamine	3	3								
1853ai	34 y M	THC homolog, XLR-11	1	1	A	Inhal	Int-A	2				
		THC homolog, UR-144	2	2								
1854	34 y M				A	Ingst	Int-A	1				

(Continued)

**Table 21.** Listing of Fatal Nonpharmaceutical and Pharmaceutical Exposures.

Annual Report ID	Age	Substances	Substance Rank	Cause Rank	Chronicity	Route	Reason	RCF	Analyte	Blood Concentration @ Time
		phencyclidine	1	1					phencyclidine	0.04 mg/L In Blood (unspecified) @ Autopsy
1855ai	34 y F	ethanol	2	2	A	Ingst+ Par	Int-A	2		
		heroin	1	1						
		quetiapine	2	2						
		carbamazepine	3	3						
		quinine	4	4						
1856ai	34 y F	cocaine	1	1	A	Unk	Int-A	2		
		methadone	2	2						
1857ai	34 y M	heroin	1	1	A	Unk	Int-A	2		
		phencyclidine	2	2						
1858p	34 y M	heroin	1	1	A	Unk	Int-A	2	morphine (free)	120 ng/mL In Blood (unspecified) @ Autopsy
		ethanol	2	2					ethanol	174 mg/dL In Blood (unspecified) @ Autopsy
1859ai	35 y F	heroin	1	1	A	Unk	Int-A	2		
		cocaine	2	2						
		sertraline	3	3						
		acetaminophen	4	4						
1860ai	35 y M	methamphetamine	1	1	U	Unk	Int-A	2		
1861ai	35 y M	heroin	1	1	A	Par	Int-A	2		
		quinine	2	2						
1862ph	35 y F	heroin	1	1	A/C	Inhal+ Par	Int-A	2		
		cocaine	2	2						
1863ai	35 y M	heroin	1	1	A	Ingst+ Unk	Int-A	2		
		methadone	2	2						
		alprazolam	3	3						
1864pa	35 y F	cocaine	1	1	A	Ingst	Int-U	2		
		alprazolam	2	2						
		carisoprodol	3	3						
1865ai	36 y M	heroin	1	1	A	Ingst+ Unk	Int-A	2		
		diphenhydramine	2	2						
		codeine	3	3						
		ethanol	4	4						
1866ai	36 y M	heroin	1	1	A	Par	Int-A	2		
		quinine	2	2						
1867p	36 y M	cocaine	1	1	A	Inhal	Unk	2		
		bupropion	2	2						
1868p	36 y M	heroin	1	1	U	Par	Int-A	1		
		cocaine	2	2						
1869h	37 y F	amphetamine	1	1	A	Ingst	Int-S	3		
		alprazolam	2	2						
		opioid	3	3						
1870ai	37 y F	methamphetamine	1	1	U	Ingst+ Unk	Int-A	2		
		ethanol	2	2						
1871ai	37 y M	heroin	1	1	A	Ingst+ Par	Int-A	2		
		oxycodone	2	2						
		tramadol	3	3						
		clonazepam	4	4						
		codeine	5	5						
1872ai	37 y F	heroin	1	1	A	Ingst+ Unk	Int-A	2		

(Continued)

**Table 21.** Listing of Fatal Nonpharmaceutical and Pharmaceutical Exposures.

Annual Report ID	Age	Substances	Substance Rank	Cause Rank	Chronicity	Route	Reason	RCF	Analyte	Blood Concentration @ Time
1873p	37 y M	amitriptyline	2	2	U	Ingst+ Unk	Unk	2		
		heroin	1	1						
1874ai	38 y M	alprazolam	2	2	A	Unk	Int-A	2		
		heroin	1	1						
1875ai	38 y F	cocaine	2	2	A	Ingst+ Par	Int-A	2		
		citalopram	3	3						
		quinine	4	4						
		heroin	1	1						
		cocaine	2	2						
		sertraline	3	3						
		doxylamine	4	4						
		diphenhydramine	5	5						
quinine	6	6								
1876pha	38 y F	codeine	7	7	A	Ingst	Int-A	2		
		amphetamine (hallucinogenic) *	2	1						
1877h	38 y F	bupropion *	1	1	U	Ingst	Int-S	1	bupropion	9400 ng/mL In Whole Blood @ Autopsy
		propranolol	3	3						
1878ai	38 y M	caffeine	1	1	A	Unk	Int-A	2		
		diphenhydramine	2	2						
1879ai	38 y M	heroin	1	1	A	Ingst+ Par	Int-A	2		
		diphenhydramine	2	2						
		codeine	3	3						
		heroin	1	1						
		methadone	2	2						
		trazodone	3	3						
1880ai	38 y M	oxycodone	4	4	A	Par	Int-A	2		
		quinine	5	5						
1881ai	39 y M	codeine	6	6	A	Par	Int-A	2		
		heroin	1	1						
1882ai	39 y M	quinine	2	2	U	Ingst	Int-A	2		
		heroin	1	1						
		cocaine	2	2						
		diphenhydramine	3	3						
		codeine	4	4						
1883ai	39 y F	quinine	5	5	A	Ingst+ Par	Int-A	2		
		phentermine	1	1						
		morphine	2	2						
		heroin	1	1						
		trazodone	2	2						
		citalopram	3	3						
1884ai	39 y M	bupropion	4	4	U	Inhal	Int-A	2		
		cocaine	5	5						
		ethanol	6	6						
		heroin	1	1						
		cocaine	2	2						
		phenacyclidine	1	1						
1885ai	39 y M	dextromethorphan	3	3	A	Unk	Int-A	2		
		quinine	4	4						
		heroin	1	1						
		cocaine	2	2						
1886pa	39 y M	heroin	1	1	A	Inhal	Int-A	2		
		marijuana	2	2						
1887h	40 y M	gamma-hydroxybutyric acid	1	1	A/C	Ingst	Unk	2		
		cadmium	2	2						
		cadmium	2	2						

(Continued)

**Table 21.** Listing of Fatal Nonpharmaceutical and Pharmaceutical Exposures.

Annual Report ID	Age	Substances	Substance Rank	Cause Rank	Chronicity	Route	Reason	RCF	Analyte	Blood Concentration @ Time
1888ai	40 y M	heroin	1	1	A	Unk	Int-A	2		
		cocaine	2	2						
		quinine	3	3						
1889ai	40 y M	heroin	1	1	A	Unk	Int-A	2		
1890ai	40 y F	cocaine	1	1	U	Unk	Int-A	2		
1891ai	40 y M	heroin	1	1	U	Unk	Int-A	2		
1892ai	40 y M	heroin	1	1	A	Ingst+ Unk	Int-A	2		
		cocaine	2	2						
		oxycodone	3	3						
		citalopram	4	4						
		hydrocodone	5	5						
		acetaminophen	6	6						
		ethanol	7	7						
1893ai	40 y M	heroin	1	1	A	Unk	Int-A	2		
		cocaine	2	2						
		codeine	3	3						
1894ai	40 y F	heroin	1	1	A	Ingst+ Unk	Int-A	2		
		cocaine	2	2						
		oxycodone	3	3						
		acetaminophen	4	4						
		diphenhydramine	5	5						
1895ai	40 y M	heroin	1	1	A	Ingst+ Unk	Int-A	2		
		doxylamine	2	2						
		citalopram	3	3						
		ethanol	4	4						
1896ai	40 y F	methamphetamine	1	1	U	Unk	Int-A	2		
1897p	40 y M	heroin	1	1	A	Ingst+ Unk	Int-A	1		
		ethanol	2	2						
		bite (rodent)	3	3						
1898pa	40 y M				U	Ingst+ Inhal+ Aspir+ Unk	Int-A	2		
		cocaine	1	1					benzoylecognine	0.12 mg/L In Blood (unspecified) @ Unknown
		opioid	2	2						
		phencyclidine	3	3						
		ethanol	4	4					ethanol	123 mg/dL In Blood (unspecified) @ Unknown
1899ai	41 y M	cocaine	1	1	A	Ingst+ Par	Int-A	2		
		heroin	2	2						
		amitriptyline	3	3						
		bupropion	4	4						
1900ai	41 y M	cocaine	1	1	A	Unk	Int-U	2		
		diazepam	2	2						
		clonazepam	3	3						
		alprazolam	4	4						
		citalopram	5	5						
		acetaminophen	6	6						
1901ai	41 y M	methamphetamine	1	1	U	Ingst+ Unk	Int-A	2		
		alprazolam	2	2						
		ethanol	3	3						
1902ai	41 y M	heroin	1	1	A	Par+ Unk	Int-A	2		
		cocaine	2	2						
		codeine	3	3						
1903ai	41 y M				A	Ingst+ Par	Int-A	2		

(Continued)

**Table 21.** Listing of Fatal Nonpharmaceutical and Pharmaceutical Exposures.

Annual Report ID	Age	Substances	Substance Rank	Cause Rank	Chronicity	Route	Reason	RCF	Analyte	Blood Concentration @ Time
1904ai	41 y M	heroin	1	1	A	Unk	Int-A	2		
		diphenhydramine	2	2						
		ethanol	3	3						
1905ai	41 y M	heroin	1	1	U	Ingst	Int-A	2		
		cocaine	2	2						
		ethanol (non-beverage)	3	3						
1906ai	41 y F	methamphetamine	1	1	A	Unk	Unt-G	2		
1907a	42 y M	heroin	1	1	A	Unk	Int-A	1		
		diphenhydramine	2	2						
		citalopram	3	3						
		methamphetamine	1	1					methamphetamine	3317 ng/mL In Urine (quantitative only) @ 0 d (pe)
		methamphetamine	1	1					methamphetamine	52.3 ng/mL In Blood (unspecified) @ Autopsy
		methamphetamine	1	1					amphetamine	618 ng/mL In Urine (quantitative only) @ 0 d (pe)
		methamphetamine	1	1					methamphetamine	89.3 ng/mL In Blood (unspecified) @ 0 d (pe)
		heroin	2	2					fentanyl	0.7 ng/mL In Blood (unspecified) @ Autopsy
		heroin	2	2					morphine	1000 ng/mL In Urine (quantitative only) @ 0 d (pe)
		heroin	2	2					hydromorphone	133 ng/mL In Urine (quantitative only) @ 0 d (pe)
		heroin	2	2					codeine	1648 ng/mL In Urine (quantitative only) @ 0 d (pe)
		heroin	2	2					codeine	19.3 ng/mL In Blood (unspecified) @ Autopsy
		heroin	2	2					fentanyl	2.8 ng/mL In Urine (quantitative only) @ 0 d (pe)
		heroin	2	2					morphine	252 ng/mL In Blood (unspecified) @ Autopsy
		heroin	2	2					6-monoacetylmorphine	310 ng/mL In Urine (quantitative only) @ 0 d (pe)
heroin	2	2	codeine	41.6 ng/mL In Blood (unspecified) @ 0 d (pe)						
heroin	2	2	morphine	654 ng/mL In Blood (unspecified) @ 0 d (pe)						
1908ai	42 y M	heroin	1	1	A	Ingst+ Unk	Int-A	2		
1909ai	42 y M	cocaine	2	2	A	Par	Int-A	2		
		ethanol	3	3						
		heroin	1	1						
1910ai	42 y M	cocaine	2	2	A	Ingst+ Unk	Int-A	2		
		methadone	3	3						
		heroin	1	1						
1911ai	42 y M	ethanol	2	2	A	Inhal+ Unk	Int-A	2		
		heroin	1	1						
1912ai	43 y M	benzodiazepine	2	2	A	Ingst+ Unk	Int-A	2		
		marijuana	3	3						
		heroin	1	1						

(Continued)

**Table 21.** Listing of Fatal Nonpharmaceutical and Pharmaceutical Exposures.

Annual Report ID	Age	Substances	Substance Rank	Cause Rank	Chronicity	Route	Reason	RCF	Analyte	Blood Concentration @ Time		
1913ai	43 y M	heroin	1	1	A	Par	Int-A	2				
		cocaine	2	2								
		ethanol (non-beverage)	3	3								
		quinine	4	4								
1914ai	43 y M	heroin	1	1	A	Unk	Int-A	2				
		dextromethorphan	2	2								
		codeine	3	3								
1915p	43 y F	heroin	1	1	A	Ingst	Int-A	2				
		cocaine	2	2								
		phencyclidine	3	3								
		dextromethorphan	4	4								
1916pha	43 y F	cocaine	1	1	U	Ingst	Int-A	1	benzoylecognine	0.31 mg/L In Blood (unspecified) @ Autopsy		
		cocaine	1	1					benzoylecognine	0.34 mg/L In Vitreous @ Autopsy		
		methadone	2	2					methadone	0.06 mg/L In Blood (unspecified) @ Autopsy		
		opioid	3	3					phencyclidine	0.23 mg/L In Blood (unspecified) @ Autopsy		
		phencyclidine	4	4								
1917ai	44 y M	heroin	1	1	A	Unk	Int-A	2				
		heroin	1	1							morphine (free)	370 ng/mL In Blood (unspecified) @ Unknown
		carisoprodol	2	2							6-monoacetylmorphine	460 ng/mL In Blood (unspecified) @ Unknown
1918ai	44 y F	heroin	1	1	U	Ingst+ Unk	Unk	2				
		methamphetamine	1	1								
		codeine	2	2								
		oxycodone	3	3								
		fluoxetine	4	4								
diazepam	5	5										
1919ai	44 y M	cocaine	1	1	A	Ingst+ Unk	Int-A	2				
		ethanol	2	2								
1920ai	44 y M	heroin	1	1	A	Inhal	Int-A	2				
		alprazolam	2	2								
		cocaine	3	3								
		amitriptyline	4	4								
		diphenhydramine	5	5								
		oxycodone	6	6								
		quinine	7	7								
		codeine	8	8								
1921ai	44 y M	methamphetamine	1	1	U	Unk	Int-A	2				
		amphetamine	2	2								
1922ai	44 y M	methamphetamine	1	1	U	Unk	Int-A	2				
1923ai	44 y M	heroin	1	1	A	Unk	Int-A	2				
		oxycodone	2	2								
		dextromethorphan	3	3								
		ethanol	4	4								
1924ai	44 y M	cocaine	1	1	U	Unk	Int-A	2				

(Continued)

Clinical Toxicology Downloaded from informahealthcare.com by 71.16.53.66 on 01/06/15 For personal use only.



**Table 21.** Listing of Fatal Nonpharmaceutical and Pharmaceutical Exposures.

Annual Report ID	Age	Substances	Substance Rank	Cause Rank	Chronicity	Route	Reason	RCF	Analyte	Blood Concentration @ Time
1925ai	44 y M	acetone	2	2	A	Ingst+ Unk	Int-A	2		
		cyclobenzaprine	3	3						
		heroin	1	1						
1926pha	44 y M	methadone	2	2	A	Ingst	Int-A	2		
		trazodone	3	3						
		ethanol	4	4						
		amphetamines (hallucinogenic)	1	1						
1927ai	44 y M	methadone	2	2	A	Inhal+ Par+ Unk	Int-A	2	methadone	0.2 mg/L In Serum @ 3 h (pe)
		ethanol	3	3					ethanol	0.01 g/dL In Serum @ 0 m (pe)
		benzodiazepine	4	4						
1928ai	44 y F	heroin	1	1	U	Unk	Int-A	2		
		cocaine	2	2						
		dextromethorphan	3	3						
		oxycodone	4	4						
		hydrocodone	5	5						
		acetaminophen	6	6						
		codeine	7	7						
1929ai	44 y F	methamphetamine	1	1	U	Unk	Int-A	2		
		morphine	2	2						
		fentanyl	3	3						
1930ai	45 y M	methamphetamine	1	1	A	Ingst+ Par	Int-A	2		
		heroin	1	1						
		trazodone	2	2						
		citalopram	3	3						
		doxepin	4	4						
		quinine	5	5						
codeine	6	6								
1931ai	45 y M	cocaine	1	1	U	Unk	Int-A	2		
1932ai	45 y M	cocaine	1	1	A	Ingst+ Unk	Int-A	2		
		ethanol	2	2						
1933ai	45 y M	heroin	1	1	A	Inhal	Int-A	2		
		fluoxetine	2	2						
		diphenhydramine	3	3						
		codeine	4	4						
1934ai	45 y M	heroin	1	1	A	Unk	Int-A	2		
		cocaine	2	2						
		oxycodone	3	3						
		codeine	4	4						
1935ai	45 y M	heroin	1	1	A	Ingst+ Par	Int-A	2		
		tramadol	2	2						
		oxycodone	3	3						
		ethanol	4	4						
1936ph	45 y M	heroin	1	1	A	Unk	Int-U	2		
1937p	45 y F	heroin	1	1	A	Unk	Int-A	1		
		methamphetamine	1	1						
1938ai	46 y F	ethanol	2	2	U	Unk	Int-A	2		
		cocaine	1	1						
1939ai	46 y M	cocaine	1	1	A	Unk	Int-A	2		
		heroin	1	1						
		cocaine	2	2						
1940ai	46 y M	ethanol (non-beverage)	3	3	A	Unk	Int-A	2		
		heroin	1	1						
		cocaine	2	2						

(Continued)

**Table 21.** Listing of Fatal Nonpharmaceutical and Pharmaceutical Exposures.

Annual Report ID	Age	Substances	Substance Rank	Cause Rank	Chronicity	Route	Reason	RCF	Analyte	Blood Concentration @ Time
1941ai	46 y M	heroin	1	1	A	Unk	Int-A	2		
		diazepam	2	2						
		oxycodone	3	3						
1942ai	46 y M	heroin	1	1	A	Unk	Int-A	2		
		clonazepam	2	2						
		quetiapine	3	3						
		citalopram	4	4						
		acetaminophen	5	5						
		buspirone	6	6						
1943ai	46 y M	heroin	1	1	A	Ingst+ Par	Int-A	2		
		cocaine	2	2						
		diphenhydramine	3	3						
		dextromethorphan	4	4						
		quinine	5	5						
		codeine	6	6						
		ethanol	7	7						
1944ai	46 y M	heroin	1	1	A	Ingst+ Par	Int-A	2		
		codeine	2	2						
		ethanol	3	3						
1945ai	46 y M	heroin	1	1	A	Ingst+ Par	Int-U	2		
		paroxetine	2	2						
		hydroxyzine	3	3						
		doxylamine	4	4						
		dextromethorphan	5	5						
		ethanol	6	6						
1946ai	47 y F	heroin	1	1	A	Unk	Int-A	2		
		diphenhydramine	2	2						
1947ai	47 y F	methamphetamine	1	1	U	Unk	Int-A	2		
		acetaminophen/ hydrocodone	2	2						
1948ai	47 y M	methamphetamine	1	1	U	Unk	Int-A	2		
1949ai	47 y M	heroin	1	1	U	Ingst+ Par	Int-A	2		
		acetaminophen/ hydrocodone	2	2						
1950ai	47 y M	cocaine	1	1	A	Ingst+ Unk	Int-A	2		
		phenobarbital	2	2						
1951h	47 y M	cocaine/heroin	1	1	U	Unk	Int-A	2		
1952ai	47 y M	heroin	1	1	A	Par+ Unk	Int-A	2		
		clonazepam	2	2						
1953ai	47 y M	heroin	1	1	A	Ingst+ Unk	Int-A	2		
		ethanol	2	2						
1954ai	47 y M	heroin	1	1	A	Ingst+ Inhal	Int-A	2		
		codeine	2	2						
		ethanol	3	3						
1955ai	48 y F	cocaine	1	1	A	Inhal	Int-A	2		
1956ai	48 y M	cocaine	1	1	A	Ingst+ Unk	Int-A	2		
		ethanol (non- beverage)	2	2						
		primidone	3	3						
1957ai	48 y M	heroin	1	1	A	Ingst+ Par	Int-A	2		
		olanzapine	2	2						
		quinine	3	3						
		codeine	4	4						
1958ai	48 y M	heroin	1	1	A	Unk	Int-A	2		

(Continued)

**Table 21.** Listing of Fatal Nonpharmaceutical and Pharmaceutical Exposures.

Annual Report ID	Age	Substances	Substance Rank	Cause Rank	Chronicity	Route	Reason	RCF	Analyte	Blood Concentration @ Time																																																																																																																																																																																																																																																																																																																				
1959ai	48 y M	methadone	2	2	U	Unk	Int-A	2																																																																																																																																																																																																																																																																																																																						
		ethanol	3	3							1960ai	48 y M	methamphetamine	1	1	A	Unk	Int-A	2			cocaine	1	1	1961	48 y M	oxycodone	2	2	U	Unk	Unk	2			diphenhydramine	3	3	acetaminophen	4	4				1962ai	48 y M	cocaine	1	1	A	Ingst+ Unk	Int-A	2			heroin	1	1	1963ph	48 y M	ethanol	2	2	A	Ingst	Int-A	2			cocaine	1	1	1964ai	49 y M	amphetamine	2	2	A	Unk	Int-A	2			marijuana	3	3	heroin	1	1	1965ai	49 y F	methadone	2	2	A	Par	Int-A	2			heroin	1	1	1966ai	49 y M	chlordiazepoxide	2	2	A	Unk	Int-A	2			quinine	3	3	heroin	1	1	1967ai	49 y F	cocaine	2	2	A	Unk	Int-A	2			citalopram	3	3	dextromethorphan	4	4	heroin	1	1	1968ai	49 y M	clonazepam	2	2	A	Ingst+ Unk	Int-A	2			cocaine	3	3	nortriptyline	4	4	sertraline	5	5	cyclobenzaprine	6	6	diphenhydramine	7	7	heroin	1	1	1969ph	49 y M	ethanol (non-beverage)	2	2	A/C	Inhal	Int-A	2			cocaine	3	3	THC homolog drug, unknown	1	1	1970ai	49 y F		2	2	A	Unk	Int-A	2			heroin	1	1	quetiapine	2	2	1971ai	49 y M	sertraline	3	3	A	Ingst+ Unk	Int-A	2			heroin	1	1	cocaine	2	2	1972ai	49 y M	benzodiazepine	3	3	A	Unk	Int-A	2			quinine	4	4	ethanol	5	5	heroin	1	1	cocaine	2	2	1973ai	49 y M	diphenhydramine	3	3	A	Ingst+ Par	Int-A	2			dextromethorphan	4	4	bupropion	5	5	codeine	6	6	heroin	1	1	oxycodone	2	2	1974ph	49 y M	alprazolam	3	3	A	Ingst	Int-S	2			quinine	4	4	ethanol	5	5	heroin	1	1																													
1960ai	48 y M	methamphetamine	1	1	A	Unk	Int-A	2																																																																																																																																																																																																																																																																																																																						
		cocaine	1	1							1961	48 y M	oxycodone	2	2	U	Unk	Unk	2			diphenhydramine	3	3			acetaminophen	4	4										1962ai	48 y M	cocaine	1	1	A	Ingst+ Unk	Int-A	2			heroin	1	1	1963ph	48 y M	ethanol	2	2	A	Ingst	Int-A	2			cocaine	1	1	1964ai	49 y M	amphetamine	2	2	A			Unk	Int-A	2									marijuana	3	3	heroin	1	1	1965ai	49 y F	methadone	2	2	A	Par	Int-A	2			heroin			1	1	1966ai							49 y M	chlordiazepoxide	2	2	A	Unk			Int-A	2									quinine	3	3	heroin	1	1	1967ai	49 y F			cocaine	2	2							A	Unk	Int-A	2			citalopram	3	3	dextromethorphan	4	4	heroin	1	1	1968ai	49 y M	clonazepam			2	2	A							Ingst+ Unk	Int-A	2			cocaine			3	3	nortriptyline							4	4	sertraline	5	5	cyclobenzaprine			6	6	diphenhydramine							7	7	heroin	1	1	1969ph			49 y M	ethanol (non-beverage)	2							2	A/C	Inhal	Int-A	2			cocaine	3	3	THC homolog drug, unknown	1			1	1970ai	49 y F								2	2	A	Unk	Int-A	2			heroin	1	1	quetiapine	2	2			1971ai	49 y M	sertraline							3	3	A	Ingst+ Unk	Int-A	2			heroin	1	1	cocaine	2	2	1972ai	49 y M	benzodiazepine	3	3	A	Unk	Int-A	2			quinine	4	4	ethanol	5	5	heroin	1	1	cocaine	2	2	1973ai
1961	48 y M	oxycodone	2	2	U	Unk	Unk	2																																																																																																																																																																																																																																																																																																																						
		diphenhydramine	3	3																																																																																																																																																																																																																																																																																																																										
		acetaminophen	4	4																																																																																																																																																																																																																																																																																																																										
1962ai	48 y M	cocaine	1	1	A	Ingst+ Unk	Int-A	2																																																																																																																																																																																																																																																																																																																						
		heroin	1	1							1963ph	48 y M	ethanol	2	2	A	Ingst	Int-A	2			cocaine	1	1	1964ai	49 y M	amphetamine	2	2	A	Unk	Int-A	2			marijuana	3	3	heroin	1	1	1965ai	49 y F	methadone	2	2	A	Par	Int-A	2			heroin	1	1	1966ai	49 y M	chlordiazepoxide	2	2	A	Unk	Int-A	2			quinine	3	3	heroin	1	1	1967ai	49 y F	cocaine	2	2	A	Unk	Int-A	2			citalopram	3	3	dextromethorphan	4	4	heroin	1	1	1968ai	49 y M	clonazepam	2	2	A	Ingst+ Unk	Int-A	2			cocaine	3	3	nortriptyline	4	4	sertraline	5	5	cyclobenzaprine	6	6	diphenhydramine	7	7	heroin	1	1	1969ph	49 y M	ethanol (non-beverage)	2	2	A/C	Inhal	Int-A	2			cocaine	3	3	THC homolog drug, unknown	1	1	1970ai	49 y F		2	2	A	Unk	Int-A	2			heroin	1	1	quetiapine	2	2	1971ai	49 y M	sertraline	3	3	A	Ingst+ Unk	Int-A	2					heroin	1	1	cocaine	2		2	1972ai	49 y M	benzodiazepine	3	3						A	Unk	Int-A	2			quinine	4	4	ethanol	5	5	heroin	1	1	cocaine	2	2	1973ai	49 y M	diphenhydramine	3	3	A	Ingst+ Par	Int-A	2			dextromethorphan	4	4	bupropion	5	5	codeine	6	6	heroin	1	1	oxycodone	2	2	1974ph	49 y M	alprazolam	3	3	A	Ingst	Int-S	2			quinine	4	4	ethanol	5	5	heroin	1	1																																																																					
1963ph	48 y M	ethanol	2	2	A	Ingst	Int-A	2																																																																																																																																																																																																																																																																																																																						
		cocaine	1	1																																																																																																																																																																																																																																																																																																																										
1964ai	49 y M	amphetamine	2	2	A	Unk	Int-A	2																																																																																																																																																																																																																																																																																																																						
		marijuana	3	3																																																																																																																																																																																																																																																																																																																										
		heroin	1	1																																																																																																																																																																																																																																																																																																																										
1965ai	49 y F	methadone	2	2	A	Par	Int-A	2																																																																																																																																																																																																																																																																																																																						
		heroin	1	1																																																																																																																																																																																																																																																																																																																										
1966ai	49 y M	chlordiazepoxide	2	2	A	Unk	Int-A	2																																																																																																																																																																																																																																																																																																																						
		quinine	3	3																																																																																																																																																																																																																																																																																																																										
		heroin	1	1																																																																																																																																																																																																																																																																																																																										
1967ai	49 y F	cocaine	2	2	A	Unk	Int-A	2																																																																																																																																																																																																																																																																																																																						
		citalopram	3	3																																																																																																																																																																																																																																																																																																																										
		dextromethorphan	4	4																																																																																																																																																																																																																																																																																																																										
		heroin	1	1																																																																																																																																																																																																																																																																																																																										
1968ai	49 y M	clonazepam	2	2	A	Ingst+ Unk	Int-A	2																																																																																																																																																																																																																																																																																																																						
		cocaine	3	3																																																																																																																																																																																																																																																																																																																										
		nortriptyline	4	4																																																																																																																																																																																																																																																																																																																										
		sertraline	5	5																																																																																																																																																																																																																																																																																																																										
		cyclobenzaprine	6	6																																																																																																																																																																																																																																																																																																																										
		diphenhydramine	7	7																																																																																																																																																																																																																																																																																																																										
		heroin	1	1																																																																																																																																																																																																																																																																																																																										
1969ph	49 y M	ethanol (non-beverage)	2	2	A/C	Inhal	Int-A	2																																																																																																																																																																																																																																																																																																																						
		cocaine	3	3																																																																																																																																																																																																																																																																																																																										
		THC homolog drug, unknown	1	1																																																																																																																																																																																																																																																																																																																										
1970ai	49 y F		2	2	A	Unk	Int-A	2																																																																																																																																																																																																																																																																																																																						
		heroin	1	1																																																																																																																																																																																																																																																																																																																										
		quetiapine	2	2																																																																																																																																																																																																																																																																																																																										
1971ai	49 y M	sertraline	3	3	A	Ingst+ Unk	Int-A	2																																																																																																																																																																																																																																																																																																																						
		heroin	1	1																																																																																																																																																																																																																																																																																																																										
		cocaine	2	2																																																																																																																																																																																																																																																																																																																										
1972ai	49 y M	benzodiazepine	3	3	A	Unk	Int-A	2																																																																																																																																																																																																																																																																																																																						
		quinine	4	4																																																																																																																																																																																																																																																																																																																										
		ethanol	5	5																																																																																																																																																																																																																																																																																																																										
		heroin	1	1																																																																																																																																																																																																																																																																																																																										
		cocaine	2	2																																																																																																																																																																																																																																																																																																																										
1973ai	49 y M	diphenhydramine	3	3	A	Ingst+ Par	Int-A	2																																																																																																																																																																																																																																																																																																																						
		dextromethorphan	4	4																																																																																																																																																																																																																																																																																																																										
		bupropion	5	5																																																																																																																																																																																																																																																																																																																										
		codeine	6	6																																																																																																																																																																																																																																																																																																																										
		heroin	1	1																																																																																																																																																																																																																																																																																																																										
		oxycodone	2	2																																																																																																																																																																																																																																																																																																																										
1974ph	49 y M	alprazolam	3	3	A	Ingst	Int-S	2																																																																																																																																																																																																																																																																																																																						
		quinine	4	4																																																																																																																																																																																																																																																																																																																										
		ethanol	5	5																																																																																																																																																																																																																																																																																																																										
		heroin	1	1																																																																																																																																																																																																																																																																																																																										

(Continued)

**Table 21.** Listing of Fatal Nonpharmaceutical and Pharmaceutical Exposures.

Annual Report ID	Age	Substances	Substance Rank	Cause Rank	Chronicity	Route	Reason	RCF	Analyte	Blood Concentration @ Time		
1975ai	49 y F	methamphetamine	2	2	A	Unk	Int-A	2	methamphetamine	374 ng/mL In Blood (unspecified) @ Autopsy		
		heroin	1	1								
		amitriptyline	2	2								
		clonazepam	3	3								
		alprazolam	4	4								
		sertraline	5	5								
1976ai	49 y M	quinine	6	6	U	Unk	Int-A	2				
		methamphetamine	1	1								
		methadone	2	2								
		quetiapine	3	3								
		alprazolam	4	4								
1977ai	49 y M				U	Unk	Int-A	2				
1978pa	49 y F	methamphetamine	1	1	U	Unk	Int-A	1				
		cocaine	1	1							cocaine	180 ng/mL In Whole Blood @ Autopsy
		cocaine	1	1							benzoyllecognine	710 ng/mL In Whole Blood @ Autopsy
		fentanyl	2	2							fentanyl	18 ng/mL In Whole Blood @ Autopsy
		fentanyl	2	2							norfentanyl	7.2 ng/mL In Whole Blood @ Autopsy
		marijuana	3	3							delta-9-carboxy-thc	6.5 ng/mL In Whole Blood @ Autopsy
		zonisamide	4	4							zonisamide	30 mcg/mL In Whole Blood @ Autopsy
1979ai	50 y F	heroin	1	1	A	Ingst+ Unk	Int-A	2				
		citalopram	2	2								
		bupropion	3	3								
		diphenhydramine	4	4								
		quinine	5	5								
		ethanol	6	6								
1980ph	50 y M	heroin	1	1	A	Par	Int-A	1				
1981ai	50 y F	heroin	1	1	A	Unk	Int-A	2				
		quinine	2	2								
1982ai	50 y M				U	Unk	Int-A	2				
1983ai	50 y M	methamphetamine	1	1	A	Unk	Int-A	2				
1984ai	50 y M	heroin	1	1	A	Ingst+ Unk	Int-A	2				
		heroin	1	1								
		citalopram	2	2								
1985ai	50 y F	ethanol	3	3	A	Ingst+ Unk	Int-A	2				
		cocaine	1	1								
		diphenhydramine	2	2								
1986ai	50 y M	acetaminophen	3	3	A	Ingst+ Unk	Int-A	2				
		cocaine	1	1								
		ethanol	2	2								
1987ai	50 y M				A	Ingst+ Unk	Int-A	2				
		heroin	1	1								
		levetiracetam	2	2								
1988ai	50 y F	ethanol	3	3	A	Ingst+ Par	Int-A	2				
		heroin	1	1								
1989a	50 y M	ethanol	2	2	A	Ingst+ Unk	Int-S	1				
		heroin	1	1								
		methadone	2	2							methadone	0.1 mg/L In Blood (unspecified) @ Autopsy
		oxycodone	3	3					oxycodone	0.08 mg/L In Blood (unspecified) @ Autopsy		

(Continued)

**Table 21.** Listing of Fatal Nonpharmaceutical and Pharmaceutical Exposures.

Annual Report ID	Age	Substances	Substance Rank	Cause Rank	Chronicity	Route	Reason	RCF	Analyte	Blood Concentration @ Time	
1990ai	51 y M	alprazolam	4	4	A	Unk	Int-A	2	alprazolam	0.04 mg/L In Blood (unspecified) @ Autopsy	
		verapamil	5	5					verapamil		6.5 mg/L In Blood (unspecified) @ Autopsy
		acetaminophen	6	6							
		heroin	1	1							
		diphenhydramine	2	2							
1991ai	51 y F	dextromethorphan	3	3	A	Ingst+ Unk	Int-A	2	codeine		
		lidocaine	5	5							
		heroin	1	1							
		cocaine	2	2							
		oxycodone	3	3							
1992ai	51 y M	trazodone	4	4	A	Ingst+ Inhal	Int-A	2	alprazolam		
		cyclobenzaprine	6	6							
		quinine	7	7							
		codeine	8	8							
		ethanol	9	9							
		heroin	1	1							
		ethanol	2	2							
		chlorpheniramine	3	3							
		1993ai	51 y M	heroin					1		1
citalopram	2			2							
ethanol	3			3							
1994ai	51 y M	heroin	1	1	A	Par+ Unk	Int-A	2	chlordiazepoxide		
		chlordiazepoxide	2	2							
1995ai	51 y M	cocaine	1	1	A	Unk	Int-A	2			
1996h	51 y F	cocaine	1	1	C	Unk	Unk	2	hyperthermia		
		hyperthermia	2	2							
1997p	51 y M	methamphetamine	1	1	C	Ingst+ Par	Int-A	1	non-powder, unknown		
		non-powder, unknown	2	2							
1998ai	52 y M	heroin	1	1	A	Ingst+ Unk	Int-A	2	levetiracetam		
		levetiracetam	2	2							
		fluoxetine	3	3							
		ethanol	4	4							
1999ai	52 y M	heroin	1	1	A	Unk	Int-A	2			
2000ai	52 y M	methamphetamine	1	1	U	Unk	Int-A	2			
2001ai	52 y F	cocaine	1	1	U	Unk	Int-A	2	methamphetamine		
		methamphetamine	2	2							
2002ai	52 y M	heroin	1	1	A	Par+ Unk	Int-A	2	cyclobenzaprine		
		cyclobenzaprine	2	2							
		diltiazem	3	3							
		quinine	4	4							
		codeine	5	5							
2003ai	52 y M	heroin	1	1	A	Ingst+ Par	Int-A	2	cocaine		
		cocaine	2	2							
		phencyclidine	3	3							
		ethanol	4	4							
2004ai	52 y M	heroin	1	1	A	Ingst+ Par	Int-A	2	metoprolol		
		metoprolol	2	2							
2005	52 y F	amphetamine	1	1	U	Ingst	Int-S	2			
2006ai	53 y M	amphetamine	1	1	A	Unk	Int-A	2	heroin		
		heroin	1	1							

(Continued)

**Table 21.** Listing of Fatal Nonpharmaceutical and Pharmaceutical Exposures.

Annual Report ID	Age	Substances	Substance Rank	Cause Rank	Chronicity	Route	Reason	RCF	Analyte	Blood Concentration @ Time
2007ai	53 y M	cocaine	2	2	A	Par+ Unk	Int-A	2		
		hydroxyzine	3	3						
		heroin	1	1						
2008ai	53 y M	cocaine	2	2	A	Ingst+ Par	Int-A	2		
		diazepam	3	3						
		fluoxetine	4	4						
		codeine	5	5						
		quinine	6	6						
		heroin	1	1						
2009ai	53 y F	diazepam	2	2	U	Unk	Int-A	2		
		quinine	3	3						
		ethanol	4	4						
		methamphetamine	1	1						
2010ai	53 y F	heroin	1	1	A	Ingst+ Par	Int-A	2		
2011ai	53 y F	paroxetine	2	2	A	Ingst+ Unk	Int-A	2		
		heroin	1	1						
2012ai	53 y F	doxepin	2	2	A	Unk	Int-A	2		
		fluoxetine	3	3						
		ethanol	4	4						
		heroin	1	1						
2013	53 y M	ethanol	2	2	A	Ingst+ Unk	Int-U	2		
		cocaine	1	1						
2014pha	53 y F	ethanol	2	2	A/C	Unk	Int-A	1		ethanol
		cocaine	1	1						
2015ai	54 y M	heroin	2	2	A	Unk	Int-A	2		536 mg/dL In Blood (unspecified) @ Unknown
		heroin	1	1						
2016ai	54 y M	oxycodone	2	2	A	Par	Int-A	2		
		diazepam	3	3						
		levetiracetam	4	4						
		citalopram	5	5						
		dextromethorphan	6	6						
		quinine	7	7						
		ethanol	8	8						
		heroin	1	1						
2017ai	54 y M	cocaine	2	2	U	Unk	Int-A	2		
		heroin	1	1						
2018ai	54 y M	methamphetamine	1	1	A	Ingst+ Par	Int-A	2		
		heroin	1	1						
		ethanol (non-beverage)	2	2						
2019ai	54 y M	quinine	3	3	A	Unk	Int-A	2		
		heroin	1	1						
		methadone	2	2						
		promethazine	3	3						
		diphenhydramine	4	4						
		clonazepam	5	5						
		quinine	6	6						
2020ai	54 y M	codeine	7	7	U	Unk	Int-A	2		
		cocaine	1	1						
2021ai	54 y M	heroin	1	1	A	Unk	Int-A	2		
		clonazepam	2	2						
		phenytoin	3	3						
		zolpidem	4	4						
		promethazine	5	5						
		codeine	6	6						
2022ai	54 y M	heroin	1	1	A	Unk	Int-A	2		

(Continued)

**Table 21.** Listing of Fatal Nonpharmaceutical and Pharmaceutical Exposures.

Annual Report ID	Age	Substances	Substance Rank	Cause Rank	Chronicity	Route	Reason	RCF	Analyte	Blood Concentration @ Time
2023ai	54 y F	heroin	1	1	U	Ingst+ Unk	Int-A	2		
		cocaine	2	2						
		chlordiazepoxide	3	3						
		quinine	4	4						
2024ai	54 y F	methamphetamine	1	1	U	Unk	Int-A	2		
		methadone	2	2						
2025ai	54 y M	methamphetamine	1	1	A	Ingst+ Par	Int-A	2		
2026h	54 y M	heroin	1	1	A/C	Unk	Int-A	3		
		metoprolol	2	2						
		ethanol	3	3						
2027ai	55 y M	cocaine	1	1	U	Unk	Int-A	2		
2028ai	55 y M	cocaine	1	1	U	Unk	Int-A	2		
2029ai	55 y F	methamphetamine	1	1	A	Unk	Int-A	2		
2030	55 y F	heroin	1	1	U	Ingst+ Unk	Int-A	2	morphine	0.14 mg/L In Blood (unspecified) @ Autopsy
		opioid	2	2						
		ethanol	3	3						
2031ai	55 y M				U	Unk	Int-A	2		
2032ai	55 y M	methamphetamine	1	1	A	Ingst+ Unk	Int-A	2		
2033ai	55 y F	heroin	1	1	A	Ingst+ Unk	Int-A	2		
		chlordiazepoxide	2	2						
		ethanol	3	3						
2034	55 y M	heroin	1	1	A	Ingst	Int-S	1		
		diltiazem	2	2						
		ethanol	3	3						
2035ai	56 y F	methylene-dioxymethamphetamine (MDMA)	1	1	A	Ingst+ Unk	Int-A	2		
		Hydromorphone	2	2						
2036ai	56 y M	heroin	1	1	A	Ingst+ Par	Int-A	2		
		fluoxetine	2	2						
2037ai	56 y M	heroin	1	1	A	Ingst+ Inhal	Int-A	2		
		cocaine	2	2						
		codeine	3	3						
		ethanol	4	4						
2038ai	56 y M	heroin	1	1	A	Ingst+ Par	Int-A	2		
		ethanol	2	2						
		heroin	1	1						
		codeine	2	2						
2039ai	56 y M	heroin	1	1	A	Par	Int-A	2		
		codeine	2	2						
		quinine	3	3						
2040pha	56 y M	heroin	1	1	A	Ingst+ Inhal	Int-A	2		
		drug, unknown	2	2						
		ethanol	3	3						

(Continued)

**Table 21.** Listing of Fatal Nonpharmaceutical and Pharmaceutical Exposures.

Annual Report ID	Age	Substances	Substance Rank	Cause Rank	Chronicity	Route	Reason	RCF	Analyte	Blood Concentration @ Time
2041ai	57 y M	heroin	1	1	A	Unk	Int-A	2		
		oxycodone	2	2						
		diphenhydramine	3	3						
		doxylamine	4	4						
		codeine	5	5						
2042ai	57 y M	heroin	1	1	A	Unk	Int-A	2		
		cocaine	2	2						
2043ai	57 y M	cocaine	1	1	U	Unk	Int-A	2		
2044ai	57 y M	heroin	1	1	A	Unk	Int-A	2		
		alprazolam	2	2						
		diazepam	3	3						
		trazodone	4	4						
		paroxetine	5	5						
		citalopram	6	6						
		quinine	7	7						
		ethanol	8	8						
2045ai	57 y M	cocaine	1	1	A	Unk	Int-A	2		
2046ai	57 y M	methamphetamine	1	1	U	Unk	Int-A	2		
		diazepam	2	2						
2047ai	57 y F	heroin	1	1	A	Ingst+ Unk	Int-A	2		
		diazepam	2	2						
		quinine	3	3						
		ethanol	4	4						
2048ai	57 y M	heroin	1	1	A	Par	Int-A	2		
		quinine	2	2						
2049ai	58 y M	heroin	1	1	A	Unk	Int-A	2		
		cocaine	2	2						
		diphenhydramine	3	3						
		propranolol	4	4						
		mirtazapine	5	5						
		codeine	6	6						
2050ai	58 y M	heroin	1	1	A	Ingst+ Unk	Int-A	2		
		hydrocodone	2	2						
		trazodone	3	3						
		quetiapine	4	4						
		codeine	5	5						
		acetaminophen	6	6						
2051ai	58 y M	heroin	1	1	A	Unk	Int-A	2		
		trazodone	2	2						
		dextromethorphan	3	3						
		codeine	4	4						
2052ai	58 y M	heroin	1	1	A	Ingst+ Unk	Int-A	2		
		ethanol (non-beverage)	2	2						
		diphenhydramine	3	3						
		dextromethorphan	4	4						
		methamphetamine	5	5						
		quinine	6	6						
2053ai	58 y M	heroin	1	1	A	Par+ Unk	Int-A	2		
		cocaine	2	2						
		diltiazem	3	3						
		quinine	4	4						
2054ai	58 y M	methamphetamine	1	1	U	Unk	Int-A	2		
2055ai	58 y M	cocaine	1	1	A	Unk	Int-A	2		
2056ai	58 y F	heroin	1	1	A	Ingst+ Unk	Int-A	2		
		ethanol	2	2						

(Continued)



**Table 21.** Listing of Fatal Nonpharmaceutical and Pharmaceutical Exposures.

Annual Report ID	Age	Substances	Substance Rank	Cause Rank	Chronicity	Route	Reason	RCF	Analyte	Blood Concentration @ Time
2057ai	58 y M	heroin	1	1	A	Unk	Int-A	2		
		cocaine	2	2						
2058ai	59 y M	cocaine	1	1	U	Unk	Int-A	2		
2059ai	59 y M	cocaine	1	1	U	Unk	Int-A	2		
		acetaminophen/ hydrocodone	2	2						
		verapamil	3	3						
		amitriptyline	4	4						
		cyclobenzaprine	5	5						
		alprazolam	6	6						
2060ai	59 y M	heroin	1	1	A	Par	Int-A	2		
		sertraline	2	2						
		cocaine	3	3						
2061pha	59 y F	cocaine	1	1	U	Unk	Int-U	3	benzoylecgonine	1540 ng/mL In Blood (unspecified) @ Unknown
		cocaine	1	1					ecgonine methyl ester	36.3 ng/mL In Blood (unspecified) @ Unknown
		fentanyl	2	2						
		fentanyl (transdermal)	3	3						
		naproxen	4	4						
[2062a]	59 y F	dimethylamylamine	1	1	C	Ingst	AR-D	3		
2063ai	60 y M	cocaine	1	1	A	Inhal	Int-A	2		
2064ai	60 y M	methamphetamine	1	1	U	Unk	Int-A	2		
		morphine	2	2						
2065ai	60 y M	heroin	1	1	A	Ingst+ Par	Int-A	2		
		quinine	2	2						
		ethanol	3	3						
2066ai	61 y M	heroin	1	1	A	Ingst+ Par	Int-A	2		
		methadone	2	2						
		cocaine	3	3						
		diphenhydramine	4	4						
		quinine	5	5						
		ethanol	6	6						
2067ai	61 y M	heroin	1	1	A	Ingst+ Unk	Int-A	2		
		ethanol	2	2						
2068ai	61 y M	heroin	1	1	A	Ingst+ Unk	Int-A	2		
		cocaine	2	2						
		quinine	3	3						
		ethanol	4	4						
2069pa	63 y M	heroin	1	1	A	Ingst	Int-U	1	morphine	10000 ng/mL In Urine (quantitative only) @ Autopsy
		heroin	1	1					6-monoacetylmorphine	777 ng/mL In Urine (quantitative only) @ Autopsy
		fentanyl	2	2					fentanyl	1.3 ng/mL In Urine (quantitative only) @ Autopsy
		fentanyl	2	2					norfentanyl	11.8 ng/mL In Urine (quantitative only) @ Autopsy
2070ai	64 y M	heroin	1	1	A	Ingst+ Par	Int-A	2		
		amitriptyline	2	2						
		quinine	3	3						
		codeine	4	4						
		ethanol	5	5						
2071ai	64 y F				A	Unk	Int-A	2		

(Continued)

**Table 21.** Listing of Fatal Nonpharmaceutical and Pharmaceutical Exposures.

Annual Report ID	Age	Substances	Substance Rank	Cause Rank	Chronicity	Route	Reason	RCF	Analyte	Blood Concentration @ Time
2072ai	65 y M	heroin	1	1						
		methamphetamine	1	1	U	Unk	Int-A	2		
		acetaminophen/ hydrocodone	2	2						
2073ai	65 y F				U	Unk	Int-A	2		
		methamphetamine	1	1						
2074ai	66 y M				A	Ingst+ Unk	Int-A	2		
		heroin	1	1						
		chlordiazepoxide	2	2						
		diphenhydramine	3	3						
2075ai	68 y F				U	Unk	Int-A	2		
		methamphetamine	1	1						
2076ai	68 y M				A	Unk	Int-A	2		
		heroin	1	1						
		cocaine	2	2						
		diltiazem	3	3						
		codeine	4	4						
2077ai	68 y M				A	Par	Int-A	2		
		heroin	1	1						
		quinine	2	2						
2078ai	75 y M				A	Unk	Int-A	2		
		cocaine	1	1						
2079ai	88 y M				U	Unk	Int-A	2		
		methamphetamine	1	1						
		amphetamine	2	2						
[2080pha]	20+ y M				U	Ingst	Int-A	1		
		cocaine	1	1					benzoylecognine	2700 ng/mL In Serum @ Unknown
		cocaine	1	1					cocaine	2900 ng/mL In Serum @ Unknown
See Also case 5, 6, 11, 28, 43, 49, 70, 162, 235, 240, 244, 267, 268, 273, 275, 346, 407, 420, 437, 447, 457, 465, 493, 497, 499, 500, 518, 527, 536, 546, 579, 584, 587, 590, 591, 592, 597, 601, 619, 637, 644, 650, 654, 655, 663, 677, 679, 682, 685, 695, 699, 702, 706, 745, 750, 753, 770, 780, 783, 784, 788, 791, 794, 795, 808, 809, 825, 828, 833, 864, 867, 877, 882, 905, 907, 910, 912, 919, 928, 955, 961, 974, 988, 1007, 1092, 1119, 1155, 1164, 1167, 1177, 1185, 1187, 1198, 1203, 1226, 1232, 1241, 1252, 1281, 1290, 1294, 1299, 1317, 1323, 1342, 1351, 1368, 1449, 1491, 1504, 1516, 1566, 1567, 1576, 1589, 1597, 1600, 1609, 1615, 1621, 1631, 2083, 2086										
<b>Topical Preparations</b>										
2081	87 y M				A	Ingst	Unt-T	2		
		methyl salicylate	1	1						
<b>Unknown Drug</b>										
2082ai	14 y M				U	Ingst	Unk	2		
		drug, unknown	1	1						
2083ha	14 y M				A	Unk	Int-A	2		
		drug, unknown	1	1						
		drug, unknown	2	2						
		ketamine	3	3					norketamine	390 ng/mL In Serum @ Unknown
		ketamine	3	3					ketamine	460 ng/mL In Serum @ Unknown
		marijuana	4	4					delta-9-carboxy-thc	34 ng/mL In Serum @ Unknown
2084ai	19 y F				U	Unk	Unk	2		
		drug, unknown	1	1						
2085p	21 y M				A	Ingst	Int-S	2		
		drug, unknown	1	1						
2086	25 y M				U	Unk	Unk	1		
		drug, unknown	1	1						
		amphetamine	2	2						
2087pai	27 y F				A	Unk	Unt-U	3		
		drug, unknown	1	1						
2088ha	28 y F				A	Unk	Int-U	2		
		drug, unknown	1	1						
2089ai	28 y F				U	Unk	Int-A	2		
		drug, unknown	1	1						
2090	28 y F				A	Par	AR-D	2		
		drug, unknown	1	1						
2091pha	29 y M				A	Inhal	Int-A	1		
		drug, unknown	1	1						
		oxycodone	2	2					oxycodone	0.031 mg/L In Blood (unspecified) @ Autopsy

(Continued)

**Table 21.** Listing of Fatal Nonpharmaceutical and Pharmaceutical Exposures.

Annual Report ID	Age	Substances	Substance Rank	Cause Rank	Chronicity	Route	Reason	RCF	Analyte	Blood Concentration @ Time
		oxycodone	2	2					oxycodone	0.049 mg/L In Blood (unspecified) @ Unknown
		oxycodone	2	2					oxycodone	0.47 mg/L In Gastric (stomach content) @ Autopsy
		alprazolam	3	3					alprazolam	0.06 mg/L In Blood (unspecified) @ Autopsy
		alprazolam	3	3					alprazolam	0.078 mg/L In Blood (unspecified) @ Unknown
		fentanyl	4	4					fentanyl	10.8 mcg/L In Blood (unspecified) @ Autopsy
2092p	29 y F				U	Unk	Int-S	2		
2093ph	30 y M	drug, unknown	1	1						
		ethanol	2	2	A	Ingst	Int-S	2		
2094	31 y M				U	Ingst	Int-A	1		
		drug, unknown	1	1						
2095ai	33 y M				U	Unk	Int-A	2		
		drug, unknown	1	1						
2096h	34 y F				A	Ingst+ Unk	Int-U	2		
		drug, unknown	1	1						
		acetaminophen	2	2					acetaminophen	104 mcg/mL In Serum @ Unknown
		emtricitabine/tenofovir	3	3						
2097	35 y M				A	Ingst	Unk	2		
		drug, unknown	1	1						
2098p	36 y M				A	Ingst	Int-A	2		
		drug, unknown	1	1						
		ethanol	2	2						
2099ph	38 y F				U	Ingst	Int-U	1		
		drug, unknown	1	1						
2100a	43 y F				U	Ingst	Int-S	2		
		drug, unknown	1	1						
		alprazolam	2	2						
		diazepam	3	3						
2101ha	44 y F				A	Ingst	Unk	2		
		drug, unknown	1	1						
2102ph	45 y M				U	Unk	Int-S	2		
		drug, unknown	1	1						
		beta blocker	2	2						
2103p	45 y M				A	Par	Int-S	2		
		drug, unknown	1	1						
		oxycodone	2	2						
2104h	45 y F				U	Inhal	Int-S	2		
		drug, unknown	1	1						
		paint (aerosol)	2	2						
2105	47 y M				A	Unk	Unk	3		
		drug, unknown	1	1						
2106h	48 y F				U	Unk	Int-S	3		
		drug, unknown	1	1						
		acetaminophen/opioid	2	2					acetaminophen	149 mcg/mL In Unknown @ Unknown
		ethanol	3	3						
2107ph	53 y F				A	Ingst	Int-S	3		
		drug, unknown	1	1						
2108h	53 y M				A/C	Ingst	Int-S	1		
		drug, unknown	1	1						
		diltiazem	2	2						
		nifedipine	3	3						
		metoprolol	4	4						
		hydralazine	5	5						
2109p	56 y F				U	Ingst	Int-S	3		
		drug, unknown	1	1						
2110	59 y F				A	Ingst	Int-S	2		
		drug, unknown	1	1						
		quetiapine	2	2						
		duloxetine	3	3						
		clonazepam	4	4						

(Continued)

**Table 21.** Listing of Fatal Nonpharmaceutical and Pharmaceutical Exposures.

Annual Report ID	Age	Substances	Substance Rank	Cause Rank	Chronicity	Route	Reason	RCF	Analyte	Blood Concentration @ Time
2111ai	70 y F	vitamins (multiple)/iron	5	5						
					U	Ingst	Int-A	2		
2112	85 y F	drug, unknown	1	1						
					A	Ingst	Int-S	2		
See Also case 70, 175, 179, 451, 454, 546, 656, 713, 714, 915, 1029, 1193, 1260, 1336, 1349, 1461, 1484, 1577, 1603, 1633, 1766, 1771, 1780, 1791, 1969, 2040										
<b>Veterinary Drugs</b>										
2113	31 y M									
		veterinary drug, unknown	1	1	A	Ingst+ Aspir	Int-S	1		
See Also case 1643										

Listing of 2,477 (1,218 Direct + 1,259 Indirect) fatalities classified as Relative Contribution to Fatality category = 1-Undoubtedly responsible, 2-Probably responsible, or 3-Contributory).

**Annual Report ID:** Bracketed [case number] = Narrative provided for this case in Appendix C

**i** = Indirect case; identified through other sources (news feeds, medical examiner data, or other) about which no inquiry to the PC was made, **p** = prehospital cardiac and/or respiratory arrest, **h** = hospital records reviewed, **a** = autopsy report reviewed.

**Age Gender:** **y** = years, **m** = months, **d** = days, **F** = female, **M** = male, **F-Pregnant** = pregnant, **U** = unknown

**Chronicity:** **C** = chronic exposure, **A** = acute exposure, **A/C** = acute on chronic, **U** = unknown

**Route:** **Aspir** = Aspiration (with ingestion), **B-S** = Bite/sting, **Derm** = Dermal, **Ingst** = Ingestion, **Inhal** = Inhalation/nasal, **Oc** = Ocular, **Ot** = Otic, **Oth** = Other, **Par** = Parenteral, **Rec** = Rectal, **Unk** = Unknown, **Vag** = Vaginal

**Reason:** **AR-D** = Adverse reaction – Drug, **AR-F** = AR – Food, **AR-O** = AR – Other, **Int-A** = Intentional – Abuse, **Int-M** = Int – Misuse, **Int-S** = Int – Suspected Suicide, **Int-U** = Int – Unknown, **Oth-C** = Other – Contamination/tampering, **Oth-M** = Oth – Malicious, **Oth-W** = Oth – Withdrawal, **Unk** = Unknown reason, **Unt-B** = Unintentional – Bite/sting, **Unt-E** = Unt – Environmental, **Unt-F** = Unt – Food poisoning, **Unt-G** = Unt – General, **Unt-M** = Unt – Misuse, **Unt-O** = Unt – Occupational, **Unt-T** = Unt – Therapeutic error, **Unt-U** = Unt – Unknown

**RCF (Relative Contribution to Fatality):** 1 = Undoubtedly responsible, 2 = Probably responsible, 3 = Contributory. Provided by the RPC for Indirect cases and the AAPCC Fatality Review Team for the direct (non-Indirect) cases.

Table 22A. Demographic profile of SINGLE SUBSTANCE Nonpharmaceuticals exposure cases by generic category.

No. of Case Mentions	No. of Single Exposures	Age						Reason				Treated in Health Care Facility			Outcome			
		<= 5	6-12	13-19	>= 20	Unknown		Unint	Other	Adv Rxn	None	Minor	Moderate	Major	Death			
						Child	Adult											
<b>Nonpharmaceuticals</b>																		
<b>Adhesives/Glues</b>																		
<b>Miscellaneous Adhesives/Glues</b>																		
5,907	5,831	2,749	423	386	1,773	24	415	61	5,569	177	34	31	1,387	823	1,060	152	1	0
Cyanocrylates (Superglues, etc)																		
598	555	181	16	23	280	1	48	6	520	20	6	8	140	90	99	41	1	0
Epoxy																		
1,086	1,000	701	174	38	67	4	12	4	952	36	5	4	39	98	36	9	0	0
Non-Toxic Adhesives/Glues (White Glue, Paper Glue, etc)																		
334	311	172	7	14	98	0	16	4	290	12	3	6	55	79	59	6	1	0
Toluene/Xylene (Adhesives Only)																		
3,428	3,254	1,627	273	168	925	10	221	30	3,060	101	26	55	558	584	471	83	2	0
Unknown Types of Adhesive, Glue, Cement or Paste																		
<b>11,353</b>	<b>10,951</b>	<b>5,430</b>	<b>893</b>	<b>629</b>	<b>3,143</b>	<b>39</b>	<b>712</b>	<b>105</b>	<b>10,391</b>	<b>346</b>	<b>74</b>	<b>104</b>	<b>2,179</b>	<b>1,674</b>	<b>1,725</b>	<b>291</b>	<b>5</b>	<b>0</b>
<b>Category Total:</b>																		
<b>Alcohols</b>																		
<b>Miscellaneous Alcohols</b>																		
50,763	7,954	1,437	153	1,342	4,210	12	620	180	2,218	5,099	258	182	3,304	706	1,220	1,162	234	79
Ethanol (Beverages)																		
4,544	3,727	2,598	176	133	706	4	101	9	3,399	277	24	13	343	792	254	61	12	0
Ethanol (Non-Beverage, Non-Rubbing)																		
99	76	27	3	4	31	0	11	0	69	3	0	2	27	12	21	2	0	0
Higher Alcohols (Butanol, Amyl Alcohol, Propanols, etc)																		
2,881	2,455	1,151	82	119	981	2	108	12	1,897	493	30	10	708	497	448	185	26	1
Isopropanol (Excluding Rubbing Alcohols and Cleaning Agents)																		
634	485	111	7	26	298	1	39	3	412	50	6	3	224	112	80	37	9	7
Methanol (Excluding Automotive Products and Cleaning Agents)																		
294	278	185	17	6	57	0	12	1	268	8	0	2	27	69	29	4	1	0
Other Types of Alcohol																		
566	196	46	9	15	111	0	15	0	100	73	6	2	84	19	34	25	13	1
Unknown Types of Alcohol																		
<b>Rubbing Alcohols</b>																		
6	6	5	0	0	1	0	0	0	6	0	0	0	3	2	2	0	0	0
Rubbing Alcohols: Ethanol with Methyl Salicylate																		
179	171	108	5	5	49	0	4	0	154	14	2	0	21	47	20	5	0	0
Rubbing Alcohols: Ethanol without Methyl Salicylate																		
242	232	159	4	4	57	0	8	0	213	17	1	0	53	73	29	5	2	0
Rubbing Alcohols: Isopropanol with Methyl Salicylate																		
9,420	8,566	4,910	274	337	2,653	4	340	48	7,274	1,143	84	22	1,668	1,875	1,228	347	35	2
Rubbing Alcohols: Isopropanol without Methyl Salicylate																		
40	30	19	0	1	6	0	4	0	26	4	0	0	8	8	7	1	0	0
Rubbing Alcohols: Unknown																		
<b>69,668</b>	<b>24,176</b>	<b>10,756</b>	<b>730</b>	<b>1,992</b>	<b>9,160</b>	<b>23</b>	<b>1,262</b>	<b>253</b>	<b>16,036</b>	<b>7,181</b>	<b>411</b>	<b>236</b>	<b>6,470</b>	<b>4,212</b>	<b>3,372</b>	<b>1,834</b>	<b>332</b>	<b>90</b>
<b>Category Total:</b>																		
<b>Arts/Crafts/Office Supplies</b>																		
<b>Miscellaneous Arts/Crafts/Office Supplies</b>																		
2,951	2,869	2,201	213	79	323	6	45	2	2,809	47	3	6	97	419	121	4	0	0
Artist Paints (Non-Water Color)																		
1,015	993	847	77	17	40	2	8	2	981	8	1	2	22	115	16	0	0	0
Artist Paints (Water Color)																		
1,750	1,717	1,580	70	32	24	2	9	0	1,693	18	3	2	24	212	35	3	0	0
Chalks																		

(Continued)

**Table 22A.** Demographic profile of SINGLE SUBSTANCE Nonpharmaceuticals exposure cases by generic category.

No. of Case Mentions	No. of Single Exposures	Age							Reason			Treated in Health Care Facility			Outcome		
		<= 5	6-12	13-19	>= 20	Unknown			Unit	Int	Other	Adv Rxn	None	Minor	Moderate	Major	Death
						Child	Adult	Age									
1,766	1,738	1,463	140	41	75	9	8	2	1,702	20	4	9	70	186	67	3	0
1,991	1,942	1,686	134	43	65	4	8	2	1,906	30	1	3	54	173	45	1	0
107	105	43	15	12	26	1	8	0	101	3	1	0	10	18	14	2	0
110	107	54	4	6	36	1	6	0	103	3	0	0	16	19	14	1	0
5,114	4,796	3,522	479	195	476	14	103	7	4,617	112	41	21	190	650	240	9	1
1,360	1,318	671	464	98	57	8	18	2	1,197	88	25	2	67	148	80	4	0
10,861	10,572	7,439	1,769	757	433	30	127	17	10,077	379	36	62	292	1,302	281	22	0
815	797	560	102	48	73	1	12	1	737	48	7	4	66	178	69	5	0
93	89	60	20	4	3	0	2	0	87	2	0	0	0	15	8	0	0
<b>27,933</b>	<b>27,043</b>	<b>20,126</b>	<b>3,487</b>	<b>1,332</b>	<b>1,631</b>	<b>78</b>	<b>354</b>	<b>35</b>	<b>26,010</b>	<b>758</b>	<b>122</b>	<b>111</b>	<b>908</b>	<b>3,435</b>	<b>990</b>	<b>54</b>	<b>1</b>
<b>Automotive/Aircraft/Boat Products</b>																	
<b>Automotive Products</b>																	
930	882	260	9	43	494	0	74	2	834	36	6	2	339	185	225	56	4
Automotive Products:																	
Brake Fluids																	
5,901	5,419	483	163	455	3,694	51	520	53	4,620	641	96	10	1,977	1,072	877	366	99
Automotive Products:																	
Ethylene Glycol (Including Antifreeze)																	
182	169	51	16	9	81	1	11	0	151	12	3	3	56	43	40	2	0
Automotive Products:																	
Glycol and Methanol Mixtures																	
2,231	2,079	716	95	116	974	3	162	13	1,950	84	28	9	598	457	604	107	4
Automotive Products:																	
Hydrocarbons (Transmission Fluids, Power Steering Fluids, etc)																	
1,150	1,072	200	44	97	622	1	99	9	969	90	8	1	392	253	250	56	7
Automotive Products:																	
Methanol (Dry Gas, Windshield Washing Solutions, etc)																	
183	173	74	22	8	60	0	8	1	165	4	3	0	45	43	28	3	0
Automotive Products:																	
Other Glycols																	
<b>Miscellaneous Automotive/Aircraft/Boat Products</b>																	
20	19	16	1	0	2	0	0	0	19	0	0	0	3	7	0	0	0
Automotive/Aircraft/Boat Products: Non-Toxic																	
1,507	1,437	540	85	83	621	5	90	13	1,361	34	11	28	420	275	406	86	4
Automotive/Aircraft/Boat Products: Other																	
214	202	39	11	30	103	2	17	0	189	6	2	3	92	19	43	21	2
Automotive/Aircraft/Boat Products: Unknown																	
<b>12,318</b>	<b>11,452</b>	<b>2,379</b>	<b>446</b>	<b>841</b>	<b>6,651</b>	<b>63</b>	<b>981</b>	<b>91</b>	<b>10,258</b>	<b>907</b>	<b>157</b>	<b>56</b>	<b>3,922</b>	<b>2,354</b>	<b>2,473</b>	<b>697</b>	<b>120</b>
<b>Batteries</b>																	
<b>Disc Batteries</b>																	
387	378	273	43	8	42	1	9	2	365	9	2	0	289	232	29	3	0
Disc Batteries: Alkaline (MNO2)																	
134	98	52	21	3	22	0	0	0	83	7	0	5	90	41	23	15	5
Disc Batteries: Lithium																	
2	2	1	0	0	1	0	0	0	2	0	0	0	1	1	0	0	0
Disc Batteries: Mercuric Oxide																	

(Continued)

**Table 22A.** Demographic profile of SINGLE SUBSTANCE Nonpharmaceuticals exposure cases by generic category.

No. of Case Mentions	No. of Single Exposures	Age							Reason				Treated in Health Care Facility				Outcome		
		<= 5	6-12	13-19	>= 20	Unknown			Unint	Int	Other	Adv Rxn	None	Minor	Moderate	Major	Death		
						Child	Adult	Age											
6	6	3	0	1	2	0	0	0	5	1	0	0	1	1	1	0	0		
		4	2	0	1	0	0	0	6	1	0	0	3	2	0	0	0		
32	32	22	1	0	8	0	1	0	32	0	0	0	25	22	1	1	0		
2,829	2,761	1,851	405	44	402	10	41	8	2,658	82	10	3	2,132	1,299	176	36	3		
105	103	33	6	1	62	0	0	1	99	1	2	0	55	55	9	0	0		
585	578	51	11	28	405	5	73	5	567	9	1	1	180	64	160	54	0		
144	136	31	8	11	68	0	17	1	120	10	1	2	29	23	18	3	0		
4,746	4,642	2,708	520	238	920	17	219	20	4,193	356	65	12	869	1,239	512	76	5		
74	71	23	3	3	33	1	7	1	67	3	0	0	8	15	12	2	0		
<b>9,052</b>	<b>8,814</b>	<b>5,052</b>	<b>1,020</b>	<b>337</b>	<b>1,966</b>	<b>34</b>	<b>367</b>	<b>38</b>	<b>8,197</b>	<b>479</b>	<b>81</b>	<b>23</b>	<b>3,682</b>	<b>2,994</b>	<b>941</b>	<b>190</b>	<b>13</b>		
670	664	21	34	58	485	1	53	12	656	0	0	7	263	10	212	96	2		
354	349	46	84	62	130	2	21	4	348	1	0	0	98	5	103	39	1		
385	381	219	36	17	83	2	21	3	361	10	5	4	51	40	34	15	1		
8	8	0	0	0	4	0	3	1	7	0	1	0	5	0	2	2	1		
29	29	3	4	5	15	0	2	0	29	0	0	0	19	0	11	5	0		
49	47	1	2	3	38	0	3	0	47	0	0	0	22	0	13	7	2		
1,014	960	311	65	54	443	2	68	17	947	3	8	2	113	23	240	59	2		
5,248	5,147	862	509	290	2,932	15	472	67	5,141	2	2	2	656	37	1,776	354	9		
1,378	1,369	344	245	111	567	2	89	11	1,332	21	6	8	226	28	454	74	2		
918	914	162	71	57	543	4	71	6	912	1	1	0	106	35	293	30	1		
153	141	37	18	6	57	1	18	4	140	0	1	0	30	7	20	7	0		
6,868	6,711	1,401	492	451	3,625	19	639	84	6,541	22	115	12	1,091	225	1,534	401	5		
18,270	18,245	1,670	1,892	1,622	12,092	13	671	285	18,234	1	2	1	1,467	93	11,141	672	18		
1,542	1,504	361	163	65	726	6	174	9	1,503	0	0	0	327	53	226	27	2		
669	666	78	76	48	355	12	77	20	656	1	0	1	402	145	73	9	0		
954	948	58	77	59	616	5	112	21	946	0	0	2	566	13	267	44	1		
2,520	2,511	332	489	247	1,216	14	172	41	2,510	1	0	0	1,797	23	743	190	7		
32	32	3	1	2	19	0	4	3	32	0	0	0	27	0	11	0	0		
20	20	2	1	1	9	1	6	0	18	0	2	0	7	0	2	3	0		
898	891	108	130	72	430	19	110	22	876	4	5	1	487	72	153	16	0		
138	136	5	8	20	80	1	11	11	132	1	1	1	87	13	31	7	0		
957	931	222	169	87	324	6	106	17	906	3	16	2	292	52	208	15	0		

(Continued)

**Table 22A.** Demographic profile of SINGLE SUBSTANCE Nonpharmaceuticals exposure cases by generic category.

No. of Case Mentions	No. of Single Exposures	Age						Reason			Treated in Health Care Facility			Outcome						
		<= 5	6-12	13-19	>= 20	Unknown			Unint	Other	Adv Rxn	None	Minor	Moderate	Major	Death				
						Child	Adult	Age												
Skunk Bites	11	10	2	0	1	5	0	2	0	10	0	0	0	0	6	2	3	1	0	0
<b>Miscellaneous Bites and Envenomations</b>																				
Other or Unknown Animal Bites	312	309	37	38	25	152	0	53	4	308	1	0	0	104	18	81	37	2	0	0
Other or Unknown Reptile Bites	436	428	118	111	38	135	7	17	2	412	10	3	2	96	24	136	16	2	0	0
Unknown Types of Insect or Spider Bite and/or Envenomation	3,011	2,954	587	201	195	1,594	10	255	112	2,938	0	7	7	440	65	640	141	0	0	0
<b>Miscellaneous Snake Bites and Envenomations</b>																				
Unknown or Known Non-Poisonous Snake Bites	828	824	68	130	113	464	0	43	6	823	0	0	1	398	33	380	46	1	0	0
Unknown Types of Snake Envenomation	1,561	1,536	99	181	176	1,003	1	62	14	1,532	1	1	1	1,297	46	661	459	21	0	0
<b>Snakes</b>																				
Copperhead Envenomations	1,836	1,807	64	151	184	1,363	1	35	9	1,799	4	1	2	1,732	15	518	1,069	32	0	0
Coral Envenomations	73	72	1	4	9	55	0	2	1	72	0	0	0	63	7	30	19	0	0	0
Cottonmouth Envenomations	279	276	7	21	39	196	0	12	1	276	0	0	0	251	10	105	126	1	0	0
Rattlesnake Envenomations	1,165	1,150	62	55	91	913	0	19	10	1,141	5	1	2	1,082	29	248	593	96	2	2
Unknown Crotalid Envenomations	597	590	34	59	78	402	0	13	4	588	2	0	0	549	5	180	307	27	1	1
<b>Spiders</b>																				
Black Widow Spider Bites and/or Envenomations	1,866	1,839	152	95	130	1,354	0	97	11	1,834	4	0	0	810	78	549	336	14	0	0
Brown Recluse Spider Bites and/or Envenomations	1,326	1,313	95	68	100	866	2	171	11	1,306	3	0	2	516	29	306	233	12	0	0
Other Necrotizing Envenomations	144	142	22	7	9	89	0	12	3	142	0	0	0	44	2	42	22	0	0	0
Spider Bites and/or Envenomations	5,278	5,240	581	316	433	3,318	5	540	47	5,213	7	12	4	1,064	95	1,224	367	5	0	0
Tarantula Bites and/or Envenomations	50	49	3	6	7	27	1	5	0	46	1	1	1	17	2	12	3	0	0	0
<b>Category Total:</b>	<b>61,847</b>	<b>61,143</b>	<b>8,178</b>	<b>6,009</b>	<b>4,965</b>	<b>36,725</b>	<b>152</b>	<b>4,241</b>	<b>873</b>	<b>60,714</b>	<b>109</b>	<b>191</b>	<b>65</b>	<b>16,608</b>	<b>1,334</b>	<b>22,662</b>	<b>5,847</b>	<b>267</b>	<b>5</b>	<b>5</b>
<b>Building and Construction Products</b>																				
<b>Insulation</b>																				
Asbestos	365	323	48	26	19	164	1	61	4	318	2	2	1	70	74	15	6	0	0	0
Fiberglass	561	533	213	42	39	184	2	50	3	516	7	1	8	80	47	98	15	1	0	0
Other Types of Insulation	94	86	25	3	3	43	1	11	0	83	0	0	3	30	4	22	9	2	0	0
Unknown Types of Insulation	414	397	261	12	10	90	1	21	2	391	4	0	2	34	54	37	6	0	0	0
Urea or Formaldehyde Insulations	12	12	3	1	3	2	0	3	0	11	0	1	0	3	2	2	0	0	0	0
<b>Miscellaneous Building and Construction Products</b>																				
Caulking Compounds and Construction Putties	2,386	2,311	1,671	86	45	412	4	84	9	2,269	17	4	16	181	479	138	20	0	0	0
Cement or Concrete (Excluding Glues)	962	920	295	17	36	479	2	76	15	883	9	5	15	375	106	191	163	8	0	0

(Continued)



Table 22A. Demographic profile of SINGLE SUBSTANCE Nonpharmaceuticals exposure cases by generic category.

Case Mentions	No. of Single Exposures	Age							Reason			Treated in Health Care Facility				Outcome		
		<= 5	6-12	13-19	>= 20	Unknown		Unint	Int	Other	Adv Rxn	None	Minor	Moderate	Major	Death		
						Child	Adult											
Other Types of Building or Construction Products	2,351	1,110	86	56	592	7	320	19	1,931	44	193	16	350	280	94	4	0	
Soldering Flux	152	59	4	6	61	0	11	2	135	1	3	2	42	33	28	15	0	
Unknown Types of Building or Construction Products	78	22	2	1	30	3	12	1	70	0	0	0	20	11	15	3	1	
<b>Category Total:</b>	<b>7,375</b>	<b>3,707</b>	<b>279</b>	<b>218</b>	<b>2,057</b>	<b>21</b>	<b>649</b>	<b>55</b>	<b>6,607</b>	<b>84</b>	<b>209</b>	<b>63</b>	<b>1,185</b>	<b>1,146</b>	<b>826</b>	<b>331</b>	<b>16</b>	<b>0</b>
<b>Chemicals</b>																		
<b>Acids</b>																		
Hydrochloric Acid	1,923	1,551	75	46	202	1,038	11	163	16	1,468	46	16	9	605	137	522	190	15
Hydrofluoric Acid	647	557	14	4	30	461	0	42	6	542	9	0	4	445	54	208	159	8
Other Types of Acid	4,532	3,937	544	227	299	2,344	15	471	37	3,723	100	38	53	1,461	412	1,224	448	21
Unknown Types of Acid	141	113	11	4	6	77	0	13	2	104	2	4	1	45	9	35	15	5
<b>Miscellaneous Chemicals</b>																		
Acetone (Excluding Nail Polish Removers)	1,294	1,112	361	32	80	541	2	84	12	1,002	56	23	15	310	203	248	49	0
Alkalies (Excluding Cleaning Agents, Bleaches, Batteries, and Detergents)	3,730	3,260	516	151	302	1,891	6	365	29	3,048	101	42	34	1,601	319	980	578	44
Ammonia (Excluding Cleaning Agents)	3,358	2,135	507	123	154	1,138	5	183	25	2,015	64	29	16	710	266	684	195	10
Borates or Boric Acid (Excluding Topicals and Pesticides)	3,482	3,172	1,623	181	100	1,023	4	221	20	2,955	105	49	50	426	614	275	48	3
Chlorates (Excluding Matches and Fireworks)	36	25	6	0	1	9	0	9	0	25	0	0	0	11	4	5	2	0
Cyanides (Excluding Rodenticides)	358	294	5	0	7	104	2	23	153	244	18	25	0	103	22	38	10	4
Dioxins	6	6	0	0	0	3	1	2	0	4	0	1	0	5	0	0	0	0
Ethylene Glycol (Excluding Automotive, Aircraft, or Boat Products)	699	537	30	22	20	425	1	33	6	319	164	17	3	337	83	79	72	79
Formaldehyde or Formalin	633	569	59	27	69	331	2	70	11	533	13	10	10	260	67	195	40	1
Ketones	343	293	63	3	14	189	0	23	1	277	6	6	2	138	44	87	44	2
Methylene Chloride (Excluding Paint Strippers)	158	139	32	5	13	79	0	9	1	135	4	0	0	55	21	42	17	2
Nitrates and Nitrites (Excluding Medications and Substances of Abuse)	1,201	1,089	348	220	100	301	1	63	56	933	121	24	7	225	252	146	35	4
Other Chemicals	11,292	9,870	3,775	788	629	3,785	29	749	115	9,002	369	156	290	2,258	1,435	1,816	500	36
Other Glycols (Excluding Automotive, Aircraft, or Boat Products)	632	506	210	26	24	210	0	32	4	445	25	4	23	153	120	79	19	5
Phenol or Creosotes (Excluding Disinfectants)	284	262	18	4	10	178	0	32	20	249	7	1	4	138	39	62	36	2
Strychnine (Excluding Rodenticides)	42	31	16	1	2	11	0	1	0	25	3	0	3	11	10	3	0	0

(Continued)

**Table 22A.** Demographic profile of SINGLE SUBSTANCE Nonpharmaceuticals exposure cases by generic category.

No. of Case Mentions	No. of Single Exposures	Age							Reason				Treated in Health Care Facility			Outcome			
		<= 5	6-12	13-19	>= 20	Unknown		Unint	Int	Other	Adv Rxn	None	Minor	Moderate	Major	Death			
						Child	Adult												
437	415	97	8	18	229	1	57	5	390	13	3	8	127	50	89	39	1	0	
3,324	3,086	646	175	168	1,550	21	461	65	2,474	104	309	105	1,079	344	675	231	17	2	
<b>38,552</b>	<b>32,959</b>	<b>8,956</b>	<b>2,047</b>	<b>2,248</b>	<b>15,917</b>	<b>101</b>	<b>3,106</b>	<b>584</b>	<b>29,912</b>	<b>1,330</b>	<b>757</b>	<b>637</b>	<b>10,503</b>	<b>4,505</b>	<b>7,492</b>	<b>2,727</b>	<b>259</b>	<b>23</b>	
<b>Cleaning Substances (Household)</b>																			
<b>Automatic Dishwasher Detergents</b>																			
364	363	351	4	1	6	0	1	0	360	1	2	0	16	74	56	1	0	0	
Automatic Dishwasher Detergents: Granules (Unit Dose)																			
2,629	2,594	2,248	21	28	238	3	49	7	2,564	12	13	4	119	587	360	8	1	0	
Automatic Dishwasher Detergents: Granules (Various Containers)																			
6,599	6,564	6,326	29	43	138	2	21	5	6,545	7	9	3	268	1,621	1,269	11	2	0	
Automatic Dishwasher Detergents: Granules with Liquids (Unit Dose)																			
511	507	468	5	2	25	1	5	1	506	0	0	0	40	118	77	2	1	0	
Automatic Dishwasher Detergents: Liquids (Unit Dose)																			
2,097	2,063	1,715	37	38	233	0	37	3	2,039	11	11	1	126	513	296	27	3	0	
Automatic Dishwasher Detergents: Liquids (Various Containers)																			
1,767	1,754	1,677	8	15	40	0	11	3	1,748	2	4	0	93	415	260	12	1	0	
Automatic Dishwasher Detergents: Tablets																			
866	844	679	15	8	116	1	21	4	833	6	5	0	77	201	139	10	0	0	
Automatic Dishwasher Rinse Agents																			
2,486	2,456	2,120	28	27	224	3	53	1	2,424	8	18	4	149	444	321	18	2	0	
Other or Unknown Types of Automatic Dishwasher Detergent																			
<b>Bleaches</b>																			
282	211	85	7	13	90	1	13	2	191	16	3	1	66	37	35	12	0	0	
46,126	38,797	15,413	1,532	2,443	16,208	71	2,778	352	35,344	2,339	626	354	9,344	5,378	10,346	1,480	49	2	
Bleaches: Borates																			
Bleaches: Hypochlorite (Liquid and Dry)																			
376	306	147	14	12	117	1	14	1	278	13	10	5	54	62	80	6	0	0	
Bleaches: Non-Hypochlorite																			
527	438	165	19	33	201	0	19	1	391	35	7	5	134	50	92	17	0	0	
Bleaches: Other or Unknown (Household)																			
<b>Cleaners</b>																			
1,860	1,711	1,302	39	41	262	0	54	13	1,656	38	6	9	144	362	190	15	0	0	
Antionic or Nonionic Cleaners																			
2,705	2,352	1,539	77	87	525	12	102	10	2,207	83	44	13	395	454	334	44	3	0	
Other or Unknown Types of Household Cleanser																			
<b>Disinfectants</b>																			
3,024	2,528	1,094	94	120	1,011	9	181	19	2,353	101	44	21	606	353	629	113	4	0	
Disinfectants: Hypochlorite (Non-Bleach Products)																			
5,791	5,449	3,261	311	209	1,344	10	241	73	5,081	212	51	96	592	1,018	978	90	1	1	
Disinfectants: Other or Unknown																			
889	850	522	76	53	158	0	39	2	783	46	15	3	111	237	135	16	1	0	
4,493	3,932	2,417	122	129	1,088	4	141	31	3,682	156	38	36	683	1,024	753	69	5	0	
Disinfectants: Pine Oil																			
<b>Drain Cleaners</b>																			
93	74	8	4	5	47	0	10	0	68	5	0	1	27	10	25	10	0	0	
Drain Cleaners: Acids																			
2,797	2,378	400	54	65	1,536	3	297	23	2,193	130	12	28	720	325	626	257	37	2	
Drain Cleaners: Alkalis																			
75	37	2	0	6	23	1	5	0	29	6	0	1	16	7	13	6	1	0	
Drain Cleaners: Hydrochloric Acid																			

(Continued)

**Table 22A.** Demographic profile of SINGLE SUBSTANCE Nonpharmaceuticals exposure cases by generic category.

No. of Case Mentions	No. of Single Exposures	Age							Reason				Treated in Health Care Facility			Outcome		
		<= 5	6-12	13-19	>= 20	Unknown Child	Unknown Adult	Unknown Age	Unint	Int	Other	Adv Rxn	None	Minor	Moderate	Major	Death	
																		Unint
830	672	96	20	20	417	2	105	12	605	48	7	9	186	89	143	51	2	0
468	355	20	14	9	263	0	49	0	335	7	0	10	137	25	109	74	2	1
<b>Fabric Softeners/Antistatic Agents</b>																		
18	15	9	0	0	4	0	2	0	13	0	1	1	1	3	2	0	0	0
110	108	87	3	1	13	2	2	0	106	1	1	0	5	29	9	1	0	0
5	5	3	2	0	0	0	0	0	4	1	0	0	1	0	2	0	0	0
10	10	9	0	0	1	0	0	0	10	0	0	0	1	2	0	0	0	0
11	9	6	0	0	2	0	1	0	9	0	0	0	1	0	1	0	0	0
803	742	590	19	16	99	1	16	1	725	9	2	6	60	182	80	4	0	0
1	0	0	0	0	0	0	0	0	0	0	0	0	0	0	0	0	0	0
530	517	423	13	16	51	2	12	0	497	13	1	5	13	87	27	0	0	0
<b>Glass Cleaners</b>																		
1,979	1,789	1,423	57	66	205	2	31	5	1,669	92	16	6	159	437	211	12	0	0
108	100	67	7	3	17	1	5	0	95	3	2	0	7	10	16	1	0	0
1,827	1,643	1,153	90	54	283	1	58	4	1,570	44	21	5	154	361	209	20	0	0
1,668	1,491	1,067	61	65	246	3	41	8	1,389	76	16	4	161	335	184	12	0	0
<b>Hand Dishwashing</b>																		
5,269	4,665	2,948	195	115	1,166	17	205	19	4,458	74	90	35	310	622	776	37	1	0
2,132	1,871	1,104	87	73	517	5	79	6	1,776	32	52	11	120	192	261	13	0	0
<b>Laundry Additives</b>																		
68	63	29	4	2	23	0	5	0	60	3	0	0	20	9	14	1	0	0
21	16	11	1	0	4	0	0	0	16	0	0	0	0	3	2	0	0	0

(Continued)

**Table 22A.** Demographic profile of SINGLE SUBSTANCE Nonpharmaceuticals exposure cases by generic category.

No. of Case Mentions	No. of Single Exposures	Age							Reason				Treated in Health Care Facility				Outcome		
		<= 5	6-12	13-19	>= 20	Unknown			Unint	Int	Other	Adv Rxn	None	Minor	Moderate	Major	Death		
						Child	Adult	Age											
424	373	281	16	5	51	11	9	0	360	7	2	2	28	117	54	4	0		
870	822	666	39	20	80	1	16	0	795	12	11	4	83	197	94	6	0		
57	54	23	10	1	15	0	4	1	48	2	3	1	8	11	6	1	0		
209	199	160	8	7	19	0	4	1	194	4	0	1	37	40	49	1	0		
2,831	2,693	2,089	68	74	393	1	66	2	2,593	70	16	12	439	507	537	63	2		
90	89	85	2	1	1	0	0	0	89	0	0	0	45	17	38	7	1		
10,877	10,713	9,995	331	76	253	22	29	7	10,628	65	10	8	4,692	1,867	5,326	811	53		
5,829	5,545	4,166	146	144	925	5	146	13	5,361	127	27	24	1,123	883	1,346	161	8		
379	314	235	13	7	48	0	11	0	298	8	3	5	108	44	108	16	1		
192	173	119	3	6	33	1	10	1	166	3	1	3	25	34	25	5	0		
167	162	141	3	4	11	0	3	0	157	4	1	0	18	30	32	4	0		
214	206	182	1	3	18	0	2	0	203	2	0	1	24	42	26	3	0		
2	2	1	0	1	0	0	0	0	2	0	0	0	2	1	1	0	0		
106	96	87	0	1	6	0	2	0	96	0	0	0	5	19	11	1	0		
787	746	587	18	11	96	1	32	1	723	12	10	1	93	242	99	15	0		
1,623	1,557	1,343	25	24	135	3	22	5	1,522	16	6	13	152	327	232	20	2		
1,999	1,897	1,426	61	36	307	4	43	20	1,839	14	12	30	214	369	376	22	1		
31	29	22	1	0	5	0	1	0	28	1	0	0	4	5	4	2	0		

(Continued)

**Table 22A.** Demographic profile of SINGLE SUBSTANCE Nonpharmaceuticals exposure cases by generic category.

No. of Case Mentions	No. of Single Exposures	Age							Reason				Treated in Health Care Facility				Outcome		
		<= 5	6-12	13-19	>= 20	Unknown		Unint	Int	Other	Adv Rxn	None	Minor	Moderate	Major	Death			
						Child	Adult												
41	40	33	0	0	6	0	1	0	38	1	1	0	2	6	5	1	0	0	
<b>Miscellaneous Cleaners</b>																			
1,337	1,167	517	32	35	483	4	90	6	1,096	30	22	14	267	264	259	64	4	0	
7,650	6,756	4,073	206	259	1,876	8	305	29	6,396	234	62	48	1,317	1,359	1,201	256	12	0	
5,032	4,515	3,027	159	129	979	8	196	17	4,295	126	44	39	560	879	641	63	3	1	
2,391	2,203	1,194	105	111	680	2	94	17	2,028	110	30	23	431	421	418	91	3	0	
564	542	404	30	13	84	1	10	0	524	11	5	2	44	112	71	5	0	0	
561	520	348	23	26	95	2	21	5	500	13	4	3	72	124	85	6	1	0	
1,824	1,718	1,082	183	79	284	5	79	6	1,632	50	15	16	148	343	251	17	0	0	
22	21	7	0	1	12	0	1	0	19	2	0	0	4	2	6	2	0	0	
4,134	3,733	2,024	274	189	1,036	16	173	21	3,394	200	70	46	758	803	750	114	7	2	
2	2	1	0	0	1	0	0	0	2	0	0	0	2	1	0	1	0	0	
<b>Miscellaneous Cleaning Substances (Household)</b>																			
817	560	176	40	32	248	2	59	3	522	18	4	15	110	87	140	19	1	0	
3,373	3,154	2,214	96	78	636	4	116	10	3,050	46	20	29	418	575	556	38	2	1	
63	58	7	1	3	43	0	4	0	56	2	0	0	43	8	21	13	1	0	
234	227	173	12	7	23	0	11	1	224	2	0	1	11	54	22	0	0	0	
12	12	3	0	1	6	0	2	0	12	0	0	0	5	1	3	2	0	0	

(Continued)

**Table 22A.** Demographic profile of SINGLE SUBSTANCE Nonpharmaceuticals exposure cases by generic category.

No. of Case Mentions	No. of Single Exposures	Age							Reason				Treated in Health Care Facility				Outcome		
		<= 5	6-12	13-19	>= 20	Unknown			Unint	Int	Other	Adv Rxn	None	Minor	Moderate	Major	Death		
						Child	Adult	Age											
2,066	1,987	330	66	162	1,169	5	240	15	1,877	40	40	26	691	223	520	273	13	0	
8	7	2	0	0	4	0	1	0	7	0	0	0	0	1	0	0	0	0	
294	278	54	7	20	150	1	43	3	261	5	11	0	87	44	73	26	0	0	
<b>Rust Removers</b>																			
399	351	110	9	10	179	0	41	2	335	10	4	1	81	72	97	14	0	0	
Rust Removers: Acids Other Than Hydrofluoric Acid Types																			
6	6	0	0	0	5	0	1	0	4	2	0	0	2	0	0	1	0	0	
1	1	0	0	0	1	0	0	0	1	0	0	0	0	0	1	0	0	0	
336	323	48	9	4	227	0	29	6	303	11	1	5	156	82	155	26	0	1	
189	164	25	6	7	108	0	16	2	152	5	2	5	33	22	52	10	0	0	
<b>Spot Removers/Dry Cleaning Agents</b>																			
94	89	67	1	1	15	0	5	0	87	0	2	0	5	19	6	0	0	0	
Spot Removers/Dry Cleaning Agents: Antionics or Nonionics																			
122	116	85	3	1	24	0	3	0	113	0	1	2	11	17	21	0	0	0	
Spot Removers/Dry Cleaning Agents: Glycols																			
52	51	41	0	1	9	0	0	0	50	0	0	1	1	16	7	1	0	0	
Spot Removers/Dry Cleaning Agents: Isopropanol																			
19	19	9	0	0	7	0	3	0	19	0	0	0	4	5	5	2	0	0	
Spot Removers/Dry Cleaning Agents: Other Halogenated Hydrocarbon Containing Products																			
404	385	215	11	10	106	0	43	0	365	7	2	10	98	82	102	11	0	0	
Spot Removers/Dry Cleaning Agents: Other Hydrocarbon and/or Non-Halogenated Containing																			
109	103	66	1	3	27	0	6	0	96	4	0	3	23	15	16	3	0	0	
Spot Removers/Dry Cleaning Agents: Other or Unknown																			
9	9	6	0	1	2	0	0	0	9	0	0	0	4	0	3	1	1	0	
Spot Removers/Dry Cleaning Agents: Perchloroethylene																			
<b>Toilet Bowl Cleaners</b>																			
3,915	2,718	1,161	83	153	1,121	3	168	29	2,553	108	11	33	578	551	895	125	11	0	
Toilet Bowl Cleaners: Acids																			
4,082	3,726	2,915	62	62	553	9	112	13	3,652	59	2	12	477	1,032	577	57	2	0	
Toilet Bowl Cleaners: Alkalis																			
3,550	3,226	2,725	69	46	311	2	63	10	3,173	39	4	7	294	772	290	32	3	0	
Toilet Bowl Cleaners: Other or Unknown																			

(Continued)

**Table 22A.** Demographic profile of SINGLE SUBSTANCE Nonpharmaceuticals exposure cases by generic category.

No. of Case Mentions	No. of Single Exposures	Age							Reason				Treated in Health Care Facility			Outcome		
		<= 5	6-12	13-19	>= 20	Unknown		Unint	Int	Other	Adv Rxn	None	Minor	Moderate	Major	Death		
						Child	Adult											
<b>Wall/Floor/Tile Cleaners</b>																		
2,025	1,710	1,101	64	48	409	2	81	5	1,630	47	11	18	306	389	377	47	2	0
		Purpose Cleaning																
		Agents: Acids																
6,853	6,139	3,983	169	210	1,424	110	216	27	5,845	190	46	43	1,102	1,310	1,281	191	8	0
		Purpose Cleaning																
		Agents: Alkalis																
8,574	7,738	5,025	239	250	1,955	17	232	20	7,368	255	68	29	1,270	1,713	1,134	125	3	1
		Purpose Cleaning																
		Agents: Anionics or Nontionics																
2,309	2,072	1,348	86	71	473	1	89	4	1,957	74	27	9	299	383	377	35	0	0
		Purpose Cleaning																
		Agents: Cationics																
506	462	354	18	11	61	3	9	6	445	9	2	5	26	101	45	3	0	0
		Purpose Cleaning																
		Agents: Ethanol																
847	766	587	23	19	108	2	26	1	737	16	7	5	69	174	112	4	0	0
		Purpose Cleaning																
		Agents: Glycols																
496	458	376	12	4	49	1	13	3	442	11	2	3	39	98	62	1	1	0
		Purpose Cleaning																
		Agents: Isopropanol																
1,638	1,513	1,040	46	44	318	8	46	11	1,443	42	11	16	229	309	252	26	1	0
		Purpose Cleaning																
		Agents: Other or Unknown																
<b>195,862</b>	<b>175,594</b>	<b>109,548</b>	<b>5,959</b>	<b>6,340</b>	<b>44,644</b>	<b>423</b>	<b>7,751</b>	<b>929</b>	<b>166,426</b>	<b>5,756</b>	<b>1,760</b>	<b>1,251</b>	<b>32,293</b>	<b>32,897</b>	<b>38,313</b>	<b>5,298</b>	<b>263</b>	<b>14</b>
<b>Cosmetics/Personal Care Products</b>																		
<b>Dental Care Products</b>																		
2,396	2,374	317	29	45	1,760	0	219	4	2,283	46	9	29	119	440	195	9	0	0
		False Teeth Cleaning Agents																
2,159	2,103	766	125	165	898	4	134	11	1,919	67	2	110	172	332	232	15	1	0
		Other Dental Care Products (Excluding Fluoride Supplements)																
19,756	19,287	16,885	551	354	1,221	14	245	17	18,732	249	56	237	358	3,230	982	22	0	0
2,136	2,052	1,761	39	40	177	2	32	1	2,005	12	4	31	31	288	84	5	0	0
		Toothpastes (with Fluoride)																
		Toothpastes (without Fluoride)																
<b>Hair Care Products</b>																		
52	50	39	0	1	10	0	0	0	49	0	0	1	15	11	9	0	0	0
2,229	2,146	1,058	49	137	745	2	141	14	1,880	41	1	222	419	387	433	96	3	0
		Curl Activators																
		Hair Coloring Agents (Excluding Peroxides)																
425	414	373	8	2	20	3	8	0	409	2	0	3	56	93	42	5	1	0
386	380	295	10	7	61	1	4	2	373	3	0	4	162	91	120	34	1	0
		Hair Oils																
		Hair Relaxers (with Other Alkalines)																
52	51	41	0	2	8	0	0	0	49	0	0	2	18	15	11	1	0	0
		Hair Relaxers (with Other Non-Alkalines)																
520	518	372	8	19	100	0	18	1	496	2	0	20	250	93	161	66	2	0
		Hair Relaxers (with Sodium Hydroxide)																
2,020	1,912	1,591	82	46	162	0	28	3	1,849	28	5	29	159	362	198	19	0	0
		Hair Rinses, Conditioners, Relaxers																
1,509	1,343	903	56	79	261	0	40	4	1,177	139	16	9	197	284	206	34	1	0
		Hair Sprays																

(Continued)

**Table 22A.** Demographic profile of SINGLE SUBSTANCE Nonpharmaceuticals exposure cases by generic category.

No. of Case Mentions	No. of Single Exposures	Age							Reason				Treated in Health Care Facility				Outcome		
		<= 5	6-12	13-19	>= 20	Unknown			Unint	Int	Other	Adv Rxn	None	Minor	Moderate	Major	Death		
						Child	Adult	Age											
2,828	2,699	2,004	70	83	455	2	77	8	2,561	37	3	94	383	496	388	56	2	0	
201	195	120	5	3	52	0	14	1	183	2	1	9	68	34	62	12	1	0	
5,686	5,384	4,097	258	163	710	5	128	23	5,124	162	18	76	402	714	891	45	1	0	
18,682	18,272	14,576	1,381	518	1,525	16	229	27	16,976	973	279	15	1,258	4,861	1,369	157	8	0	
202	191	152	8	6	22	0	3	0	169	20	2	0	19	57	12	4	0	0	
1,590	1,551	1,190	143	46	143	1	25	3	1,479	50	18	1	59	297	105	8	2	0	
493	454	284	72	25	54	3	16	0	383	38	31	0	59	107	58	4	0	0	
1,844	1,789	1,644	20	16	91	3	15	0	1,766	13	4	3	144	384	147	9	1	0	
2,840	2,760	2,449	138	36	117	2	18	0	2,695	34	9	19	138	437	240	14	0	0	
23,204	22,387	19,009	595	413	1,910	30	368	62	21,699	235	45	395	745	3,056	1,049	67	0	0	
18,954	18,702	16,983	388	456	717	21	119	18	18,273	230	57	127	483	2,433	1,153	45	3	0	
691	669	223	26	73	278	0	65	4	461	34	7	164	176	93	178	57	0	0	
67	60	46	3	1	8	0	2	0	58	1	1	0	6	16	8	0	0	0	
1,474	1,402	1,200	25	27	119	2	22	7	1,364	8	3	26	70	197	81	18	0	0	
912	891	805	23	23	33	1	4	2	863	21	2	5	22	163	33	3	0	0	
4,079	3,937	3,590	112	49	124	12	28	22	3,793	25	2	116	61	482	170	10	0	0	
9,966	9,661	7,860	505	402	764	10	107	13	9,164	345	111	22	872	2,164	1,657	78	2	0	
7,312	6,880	2,425	314	363	3,142	9	571	56	6,402	231	55	172	873	887	1,314	169	13	0	
1,830	1,790	1,636	31	22	76	2	20	3	1,757	23	7	2	121	279	292	25	1	0	
2,427	2,351	1,911	79	85	189	20	61	6	2,240	50	38	10	248	429	477	52	0	0	
13,469	12,858	9,455	659	383	2,002	19	316	24	12,192	362	84	195	741	1,776	1,541	83	2	1	
9,113	8,968	7,972	348	122	392	16	105	13	8,805	39	30	91	275	1,153	911	44	1	0	
7,278	6,643	2,032	613	442	3,017	2	502	35	5,524	1,033	30	28	1,036	1,032	629	247	21	0	
5,988	5,919	4,029	1,168	109	535	1	73	4	5,828	69	0	20	83	986	166	5	0	0	
1,550	1,495	598	149	66	587	0	92	3	1,391	76	1	22	81	269	75	3	0	0	
241	218	91	26	11	65	1	22	2	189	21	0	4	21	43	12	4	1	0	
971	959	429	134	97	250	6	37	6	938	17	2	2	369	124	265	69	0	0	
278	273	225	4	11	26	1	6	0	270	1	0	2	85	76	53	20	1	0	
17	16	10	0	2	2	1	1	0	15	1	0	0	3	3	2	1	0	0	
851	825	582	29	18	171	0	23	2	804	6	2	13	157	155	164	26	0	0	
2,367	2,302	1,700	93	125	342	2	37	3	2,219	60	20	3	248	545	355	18	0	0	

(Continued)



**Table 22A.** Demographic profile of SINGLE SUBSTANCE Nonpharmaceuticals exposure cases by generic category.

No. of Case Mentions	No. of Single Exposures	Age							Reason				Treated in Health Care Facility				Outcome		
		<= 5	6-12	13-19	>= 20	Unknown		Unint	Int	Other	Adv Rxn	None	Minor	Moderate	Major	Death			
						Child	Adult												
9,181	8,914	7,958	298	169	398	17	59	15	8,777	92	24	10	580	1,599	956	30	1	0	
1,180	1,149	885	53	52	140	0	18	1	1,109	31	4	5	123	294	161	7	0	0	
8,078	7,746	5,469	340	472	1,212	8	231	14	7,442	225	56	15	933	1,512	1,051	49	2	0	
<b>199,484</b>	<b>192,940</b>	<b>148,040</b>	<b>9,067</b>	<b>5,786</b>	<b>25,091</b>	<b>239</b>	<b>4,283</b>	<b>434</b>	<b>184,134</b>	<b>5,154</b>	<b>1,039</b>	<b>2,363</b>	<b>12,898</b>	<b>32,779</b>	<b>18,698</b>	<b>1,745</b>	<b>72</b>	<b>1</b>	
<b>Deodorizers</b>																			
<b>Air Freshener</b>																			
2,057	2,011	1,443	131	71	297	1	59	9	1,926	49	20	11	168	385	338	28	0	0	
8,074	7,989	7,093	231	80	495	6	76	8	7,877	61	36	12	613	1,733	1,192	53	3	1	
3,898	3,863	3,424	100	54	244	3	34	4	3,816	29	12	4	240	758	307	16	1	0	
1,653	1,624	1,341	77	32	147	2	23	2	1,580	22	12	8	149	326	202	11	1	0	
<b>Miscellaneous Deodorizers</b>																			
12	11	10	0	0	1	0	0	0	10	0	0	1	0	2	1	0	0	0	
<b>Dyes</b>																			
5,026	4,832	3,559	235	104	782	11	129	12	4,667	98	33	32	517	1,000	735	53	4	0	
527	515	445	11	9	37	1	11	1	510	3	1	0	62	131	48	4	0	0	
53	52	39	2	1	8	0	2	0	50	2	0	0	7	12	8	2	0	0	
<b>21,300</b>	<b>20,897</b>	<b>17,354</b>	<b>787</b>	<b>351</b>	<b>2,011</b>	<b>24</b>	<b>334</b>	<b>36</b>	<b>20,436</b>	<b>264</b>	<b>114</b>	<b>68</b>	<b>1,756</b>	<b>4,347</b>	<b>2,831</b>	<b>167</b>	<b>9</b>	<b>1</b>	
<b>Miscellaneous Dyes</b>																			
2	2	1	0	0	1	0	0	0	2	0	0	0	0	1	0	0	0	0	
350	344	230	41	13	46	0	13	1	334	5	1	4	20	79	12	1	0	0	
1,299	1,242	1,061	95	25	47	4	8	2	1,200	27	3	12	20	203	28	5	0	0	
68	64	43	3	2	13	0	3	0	60	0	0	4	10	10	3	3	0	0	
380	342	148	44	75	56	1	17	1	323	6	0	10	34	67	30	6	0	0	
60	54	40	1	5	7	0	1	0	52	0	0	2	3	13	1	1	0	0	
<b>2,159</b>	<b>2,048</b>	<b>1,523</b>	<b>184</b>	<b>120</b>	<b>170</b>	<b>5</b>	<b>42</b>	<b>4</b>	<b>1,971</b>	<b>38</b>	<b>4</b>	<b>32</b>	<b>87</b>	<b>373</b>	<b>74</b>	<b>16</b>	<b>0</b>	<b>0</b>	
<b>Essential Oils</b>																			
<b>Miscellaneous Essential Oil</b>																			
658	598	290	94	60	119	2	29	4	425	125	6	41	87	62	207	19	1	0	
528	495	307	10	10	139	0	28	1	438	17	0	39	78	96	124	11	0	0	
657	598	363	27	7	168	1	32	0	555	18	7	17	135	124	109	26	5	0	
7,003	6,743	5,234	211	103	953	12	208	22	6,450	100	32	155	670	1,446	1,249	86	3	0	
37	35	8	1	1	23	1	1	0	21	7	4	2	13	7	6	3	0	0	
2,149	2,039	1,253	77	38	563	2	101	5	1,891	72	12	60	293	559	254	36	2	0	
<b>11,032</b>	<b>10,508</b>	<b>7,455</b>	<b>420</b>	<b>219</b>	<b>1,965</b>	<b>18</b>	<b>399</b>	<b>32</b>	<b>9,780</b>	<b>339</b>	<b>61</b>	<b>314</b>	<b>1,276</b>	<b>2,294</b>	<b>1,949</b>	<b>181</b>	<b>11</b>	<b>0</b>	
<b>Fertilizers</b>																			
<b>Miscellaneous Fertilizers</b>																			
1,573	1,530	845	105	50	434	2	89	5	1,475	25	22	7	54	260	72	6	0	0	
<b>Other Types of Fertilizer</b>																			
1,371	1,241	735	115	40	285	4	56	6	1,194	23	10	12	99	232	90	13	2	0	
2,060	1,968	1,227	139	53	446	3	92	8	1,897	28	25	13	114	414	123	8	0	0	

(Continued)

**Table 22A.** Demographic profile of SINGLE SUBSTANCE Nonpharmaceuticals exposure cases by generic category.

No. of Case Mentions	No. of Single Exposures	Age							Reason				Treated in Health Care Facility			Outcome		
		<= 5	6-12	13-19	>= 20	Unknown Child	Unknown Adult	Unknown Age	Unint	Int	Other	Adv Rxn	None	Minor	Moderate	Major	Death	
																		Age
Plant Hormones	60	56	26	2	1	21	0	0	54	0	1	0	8	13	7	1	0	0
Unknown Types of Fertilizer	110	100	48	7	6	33	1	1	92	2	3	2	15	14	15	3	0	0
<b>Category Total:</b>	<b>5,174</b>	<b>4,895</b>	<b>2,881</b>	<b>368</b>	<b>150</b>	<b>1,219</b>	<b>10</b>	<b>247</b>	<b>4,712</b>	<b>78</b>	<b>61</b>	<b>34</b>	<b>290</b>	<b>933</b>	<b>307</b>	<b>31</b>	<b>2</b>	<b>0</b>
<b>Fire Extinguishers</b>																		
Miscellaneous Fire Extinguisher	2,399	2,320	247	386	300	1,083	33	253	18	2,120	68	109	12	546	607	94	0	0
Miscellaneous Fire Extinguishers	2,399	2,320	247	386	300	1,083	33	253	18	2,120	68	109	12	546	607	94	0	0
<b>Category Total:</b>	<b>2,399</b>	<b>2,320</b>	<b>247</b>	<b>386</b>	<b>300</b>	<b>1,083</b>	<b>33</b>	<b>253</b>	<b>18</b>	<b>2,120</b>	<b>68</b>	<b>109</b>	<b>12</b>	<b>546</b>	<b>607</b>	<b>94</b>	<b>0</b>	<b>0</b>
<b>Foreign Bodies/Toys/Miscellaneous</b>																		
Miscellaneous Foreign Bodies/Toys/Miscellaneous	343	312	253	12	4	24	4	12	3	307	1	3	1	14	24	2	0	0
Ashe	3,559	3,516	3,285	141	21	54	7	6	2	3,487	20	5	4	121	405	539	17	1
Bubble Blowing Solutions	635	522	395	23	16	66	1	16	5	487	15	10	10	31	89	18	0	0
Charcoals	315	312	247	11	7	34	0	11	2	309	1	0	2	27	63	0	0	0
Christmas ornaments	4,652	4,577	3,841	610	51	51	13	10	1	4,502	62	5	1	1,622	1,131	441	54	4
Coins	25,281	25,105	21,796	1,371	359	1,183	66	295	35	24,741	252	87	12	987	2,838	186	1	0
Desiccants	5,613	4,824	3,825	148	89	543	18	183	18	4,662	31	112	8	165	614	114	16	0
Feces/Urine	6,175	6,102	1,326	495	321	2,627	98	1,139	96	5,938	48	83	30	385	857	307	25	0
Glass	21,768	21,710	16,385	4,156	517	428	60	144	20	21,392	271	17	14	877	2,236	3,862	49	1
Glow Products	253	244	194	7	6	33	0	4	0	229	12	0	3	19	41	18	3	0
Incense (Punk)	22,702	21,501	14,266	2,403	844	2,879	83	893	133	20,497	545	265	138	2,108	3,490	1,060	102	4
Other Types of Foreign Body, Toy, or Miscellaneous Substance	31	31	12	11	2	5	0	1	0	26	1	4	0	8	0	0	0	0
Oxygen Absorbers	1,992	1,747	1,191	122	39	312	8	73	2	1,664	34	11	30	108	216	121	14	0
Soil	6,460	6,403	5,009	1,055	117	154	17	46	5	6,285	84	16	15	420	839	403	16	0
Toys	780	763	550	103	24	64	6	15	1	721	14	16	7	75	132	45	12	1
Unknown Types of Foreign Body, Toy, or Miscellaneous Substance	1,770	1,756	405	304	158	539	39	293	18	1,711	24	9	9	125	358	30	0	0
<b>Thermometers</b>																		
Thermometers: Mercury	909	895	314	189	40	192	16	125	19	876	10	5	2	48	163	42	3	0
Thermometers: Other	314	312	72	44	14	134	0	44	4	308	1	2	0	23	25	1	0	0
Thermometers: Unknown	103,552	100,632	73,366	11,205	2,629	9,322	436	3,310	364	98,142	1,426	650	286	7,159	13,551	7,231	322	11
<b>Category Total:</b>	<b>103,552</b>	<b>100,632</b>	<b>73,366</b>	<b>11,205</b>	<b>2,629</b>	<b>9,322</b>	<b>436</b>	<b>3,310</b>	<b>364</b>	<b>98,142</b>	<b>1,426</b>	<b>650</b>	<b>286</b>	<b>7,159</b>	<b>13,551</b>	<b>7,231</b>	<b>322</b>	<b>11</b>
<b>Fumes/Gases/Vapors</b>																		
Miscellaneous Fumes/Gases/Vapors	321	306	31	52	33	153	1	32	4	279	16	3	7	70	34	76	21	1
Carbon Dioxide	14,289	12,934	1,596	994	847	7,112	160	1,794	431	12,520	317	21	14	5,310	3,592	2,976	1,169	157
Carbon Monoxide	1,557	1,494	64	27	82	1,063	2	202	54	1,430	62	0	1	236	134	485	117	0
Chloramine Gas	4,027	3,835	266	288	250	2,554	15	427	35	3,625	150	10	36	1,072	301	1,389	500	9
Chlorine Gas	1,967	1,877	56	36	122	1,449	7	193	14	1,795	80	0	2	442	170	691	255	3
Chlorine Gas (When Mixed with Hypochlorite)	855	766	64	29	37	505	7	111	13	753	9	0	1	327	95	216	90	22
Hydrogen Sulfide (Sewer Gas)	5,411	5,090	991	571	473	2,171	30	796	58	5,056	18	5	6	872	1,791	801	126	2
Methane and Natural Gas																		

(Continued)

**Table 22A.** Demographic profile of SINGLE SUBSTANCE Nonpharmaceuticals exposure cases by generic category.

No. of Case Mentions	No. of Single Exposures	Age							Reason			Treated in Health Care Facility			Outcome			
		<= 5	6-12	13-19	>= 20	Unknown			Unint	Int	Other	Adv Rxn	None	Minor	Moderate	Major	Death	
						Child	Adult	Age										
1,436	1,288	132	70	80	751	14	226	15	1,217	43	2	19	327	179	322	110	1	1
9	8	3	0	0	3	0	2	0	8	0	0	0	0	1	0	0	0	0
2,301	2,083	201	183	192	1,178	6	283	40	1,888	160	11	14	686	323	511	172	6	4
1,654	1,563	93	59	82	859	14	406	50	1,491	16	34	7	373	171	293	110	2	0
<b>33,827</b>	<b>31,244</b>	<b>3,497</b>	<b>2,309</b>	<b>2,198</b>	<b>17,798</b>	<b>256</b>	<b>4,472</b>	<b>714</b>	<b>30,062</b>	<b>871</b>	<b>86</b>	<b>107</b>	<b>9,715</b>	<b>6,791</b>	<b>7,760</b>	<b>2,670</b>	<b>203</b>	<b>76</b>
<b>Category Total:</b>																		
<b>Heavy Metals</b>																		
<b>Miscellaneous Heavy Metals</b>																		
888	813	435	48	38	223	0	54	15	758	13	23	9	70	95	45	7	0	0
733	644	143	20	24	373	3	68	13	408	18	104	13	334	96	42	30	2	1
26	19	1	1	6	7	0	4	0	13	1	1	3	6	3	3	2	0	0
60	36	2	0	0	25	0	6	1	22	1	3	1	16	11	3	1	1	0
606	493	70	27	126	209	1	53	7	432	23	10	19	142	58	129	30	1	0
15	14	7	0	1	1	0	0	0	13	0	0	1	0	1	0	0	0	0
1	1	1	0	0	0	0	0	0	1	0	0	0	0	0	0	0	0	0
2,256	2,076	981	176	90	620	19	172	18	1,921	38	28	17	921	485	124	58	6	0
41	34	3	3	3	23	0	1	1	27	1	0	2	19	2	6	5	1	0
119	112	17	2	9	61	0	20	3	90	3	3	13	39	28	8	4	1	0
1,247	1,174	92	92	92	612	11	229	46	1,032	34	37	29	321	238	52	15	4	0
392	347	21	11	26	264	1	20	4	304	31	5	5	117	20	87	45	2	0
2,746	1,850	663	95	93	814	3	158	24	1,485	152	47	149	402	296	164	66	6	1
3	2	0	0	0	2	0	0	0	2	0	0	0	2	0	2	0	0	0
17	14	1	0	0	10	0	2	1	9	0	2	2	8	3	0	2	0	0
66	63	14	2	1	31	0	10	5	41	1	11	6	20	7	8	4	1	0
<b>9,216</b>	<b>7,692</b>	<b>2,451</b>	<b>485</b>	<b>508</b>	<b>3,275</b>	<b>38</b>	<b>797</b>	<b>138</b>	<b>6,558</b>	<b>316</b>	<b>274</b>	<b>269</b>	<b>2,417</b>	<b>1,343</b>	<b>674</b>	<b>269</b>	<b>25</b>	<b>2</b>
<b>Category Total:</b>																		
<b>Hydrocarbons</b>																		
<b>Miscellaneous Hydrocarbons</b>																		
100	89	5	0	3	58	0	15	8	86	1	0	1	52	19	19	7	0	0
26	24	3	3	3	13	0	2	0	23	1	0	0	6	12	4	2	0	0
915	862	116	26	126	494	5	85	10	802	39	17	3	199	182	228	47	4	0
5,171	4,874	358	261	479	3,074	19	613	70	3,761	1,008	50	28	1,822	822	1,106	536	45	13
11,024	10,635	2,100	663	977	5,855	16	947	77	9,669	818	91	25	2,049	1,413	3,551	308	13	1
888	835	382	39	30	316	1	62	5	776	38	15	2	291	151	247	63	7	0
1,468	1,427	953	57	40	322	1	45	9	1,372	34	17	2	451	375	334	95	10	1
2,243	2,082	1,098	68	127	641	7	128	13	1,924	74	59	13	657	429	518	128	13	1
3,628	3,394	1,965	134	137	960	9	172	17	3,256	77	43	9	581	932	492	60	1	0
21	21	13	0	0	8	0	0	0	21	0	0	0	7	7	4	0	0	0
1,606	1,451	433	79	75	728	2	132	2	1,341	79	17	8	466	229	406	92	5	0
244	198	36	7	14	121	0	19	1	179	13	3	2	87	24	69	19	2	0
4,121	3,783	1,860	119	189	1,333	18	244	20	3,569	115	57	33	958	782	804	174	13	0

(Continued)

**Table 22A.** Demographic profile of SINGLE SUBSTANCE Nonpharmaceuticals exposure cases by generic category.

No. of Case Mentions	No. of Single Exposures	Age							Reason				Treated in Health Care Facility			Outcome			
		<= 5	6-12	13-19	>= 20	Unknown		Unint	Int	Other	Adv Rxn	None	Minor	Moderate	Major	Death			
						Child	Adult												
Toluene and/or Xylene (Excluding Adhesives)	663	59	12	31	363	0	67	21	521	21	5	2	278	37	167	103	4	2	
Turpentine	362	78	15	15	178	1	28	4	273	28	7	4	92	61	68	16	1	0	
Unknown Types of Hydrocarbon	545	484	163	41	30	192	51	4	422	51	8	2	176	99	126	50	4	0	
<b>Category Total:</b>	<b>33,025</b>	<b>9,622</b>	<b>1,524</b>	<b>2,276</b>	<b>14,656</b>	<b>82</b>	<b>2,610</b>	<b>261</b>	<b>27,995</b>	<b>2,397</b>	<b>389</b>	<b>134</b>	<b>8,172</b>	<b>5,574</b>	<b>8,143</b>	<b>1,700</b>	<b>122</b>	<b>18</b>	
<b>Miscellaneous Industrial Cleaners</b>																			
Industrial Cleaner:	2,884	184	145	190	1,812	10	371	21	2,549	136	28	17	738	293	808	270	4	0	
Disinfectants	1,483	372	34	85	700	6	151	4	1,249	55	32	9	552	186	467	127	3	0	
Industrial Cleaner: Other or Unknown	1,345	263	33	50	670	3	109	10	1,068	37	21	8	413	158	338	103	3	2	
Industrial Cleaners: Acids	2,369	477	60	134	1,319	2	186	7	2,062	69	31	18	1,083	228	722	338	24	0	
Industrial Cleaners: Alkalis	652	276	28	41	211	3	25	0	538	24	16	4	110	92	107	20	0	0	
Industrial Cleaners: Antionics or Nonionics	843	800	117	36	59	4	75	10	703	78	12	6	333	104	277	35	1	0	
Industrial Cleaners: Cationics	<b>9,576</b>	<b>8,792</b>	<b>1,689</b>	<b>336</b>	<b>5,211</b>	<b>28</b>	<b>917</b>	<b>52</b>	<b>8,169</b>	<b>399</b>	<b>140</b>	<b>62</b>	<b>3,229</b>	<b>1,061</b>	<b>2,719</b>	<b>893</b>	<b>35</b>	<b>2</b>	
<b>Infectious and Toxin-Mediated Diseases</b>																			
<b>Botulinum Toxins</b>																			
Botulism	155	139	32	2	4	85	15	1	103	8	4	21	42	17	8	7	10	0	
<b>Ichthyosarcotoxins</b>																			
Ciguatera Poisoning	190	186	3	7	14	134	21	7	151	0	0	35	81	4	42	64	3	0	
Chupeotoxic Fish Poisoning	18	18	1	0	0	16	1	0	11	0	2	5	5	2	8	3	0	0	
Other Types of Seafood Poisoning	211	199	7	6	9	149	25	1	165	1	0	32	69	23	52	24	3	0	
Paralytic Shellfish Poisoning	193	188	9	11	8	128	25	5	158	2	0	27	39	4	39	20	1	0	
Scombroid Fish Poisoning	161	158	8	5	7	113	24	1	111	1	2	44	30	11	37	26	2	0	
Tetrodon Poisoning	142	141	25	24	20	59	12	1	126	5	3	3	32	17	24	6	0	0	
<b>Infectious Diseases</b>																			
Bacterial Diseases	13	12	3	0	2	4	3	0	11	0	0	1	4	2	0	1	0	0	
Fungal Diseases	69	68	23	6	4	31	4	0	61	0	4	3	1	9	5	0	0	0	
Other Types of Bacterial Food Poisoning	537	519	130	49	32	248	53	6	489	1	9	17	86	76	78	37	0	0	
(Salmonella, Shigella, Vibrio, Staphylococcus, Streptococcus, etc)	1	1	1	0	0	0	0	0	1	0	0	0	0	0	0	0	0	0	
Parasitic Diseases	1,941	1,920	260	111	143	1,163	205	30	1,794	5	32	87	219	86	339	94	4	0	
Unknown Types of Bacterial Food Poisoning	10,127	9,927	1,290	656	690	6,004	1,114	124	9,405	16	124	354	1,122	554	1,677	535	4	0	
Unknown Types of Suspected Food Poisoning	2	2	0	0	0	2	0	0	2	0	0	0	1	0	0	0	0	0	
Viral Diseases	<b>13,760</b>	<b>13,478</b>	<b>1,792</b>	<b>877</b>	<b>933</b>	<b>8,136</b>	<b>1,502</b>	<b>176</b>	<b>12,588</b>	<b>39</b>	<b>180</b>	<b>629</b>	<b>1,731</b>	<b>805</b>	<b>2,309</b>	<b>817</b>	<b>27</b>	<b>0</b>	

(Continued)

**Table 22A.** Demographic profile of SINGLE SUBSTANCE Nonpharmaceuticals exposure cases by generic category.

Information Calls	No. of Case Mentions	No. of Single Exposures	Age						Reason			Treated in Health Care Facility			Outcome				
			<= 5	6-12	13-19	>= 20	Unknown Child	Unknown Adult	Unknown Age	Unint	Int	Other	Adv Rxn	None	Minor	Moderate	Major	Death	
																			815
<b>Food Information Calls</b>	12,281	10,421	5,827	815	428	2,604	35	616	96	8,553	455	466	896	894	1,357	1,075	174	12	0
Information Calls About Food Products, Additives or Supplements																			
Information Calls About Possibly Spoiled Foods	13,520	13,144	3,562	1,293	835	5,891	62	1,355	146	12,173	48	443	467	484	1,452	805	130	3	0
<b>Category Total:</b>	<b>25,801</b>	<b>23,565</b>	<b>9,389</b>	<b>2,108</b>	<b>1,263</b>	<b>8,495</b>	<b>97</b>	<b>1,971</b>	<b>242</b>	<b>20,726</b>	<b>503</b>	<b>909</b>	<b>1,363</b>	<b>1,378</b>	<b>2,809</b>	<b>1,880</b>	<b>304</b>	<b>15</b>	<b>0</b>
<b>Lacrimators</b>																			
<b>Miscellaneous Lacrimators</b>	3,200	3,171	668	742	419	1,027	33	235	47	2,499	132	407	26	615	83	1,488	125	4	0
Lacrimators: Capsicum Defense Sprays																			
Lacrimators: CN (Chloroacetophenone)	1,014	1,004	140	103	524	188	0	42	7	862	28	91	4	133	30	280	29	0	0
Lacrimators: CS (O-Chlorobenzylidene Malonitrile)	21	18	2	2	8	5	0	1	0	17	0	1	0	4	0	11	2	0	0
Lacrimators: Other	50	36	2	0	4	24	0	4	2	33	0	2	0	15	5	11	2	0	0
Lacrimators: Unknown	101	93	16	13	12	39	1	9	3	69	2	17	2	37	2	43	8	0	0
<b>Category Total:</b>	<b>4,386</b>	<b>4,322</b>	<b>828</b>	<b>860</b>	<b>967</b>	<b>1,283</b>	<b>34</b>	<b>291</b>	<b>59</b>	<b>3,480</b>	<b>162</b>	<b>518</b>	<b>32</b>	<b>804</b>	<b>120</b>	<b>1,833</b>	<b>166</b>	<b>4</b>	<b>0</b>
<b>Matches/Fireworks/Explosives</b>																			
<b>Miscellaneous Matches/Fireworks/Explosives</b>	1,507	1,476	1,197	93	46	107	6	21	6	1,421	40	10	2	132	385	91	19	3	0
Explosives	181	167	93	26	10	30	1	6	1	150	13	4	0	46	46	26	7	2	0
Fireworks	731	724	614	39	21	37	4	7	2	708	10	3	1	64	233	51	8	0	0
Matches	523	514	458	14	10	26	1	4	1	496	14	2	1	16	92	4	2	0	0
Other Types of Match, Firework, or Explosive Unknown Types of Match, Firework, or Explosive	63	62	27	14	5	10	0	4	2	58	3	1	0	2	12	9	1	0	0
<b>Category Total:</b>	<b>1,507</b>	<b>1,476</b>	<b>1,197</b>	<b>93</b>	<b>46</b>	<b>107</b>	<b>6</b>	<b>21</b>	<b>6</b>	<b>1,421</b>	<b>40</b>	<b>10</b>	<b>2</b>	<b>132</b>	<b>385</b>	<b>91</b>	<b>19</b>	<b>3</b>	<b>0</b>
<b>Miscellaneous Foods</b>																			
<b>Foods</b>	3,170	3,050	568	334	474	1,361	7	277	29	2,262	173	72	531	248	62	1,245	121	0	1
Capsicum Peppers																			
Food Additives	36	29	11	1	4	12	0	1	0	23	0	0	6	3	5	7	0	0	0
Food Products	261	237	114	17	4	79	2	18	3	187	7	7	29	28	42	24	10	1	0
Monosodium Glutamate (MSG)	38	31	2	0	2	24	0	2	1	10	2	0	19	5	3	8	6	0	0
Other Adverse Reactions to Food	1,662	1,549	371	150	108	646	12	238	24	589	47	67	835	282	79	333	130	4	0
<b>Category Total:</b>	<b>5,167</b>	<b>4,896</b>	<b>1,066</b>	<b>502</b>	<b>592</b>	<b>2,122</b>	<b>21</b>	<b>536</b>	<b>57</b>	<b>3,071</b>	<b>229</b>	<b>146</b>	<b>1,420</b>	<b>566</b>	<b>191</b>	<b>1,617</b>	<b>267</b>	<b>5</b>	<b>1</b>
<b>Mushrooms</b>																			
<b>Miscellaneous Mushrooms</b>	31	27	7	2	5	11	0	1	1	17	9	0	1	21	3	6	5	5	0
Group 1 Mushrooms: Cyclopeptides																			
Group 1A Mushrooms: Orellanine	1	1	1	0	0	0	0	0	0	1	0	0	0	0	1	0	0	0	0
Group 2 Mushrooms: Muscimol (Iboenic Acid)	61	52	10	3	5	32	0	2	0	23	29	0	0	34	6	10	16	4	0
Group 3 Mushrooms: Monomethylhydrazine (MMH)	29	26	1	2	0	21	0	2	0	20	0	0	6	10	14	7	1	0	0

(Continued)

**Table 22A.** Demographic profile of SINGLE SUBSTANCE Nonpharmaceuticals exposure cases by generic category.

No. of Case Mentions	No. of Single Exposures	Age							Reason			Treated in Health Care Facility			Outcome			
		<= 5	6-12	13-19	>= 20	Unknown			Unint	Other	Adv Rxn	None	Minor	Moderate	Major	Death		
						Child	Adult	Age										
11	11	1	0	0	10	0	0	0	10	1	0	0	7	0	7	2	0	0
Group 4 Mushrooms: Muscarine and Histamine																		
5	3	2	0	0	1	0	0	0	2	1	0	0	0	1	1	0	0	0
Group 5 Mushrooms: Coprine																		
476	342	18	8	133	156	0	15	12	50	285	2	2	278	38	64	142	5	0
Group 6 Mushrooms: Hallucinogenics (Psilocybin and Psilocin)																		
219	199	73	12	11	90	0	10	3	143	37	0	17	93	58	63	32	0	0
Group 7 Mushrooms: Gastrointestinal Irritants																		
85	76	35	7	1	30	0	2	1	67	1	0	7	16	27	12	1	0	0
Mushrooms: Miscellaneous, Non-Toxic																		
140	125	46	8	3	62	1	5	0	96	2	4	22	34	24	29	12	2	0
Mushrooms: Other Potentially Toxic																		
5,517	5,342	3,625	497	267	851	9	78	15	4,645	556	14	105	1,488	2,372	656	213	15	1
Mushrooms: Unknown																		
<b>6,575</b>	<b>6,204</b>	<b>3,819</b>	<b>539</b>	<b>425</b>	<b>1,264</b>	<b>10</b>	<b>115</b>	<b>32</b>	<b>5,074</b>	<b>921</b>	<b>20</b>	<b>160</b>	<b>1,981</b>	<b>2,544</b>	<b>855</b>	<b>424</b>	<b>31</b>	<b>1</b>
<b>Category Total:</b>																		
<b>Other/Unknown Nondrug Substances</b>																		
<b>Miscellaneous Other/Unknown Nondrug Substances</b>																		
24,382	22,495	11,532	2,167	902	6,042	132	1,421	299	20,326	687	652	587	3,038	4,526	3,684	531	29	2
Other Non-Drug Substances																		
4,682	4,392	1,095	281	251	2,061	31	568	105	2,891	153	750	230	1,409	403	562	235	42	9
Unknown Substances Unlikely to be Drug Products																		
<b>29,064</b>	<b>26,887</b>	<b>12,627</b>	<b>2,448</b>	<b>1,153</b>	<b>8,103</b>	<b>163</b>	<b>1,989</b>	<b>404</b>	<b>23,217</b>	<b>840</b>	<b>1,402</b>	<b>817</b>	<b>4,447</b>	<b>4,929</b>	<b>4,246</b>	<b>766</b>	<b>71</b>	<b>11</b>
<b>Category Total:</b>																		
<b>Paints and Stripping Agents</b>																		
<b>Miscellaneous Paints and Stripping Agents</b>																		
442	425	194	13	15	165	2	29	7	416	3	1	5	87	51	77	21	3	0
Other Types of Paint, Varnish or Lacquer																		
5,479	5,162	3,454	228	156	988	52	265	19	5,002	81	17	53	591	879	387	72	6	1
Unknown Types of Paint, Varnish or Lacquer																		
929	869	247	43	31	422	4	115	7	836	13	10	8	167	126	198	41	0	0
Varnishes and Lacquers																		
11	8	0	0	0	5	0	3	0	7	1	0	0	1	1	4	0	0	0
Anti-Algae Paints																		
27	24	4	2	2	14	0	2	0	22	1	0	1	9	0	4	2	0	0
Anti-Corrosion Paints																		
2,148	2,013	605	225	136	832	7	194	14	1,872	90	12	33	408	296	423	92	6	0
Oil-Base Paints																		
2,976	2,890	2,220	117	60	405	2	83	3	2,840	23	9	16	198	502	181	20	0	0
Water Base Paints (Acrylic, Latex, etc)																		
629	575	250	15	27	225	2	53	3	559	4	4	7	72	110	96	11	0	0
Wood stains																		
<b>Stripping Agents</b>																		
314	285	47	9	11	187	0	28	3	269	7	1	6	130	16	102	37	2	1
Methylene Chloride Stripping Agents																		
406	376	76	10	16	240	2	31	1	354	11	4	6	150	41	104	47	3	0
Other Types of Stripping Agent																		
60	55	7	1	1	36	0	10	0	51	0	2	1	27	4	17	10	1	0
Unknown Types of Stripping Agent																		
<b>13,421</b>	<b>12,682</b>	<b>7,104</b>	<b>663</b>	<b>455</b>	<b>3,519</b>	<b>71</b>	<b>813</b>	<b>57</b>	<b>12,228</b>	<b>234</b>	<b>60</b>	<b>136</b>	<b>1,840</b>	<b>2,026</b>	<b>1,593</b>	<b>353</b>	<b>21</b>	<b>2</b>
<b>Category Total:</b>																		
<b>Pesticides</b>																		
<b>Fumigants</b>																		
84	64	1	0	5	54	0	2	2	62	1	0	1	41	12	24	8	0	1
Aluminum Phosphide																		
47	42	7	1	2	30	0	1	1	40	2	0	0	13	10	8	2	2	0
Other Fumigants																		

(Continued)

**Table 22A.** Demographic profile of SINGLE SUBSTANCE Nonpharmaceuticals exposure cases by generic category.

No. of Case Mentions	No. of Single Exposures	Age							Reason			Treated in Health Care Facility				Outcome			
		Age							Unint	Int	Other	Adv Rxn	None	Minor	Moderate	Major	Death		
		<= 5	6-12	13-19	>= 20	Unknown Child	Unknown Adult	Unknown Age											
Sulfury Fluoride	215	200	31	15	4	133	0	14	3	194	1	3	2	33	26	18	5	0	
Unknown Fungigants	72	67	6	3	4	44	0	9	1	61	1	1	2	17	6	12	3	0	
<b>Fungicides (Non-medicinal)</b>																			
Carbamate Fungicides	88	67	14	3	2	43	1	4	0	64	2	0	1	21	12	15	4	0	
Copper Compound Fungicides	76	63	9	1	0	43	0	8	2	61	2	0	0	8	8	8	0	0	
Other Types of Non-Medicinal Fungicide	614	510	102	24	10	265	1	104	4	491	8	4	7	137	137	100	21	0	
Phthalimide Fungicides	55	39	18	8	2	9	0	2	0	35	3	0	1	3	6	0	1	0	
Unknown Types of Non-Medicinal Fungicide	26	20	10	1	0	8	0	1	0	19	0	0	1	3	1	1	1	0	
Wood Preservatives	135	130	21	7	2	78	0	21	1	127	1	0	2	23	22	26	7	0	
<b>Herbicides (Including Algaecides, Defoliant, Desiccants, Plant Growth Regulators)</b>																			
Carbamate Herbicides (Excluding Metam Sodium)	11	8	0	0	0	7	0	1	0	6	2	0	0	3	0	2	3	0	
Chlorophenoxy Herbicides	1,807	1,596	340	63	41	941	5	191	15	1,533	17	2	38	297	283	418	47	2	
Diquat	382	351	61	13	8	233	0	34	2	339	8	0	3	61	76	79	17	0	
Glyphosate	3,427	3,101	679	115	105	1,857	3	322	20	2,922	49	32	92	496	663	772	70	4	
Other Types of Herbicide	1,272	1,043	227	42	29	618	3	117	7	990	13	2	30	205	190	210	29	1	
Paraquat	96	87	3	1	4	65	0	12	2	73	7	2	2	57	12	20	14	1	
Triazine Herbicides	200	166	31	3	4	102	0	24	2	158	2	1	4	33	32	39	6	0	
Unknown Types of Herbicide	464	394	93	39	17	195	1	44	5	374	4	10	3	72	55	79	9	1	
Urea Herbicides	25	13	2	0	3	8	0	0	0	11	2	0	0	2	3	1	0	0	
<b>Insecticides (Including Insect Growth Regulators, Molluscicides, Nematicides)</b>																			
Carbamate Insecticides	1,557	1,439	496	79	61	632	3	160	8	1,304	74	28	20	289	296	186	51	12	
Alone																			
Carbamate Insecticides in Combination with Other Insecticides	218	202	32	5	11	128	0	26	0	191	7	0	3	31	23	40	10	0	
Chlorinated Hydrocarbon Insecticides Alone	213	188	49	9	11	93	0	25	1	166	5	5	11	46	41	28	9	0	
Chlorinated Hydrocarbon Insecticides in Combination with Other Insecticides	168	160	62	3	4	72	0	19	0	145	5	4	6	32	23	34	7	1	
Insect Growth Regulators	188	91	38	3	7	37	0	6	0	87	1	1	2	10	17	14	0	0	
Metalddehyde	59	54	25	2	0	22	2	2	1	51	3	0	0	10	10	4	4	0	
Nicotine (Excluding Tobacco Products)	21	20	13	0	2	4	0	1	0	19	0	1	0	7	4	8	1	0	
Organophosphate Insecticides Alone	2,598	2,354	615	146	79	1,249	4	229	32	2,139	111	13	78	615	524	474	119	21	
Organophosphate Insecticides in Combination with Carbamate Insecticides	34	34	6	2	1	17	0	8	0	33	1	0	0	8	5	6	0	0	
Organophosphate Insecticides in Combination with Non-Carbamate Insecticides	567	544	94	31	19	322	0	76	2	506	16	7	15	87	86	122	23	1	
Other Types of Insecticide	9,569	8,995	4,102	396	213	3,472	15	727	70	8,647	106	50	182	798	1,669	912	116	5	

(Continued)

**Table 22A.** Demographic profile of SINGLE SUBSTANCE Nonpharmaceuticals exposure cases by generic category.

Case Mentions	No. of Single Exposures	Age							Reason			Treated in Health Care Facility			Outcome				
		<= 5	6-12	13-19	>= 20	Unknown Child	Unknown Adult	Unknown Age	Unit	Int	Other	Adv Rxn	None	Minor	Moderate	Major	Death		
																		Unint	Int
Pyrethrins	5,536	1,673	430	188	2,322	10	493	35	4,668	156	38	277	958	668	1,152	267	7	0	
Pyrethroids	23,376	5,484	1,054	868	12,284	46	2,188	222	20,502	599	198	780	3,551	3,541	5,448	700	26	0	
Rotenone	49	12	1	0	31	0	5	0	46	1	1	1	6	7	11	2	0	0	
Unknown Types of Insecticide	4,446	940	215	186	2,064	29	555	53	3,618	129	124	130	1,072	490	818	174	10	1	
<b>Miscellaneous Pesticides</b>																			
Arsenic Pesticides	40	38	22	1	10	0	4	0	38	0	0	0	3	9	2	0	0	0	
Borates and/or Boric Acid Pesticides (Excluding Other Uses)	5,634	4,776	118	58	454	4	100	15	5,438	48	17	20	446	1,228	173	17	0	0	
Metam Sodium	2	0	0	0	0	0	2	0	2	0	0	0	1	0	1	0	0	0	
<b>Repellents</b>																			
Animal Repellents	416	116	26	23	194	0	41	2	373	5	11	13	41	41	103	9	0	0	
Insect Repellents with DEET	3,950	2,064	537	191	885	18	173	17	3,536	73	41	224	395	509	1,110	79	4	1	
Insect Repellents without DEET	1,465	1,045	106	31	195	6	41	3	1,363	17	8	37	73	251	250	13	0	0	
Naphthalene Moth Repellants (Excluding Deodorizing Products)	1,256	838	55	23	228	3	79	6	1,184	30	2	12	217	395	94	11	1	0	
Other Types of Moth Repellent	6	3	0	0	2	0	1	0	6	0	0	0	0	3	0	0	0	0	
Paradichlorobenzene Moth Repellants (Excluding Deodorizing Products)	132	70	2	2	36	3	13	1	124	1	0	1	16	27	18	3	0	0	
Unknown Types of Insect Repellent	112	53	12	5	29	0	9	0	97	3	2	5	10	13	22	3	0	0	
Unknown Types of Moth Repellent	2,353	1,087	106	42	635	22	411	17	2,205	74	12	26	336	459	201	32	2	0	
<b>Rodenticides</b>																			
ANTU (1-naphthalenylthiourea)	2	0	0	0	0	0	0	0	0	0	0	0	0	0	0	0	0	0	
Bromethalin Rodenticides	542	363	13	4	99	3	22	3	451	39	12	0	188	174	21	7	0	0	
Cholecalciferol Rodenticides	4	3	1	0	0	0	0	0	4	0	0	0	0	0	0	0	0	0	
Cyanide Rodenticides	1	0	0	0	1	0	0	0	1	0	0	0	1	0	1	0	0	0	
Long-Acting Anticoagulant Rodenticides	8,783	7,302	168	85	765	15	142	33	8,101	292	77	18	2,441	2,276	130	36	13	1	
Other Types of Rodenticide	333	194	20	6	77	2	15	4	297	14	3	3	52	61	22	8	3	0	
Sodium Monofluoroacetate	2	0	0	0	1	0	0	0	0	0	0	1	0	0	0	0	0	0	
Strychnine Rodenticides	69	6	0	4	33	0	11	0	26	7	18	0	27	10	3	3	2	1	
Unknown Types of Rodenticide	1,371	845	32	28	256	5	67	14	1,047	97	80	4	482	317	56	16	3	0	
Warfarin Type Anticoagulant Rodenticides	180	136	3	9	17	0	7	0	159	9	2	1	62	59	1	2	0	0	
Zinc Phosphide Rodenticides	92	27	4	1	48	2	6	1	81	5	1	2	33	25	16	4	0	0	
<b>Category Total:</b>	<b>84,440</b>	<b>79,405</b>	<b>34,246</b>	<b>3,919</b>	<b>2,405</b>	<b>206</b>	<b>6,575</b>	<b>607</b>	<b>74,215</b>	<b>2,053</b>	<b>813</b>	<b>2,061</b>	<b>13,869</b>	<b>14,815</b>	<b>13,313</b>	<b>1,973</b>	<b>122</b>	<b>22</b>	

(Continued)



**Table 22A.** Demographic profile of SINGLE SUBSTANCE Nonpharmaceuticals exposure cases by generic category.

Photographic Products	No. of Case Mentions	No. of Single Exposures	Age						Reason			Treated in Health Care Facility			Outcome				
			<= 5	6-12	13-19	>= 20	Unknown			Unint	Int	Other	Adv Rxn	None	Minor	Moderate	Major	Death	
							Child	Adult	Age										
<b>Miscellaneous Photographic Products</b>																			
Developers, Fixing Baths, Stop Baths	105	93	23	4	28	33	0	3	2	86	1	1	4	21	11	20	4	0	0
Other Types of Photographic Product	140	123	78	5	8	22	0	10	0	122	1	0	0	8	16	12	1	0	0
Photographic Coating Fluids	2	2	0	0	0	2	0	0	0	2	0	0	0	1	0	1	0	0	0
Unknown Types of Photographic Product	2	2	1	0	0	1	0	0	0	2	0	0	0	1	0	0	0	0	0
<b>Category Total:</b>	<b>249</b>	<b>220</b>	<b>102</b>	<b>9</b>	<b>36</b>	<b>58</b>	<b>0</b>	<b>13</b>	<b>2</b>	<b>212</b>	<b>2</b>	<b>1</b>	<b>4</b>	<b>31</b>	<b>27</b>	<b>33</b>	<b>5</b>	<b>0</b>	<b>0</b>
<b>Miscellaneous Plants</b>																			
Plants: Amygdalin and/or Cyanogenic Glycosides	3,439	3,355	1,894	436	104	735	9	162	15	3,098	107	13	130	192	696	152	20	0	0
Plants: Anticholinergics	562	509	268	42	58	127	0	14	0	383	109	3	11	158	144	44	60	6	0
Plants: Cardiac Glycosides (Excluding Drugs)	1,419	1,381	721	192	53	351	1	59	4	1,277	82	4	16	201	360	91	30	1	1
Plants: Colchicine	16	15	9	2	0	3	0	1	0	14	1	0	0	2	6	0	0	0	0
Plants: Depressants	181	155	90	13	6	37	0	7	2	121	23	2	8	28	22	15	7	1	0
Plants: Gastrointestinal Irritants (Excluding Oxalate Containing Plants)	6,799	6,486	4,565	671	183	859	10	186	12	6,011	250	23	188	500	1,259	588	74	4	0
Plants: Hallucinogenics (Code as Street Drug Unless Plant Part Involved)	441	374	92	17	84	165	0	14	2	177	158	5	31	158	49	78	71	4	0
Plants: Nicotine (Excluding Tobacco Products)	160	146	60	9	10	54	0	12	1	130	12	0	3	56	25	35	20	1	0
Plants: Non-Toxic	5,465	5,081	3,578	636	131	561	26	129	20	4,590	181	15	287	250	609	345	43	1	0
Plants: Other Toxic Types	4,419	4,181	2,746	504	131	636	16	122	26	3,721	289	10	149	506	932	311	103	13	1
Plants: Oxalates	5,328	5,248	3,892	542	145	528	17	113	11	4,922	256	8	54	380	1,009	983	43	1	0
Plants: Skin Irritants (Excluding Oxalate Containing Plants)	5,265	4,909	2,258	496	202	1,556	15	343	39	4,488	152	14	241	631	548	695	209	2	0
Plants: Solanine	1,668	1,626	1,049	127	34	341	5	65	5	1,492	55	2	72	139	380	109	14	0	0
Plants: Stimulants	342	319	118	19	22	135	0	24	1	272	33	1	10	91	83	32	14	1	0
Plants: Toxalbumins	315	293	115	27	20	109	0	15	7	224	53	13	2	124	101	56	14	2	0
Plants: Unknown Toxic Types or Unknown if Toxic	10,374	9,869	6,841	1,212	263	1,200	44	270	39	9,238	359	26	225	802	1,792	735	117	11	0
<b>Category Total:</b>	<b>46,193</b>	<b>43,947</b>	<b>28,296</b>	<b>4,945</b>	<b>1,446</b>	<b>7,397</b>	<b>143</b>	<b>1,536</b>	<b>184</b>	<b>40,158</b>	<b>2,120</b>	<b>139</b>	<b>1,427</b>	<b>4,218</b>	<b>8,015</b>	<b>4,269</b>	<b>839</b>	<b>48</b>	<b>2</b>
<b>Polishes and Waxes</b>																			
Floor Waxes, Polishes, or Sealers	441	409	243	8	3	126	2	26	1	386	9	3	10	62	81	68	8	0	0
Furniture Polishes	1,667	1,601	1,350	51	34	127	3	36	0	1,559	24	8	10	130	459	206	13	1	0
Miscellaneous Polishes and Waxes (Excluding Mineral Seal Oils)	2,120	2,031	1,502	59	48	328	4	85	5	1,963	26	14	25	227	484	220	29	1	0
<b>Category Total:</b>	<b>4,228</b>	<b>4,041</b>	<b>3,095</b>	<b>118</b>	<b>85</b>	<b>581</b>	<b>9</b>	<b>147</b>	<b>6</b>	<b>3,908</b>	<b>59</b>	<b>25</b>	<b>45</b>	<b>419</b>	<b>1,024</b>	<b>494</b>	<b>50</b>	<b>2</b>	<b>0</b>

(Continued)

**Table 22A.** Demographic profile of SINGLE SUBSTANCE Nonpharmaceuticals exposure cases by generic category.

Radiation	No. of Case Mentions	No. of Single Exposures	Age							Reason			Treated in Health Care Facility			Outcome		
			<= 5	6-12	13-19	>= 20	Unknown Child	Unknown Adult	Unknown Age	Unint	Int	Other	Adv Rxn	None	Minor	Moderate	Major	Death
<b>Ionizing Radiation</b>	2	0	0	0	0	0	0	0	0	0	0	0	0	0	0	0	0	
Alpha Radiation	85	82	5	1	3	52	2	61	2	5	12	21	13	4	2	0	0	
Ionizing Radiation: Type Unknown	100	76	14	6	5	35	3	73	0	0	2	18	19	5	0	0	0	
Radon Specific	57	45	6	4	2	27	0	37	2	2	2	17	15	2	0	1	0	
Nonpharmaceutical Radionuclides	16	15	1	1	0	7	5	12	0	0	1	4	0	1	0	0	0	
X-ray Radiation	2	2	0	0	0	1	1	2	0	0	0	1	0	1	0	0	0	
<b>Miscellaneous Radiation</b>	2	2	0	0	0	1	1	0	2	0	0	1	0	1	0	0	0	
Nonpharmaceutical Radiation: Type Unknown	2	2	1	0	0	0	0	1	2	0	0	2	0	0	0	0	0	
<b>Non-ionizing Radiation</b>	2	2	1	0	0	0	0	1	2	0	0	2	0	0	0	0	0	
Extremely Low-frequency Radiation	3	3	0	2	0	1	0	3	0	0	0	0	1	0	0	0	0	
Infrared Radiation	26	25	0	0	2	14	8	22	1	1	1	6	2	2	0	0	0	
Microwave Radiation	14	14	1	0	0	8	4	13	1	0	0	8	7	1	1	0	0	
Non-ionizing Radiation: Type Unknown	8	8	0	0	1	4	3	8	0	0	0	8	0	2	0	0	0	
Radio Frequency Radiation	12	10	0	0	2	5	2	8	0	0	2	3	2	0	3	0	0	
Ultraviolet Radiation	12	12	1	1	0	7	3	6	0	3	2	4	1	0	2	0	0	
Visible Light Radiation (Lasers)	<b>339</b>	<b>294</b>	<b>29</b>	<b>15</b>	<b>15</b>	<b>161</b>	<b>64</b>	<b>10</b>	<b>247</b>	<b>6</b>	<b>11</b>	<b>22</b>	<b>60</b>	<b>18</b>	<b>8</b>	<b>1</b>	<b>0</b>	
<b>Category Total: Sporting Equipment</b>	64	61	44	9	4	3	1	0	57	4	0	0	14	5	0	0	0	
Miscellaneous Sporting Equipment	20	18	8	4	1	4	1	0	18	0	0	3	6	1	0	0	0	
Fishing Baits	1	1	0	0	1	0	0	0	1	0	0	0	1	0	0	0	0	
Fishing Products, Miscellaneous	30	28	15	0	0	10	3	0	24	1	1	2	8	6	1	0	0	
Golf Balls (Including Liquid Center of Golf Balls)	267	251	164	24	14	35	11	234	9	4	0	84	78	24	6	0	0	
Gun Bluing Compounds	12	12	10	0	1	1	0	0	11	1	0	1	3	2	0	0	0	
Hunting Products, Miscellaneous	2	2	1	1	0	0	0	0	2	0	0	0	2	0	0	0	0	
Other Types of Sporting Equipment	<b>396</b>	<b>373</b>	<b>242</b>	<b>38</b>	<b>21</b>	<b>53</b>	<b>16</b>	<b>1</b>	<b>347</b>	<b>15</b>	<b>5</b>	<b>2</b>	<b>112</b>	<b>38</b>	<b>7</b>	<b>0</b>	<b>0</b>	
<b>Category Total: Swimming Pool/Aquarium</b>	1,452	1,399	440	169	82	609	91	5	1,372	10	5	12	260	406	106	5	0	
Miscellaneous Swimming Pool/Aquarium	1,283	1,222	969	50	35	128	38	2	1,193	16	9	4	98	293	73	0	0	
Aquarium Products, Miscellaneous	70	66	25	8	4	23	6	0	64	2	0	0	10	13	28	3	0	
Bromine Shock Treatments	2,939	2,837	488	393	239	1,484	211	18	2,735	37	10	48	791	1,081	356	7	0	
Chlorine Shock Treatments	1,553	1,466	382	193	107	682	88	10	1,408	21	5	28	313	159	522	98	1	
Other Types of Swimming Pool or Aquarium Product																		

(Continued)

**Table 22A.** Demographic profile of SINGLE SUBSTANCE Nonpharmaceuticals exposure cases by generic category.

No. of Case Mentions	No. of Single Exposures	Age							Reason					Treated in Health Care Facility			Outcome		
		<= 5	6-12	13-19	>= 20	Unknown			Unint	Int	Other	Adv Rxn	None	Minor	Moderate	Major	Death		
						Child	Adult	Age											
Swimming Pool and Aquarium Test Kits	126	109	66	8	7	24	1	3	0	108	1	0	0	15	21	9	4	0	0
<b>Category Total:</b>	<b>7,423</b>	<b>7,099</b>	<b>2,370</b>	<b>821</b>	<b>474</b>	<b>2,950</b>	<b>12</b>	<b>437</b>	<b>35</b>	<b>6,880</b>	<b>87</b>	<b>29</b>	<b>92</b>	<b>1,487</b>	<b>826</b>	<b>2,119</b>	<b>574</b>	<b>13</b>	<b>0</b>
<b>Tobacco/Nicotine/eCigarette Products</b>	1,371	1,330	701	27	74	440	2	78	8	1,133	76	10	106	368	316	370	40	2	0
eCigarettes: Nicotine Device Without Added Flavors	165	111	5	5	35	1	8	0	154	6	0	3	58	51	52	7	0	0	0
eCigarettes: Nicotine Liquid Without Added Flavors	169																		
<b>Miscellaneous Tobacco Products</b>	980	964	860	15	25	54	2	8	0	932	16	7	7	203	278	267	29	0	0
Chewing Tobacco	5,992	5,817	5,415	61	60	228	16	34	3	5,681	83	18	26	855	1,859	971	52	1	0
Cigarettes	102	96	52	1	14	23	0	6	0	70	10	1	14	21	18	13	2	0	0
Cigars	3	3	1	0	0	1	0	1	0	3	0	0	0	0	1	0	0	0	0
Dissolvable Tobacco	60	59	48	3	1	5	0	2	0	58	1	0	0	4	20	4	0	0	0
Filter Tips Only (i.e. Butts)	139	127	65	6	17	33	0	6	0	98	19	1	9	37	30	29	8	0	0
Other Types of Tobacco Product	447	433	371	9	14	30	1	6	2	412	15	1	3	93	130	134	8	0	0
Snuff	1,252	1,185	749	31	62	268	2	63	10	1,023	88	4	66	327	259	252	34	1	0
Unknown Types of Tobacco Product	10,515	10,179	8,373	158	272	1,117	24	212	23	9,564	314	42	234	1,966	2,962	2,092	180	4	0
<b>Waterproofers/Sealants</b>	234	223	88	18	12	96	0	9	0	200	8	2	13	76	33	53	27	1	0
Miscellaneous Waterproofers/Sealants aerosols	109	105	55	3	4	39	0	3	1	100	2	0	3	26	23	18	7	0	0
Waterproofers/sealants: liquids	3	3	2	0	0	1	0	0	0	3	0	0	0	1	0	1	0	0	0
Waterproofers/sealants: solids	32	31	11	0	1	16	0	3	0	31	0	0	0	12	3	6	4	0	0
Waterproofers/sealants: unknown form	378	362	156	21	17	152	0	15	1	334	10	2	16	115	59	78	38	1	0
<b>Category Total:</b>	<b>378</b>	<b>362</b>	<b>156</b>	<b>21</b>	<b>17</b>	<b>152</b>	<b>0</b>	<b>15</b>	<b>1</b>	<b>334</b>	<b>10</b>	<b>2</b>	<b>16</b>	<b>115</b>	<b>59</b>	<b>78</b>	<b>38</b>	<b>1</b>	<b>0</b>
<b>Weapons of Mass Destruction</b>	8	6	0	0	0	4	0	1	1	3	0	2	1	4	0	0	0	0	0
Miscellaneous Weapons of Mass Destruction	1	0	0	0	0	0	0	0	0	0	0	0	0	0	0	0	0	0	0
Anthrax	35	26	5	1	1	18	0	1	0	20	0	5	1	16	7	0	1	1	0
Nerve Gases	63	47	1	0	0	42	0	4	0	46	0	1	0	29	2	13	9	0	0
Other Biological Weapons	131	123	15	8	6	72	0	20	2	77	8	20	3	42	22	23	8	0	0
Other Chemical Weapons	1,529	1,436	315	80	110	650	15	234	32	878	74	256	53	560	163	268	131	32	5
Other Suspicious Powders	46	44	5	4	0	24	0	11	0	26	1	17	0	20	9	6	1	0	0
Other Suspicious Substances (Non-Powder)	1,813	1,682	341	93	117	810	15	271	35	1,050	83	301	58	671	203	310	150	33	5
Suspicious Powders in Envelope or Package	1,120,359	1,013,229	557,329	66,168	44,720	281,450	2,978	53,611	6,973	947,350	36,017	11,302	14,747	161,142	165,910	166,975	32,297	2,167	293
<b>Category Total:</b>	<b>1,813</b>	<b>1,682</b>	<b>341</b>	<b>93</b>	<b>117</b>	<b>810</b>	<b>15</b>	<b>271</b>	<b>35</b>	<b>1,050</b>	<b>83</b>	<b>301</b>	<b>58</b>	<b>671</b>	<b>203</b>	<b>310</b>	<b>150</b>	<b>33</b>	<b>5</b>
<b>Nonpharmaceuticals Total:</b>	<b>1,120,359</b>	<b>1,013,229</b>	<b>557,329</b>	<b>66,168</b>	<b>44,720</b>	<b>281,450</b>	<b>2,978</b>	<b>53,611</b>	<b>6,973</b>	<b>947,350</b>	<b>36,017</b>	<b>11,302</b>	<b>14,747</b>	<b>161,142</b>	<b>165,910</b>	<b>166,975</b>	<b>32,297</b>	<b>2,167</b>	<b>293</b>

**Table 22B.** Demographic profile of SINGLE SUBSTANCE Pharmaceuticals exposure cases by generic category.

Pharmaceuticals Analgesics	No. of Case Mentions	No. of Single Exposures	Age							Reason				Treated in Health Care Facility				Outcome				
			Age							Unint	Int	Other	Adv Rxn	None	Minor	Moderate	Major	Death				
			<=5	6-12	13-19	>=20	Unknown Child	Unknown Adult	Unknown Age													
<b>Acetaminophen Alone</b>	34,168	22,593	7,230	909	4,474	9,137	108	725	10	74	27	1,349	1,987	7	91	2,187	883	837	427	43	4	
Acetaminophen Alone, Adult																						
Acetaminophen Alone, Pediatric	26,746	24,901	23,128	1,477	107	141	8	13	27	13	8	24,582	197	5	91	3,296	5,217	307	40	11	1	
Acetaminophen Alone, Unknown if Adult or Pediatric	7,934	4,846	1,805	192	774	1,908	49	109	9	109	49	2,716	1,948	2	63	2,650	1,362	571	409	131	18	
<b>Acetaminophen Combinations</b>	6,254	3,480	853	80	980	1,465	1	74	1	74	27	1,349	1,987	7	91	2,187	883	837	427	43	4	
Combination with Other Drugs, Adult Formulations																						
Combination with Other Drugs, Pediatric Formulations	73	55	44	9	1	1	0	0	0	0	0	54	1	0	0	6	12	3	1	0	0	
Codeine	3,416	1,743	413	105	245	884	1	83	12	858	694	1	171	876	405	374	405	374	119	16	1	
Diphenhydramine	7,362	4,436	930	89	779	2,471	1	127	39	1,654	2,678	3	51	2,910	973	1,003	773	81	4			
Hydrocodone	24,627	10,805	1,864	301	1,126	6,880	12	530	92	4,869	5,013	60	647	5,750	2,510	2,056	973	193	38			
Narcotics or Narcotic Analog	594	294	51	12	32	187	1	9	2	127	136	1	21	174	60	51	28	13	3			
Oxycodone	9,292	4,171	790	79	318	2,708	2	241	33	1,905	1,844	13	318	2,310	992	864	436	85	10			
Propoxyphene	213	97	19	5	12	60	0	0	1	43	50	0	4	55	27	15	13	1	0			
<b>Acetylsalicylic Acid Alone</b>	6,858	4,020	1,712	193	668	1,342	0	88	17	2,308	1,578	4	90	2,028	1,016	488	533	53	7			
Formulations																						
Alone, Pediatric Formulations	676	382	269	25	26	56	0	6	0	323	48	1	6	105	104	17	14	1	0			
Alone, Unknown if Adult or Pediatric Formulations	11,520	5,863	1,793	272	1,141	2,445	2	156	54	2,672	2,895	9	133	3,625	1,282	914	1,152	143	19			
<b>Acetylsalicylic Acid Combinations</b>	1,319	841	251	41	101	424	0	19	5	499	285	4	44	393	154	132	121	14	2			
Combination with Other Drugs, Adult Formulations																						
Codeine	10	6	1	0	0	5	0	0	0	2	4	0	0	4	1	3	0	1	0			
Carisoprodol	49	29	5	1	3	19	0	1	0	9	19	0	1	20	6	7	9	0	0			

(Continued)

**Table 22B.** Demographic profile of SINGLE SUBSTANCE Pharmaceuticals exposure cases by generic category.

No. of Case Mentions	No. of Single Exposures	Age						Reason				Treated in Health Care Facility				Outcome		
		<=5	6-12	13-19	>=20	Unknown		Unint	Int	Other	Adv Rxn	Facility	None	Minor	Moderate	Major	Death	
						Child	Adult											
20	10	0	0	0	10	0	0	3	4	0	3	4	2	4	0	0	0	
Other Narcotics or Narcotic Analogs																		
18	12	3	1	1	7	0	0	6	6	0	0	8	6	1	2	0	0	
Acetylsalicylic Acid with Oxycodone																		
1	1	0	0	0	1	0	0	1	0	0	0	0	1	0	0	0	0	
Acetylsalicylic Acid with Propoxyphene																		
218	179	122	5	9	39	0	2	154	18	1	4	50	35	17	15	0	0	
<b>Miscellaneous Analgesics</b>																		
Non-Aspirin Salicylates (Excluding Topicals and/or Gastrointestinal Drugs)																		
375	310	143	18	14	119	1	15	269	16	0	19	51	63	35	16	2	0	
Other Analgesics																		
3	2	0	0	0	2	0	0	1	0	0	1	2	0	0	2	0	0	
Phenacetin																		
1,231	1,009	731	26	32	206	0	13	911	50	0	45	228	335	103	21	5	0	
Phenazopyridine																		
5	5	4	0	0	1	0	0	5	0	0	0	0	0	1	0	0	0	
Salicylamide																		
231	92	22	1	20	36	1	11	31	50	0	8	59	16	20	9	2	0	
Unknown Analgesics																		
<b>Nonsteroidal Antiinflammatory Drugs</b>																		
353	237	56	4	7	161	0	8	179	28	0	29	120	46	51	31	5	3	
Colchicine																		
837	415	161	7	13	212	0	22	364	31	0	20	54	90	19	5	0	0	
Cyclooxygenase-2 Inhibitors																		
80,463	63,127	43,832	3,337	6,853	8,062	36	823	51,898	10,351	30	705	12,354	13,916	3,298	755	48	2	
Ibuprofen																		
3,038	1,920	460	41	333	1,001	1	67	981	901	2	24	949	375	359	256	12	0	
Ibuprofen with Diphenhydramine																		
233	128	21	4	13	80	0	10	59	52	0	15	62	33	33	8	0	0	
Hydrocodone																		
472	270	58	16	17	158	0	20	171	70	0	25	85	48	32	8	1	0	
Indomethacin																		
88	36	16	0	5	14	0	1	23	11	0	2	16	17	1	0	0	0	
Ketoprofen																		
13,205	7,931	2,616	274	1,686	2,974	11	302	4,795	2,705	4	379	2,816	1,946	1,003	215	11	0	
Naproxen																		
6,886	3,902	1,533	186	263	1,668	3	225	3,226	492	2	168	834	980	336	72	6	0	
Other Types of Nonsteroidal Antiinflammatory Drug																		
17	8	4	0	2	1	0	0	4	2	0	1	4	3	0	0	0	0	
Unknown Types of Nonsteroidal Antiinflammatory Drug																		
<b>Opioids</b>																		
1	1	0	0	0	1	0	0	1	0	0	0	0	0	1	0	0	0	
Alfentanil																		
3,321	2,067	829	38	105	928	4	139	1,138	632	79	180	1,433	304	580	371	43	1	
Buprenorphine																		
64	40	5	1	0	32	0	2	28	9	1	1	14	9	11	4	1	0	
Butorphanol																		
1,935	1,395	597	168	112	470	1	43	1,164	160	4	57	295	364	166	28	2	2	
Codene																		
4	2	1	0	0	1	0	0	2	0	0	0	2	1	0	0	0	0	
Dihydrocodone																		
1,486	856	37	5	25	726	0	59	185	535	12	97	626	82	162	239	117	12	
Fentanyl																		
1,943	974	221	66	107	489	2	68	604	271	4	78	338	157	188	63	2	0	
Hydrocodone Alone or in Combination (Excluding Combination Products with Acetaminophen, Acetylsalicylic Acid or Ibuprofen)																		
1,652	701	74	14	32	506	0	61	328	289	9	54	384	128	138	100	22	3	
Hydromorphone																		
4	2	0	0	0	1	0	0	2	0	0	0	0	0	0	0	0	0	
Levorphanol																		
165	78	10	4	8	49	0	6	38	26	1	9	42	15	14	7	4	0	
Meperidine																		
3,777	1,507	223	20	85	1,056	4	95	560	766	50	72	1,130	177	298	359	143	22	
Methadone																		

(Continued)

**Table 22B.** Demographic profile of SINGLE SUBSTANCE Pharmaceutical exposure cases by generic category.

No. of Case Mentions	No. of Single Exposures	Age							Reason				Treated in Health Care Facility				Outcome		
		Age							Unint	Int	Other	Adv Rxn	None	Minor	Moderate	Major	Death		
		<= 5	6-12	13-19	>= 20	Unknown Child	Unknown Adult	Unknown Age											
Morphine	3,757	266	25	96	1,159	1	140	20	979	555	21	115	958	343	298	239	73	11	
Nalbuphine	16	8	0	1	7	0	0	0	5	1	0	2	7	2	2	3	0	0	
Other or Unknown Narcotics	1,552	47	5	29	273	1	35	3	77	226	45	16	322	32	73	129	59	7	
Oxycodone Alone or in Combination (Excluding Combination Products with Acetaminophen or Acetylsalicylic Acid)	7,742	647	107	218	2,083	4	265	39	1,806	1,231	38	206	1,806	656	655	387	90	20	
Oxymorphone	531	243	22	3	11	183	0	22	104	106	2	26	139	31	46	37	15	2	
Pentazocine	52	38	1	0	3	31	0	3	15	10	0	13	16	4	8	6	1	0	
Propoxyphene	28	10	0	0	7	0	0	0	5	3	0	1	7	3	2	1	1	0	
Sufentanil	1	0	0	0	0	0	0	0	0	0	0	0	0	0	0	0	0	0	
Tapentadol	379	216	23	4	6	168	0	14	115	65	2	28	114	40	53	35	5	0	
Tramadol	13,086	6,534	1,290	180	642	4,067	4	291	2,895	3,170	43	324	4,182	1,636	1,378	1,032	200	4	
<b>Other Acetaminophen and Acetylsalicylic Acid Combinations</b>																			
Acetaminophen and Acetylsalicylic Acid with Other Ingredients	6,639	4,604	2,099	111	946	1,331	4	92	2,851	1,596	2	124	2,051	1,176	744	369	11	0	
Acetaminophen and Acetylsalicylic Acid without Other Ingredients	262	142	53	8	14	63	0	4	73	62	1	5	81	38	14	24	1	1	
<b>Category Total:</b>	<b>297,202</b>	<b>97,388</b>	<b>8,469</b>	<b>22,495</b>	<b>58,516</b>	<b>144</b>	<b>5,039</b>	<b>986</b>	<b>132,541</b>	<b>53,390</b>	<b>473</b>	<b>4,863</b>	<b>70,231</b>	<b>44,119</b>	<b>20,432</b>	<b>11,466</b>	<b>2,104</b>	<b>248</b>	
<b>Inhalation Anesthetics</b>																			
Nitrous Oxide	170	124	12	16	23	66	0	6	1	50	45	4	23	13	28	21	5	1	
Other Types of Inhalation Anesthetic	97	72	5	1	8	47	1	9	49	13	3	3	46	12	12	8	0	3	
Unknown Types of Inhalation Anesthetic	2	2	1	1	0	0	0	0	0	0	0	2	1	0	0	1	0	0	
<b>Local and/or Topical Anesthetics</b>																			
Dibucaine	29	28	19	0	1	8	0	0	26	2	0	0	3	7	3	0	0	0	
Lidocaine	1,454	1,238	514	79	71	495	0	72	1,024	71	6	129	314	300	150	67	14	5	
Other or Unknown Local and/or Topical Anesthetic	4,092	3,849	2,493	195	122	903	5	120	3,517	95	21	207	490	1,059	492	84	18	0	
<b>Miscellaneous Anesthetics</b>																			
Ketamine and Analogs	309	173	9	5	34	107	0	14	40	112	10	9	147	8	50	67	1	0	
Other Types of Anesthetic	40	27	12	4	0	9	0	2	23	0	0	4	9	6	1	3	0	0	
Unknown Types of Anesthetic	14	10	3	0	0	6	0	1	6	0	0	4	1	1	2	1	0	0	
<b>Category Total:</b>	<b>6,207</b>	<b>5,523</b>	<b>3,068</b>	<b>301</b>	<b>259</b>	<b>1,641</b>	<b>6</b>	<b>224</b>	<b>4,735</b>	<b>338</b>	<b>44</b>	<b>381</b>	<b>1,083</b>	<b>1,406</b>	<b>738</b>	<b>252</b>	<b>38</b>	<b>9</b>	
<b>Anticholinergic Drugs</b>																			
Anticholinergic Drugs (Excluding Cough and Cold Preparations, and Plants)	11,255	8,729	337	68	111	7,142	7	1,011	8,208	332	8	151	786	1,175	263	219	16	1	
<b>Category Total:</b>	<b>11,255</b>	<b>8,729</b>	<b>337</b>	<b>68</b>	<b>111</b>	<b>7,142</b>	<b>7</b>	<b>1,011</b>	<b>8,208</b>	<b>332</b>	<b>8</b>	<b>151</b>	<b>786</b>	<b>1,175</b>	<b>263</b>	<b>219</b>	<b>16</b>	<b>1</b>	

(Continued)



**Table 22B.** Demographic profile of SINGLE SUBSTANCE Pharmaceutical exposure cases by generic category.

No. of Case Mentions	No. of Single Exposures	Age						Reason				Treated in Health Care Facility				Outcome		
		<=5	6-12	13-19	>=20	Unknown		Unit	Int	Other	Adv Rxn	None	Minor	Moderate	Major	Death		
						Child	Adult											
<b>Monoamine Oxidase Inhibitors (MAOI)</b>																		
2	2	1	0	0	1	0	0	1	0	0	1	0	1	0	0	0	0	
141	56	7	1	0	44	0	3	37	11	0	7	24	17	4	8	3	0	
Monoamine Oxidase Inhibitor (MAOI)																		
26	9	1	0	0	8	0	0	5	3	0	1	4	3	2	1	0	0	
43	15	3	0	0	6	0	6	11	1	0	3	3	5	1	0	0	0	
36	17	1	0	0	14	0	2	10	2	0	3	11	4	0	5	1	0	
<b>Selective Serotonin Reuptake Inhibitors (SSRI)</b>																		
7,768	3,094	750	182	677	1,357	1	109	1,583	1,379	9	99	1,663	869	545	352	40	1	
4,117	1,624	342	123	500	590	1	59	849	698	5	57	828	480	274	164	7	0	
7,271	2,856	594	210	960	993	1	89	1,320	1,451	6	61	1,631	954	466	206	19	0	
331	119	17	6	21	69	0	6	75	33	1	9	51	27	20	6	3	0	
15,262	6,569	1,605	374	1,731	2,587	9	224	3,318	2,932	15	254	3,614	1,881	1,238	661	43	4	
Serotonin Reuptake Inhibitor (SSRI)																		
2,828	1,107	256	33	174	587	1	52	607	445	5	44	536	296	184	97	4	1	
9,789	4,589	1,224	266	1,272	1,647	2	145	2,314	2,078	6	170	2,539	1,257	977	456	16	0	
<b>Serotonin Norepinephrine Reuptake Inhibitors (SNRI)</b>																		
3,428	1,372	540	44	73	633	1	72	936	337	17	72	607	413	228	121	6	0	
35	16	2	1	0	12	0	1	13	3	0	0	3	0	4	1	0	0	
630	255	96	9	29	108	0	12	183	55	3	13	98	77	42	14	3	0	
Norepinephrine Reuptake Inhibitor (SNRI)																		
4,019	1,570	362	69	167	887	2	74	891	563	13	92	850	390	305	199	33	1	
<b>Tetracyclic Antidepressants</b>																		
5	2	0	0	0	2	0	0	0	1	1	0	1	0	0	0	1	0	
2,754	842	121	43	105	533	0	35	311	481	1	36	558	181	258	94	6	1	
<b>Tricyclic Antidepressants (TCA)</b>																		
6,147	2,765	367	121	398	1,759	0	95	923	1,676	6	81	2,090	431	594	774	240	14	
18	5	0	0	1	4	0	0	2	3	0	0	3	0	1	1	0	0	
182	98	14	2	12	62	0	8	67	19	0	10	37	19	19	6	2	0	
93	50	10	1	5	33	0	1	29	16	0	5	33	10	10	7	1	0	
1,428	509	50	17	34	389	0	17	169	301	0	19	387	62	129	145	39	3	
328	139	34	15	18	66	0	5	84	42	0	10	74	26	18	19	10	0	
92	31	2	1	5	20	0	3	5	20	2	4	26	2	11	6	6	0	
1,099	444	51	19	44	311	0	15	203	205	0	29	271	81	77	79	22	2	
780	332	44	16	30	218	1	19	129	164	4	8	236	53	62	80	38	0	
Other Types of Tricyclic Antidepressant (TCA)																		
14	4	1	0	0	3	0	0	3	1	0	0	2	1	2	0	0	0	
21	9	1	0	1	7	0	0	3	4	0	2	5	1	4	2	0	0	
(TCA) Formulated with a Benzodiazepine																		
48	26	4	0	4	16	0	2	7	17	0	2	18	3	7	8	0	0	
Tricyclic Antidepressants (TCA) Formulated with a Phenothiazine																		
26	5	0	0	1	4	0	0	0	4	0	0	5	0	0	3	1	0	
Tricyclic Antidepressants (TCA): Type Unknown to Consumer																		
2	1	0	0	0	1	0	0	1	0	0	0	0	0	0	0	0	0	
108,204	45,123	8,343	2,059	8,867	23,824	31	1,710	20,474	21,281	125	2,590	28,017	10,991	9,412	7,001	1,045	41	
<b>Category Total:</b>																		

(Continued)



**Table 22B.** Demographic profile of SINGLE SUBSTANCE Pharmaceuticals exposure cases by generic category.

No. of Case Mentions	No. of Single Exposures	Age							Reason				Treated in Health Care Facility			Outcome		
		<=5	6-12	13-19	>=20	Unknown			Unint	Int	Other	Adv Rxn	None	Minor	Moderate	Major	Death	
						Child	Adult	Age										
<b>Antihistamines</b>																		
<b>Miscellaneous Antihistamines</b>																		
8,081	5,992	4,617	215	168	831	3	149	9	5,674	222	3	88	533	1,394	225	24	1	0
Cimetidine and Other																		
Histamine-2 Blockers																		
12,229	9,457	6,073	568	769	1,864	6	148	29	7,315	1,954	8	136	2,993	2,123	1,434	739	60	2
Diphenhydramine-Alone (Over the Counter)																		
396	260	128	17	35	76	0	3	1	161	94	0	4	130	57	42	41	3	0
Diphenhydramine-Alone (Prescription)																		
28,805	20,017	10,296	1,364	2,275	5,530	30	438	84	13,569	5,885	26	384	7,611	4,100	3,053	2,327	265	8
Diphenhydramine-Alone (Unknown if Over the Counter or Prescription)																		
48,493	34,956	19,869	4,768	2,666	6,805	21	734	93	30,715	3,619	15	495	6,018	8,431	2,364	801	39	1
Other Antihistamines Alone (Excluding Cough and Cold Preparations)																		
<b>98,004</b>	<b>70,682</b>	<b>40,983</b>	<b>6,932</b>	<b>5,913</b>	<b>15,106</b>	<b>60</b>	<b>1,472</b>	<b>216</b>	<b>57,434</b>	<b>11,774</b>	<b>52</b>	<b>1,107</b>	<b>17,285</b>	<b>16,105</b>	<b>7,118</b>	<b>3,932</b>	<b>368</b>	<b>11</b>
<b>Antimicrobials</b>																		
<b>Anthelmintics</b>																		
60	56	17	0	0	34	0	4	1	56	0	0	0	0	18	3	0	0	0
Diethylcarbamazine																		
34	20	1	1	2	14	0	2	0	10	6	1	3	11	3	5	4	3	0
Levamisole																		
1,780	1,688	876	122	33	548	2	97	10	1,584	38	4	60	158	406	113	13	0	0
Other Types of Anthelmintic																		
259	245	201	12	0	25	1	6	0	237	6	1	1	36	60	12	4	0	0
Piperazine																		
14	13	7	1	2	3	0	0	0	12	0	1	0	1	8	0	0	0	0
Unknown Types of Anthelmintic																		
<b>Antibiotics</b>																		
32,441	26,430	12,784	2,455	1,511	8,170	58	1,330	122	22,322	1,229	16	2,795	3,284	4,331	1,882	394	18	2
Systemic Antibiotic Preparations																		
(Oral, Intravenous, Intramuscular)																		
6,219	5,942	4,215	253	134	1,067	8	250	15	5,742	73	3	117	205	873	256	31	0	0
Topical Antibiotic Preparations (Dermal, Otic, Ophthalmic, Nasal)																		
338	243	126	19	17	64	2	11	4	195	10	0	36	37	38	26	4	0	0
Unknown Types of Antibiotic Preparation																		
<b>Antifungals</b>																		
1,476	1,223	642	97	44	375	1	57	7	1,105	31	0	86	135	260	72	18	3	1
Systemic Antifungal Preparations																		
(Oral, Intravenous, Intramuscular)																		
8,623	8,268	6,066	256	112	1,486	12	312	24	8,030	69	9	152	526	1,286	500	49	3	0
Topical Antifungal Preparations (Dermal, Otic, Ophthalmic, Nasal)																		
22	20	9	1	2	7	0	1	0	18	0	0	2	4	3	2	0	0	0
Unknown Types of Antifungal Preparation																		
<b>Antiparasitics</b>																		
902	513	158	34	52	231	0	37	1	436	36	2	37	186	136	64	30	4	1
Antimalarials																		
1,149	716	195	13	37	399	1	69	2	558	51	0	104	115	82	61	14	1	0
Metronidazole																		
19	17	6	3	1	5	0	2	0	14	0	0	3	1	5	4	1	0	0
Other Types of Antiparasitic																		

(Continued)

**Table 22B.** Demographic profile of SINGLE SUBSTANCE Pharmaceutical exposure cases by generic category.

Drug Category	No. of Case Mentions	No. of Single Exposures	Age							Reason			Treated in Health Care Facility				Outcome				
			<=5	6-12	13-19	>=20	Unknown			Unint	Int	Other	Adv Rxn	Facility	None	Minor	Moderate	Major	Death		
							Child	Adult	Age												
<b>Antituberculars</b>																					
Isoniazid	149	104	23	11	21	45	0	4	0	55	31	0	13	68	16	17	15	15	0	0	
Other Types of Antitubercular	21	10	1	0	0	6	0	3	0	7	0	0	3	4	4	0	1	0	0	0	
Rifampin	78	54	8	5	6	30	1	4	0	37	6	0	11	16	9	7	2	0	0	0	
Unknown Types of Antitubercular	1	1	0	0	1	0	0	0	0	0	1	0	0	1	0	0	0	0	0	0	
<b>Antivirals</b>																					
Amantadine	231	89	16	7	12	47	0	6	1	54	25	0	10	44	13	8	17	3	2	2	
Antiretrovirals	675	369	71	6	10	242	0	37	3	295	63	0	10	108	73	39	10	0	0	0	
Other Anti-Influenza Agents	784	707	328	153	56	139	4	27	0	645	7	0	55	63	143	44	3	0	0	0	
Systemic Antiviral Preparations (Oral, Intravenous, Intramuscular)	1,250	900	240	32	57	505	1	62	3	775	69	0	54	127	164	55	20	3	0	0	
Topical Antiviral Preparations (Dermal, Otic, Ophthalmic, Nasal)	174	172	106	11	4	39	1	11	0	166	3	1	1	3	33	4	1	0	0	0	
Unknown Types of Antiviral Preparations	465	298	96	12	15	151	0	21	3	247	27	0	22	60	52	22	9	1	0	0	
<b>Miscellaneous Antimicrobials</b>																					
Other Types of Antimicrobial	168	153	98	5	3	40	0	6	1	143	5	1	4	20	40	11	1	0	0	0	
Unknown Types of Antimicrobial	11	8	4	0	0	2	1	1	0	7	0	0	1	2	3	0	0	0	0	0	
<b>Category Total:</b>	<b>57,343</b>	<b>48,259</b>	<b>26,294</b>	<b>3,509</b>	<b>2,132</b>	<b>13,674</b>	<b>93</b>	<b>2,360</b>	<b>197</b>	<b>42,750</b>	<b>1,786</b>	<b>39</b>	<b>3,580</b>	<b>5,215</b>	<b>8,059</b>	<b>3,207</b>	<b>641</b>	<b>54</b>	<b>6</b>	<b>6</b>	
<b>Antineoplastics</b>																					
Miscellaneous Antineoplastics	1,837	1,430	300	45	36	915	2	121	11	1,288	37	7	95	443	333	117	56	9	6	6	
<b>Category Total:</b>	<b>1,837</b>	<b>1,430</b>	<b>300</b>	<b>45</b>	<b>36</b>	<b>915</b>	<b>2</b>	<b>121</b>	<b>11</b>	<b>1,288</b>	<b>37</b>	<b>7</b>	<b>95</b>	<b>443</b>	<b>333</b>	<b>117</b>	<b>56</b>	<b>9</b>	<b>6</b>	<b>6</b>	
<b>Asthma Therapies</b>																					
Miscellaneous Asthma Therapies	5,325	4,781	3,356	605	191	519	5	97	8	4,252	314	18	179	636	1,078	503	251	3	0	0	
Albuterol	210	128	15	1	4	103	0	5	0	86	16	0	23	62	21	20	27	6	0	0	
Aminophylline or Theophylline	7,108	5,655	4,161	907	151	371	8	55	2	5,481	139	1	23	581	1,245	97	9	0	0	0	
Leukotriene Antagonist or Inhibitor	3,158	3,110	1,212	894	190	722	9	74	9	2,997	85	4	17	851	227	1,346	277	4	1	1	
Non-Selective Beta Agonists	300	212	47	11	13	130	0	8	3	149	24	1	31	65	49	25	26	3	1	1	
Other Asthma Therapeutic Agents	1,530	1,313	318	150	50	691	0	98	6	1,145	102	1	56	157	197	101	75	2	0	0	
Terbutaline and Other Beta-2 Agonists	6	5	3	0	0	2	0	0	0	4	1	0	0	0	2	0	0	0	0	0	
Unknown Asthma Therapeutic Agents	<b>17,637</b>	<b>15,204</b>	<b>9,112</b>	<b>2,568</b>	<b>599</b>	<b>2,538</b>	<b>22</b>	<b>337</b>	<b>28</b>	<b>14,114</b>	<b>681</b>	<b>25</b>	<b>329</b>	<b>2,352</b>	<b>2,819</b>	<b>2,092</b>	<b>665</b>	<b>18</b>	<b>2</b>	<b>2</b>	
<b>Cardiovascular Drugs</b>																					
Miscellaneous Cardiovascular Drugs	3,599	1,233	265	20	72	804	0	66	6	941	216	0	64	401	370	117	99	4	0	0	
Alpha Blockers	17,152	7,541	3,059	485	248	3,427	7	293	22	6,622	789	2	115	2,213	2,660	276	200	11	1	1	
Angiotensin Converting Enzyme Inhibitors																					

(Continued)

**Table 22B.** Demographic profile of SINGLE SUBSTANCE Pharmaceuticals exposure cases by generic category.

No. of Case Mentions	No. of Single Exposures	Age					Reason					Treated in Health Care Facility			Outcome				
		<=5	6-12	13-19	>=20	Unknown	Child	Adult	Unknown	Age	Unint	Int	Other	Adv Rxn	None	Minor	Moderate	Major	Death
7,080	3,403	756	112	102	2,235	1	192	5	3,131	216	1	51	648	1,036	177	72	5	0	
1,833	1,060	141	15	14	824	1	61	4	982	37	0	38	374	381	71	77	17	8	
12,097	4,845	1,906	168	117	2,350	2	285	17	4,554	180	2	94	456	857	98	23	2	0	
5,193	2,953	890	1,145	348	527	2	35	6	2,530	316	4	80	1,390	997	438	374	18	2	
24,196	10,352	2,987	369	384	6,163	9	406	34	8,561	1,497	5	230	4,153	3,863	507	880	110	11	
11,730	4,921	1,128	137	143	3,300	1	192	20	4,258	535	3	97	2,338	1,974	279	400	68	29	
2,342	1,468	137	8	8	1,281	1	31	2	659	53	0	679	1,124	208	126	578	135	25	
9,416	5,090	1,879	1,294	636	1,197	3	65	16	3,659	1,214	23	127	3,431	1,050	1,136	1,463	135	1	
964	371	102	9	24	223	0	12	1	320	42	0	8	159	128	45	29	2	0	
887	261	44	4	2	196	0	15	0	234	19	0	8	55	76	25	11	1	0	
1,259	838	542	27	10	231	0	24	4	720	96	4	14	293	403	48	19	2	0	
20	17	1	0	1	13	0	2	0	10	0	0	6	14	2	2	1	1	1	
498	220	61	3	1	137	0	18	0	201	7	0	11	48	52	21	5	1	0	
1,199	813	299	27	20	414	1	46	6	611	90	8	100	265	234	77	58	0	0	
59	15	6	0	0	8	0	1	0	10	5	0	0	6	2	1	1	0	0	
10	5	1	0	0	4	0	0	0	3	0	0	2	1	2	1	0	0	0	
1,248	1,000	441	207	68	251	0	30	3	938	43	0	16	243	154	314	80	1	0	
<b>100,582</b>	<b>46,406</b>	<b>14,645</b>	<b>4,030</b>	<b>2,198</b>	<b>23,585</b>	<b>28</b>	<b>1,774</b>	<b>146</b>	<b>38,944</b>	<b>5,355</b>	<b>52</b>	<b>1,740</b>	<b>17,612</b>	<b>14,449</b>	<b>3,759</b>	<b>4,370</b>	<b>513</b>	<b>78</b>	
<b>Cold and Cough Preparations</b>																			
<b>Acetaminophen and Acetylsalicylic Acid with Decongestant and/or Antihistamine</b>																			
48	28	16	4	4	4	0	0	0	22	6	0	0	10	7	3	2	0	1	
Acetaminophen and Acetylsalicylic Acid with Decongestant and/or Antihistamine or Phenylpropranolamine or Opioids																			
112	76	54	7	4	11	0	0	0	70	6	0	0	13	21	8	0	0	0	
Acetaminophen, Acetylsalicylic Acid, and Dextromethorphan Combinations with Decongestant and/or Antihistamine without Phenylpropranolamine																			
12	8	6	0	1	0	0	1	0	7	1	0	0	2	2	0	0	0	0	
Acetaminophen, Acetylsalicylic Acid, and Opioid Combinations with Decongestant and/or Antihistamine without Phenylpropranolamine																			

(Continued)

**Table 22B.** Demographic profile of SINGLE SUBSTANCE Pharmaceuticals exposure cases by generic category.

No. of Case Mentions	No. of Single Exposures	Age							Reason				Treated in Health Care Facility			Outcome		
		<= 5	6-12	13-19	>= 20	Child	Adult	Unknown	Unint	Int	Other	Adv Rxn	None	Minor	Moderate	Major	Death	
																		Unknown
<b>Acetaminophen with Decongestant and/or Antihistamine</b>																		
24	16	6	1	3	6	0	0	0	12	3	0	1	3	2	2	0	0	
Acetaminophen and Codeine																		
Combinations with Decongestant and/or Antihistamine without Phenylpropanolamine																		
12,241	7,150	3,605	603	947	1,781	4	192	18	5,049	1,749	8	281	2,271	1,632	961	358	23	
Acetaminophen and Dextromethorphan																		
Combinations with Decongestant and/or Antihistamine without Phenylpropanolamine																		
16	8	7	0	0	1	0	0	0	7	1	0	0	3	1	0	0	0	
Acetaminophen and Other Opioid																		
Combinations with Decongestant and/or Antihistamine																		
Decongestant and/or Antihistamine without Phenylpropanolamine																		
3,043	1,949	974	135	340	453	2	34	11	1,317	517	2	100	660	446	232	168	4	
Acetaminophen with Decongestant and/or Antihistamine																		
Combinations without Phenylpropanolamine or Opioids																		
<b>Acetylsalicylic Acid with Decongestant and/or Antihistamine</b>																		
51	41	22	6	2	11	0	0	0	34	1	0	6	4	8	4	1	0	
Acetylsalicylic Acid and Dextromethorphan																		
Combinations with Decongestant and/or Antihistamine without Phenylpropanolamine																		
2	1	0	0	0	1	0	0	0	0	0	0	1	0	0	0	0	0	
Acetylsalicylic Acid and Other Opioid																		
Combinations with Decongestant and/or Antihistamine without Phenylpropanolamine																		
100	74	44	4	13	12	0	1	0	55	18	0	1	21	20	7	6	1	
Acetylsalicylic Acid with Decongestant and/or Antihistamine																		
Combinations without Phenylpropanolamine or Opioids																		
<b>Antihistamine and/or Decongestant</b>																		
1,083	840	317	129	79	291	0	17	7	672	128	2	30	226	226	104	42	2	
Antihistamine and/or Decongestant with Codeine without Phenylpropanolamine																		

(Continued)

**Table 22B.** Demographic profile of SINGLE SUBSTANCE Pharmaceuticals exposure cases by generic category.

No. of Case Mentions	No. of Single Exposures	Age						Reason				Treated in Health Care Facility			Outcome			
		<= 5	6-12	13-19	>= 20	Unknown		Unint	Int	Other	Adv Rxn	None	Minor	Moderate	Major	Death		
						Child	Adult											
12,093	9,953	4,976	999	2,269	1,595	13	79	22	6,371	3,371	12	137	3,983	1,946	1,640	67	1	
660	543	178	70	41	229	1	22	2	441	81	1	16	165	122	109	40	1	0
12,090	9,239	5,629	925	607	1,845	8	206	19	8,365	614	2	235	1,505	2,296	805	224	17	1
<b>Miscellaneous Cold and Cough Preparations</b>																		
207	146	101	17	10	17	0	1	0	127	13	0	6	31	37	11	3	1	0
3	1	0	1	0	0	0	0	0	1	0	0	0	0	1	0	0	0	0
2,024	1,682	1,305	116	77	153	0	28	3	1,558	76	2	39	208	374	113	25	1	0
13,555	10,391	4,324	1,329	1,896	2,627	5	185	25	7,102	2,935	12	292	3,649	1,809	1,720	1,252	52	2
3,247	2,275	1,016	169	199	760	0	114	17	1,903	253	0	112	484	488	174	46	1	0
10	9	6	2	0	1	0	0	0	8	0	0	1	1	6	1	0	0	0
1,728	867	276	57	229	270	1	22	12	370	435	6	38	523	128	166	154	4	1
<b>Non-Acetylsalicylic Acid Salicylates with Decongestant and/or Antihistamine</b>																		
17	15	10	3	0	2	0	0	0	15	0	0	0	3	7	2	0	0	0
2	0	0	0	0	0	0	0	0	0	0	0	0	0	0	0	0	0	0

(Continued)

**Table 22B.** Demographic profile of SINGLE SUBSTANCE Pharmaceuticals exposure cases by generic category.

No. of Case Mentions	No. of Single Exposures	Age					Reason					Treated in Health Care Facility			Outcome				
		<=5	6-12	13-19	>=20	Unknown	Child	Adult	Age	Unint	Int	Other	Adv Rxn	Facility	None	Minor	Moderate	Major	Death
6	5	4	0	0	1	0	0	0	4	0	0	0	0	0	1	1	0	0	0
Non-Acetylsalicylic Acid Salicylates with Decongestant and/or Antihistamine without Phenylpropranolamine and Opioid																			
<b>Phenylpropranolamine Containing Preparations</b>																			
114	71	43	10	8	9	1	0	0	55	15	0	1	22	16	7	7	0	0	0
Acetaminophen and Phenylpropranolamine Combinations with Decongestant and/or Antihistamine without Opioid																			
21	10	4	2	2	2	0	0	0	9	0	0	1	1	4	0	1	0	0	0
Acetaminophen, Acetylsalicylic Acid, and Phenylpropranolamine Combinations with Decongestant and/or Antihistamine without Opioid																			
120	93	57	9	9	15	2	1	0	70	21	0	2	30	24	16	2	0	0	0
Acetylsalicylic Acid, Phenylpropranolamine, and Dextromethorphan Combinations with Decongestant and/or Antihistamine																			
1	1	0	0	0	1	0	0	0	0	1	0	0	1	1	0	0	0	0	0
Acetaminophen, Acetylsalicylic Acid, Phenylpropranolamine, and Opioid																			
Combinations with Decongestant and/or Antihistamine																			
285	215	135	20	21	38	0	1	0	173	34	0	7	58	55	25	19	0	0	0
Acetaminophen, Phenylpropranolamine, and Dextromethorphan Combinations with Decongestant and/or Antihistamine																			
4	3	3	0	0	0	0	0	0	3	0	0	0	1	2	0	0	0	0	0
Acetaminophen, Phenylpropranolamine, and Other Opioid Combinations with Decongestant and/or Antihistamine																			
58	47	22	6	6	13	0	0	0	32	9	0	6	13	7	3	6	1	0	0
Acetylsalicylic Acid and Phenylpropranolamine Combinations with Decongestant and/or Antihistamine without Opioid																			

(Continued)

**Table 22B.** Demographic profile of SINGLE SUBSTANCE Pharmaceuticals exposure cases by generic category.

No. of Case Mentions	No. of Single Exposures	Age						Reason				Treated in Health Care Facility			Outcome				
		<= 5	6-12	13-19	>= 20	Unknown		Unint	Int	Other	Adv Rxn	None	Minor	Moderate	Major	Death			
						Child	Adult												
33	25	19	2	0	3	0	1	0	22	1	0	2	3	9	1	1	0	0	
21	18	4	3	1	9	0	1	0	14	1	0	2	2	3	5	0	0	0	0
471	407	263	45	43	54	0	2	0	326	73	0	7	117	107	75	23	0	0	0
11	9	4	0	0	5	0	0	0	6	3	0	0	2	2	2	1	0	0	0
244	182	137	21	12	8	0	4	0	163	13	0	6	39	60	13	2	0	0	0
1	1	0	0	0	1	0	0	0	1	0	0	0	0	0	0	0	0	0	0
4	2	0	1	1	0	0	0	0	2	0	0	0	1	0	1	0	0	0	0
214	180	80	8	1	83	0	7	0	178	2	0	0	10	53	6	2	0	0	0
<b>63,976</b>	<b>46,581</b>	<b>23,647</b>	<b>4,704</b>	<b>6,825</b>	<b>10,312</b>	<b>36</b>	<b>920</b>	<b>137</b>	<b>34,564</b>	<b>10,381</b>	<b>47</b>	<b>1,330</b>	<b>14,065</b>	<b>9,923</b>	<b>6,217</b>	<b>3,995</b>	<b>175</b>	<b>8</b>	<b>8</b>
<b>Diagnostic Agents</b>																			
<b>Miscellaneous Diagnostic Agents</b>																			
1	1	1	0	0	0	0	0	0	1	0	0	0	0	0	0	0	0	0	0
374	322	65	13	6	184	0	47	7	278	2	0	41	127	58	57	14	2	0	0
13	13	4	1	3	4	0	1	0	9	2	0	2	4	2	2	1	0	0	0
<b>388</b>	<b>336</b>	<b>70</b>	<b>14</b>	<b>9</b>	<b>188</b>	<b>0</b>	<b>48</b>	<b>7</b>	<b>288</b>	<b>4</b>	<b>0</b>	<b>43</b>	<b>131</b>	<b>60</b>	<b>59</b>	<b>15</b>	<b>2</b>	<b>0</b>	<b>0</b>

(Continued)

**Table 22B.** Demographic profile of SINGLE SUBSTANCE Pharmaceutical exposure cases by generic category.

	No. of Case Mentions	No. of Single Exposures	Age							Reason				Treated in Health Care Facility				Outcome			
			<=5	6-12	13-19	>=20	Unknown Child	Unknown Adult	Unknown Age	Unit	Int	Other	Adv Rxn	Facility	None	Minor	Moderate	Major	Death		
																				15	24
<b>Dietary Supplements/Herbals/Homeopathic</b>																					
<b>Amino Acids</b>																					
Creatine	252	192	109	15	24	41	0	3	0	0	0	151	12	0	27	53	40	20	9	0	0
Other Amino Acid Dietary Supplements	625	443	241	28	33	125	0	14	2	2	351	30	1	60	86	87	43	14	1	0	0
<b>Botanical Products</b>																					
Blue Cohosh	2	1	0	0	0	1	0	0	0	0	0	0	0	0	1	1	0	0	1	0	0
Citrus Aurantium (Single Ingredient)	6	4	3	0	0	1	0	0	0	0	3	0	0	1	2	3	0	0	1	0	0
Echinacea	181	140	100	25	5	5	0	5	0	0	128	8	0	4	7	23	6	1	0	0	0
Ginkgo Biloba	109	65	35	5	0	19	0	6	0	0	56	1	0	7	7	13	7	1	1	0	0
Ginseng	87	48	28	1	2	15	0	1	1	0	33	8	0	7	10	11	4	4	0	0	0
Kava Kava	69	37	5	1	3	26	0	2	0	0	12	15	0	10	14	2	6	8	0	0	0
Ma Huang/Ephedra (Single Ingredient)	49	31	11	0	2	17	0	1	0	0	15	9	1	6	18	9	6	3	0	0	0
Multi-Botanicals with Citrus Aurantium	93	73	35	2	7	27	0	2	0	0	44	17	0	11	33	16	13	7	0	0	0
Multi-Botanicals with Ma Huang	131	97	47	2	15	31	0	2	0	0	60	25	0	12	44	20	22	13	1	0	0
Multi-Botanicals without Ma Huang or Citrus Aurantium	1,939	1,528	892	69	106	410	2	44	5	5	1,086	189	4	240	446	273	200	101	1	0	0
Other Single Ingredient Botanicals	2,615	2,011	1,192	75	70	568	9	86	11	11	1,660	95	7	240	271	352	175	60	3	0	0
St. John's Wort	195	113	70	2	9	25	1	5	1	0	86	15	0	12	23	31	4	5	0	0	0
Valerian	232	112	53	5	11	39	0	4	0	0	74	20	0	17	35	29	14	5	0	0	0
Yohimbe	227	179	33	1	10	121	0	13	1	1	63	27	1	87	99	26	36	52	3	0	0
<b>Cultural Medicines</b>																					
Asian Medicines	145	122	57	14	8	39	0	4	0	0	91	16	0	13	46	30	21	11	1	0	0
Ayurvedic Medicines	13	9	3	1	0	4	0	1	0	0	5	1	0	3	4	2	2	0	0	0	0
Hispanic Medicines	7	5	2	0	0	3	0	0	0	0	2	1	1	1	3	2	0	1	0	0	0
Other Cultural Medicines	40	29	12	2	1	13	0	1	0	0	16	7	0	6	12	3	1	7	0	0	0
<b>Energy Products</b>																					
Energy Drinks: Caffeine Containing (From Any Source Including Guarana, Kola Nut, Tea, Yerba Mate, Cocoa, etc)	1,112	840	393	91	149	181	1	21	4	4	559	151	2	121	215	150	151	101	2	0	0
Energy Drinks: Caffeine Only (Without Guarana, Kola Nut, Tea, Yerba Mate, Cocoa, etc)	1,208	845	486	82	97	162	0	18	0	0	621	121	1	96	153	198	162	45	5	0	0
Energy Drinks: Ethanol and Caffeine Containing (From Any Source Including Guarana, Kola Nut, Tea, Yerba Mate, Cocoa, etc)	181	58	18	2	14	22	0	1	1	1	22	26	0	9	26	6	16	13	0	0	0
Energy Drinks: Ethanol and Caffeine Only (Without Guarana, Kola Nut, Tea, Yerba Mate, Cocoa, etc)	1	1	0	0	0	1	0	0	0	0	1	0	0	0	1	0	0	1	0	0	0

(Continued)



**Table 22B.** Demographic profile of SINGLE SUBSTANCE Pharmaceuticals exposure cases by generic category.

No. of Case Mentions	No. of Single Exposures	Age							Reason				Treated in Health Care Facility				Outcome		
		<= 5	6-12	13-19	>= 20	Unknown			Unint	Int	Other	Adv Rxn	Facility	None	Minor	Moderate	Major	Death	
						Child	Adult	Age											
23	20	9	6	2	2	0	1	0	10	7	0	3	8	4	4	0	0		
Energy Drinks: No Caffeine (From Any Source)																			
570	409	178	52	75	93	0	10	1	246	88	2	70	112	74	84	35	2		
Energy Drinks: Unknown																			
418	327	153	26	33	102	1	11	1	205	42	2	76	107	83	48	45	0		
Energy Products: Other																			
162	111	62	4	10	28	1	6	0	81	10	0	19	23	21	11	9	2		
Hormonal Products																			
Androgen or Androgen Precursor Dietary Supplements																			
48	41	32	1	2	4	0	2	0	38	0	0	3	5	10	2	1	0		
Glandular Dietary Supplements																			
13,291	10,835	7,989	1,300	774	663	7	81	21	9,471	1,229	10	90	1,658	2,431	1,140	40	0		
Melatonin																			
56	42	21	0	1	16	0	3	1	31	2	0	9	8	7	4	1	0		
Phytoestrogen Dietary Supplements																			
<b>Miscellaneous Dietary Supplements/Herbals/Homeopathic</b>																			
9,833	9,216	8,265	336	91	443	17	57	7	8,878	106	8	216	622	1,638	223	33	1		
Homeopathic Agents																			
2,109	1,661	949	103	96	455	3	47	8	1,261	137	7	247	412	356	150	93	5		
Unknown Dietary Supplements or Homeopathic Agents																			
<b>Other Dietary Supplements</b>																			
218	197	49	44	10	72	6	14	2	176	5	5	7	41	30	56	3	2		
Blue-Green Algae																			
615	398	302	13	5	73	0	5	0	377	12	0	9	19	80	7	2	0		
Glucosamine (with or without Chondroitin)																			
1,829	1,014	716	56	33	181	0	25	3	882	57	2	71	114	159	50	20	1		
Other Single Ingredient Non-Botanical Dietary Supplements																			
<b>38,691</b>	<b>31,254</b>	<b>22,550</b>	<b>2,364</b>	<b>1,698</b>	<b>4,028</b>	<b>48</b>	<b>496</b>	<b>70</b>	<b>26,795</b>	<b>2,489</b>	<b>54</b>	<b>1,811</b>	<b>4,737</b>	<b>6,221</b>	<b>2,688</b>	<b>746</b>	<b>31</b>	<b>0</b>	
<b>Category Total:</b>																			
<b>Diuretics</b>																			
<b>Miscellaneous Diuretics</b>																			
3,329	1,154	432	37	35	601	1	46	2	1,057	78	1	15	279	231	139	56	0		
Furosemide																			
2,202	943	409	54	56	386	0	34	4	804	77	0	58	217	232	75	29	2		
Other Types of Diuretic																			
4,407	1,663	705	104	58	735	1	56	4	1,459	156	0	44	404	452	95	38	1		
Thiazide																			
216	74	31	6	4	28	0	5	0	58	12	0	4	18	15	7	1	0		
Unknown Types of Diuretic																			
<b>10,154</b>	<b>3,834</b>	<b>1,577</b>	<b>201</b>	<b>153</b>	<b>1,750</b>	<b>2</b>	<b>141</b>	<b>10</b>	<b>3,378</b>	<b>323</b>	<b>1</b>	<b>121</b>	<b>918</b>	<b>930</b>	<b>316</b>	<b>124</b>	<b>4</b>	<b>1</b>	
<b>Category Total:</b>																			
<b>Electrolytes and Minerals</b>																			
<b>Miscellaneous Electrolytes and Minerals</b>																			
14,174	12,622	11,355	599	141	427	9	78	13	12,320	218	16	59	343	2,059	187	30	1		
Calcium and Calcium Salts																			
216	175	72	7	16	61	2	13	4	166	7	0	2	25	25	13	2	0		
Chromium, Trivalent																			
93	80	28	8	1	37	2	4	0	48	12	0	19	33	10	12	5	0		
Colloidal Silver																			
1,833	1,738	1,462	167	18	67	3	18	3	1,666	17	2	53	92	342	87	6	0		
Fluoride (Excluding Vitamins, Hydrofluoric Acid & Mouthwashes)																			
5,249	3,910	2,139	124	348	1,159	4	119	17	3,235	445	2	209	1,062	929	421	100	5		
Iron and Iron Salts (Excluding Vitamins with Iron)																			
1,423	1,113	404	56	43	515	0	80	15	851	110	13	132	166	173	142	27	2		
Magnesium and Magnesium Salts																			
892	728	413	19	92	187	0	13	4	497	132	1	94	273	191	100	68	2		
Multi-Mineral and Multi-Herbal Dietary Supplement																			

(Continued)

**Table 22B.** Demographic profile of SINGLE SUBSTANCE Pharmaceuticals exposure cases by generic category.

No. of Case Mentions	No. of Single Exposures	Age							Reason				Treated in Health Care Facility				Outcome			
		<=5	6-12	13-19	>=20	Unknown			Unint	Int	Other	Adv Rxn	Facility	None	Minor	Moderate	Major	Death		
						Child	Adult	Age												
139	102	67	7	5	20	1	1	1	91	3	0	8	16	15	4	5	1	0		
		15	3	1	16	0	5	0	37	0	0	3	7	7	7	2	0	0		
1,441	574	215	12	16	291	0	38	2	490	66	1	13	131	135	28	23	1	0		
95	67	14	2	5	37	1	7	1	51	6	2	7	26	11	10	4	0	0		
3,647	2,934	1,552	354	165	693	2	152	16	2,486	336	26	75	411	503	407	46	2	2		
9	9	2	0	1	5	0	1	0	8	1	0	0	1	2	0	0	0	0		
1,178	997	555	41	43	316	2	35	5	850	44	1	91	109	111	111	17	1	0		
<b>30,433</b>	<b>25,089</b>	<b>18,293</b>	<b>1,399</b>	<b>895</b>	<b>3,831</b>	<b>26</b>	<b>564</b>	<b>81</b>	<b>22,796</b>	<b>1,397</b>	<b>64</b>	<b>765</b>	<b>2,695</b>	<b>4,513</b>	<b>1,531</b>	<b>335</b>	<b>15</b>	<b>2</b>		
<b>Category Total:</b>																				
<b>Eye/Ear/Nose/Throat Preparations</b>																				
Miscellaneous Eye/Ear/Nose/Throat Preparations	1,466	791	231	34	323	5	74	8	1,367	40	3	54	55	225	101	5	0	0		
Topical Steroids For Eye/Nose/Throat	1,781	921	131	123	755	2	153	7	1,882	73	7	129	220	507	201	39	2	0		
<b>Nasal Preparations</b>																				
Other Nasal Decongestants or Sympathomimetics (Excluding Tetrahydrozoline)	577	552	327	22	10	157	1	33	2	519	11	2	19	29	64	3	0	0		
Other Types of Nasal Preparation	36	35	30	1	0	1	3	0	33	1	1	0	7	22	2	2	0	0		
Tetrahydrozoline, Nasal Preparations	12	12	2	1	1	7	0	1	11	0	0	1	2	1	3	2	0	0		
<b>Ophthalmic Preparations</b>																				
Contact Lens Products	2,558	2,497	1,436	41	141	746	2	123	8	2,432	31	8	22	363	300	398	81	1		
Glaucoma Medications	384	347	93	20	1	199	1	30	3	318	8	0	21	44	74	23	10	0		
Other Ophthalmic Sympathomimetics	1,191	1,135	705	31	62	282	3	45	7	972	37	83	38	240	406	74	22	1		
Other Types of Ophthalmic Preparation	2,006	1,913	1,101	74	59	554	2	115	8	1,776	38	28	66	173	356	100	26	0		
Tetrahydrozoline, Ophthalmic Preparations	1,078	1,042	731	25	55	192	0	35	4	922	33	68	13	221	419	64	19	0		
Unknown Types of Ophthalmic Preparation	50	48	17	4	6	15	0	6	0	27	4	8	6	14	7	5	2	1		
<b>Otic Preparations</b>																				
Combination Products	1,844	1,816	879	184	54	608	6	78	7	1,799	6	0	10	179	317	479	27	0		
Other Types of Otic Preparation	2,289	2,267	886	107	66	1,004	3	190	11	2,220	11	4	31	263	285	639	57	0		
Unknown Types of Otic Preparation	58	55	20	3	6	21	0	5	0	53	2	0	0	12	5	18	1	0		
<b>Throat Preparations</b>																				
Other Types of Throat Preparation	502	465	139	58	54	186	0	25	3	409	39	4	12	46	104	38	5	0		
Throat Lozenges with Local Anesthetics	326	297	131	25	28	91	0	21	1	266	21	1	9	22	72	21	2	0		

(Continued)

**Table 22B.** Demographic profile of SINGLE SUBSTANCE Pharmaceuticals exposure cases by generic category.

	No. of Case Mentions	No. of Single Exposures	Age							Reason				Treated in Health Care Facility				Outcome		
			Age							Unint	Int	Other	Adv Rxn	Facility	None	Minor	Moderate	Major	Death	
			<=5	6-12	13-19	>=20	Unknown Child	Unknown Adult	Unknown Age											
Throat Lozenges without Local Anesthetics	1,088	1,008	817	75	21	76	1	17	1	941	43	0	22	31	177	41	2	0	0	
Unknown Types of Throat Preparation	8	8	5	1	1	1	0	0	0	6	1	0	1	1	1	1	0	0	0	
<b>Category Total:</b>	<b>18,002</b>	<b>17,055</b>	<b>9,031</b>	<b>1,034</b>	<b>722</b>	<b>5,218</b>	<b>26</b>	<b>954</b>	<b>70</b>	<b>15,953</b>	<b>399</b>	<b>217</b>	<b>454</b>	<b>1,922</b>	<b>3,368</b>	<b>2,272</b>	<b>305</b>	<b>5</b>	<b>0</b>	
<b>Gastrointestinal Preparations</b>																				
<b>Antacids</b>																				
Antacids: Other Types	3,977	3,676	3,264	142	26	202	2	36	4	3,590	51	5	29	100	450	54	6	1	0	
Antacids: Proton Pump Inhibitors	10,372	5,391	2,811	186	175	1,928	8	264	19	4,987	244	3	148	488	1,069	173	17	1	0	
Antacids: Salicylate-Containing	2,646	2,390	1,928	198	25	202	3	32	2	2,217	81	2	79	215	540	63	25	2	0	
<b>Antidiarrheals</b>																				
Antidiarrheals: Diphenoxylate and Atropine Containing	293	170	69	7	12	74	0	7	1	125	30	0	11	95	62	30	13	1	0	
Antidiarrheals: Loperamide	1,189	888	455	30	34	317	0	49	3	690	145	2	48	243	269	77	34	1	1	
Antidiarrheals: Non-Narcotic Containing (Excluding Salicyl Containing)	17	12	6	0	0	5	0	1	0	11	0	0	1	2	3	1	0	0	0	
Antidiarrheals: Other	1	1	0	0	0	1	0	0	0	0	1	0	0	0	0	0	0	0	0	
Narcotic Containing	3	1	0	0	0	1	0	0	0	0	1	0	0	0	1	0	0	0	0	
Antidiarrheals: Paregoric Containing																				
<b>Antispasmodics</b>																				
Antispasmodics: Anticholinergic Containing	2,915	1,431	655	98	88	529	1	50	10	1,136	189	1	88	485	445	189	105	5	0	
Antispasmodics: Other Types	84	54	9	1	1	38	0	5	0	44	3	0	6	6	14	4	5	0	0	
<b>Miscellaneous Gastrointestinal Preparations</b>																				
Laxatives	15,577	13,713	9,928	604	431	2,288	13	402	47	12,619	567	54	440	1,236	1,894	1,264	142	3	1	
Other Types of Gastrointestinal Preparation	10,232	8,430	6,748	345	156	1,010	11	150	10	7,960	236	10	208	806	1,619	312	82	5	0	
Unknown Types of Gastrointestinal Preparation	39	23	10	4	1	5	0	3	0	15	3	0	4	5	4	3	0	1	0	
<b>Category Total:</b>	<b>47,345</b>	<b>36,180</b>	<b>25,883</b>	<b>1,615</b>	<b>949</b>	<b>6,600</b>	<b>38</b>	<b>999</b>	<b>96</b>	<b>33,394</b>	<b>1,551</b>	<b>77</b>	<b>1,062</b>	<b>3,681</b>	<b>6,370</b>	<b>2,170</b>	<b>429</b>	<b>20</b>	<b>2</b>	
<b>Hormones and Hormone Antagonists</b>																				
<b>Miscellaneous Hormones and Hormone Antagonists</b>																				
Androgens	532	452	98	23	22	259	0	49	1	342	46	3	55	116	62	78	20	4	0	
Corticosteroids	11,223	9,245	4,367	786	299	3,233	17	500	43	8,549	153	22	503	598	1,337	341	61	0	0	
Estrogens	1,544	996	639	38	59	221	1	35	3	913	46	1	35	71	183	39	7	0	0	
Insulin	6,967	6,005	1,56	77	120	5,154	2	461	35	5,364	538	11	59	2,295	2,428	363	855	40	4	
oral Contraceptives	5,392	4,453	3,245	173	385	516	11	110	13	3,971	408	7	58	341	646	173	10	0	0	
Other Hormone Antagonists	541	413	117	31	16	216	0	29	4	375	22	0	15	50	77	16	3	1	1	
Other Hormones	761	559	194	72	44	210	1	32	6	480	27	2	47	126	140	30	19	3	0	
Progestins	1,365	1,154	694	64	60	267	1	60	8	1,022	51	3	75	118	219	41	4	0	0	

(Continued)

**Table 22B.** Demographic profile of SINGLE SUBSTANCE Pharmaceuticals exposure cases by generic category.

	No. of Case Mentions	No. of Single Exposures	Age						Reason				Treated in Health Care Facility				Outcome			
			<=5	6-12	13-19	>=20	Unknown Child	Unknown Adult	Unknown Age	Unint	Int	Other	Adv Rxn	Facility	None	Minor	Moderate	Major	Death	
Selective Estrogen Receptor Modulators	312	178	61	10	5	90	1	10	1	169	6	0	0	3	21	47	8	1	0	0
Thyroid Preparations (Including Synthetics and Extracts)	13,581	9,264	4,561	409	242	3,578	3	443	28	8,875	286	6	81	1,120	1,657	153	55	3	0	0
Unknown Hormones or Hormone Antagonists	23	16	5	0	1	10	0	0	0	11	2	0	3	5	2	1	3	0	0	0
<b>Oral Hypoglycemic</b>	8,229	3,658	750	121	274	2,265	2	236	10	3,018	528	4	86	980	848	273	189	36	12	0
Oral Hypoglycemics: Biguanides	1,082	452	156	16	7	249	0	23	1	409	19	0	22	131	190	11	23	4	0	0
Oral Hypoglycemics: Other or Unknown	3,950	1,590	778	49	36	677	1	42	7	1,340	158	2	68	1,184	621	61	424	32	0	0
Oral Hypoglycemics: Sulfonylureas	361	121	48	3	6	57	0	6	1	109	10	0	2	45	60	4	3	1	0	0
Oral Hypoglycemics: Thiazolidinediones	55,863	38,556	15,869	1,872	1,576	17,002	40	2,036	161	34,947	2,300	61	1,112	7,201	8,517	1,592	1,677	124	17	0
<b>Other Miscellaneous Drugs</b>	856	301	153	6	3	123	0	16	0	283	12	0	6	38	91	9	0	0	1	0
Allopurinol	210	49	6	0	1	34	0	7	1	18	11	1	15	24	7	8	6	1	0	0
Disulfiram	84	58	30	1	4	20	0	3	0	50	3	0	5	30	14	7	6	2	0	0
Ergot Alkaloids	1,252	669	146	12	6	461	0	43	1	586	53	0	26	182	175	91	36	3	0	0
Levo-Dopa and Related Drugs	41	19	2	0	3	12	0	2	0	9	2	0	8	15	3	5	2	4	0	0
Neuromuscular Blocking Agents (Succinylcholine, Curare, etc)	1,385	1,293	723	138	40	340	1	44	7	1,077	80	12	121	273	375	245	33	1	0	0
Nicotine Pharmaceuticals	16,434	10,670	4,327	661	614	4,480	17	510	61	9,232	691	30	654	2,479	2,511	1,309	422	27	5	0
Other Types of Miscellaneous Prescription or Over the Counter Drug	20,262	13,059	5,387	818	671	5,470	18	625	70	11,255	852	43	835	3,041	3,176	1,674	505	38	6	0
<b>Muscle Relaxants</b>	144	62	6	5	3	44	0	3	1	20	30	2	7	44	6	11	21	6	2	0
Baclofen	5,044	1,980	139	7	106	1,645	0	64	19	383	1,519	8	19	1,634	214	683	522	79	1	0
Carisoprodol (Formulated Alone)	10,270	4,225	1,250	234	360	2,190	2	158	31	2,267	1,828	4	66	2,507	1,053	954	681	79	3	0
Cyclobenzaprine	31	17	4	0	3	8	0	1	1	12	4	0	0	5	6	4	1	0	0	0
Metaxalone	1,659	684	94	20	66	469	0	28	7	313	330	1	30	410	163	163	72	8	1	0
Methocarbamol	7,988	3,444	623	89	273	2,282	1	155	21	1,462	1,718	26	164	2,315	545	785	863	172	4	0
Other Types of Muscle Relaxant	125	61	16	1	1	40	0	3	0	35	22	0	4	38	8	20	15	0	0	0
Tizanidine	233	50	13	1	7	22	0	5	2	19	29	0	2	40	7	7	11	0	0	0
Unknown Types of Muscle Relaxant	25,494	10,523	2,145	357	819	6,700	3	417	82	4,511	5,480	41	292	6,993	2,002	2,627	2,186	344	11	0
<b>Category Total: Narcotic Antagonists</b>	463	197	8	4	8	156	0	18	3	73	52	18	51	110	17	48	46	3	0	0
<b>Miscellaneous Narcotic Antagonists</b>	463	197	8	4	8	156	0	18	3	73	52	18	51	110	17	48	46	3	0	0
<b>Category Total:</b>	463	197	8	4	8	156	0	18	3	73	52	18	51	110	17	48	46	3	0	0

(Continued)

**Table 22B.** Demographic profile of SINGLE SUBSTANCE Pharmaceuticals exposure cases by generic category.

Radiopharmaceuticals	No. of Case Mentions	No. of Single Exposures	Age						Reason				Treated in Health Care Facility			Outcome			
			<= 5	6-12	13-19	>= 20	Unknown		Unint	Int	Other	Adv Rxn	None	Minor	Moderate	Major	Death		
							Child	Adult											
<b>Miscellaneous Radiopharmaceutical</b>	38	30	3	0	3	16	0	8	0	16	0	2	12	16	5	5	2	0	0
Specific Pharmaceutical Radionuclides																			
<b>Category Total:</b>	<b>38</b>	<b>30</b>	<b>3</b>	<b>0</b>	<b>3</b>	<b>16</b>	<b>0</b>	<b>8</b>	<b>0</b>	<b>16</b>	<b>0</b>	<b>2</b>	<b>12</b>	<b>16</b>	<b>5</b>	<b>5</b>	<b>2</b>	<b>0</b>	<b>0</b>
<b>Sedative/Hypnotics/Antipsychotics</b>																			
Barbiturates	1,881	1,131	260	45	54	721	0	47	4	813	240	7	43	441	261	157	116	32	0
Long Acting Barbiturates																			
Short or Intermediate Acting Barbiturates	210	94	5	1	7	70	0	10	1	53	34	1	3	60	11	31	13	2	3
Unknown Types of Barbiturate	36	6	1	0	1	4	0	0	0	1	4	0	0	6	1	2	1	2	0
<b>Miscellaneous Sedative/Hypnotics/Antipsychotics</b>																			
Atypical Antipsychotics	40,489	16,306	2,259	1,097	2,894	9,384	8	545	119	6,152	9,076	58	772	11,912	2,912	4,578	3,605	402	11
Benzodiazepines	74,935	27,684	5,585	794	2,547	17,147	20	1,261	330	9,713	16,774	303	434	19,252	5,522	8,719	3,402	302	19
Bupropion	3,699	1,093	195	35	133	656	0	66	8	458	554	3	66	625	302	252	93	4	0
Chloral Hydrate	24	15	5	3	0	7	0	0	0	10	3	0	1	7	3	3	3	2	0
Meperbamate	41	17	2	0	2	13	0	0	0	7	9	1	0	12	4	3	3	1	0
Methaqualone	6	4	2	0	0	2	0	0	0	3	1	0	0	3	2	1	0	0	0
Other Types of Sedative/Hypnotic/Anti-Anxiety or Anti-Psychotic Drug	19,612	8,697	1,110	438	851	5,797	3	419	79	3,329	4,984	26	189	5,722	1,273	3,072	1,119	86	3
Phenothiazines	4,721	1,896	225	58	181	1,310	2	102	18	786	862	10	196	1,297	345	390	488	26	1
Sleep Aids, Over the Counter	1,523	851	188	22	131	466	0	35	9	288	534	2	21	560	167	164	186	17	0
Only (Excluding Diphenhydramine)																			
Unknown Types of Sedative/Hypnotic/Anti-Anxiety or Anti-Psychotic Drug	298	107	7	2	15	62	0	14	7	16	84	1	1	96	13	19	20	2	0
<b>Category Total:</b>	<b>147,475</b>	<b>57,901</b>	<b>9,844</b>	<b>2,495</b>	<b>6,816</b>	<b>35,639</b>	<b>33</b>	<b>2,499</b>	<b>575</b>	<b>21,629</b>	<b>33,159</b>	<b>412</b>	<b>1,726</b>	<b>39,993</b>	<b>10,816</b>	<b>17,391</b>	<b>9,049</b>	<b>878</b>	<b>37</b>
<b>Serums, Toxoids, Vaccines</b>																			
Miscellaneous Serums, Toxoids and Vaccines	2,084	1,837	371	130	139	931	7	225	34	1,383	10	1	436	517	138	297	97	3	1
<b>Category Total:</b>	<b>2,084</b>	<b>1,837</b>	<b>371</b>	<b>130</b>	<b>139</b>	<b>931</b>	<b>7</b>	<b>225</b>	<b>34</b>	<b>1,383</b>	<b>10</b>	<b>1</b>	<b>436</b>	<b>517</b>	<b>138</b>	<b>297</b>	<b>97</b>	<b>3</b>	<b>1</b>
<b>Stimulants and Street Drugs</b>																			
<b>Cannabinoids and Analogs</b>																			
Marijuana	5,033	1,548	256	51	488	614	3	107	29	398	898	90	100	1,053	149	375	355	17	0
Tetrahydrocannabinol (THC) Homologs	2,666	1,931	16	23	772	1,019	3	71	27	86	1,731	62	23	1,643	104	530	697	116	3
Tetrahydrocannabinol (THC) Pharmaceuticals	62	41	6	0	5	29	0	1	0	15	18	0	7	29	8	10	9	1	0
<b>Diet Aids</b>																			
Diet Aids: Phenylpropanolamine and Caffeine Combinations	9	6	3	0	1	2	0	0	0	4	1	0	1	3	1	3	0	0	0
Diet Aids: Phenylpropanolamine Only	9	7	2	0	0	5	0	0	0	4	0	0	3	2	0	0	0	0	0

(Continued)

**Table 22B.** Demographic profile of SINGLE SUBSTANCE Pharmaceuticals exposure cases by generic category.

No. of Case Mentions	No. of Single Exposures	Age							Reason				Treated in Health Care Facility				Outcome		
		<=5	6-12	13-19	>=20	Unknown			Unint	Int	Other	Adv Rxn	None	Minor	Moderate	Major	Death		
						Child	Adult	Age											
291	245	141	9	27	60	1	5	2	177	23	0	44	90	62	36	27	0	0	
44	36	16	2	7	11	0	0	0	19	8	0	9	31	14	2	11	1	0	
84	54	26	0	4	23	1	0	0	28	9	0	15	34	16	9	7	0	0	
<b>Miscellaneous Stimulants and Street Drugs</b>																			
15,506	9,895	3,761	1,931	1,605	2,349	7	201	41	7,065	2,347	41	317	4,894	2,553	1,703	1,601	89	3	
128	108	16	4	3	68	0	16	1	43	56	3	2	54	9	17	23	2	0	
3,422	2,516	997	95	361	943	0	109	11	1,520	620	11	342	814	426	483	308	5	0	
4,749	1,265	54	12	83	985	0	99	32	133	1,041	39	13	1,037	197	213	313	77	20	
201	160	84	5	8	54	0	8	1	128	25	1	5	34	43	14	12	0	0	
477	294	5	2	14	263	0	7	3	58	182	27	10	248	25	48	92	53	0	
2,514	1,430	27	7	492	790	1	73	40	96	1,265	30	15	1,215	53	250	575	105	14	
4,427	2,094	13	4	157	1,741	1	126	52	80	1,912	59	13	1,880	200	345	648	343	30	
698	434	1	4	277	129	0	15	8	17	398	13	0	381	17	65	221	37	1	
89	73	15	2	11	40	0	5	0	44	24	1	4	33	4	20	7	1	0	
4,540	2,607	201	96	191	1,778	13	246	82	660	1,800	78	24	2,048	317	380	699	137	34	
9,658	6,646	1,435	2,701	1,355	1,030	6	98	21	5,277	1,113	15	179	2,160	1,663	974	648	17	0	
113	75	0	0	32	39	1	2	1	2	69	1	1	73	0	18	41	10	0	
847	595	241	10	62	258	0	20	4	379	118	0	89	302	160	103	90	14	1	
1,101	697	11	6	102	526	1	38	13	51	591	28	6	601	22	101	331	55	3	
737	340	16	2	51	244	1	22	4	49	258	8	1	282	27	67	122	16	2	
1	1	0	0	0	1	0	0	0	0	1	0	0	0	0	0	0	1	0	
16	11	0	0	4	6	0	0	1	2	8	0	1	10	0	2	6	0	0	
250	169	6	3	54	85	0	14	7	15	129	14	4	144	11	31	62	16	0	
<b>57,672</b>	<b>33,278</b>	<b>7,349</b>	<b>4,969</b>	<b>6,166</b>	<b>13,092</b>	<b>39</b>	<b>1,283</b>	<b>380</b>	<b>16,350</b>	<b>14,645</b>	<b>521</b>	<b>1,228</b>	<b>19,095</b>	<b>6,081</b>	<b>5,799</b>	<b>6,905</b>	<b>1,113</b>	<b>111</b>	
<b>Topical Preparations</b>																			
<b>Miscellaneous Topical Preparations</b>																			
2,663	2,571	1,505	140	293	516	3	102	12	2,383	54	5	125	165	485	275	26	1	0	
78	75	23	1	2	40	0	8	1	71	1	1	2	8	18	5	0	0	0	
2,519	2,460	1,821	82	40	460	3	51	3	2,433	11	4	10	119	367	174	6	0	0	
11,706	11,521	9,599	245	218	1,251	6	179	23	11,285	134	22	75	1,146	3,024	1,308	80	14	0	
1,605	1,585	1,241	58	26	218	3	34	5	1,528	21	4	31	157	435	192	12	0	0	
32,333	31,876	30,374	275	197	814	50	140	26	31,794	35	13	30	560	3,850	757	21	1	0	

(Continued)

**Table 22B.** Demographic profile of SINGLE SUBSTANCE Pharmaceuticals exposure cases by generic category.

	No. of Case Mentions	No. of Single Exposures	Age							Reason					Treated in Health Care Facility				Outcome		
			<= 5	6-12	13-19	>= 20	Unknown			Unint	Int	Other	Adv Rxn	Facility	None	Minor	Moderate	Major	Death		
							Child	Adult	Age												
Hexachlorophene	18	18	9	1	0	7	0	1	0	17	0	0	1	1	1	4	0	0			
Containing Antiseptics																					
Hydrogen Peroxide 3%	9,649	9,272	3,386	453	402	4,332	34	654	8,953	217	36	50	587	1,073	1,257	57	2	0			
Iodine or Iodide	1,075	982	288	56	71	476	9	80	823	86	8	57	202	213	154	26	0	0			
Containing Antiseptics																					
Mercury Containing	61	55	39	1	0	11	3	3	52	2	0	1	6	15	4	0	0	0			
Antiseptics																					
Methyl Salicylate	7,770	7,662	5,664	299	200	1,246	11	235	7,421	70	20	136	657	1,550	1,102	38	2	1			
Minoxidil, Topical	134	133	54	5	3	65	2	4	113	4	0	16	26	25	17	7	0	0			
Other Types of	3,826	3,746	2,572	94	76	854	8	138	3,411	34	10	288	189	556	589	30	0	1			
Rubefacient or Liniment (Excluding Camphor and Methyl Salicylate)																					
Other Types of Topical	2,487	2,419	1,495	125	86	603	4	100	2,315	55	8	40	260	425	251	19	1	0			
Antiseptic																					
Podophyllin	47	44	8	5	2	24	4	4	26	9	0	8	12	9	10	1	0	0			
Silver Nitrate	101	77	15	3	26	25	1	6	64	2	1	10	16	6	21	3	0	0			
Topical Steroids (Including Otic, Ophthalmic, and Dermal Preparations)	10,536	10,263	6,263	655	196	2,605	11	506	10,103	41	6	113	218	1,297	355	22	0	0			
Dermal Preparations)																					
Topical Steroids in Combination with Antibiotics (Including Otic, Ophthalmic, and Dermal Preparations)	1,352	1,334	825	95	41	299	1	63	1,261	19	1	51	234	279	234	38	3	0			
Wart Preparations and Other Keratolytics																					
<b>Category Total:</b>	<b>89,178</b>	<b>87,278</b>	<b>65,756</b>	<b>2,670</b>	<b>1,913</b>	<b>14,253</b>	<b>108</b>	<b>2,392</b>	<b>85,201</b>	<b>805</b>	<b>141</b>	<b>1,069</b>	<b>4,612</b>	<b>13,794</b>	<b>6,890</b>	<b>391</b>	<b>24</b>	<b>2</b>			
<b>Unknown Drug</b>																					
<b>Miscellaneous Unknown Drug</b>																					
Miscellaneous Unknown Drugs	20,211	14,297	4,371	675	1,833	6,178	78	815	6,229	4,826	796	597	9,587	2,568	2,101	2,668	797	91			
<b>Category Total:</b>	<b>20,211</b>	<b>14,297</b>	<b>4,371</b>	<b>675</b>	<b>1,833</b>	<b>6,178</b>	<b>78</b>	<b>815</b>	<b>6,229</b>	<b>4,826</b>	<b>796</b>	<b>597</b>	<b>9,587</b>	<b>2,568</b>	<b>2,101</b>	<b>2,668</b>	<b>797</b>	<b>91</b>			
<b>Veterinary Drugs</b>																					
<b>Miscellaneous Veterinary Drugs</b>																					
Miscellaneous Veterinary Drugs without Human Equivalent	2,966	2,769	777	79	76	1,566	10	238	2,649	38	7	68	357	700	441	61	2	1			
<b>Category Total:</b>	<b>2,966</b>	<b>2,769</b>	<b>777</b>	<b>79</b>	<b>76</b>	<b>1,566</b>	<b>10</b>	<b>238</b>	<b>2,649</b>	<b>38</b>	<b>7</b>	<b>68</b>	<b>357</b>	<b>700</b>	<b>441</b>	<b>61</b>	<b>2</b>	<b>1</b>			
<b>Vitamins</b>																					
<b>Miscellaneous Vitamins</b>																					
Other Types of Vitamin	761	576	409	42	19	87	1	18	519	25	3	27	65	90	20	9	0	0			
Unknown Types of Vitamin	738	536	382	79	17	50	2	4	491	28	0	15	57	109	18	5	0	0			
<b>Multiple Vitamin Liquids: Adult Formulations</b>																					
Multiple Vitamin Liquids: Adult Formulations with Fluoride (No Iron)	2	2	1	0	0	1	0	0	2	0	0	0	0	1	0	0	0	0			
Multiple Vitamin Liquids: Adult Formulations with Iron (No Fluoride)	179	148	67	5	9	52	0	15	112	16	4	16	27	22	15	1	0	0			

(Continued)

**Table 22B.** Demographic profile of SINGLE SUBSTANCE Pharmaceuticals exposure cases by generic category.

No. of Case Mentions	No. of Single Exposures	Age							Reason				Treated in Health Care Facility			Outcome		
		<=5	6-12	13-19	>=20	Unknown			Unint	Int	Other	Adv Rxn	None	Minor	Moderate	Major	Death	
						Child	Adult	Age										
12	6	5	0	1	0	0	0	0	5	1	0	0	0	1	3	0	0	0
Multiple Vitamin Liquids: Adult Formulations with Iron and Fluoride																		
279	189	132	14	6	33	0	4	0	163	15	0	10	30	34	9	2	1	0
Multiple Vitamin Liquids: Adult Formulations without Iron or Fluoride																		
<b>Multiple Vitamin Liquids: Pediatric Formulations</b>																		
129	124	122	2	0	0	0	0	0	123	0	0	0	5	27	3	0	0	0
Multiple Vitamin Liquids: Pediatric Formulations with Fluoride (No Iron)																		
445	415	398	9	2	5	0	1	0	408	2	0	5	29	80	31	1	0	0
Multiple Vitamin Liquids: Pediatric Formulations with Iron (No Fluoride)																		
54	52	49	3	0	0	0	0	0	50	1	0	1	4	11	1	0	0	0
Multiple Vitamin Liquids: Pediatric Formulations with Iron and Fluoride																		
414	392	370	14	1	5	2	0	0	390	1	0	1	17	72	15	1	0	0
Multiple Vitamin Liquids: Pediatric Formulations without Iron or Fluoride																		
<b>Multiple Vitamin Tablets: Adult Formulations</b>																		
63	54	48	3	1	1	0	1	0	54	0	0	0	2	10	1	0	0	0
Multiple Vitamin Tablets: Adult Formulations with Fluoride (No Iron)																		
5,707	4,594	3,552	109	154	680	4	88	7	4,328	193	1	69	438	1,047	182	12	0	0
Multiple Vitamin Tablets: Adult Formulations with Iron (No Fluoride)																		
31	23	17	1	1	4	0	0	0	21	0	0	2	4	6	2	0	0	0
Multiple Vitamin Tablets: Adult Formulations with Iron and Fluoride																		
92	77	40	9	6	20	0	2	0	64	10	0	2	10	19	4	0	0	0
Multiple Vitamin Tablets: Adult Formulations with Iron Carbonyl (No Fluoride)																		
4,608	3,498	2,416	331	180	482	2	82	5	3,119	249	1	120	300	671	148	22	1	0
Multiple Vitamin Tablets: Adult Formulations without Iron or Fluoride																		
<b>Multiple Vitamin Tablets: Pediatric Formulations</b>																		
435	411	374	31	3	2	1	0	0	409	2	0	0	19	88	8	0	0	0
Multiple Vitamin Tablets: Pediatric Formulations with Fluoride (No Iron)																		
5,622	5,355	4,713	498	73	60	4	6	1	5,208	118	3	20	437	1,040	290	15	0	0
Multiple Vitamin Tablets: Pediatric Formulations with Iron (No Fluoride)																		
57	52	47	3	1	1	0	0	0	50	1	0	1	8	10	3	0	0	0
Multiple Vitamin Tablets: Pediatric Formulations with Iron and Fluoride																		
7	7	7	0	0	0	0	0	0	7	0	0	0	0	2	0	0	0	0
Multiple Vitamin Tablets: Pediatric Formulations with Iron Carbonyl (No Fluoride)																		

(Continued)



**Table 22B.** Demographic profile of SINGLE SUBSTANCE Pharmaceuticals exposure cases by generic category.

No. of Case Mentions	No. of Single Exposures	Age						Reason				Treated in Health Care Facility				Outcome			
		<=5	6-12	13-19	>=20	Unknown		Unint	Int	Other	Adv Rxn	None	Minor	Moderate	Major	Death			
						Child	Adult												
26,419	25,690	20,141	4,696	532	259	32	25	5	24,570	1,081	6	21	1,031	4,366	457	12	0	0	
<b>Multiple Vitamin Tablets: Pediatric Formulations without Iron or Fluoride</b>																			
6	2	2	0	0	0	0	0	0	2	0	0	0	0	0	0	0	0	0	0
<b>Multiple Vitamins, Unspecified Adult Formulations</b>																			
1,592	1,090	788	43	52	177	0	29	1	1,005	58	0	25	145	211	45	5	0	0	0
<b>Multiple Vitamins, Unspecified Adult Formulations with Iron (No Fluoride)</b>																			
3	2	2	0	0	0	0	0	0	2	0	0	0	0	0	0	0	0	0	0
<b>Multiple Vitamins, Unspecified Adult Formulations with Iron and Fluoride</b>																			
132	107	75	13	10	9	0	0	0	95	11	0	1	6	16	3	0	0	0	0
<b>Multiple Vitamins, Unspecified Pediatric Formulations</b>																			
22	22	19	2	1	0	0	0	0	22	0	0	0	1	8	1	0	0	0	0
<b>Multiple Vitamins, Unspecified Pediatric Formulations with Fluoride (No Iron)</b>																			
57	55	53	2	0	0	0	0	0	55	0	0	0	2	5	3	0	0	0	0
<b>Multiple Vitamins, Unspecified Pediatric Formulations with Iron (No Fluoride)</b>																			
5	5	4	1	0	0	0	0	0	4	0	0	1	2	1	0	0	0	0	0
<b>Multiple Vitamins, Unspecified Pediatric Formulations with Iron and Fluoride</b>																			
771	749	583	151	9	5	1	0	0	718	31	0	0	20	149	11	1	0	0	0
<b>Other Vitamins</b>																			
5,864	4,307	3,640	122	68	404	7	57	9	4,104	105	1	88	299	754	88	8	0	0	0
547	447	296	20	15	96	0	19	1	389	23	0	32	46	71	26	9	1	0	0
2,125	1,680	487	31	178	832	0	140	12	795	300	2	577	407	120	534	82	3	0	0
318	178	125	10	5	32	0	5	1	161	6	0	11	18	26	8	2	0	0	0
1,626	1,104	802	124	43	106	0	25	4	990	84	0	28	69	169	67	4	1	0	0
6,017	4,490	2,815	246	125	1,113	14	173	14	4,286	90	4	97	393	776	131	23	2	0	0
730	475	374	30	9	53	1	7	1	440	23	0	12	31	95	11	1	0	0	0
65,869	56,914	43,355	6,644	1,521	4,569	60	701	64	53,161	2,474	25	1,182	3,923	10,109	2,135	215	9	0	0
1,455,478	937,226	461,968	61,401	77,837	299,982	976	30,580	4,482	710,557	184,030	3,405	30,974	279,590	194,656	108,269	61,309	8,112	708	0
2,575,837	1,950,455	1,019,297	127,569	122,557	581,432	3,954	84,191	11,455	1,657,907	220,047	14,707	45,721	440,732	360,566	275,244	93,606	10,279	1,001	0

**Appendix A — Acknowledgments**

The compilation of the data presented in this report was supported in part through the US Centers for Disease Control and Prevention AAPCC Contract 200-2011-41767.

The authors wish to express their profound appreciation to the following individuals who assisted in the preparation of the manuscript: Katherine W. Worthen and Laura J. Rivers.

The authors express their sincere gratitude to the staff at the AAPCC Central Office for their support during the preparation of the manuscript: Stephen Kaminski, JD, Executive Director, Beth Copes and the entire staff.

**Poison Centers (PCs)**

We gratefully acknowledge the extensive contributions of each participating PC and the assistance provided by the many health care providers who provided comprehensive data to the PCs for inclusion in this database. We especially acknowledge the dedicated efforts of the specialists in poison information (SPIs) who meticulously coded 3,060,122 calls made to US PCs in 2013.

As in previous years, the initial review of reported fatalities and development of the abstracts and case data for NPDS was the responsibility of the staff at the 57 participating PCs. Many individuals at each center participated in the fatality case preparation. These toxicology professionals and their centers are:

**Alabama Poison Center**

Perry Lovely, MD, ACMT  
John Fisher, PharmD, DABAT, FAACT  
Lois Dorough BSN, RN, CSPI

**Arizona Poison and Drug Information Center**

Keith Boesen, PharmD, CSPI  
F. Mazda Shirazi, MS, MD, PhD, FACEP, FAMCT

**Arkansas Poison & Drug Information Center**

Henry F. Simmons, Jr., MD  
Pamala R. Rossi, PharmD  
Howell Foster, PharmD, DABAT

**Banner Good Samaritan Poison and Drug Information Center**

Daniel Brooks, MD  
Frank LoVecchio, DO, MPH  
Jane Klemens, RN, CSPI  
Sharyn Welch, RN  
Rebecca Hilder, RN, CSPI  
Diane Glogan, RN

**Blue Ridge Poison Center**

Christopher P. Holstege, MD  
Nathan P. Charlton, MD  
William Rushton, MD  
Luke Hardison, MD

**California Poison Control System—Fresno/Madera Division**

Richard J. Geller, MD, MPH

**California Poison Control System—Sacramento Division**

Timothy Albertson, MD, PhD  
Justin Lewis, PharmD, CSPI

**California Poison Control System—San Diego Division**

Richard F. Clark, MD  
Lee Cantrell, PharmD  
Alicia B. Minns, MD  
Janna Villano, MD  
Charles O'Connell, MD

**California Poison Control System—San Francisco**

Suad A. Al-Abri, MD  
Ilene Anderson, PharmD  
Jo Ellen Dyer, PharmD  
Hallam Gugelmann, MD  
Sandra Hayashi, PharmD  
Raymond Ho, PharmD  
Susan Kim-Katz, PharmD  
Beth Manning, PharmD  
Kathryn Meier, PharmD  
Kent R. Olson, MD  
Freda Rowley, PharmD  
Ben Tsutaoka, PharmD

**Carolinas Poison Center**

Michael C. Beuhler, MD  
Anna Rouse Dulaney, PharmD  
Christine M. Murphy, MD  
William Kerns II, MD

**Central Ohio Poison Center**

Hannah Hays, MD  
Marcel J. Casavant, MD, FACEP, FACMT  
Henry Spiller, MS, DABAT, FAACT  
Jason Russell, DO  
Devin Wiles DO  
Kaitlyn Day

**Central Texas Poison Center**

Ryan Morrissey, MD  
S. David Baker, PharmD, DABAT

**Children's Hospital of MI Regional Poison Center**

Cynthia Aaron, MD  
Lydia Baltarowich, MD  
Aimee Nefcy, MD  
Bram Dolcourt, MD  
Susan C. Smolinske, PharmD  
Matthew Hedge, MD  
Andrew King, MD  
Keenan Bora, MD

**Cincinnati Drug and Poison Information Center**

Shan Yin, MD, MPH  
Sara Pinkston, RN

**Connecticut Poison Center**

Charles McKay, MD, ABMT  
Mary Kay Balboni, RN, CSPI  
Bernard C. Sangalli, MS, DABAT

**Florida/USVI Poison Information Center—Jacksonville**

Thomas Kunisaki, MD, FACEP, ACMT

**Florida Poison Information Center—Miami**

Jeffrey N. Bernstein, MD  
Richard S. Weisman, PharmD

**Florida Poison Information Center—Tampa**

TamasPeredy, MD, FAACT  
Charisse Webb, RN, CSPI

Aryne Patterson, RN, CSPI  
 Judy Turner, RN, CSPI  
 Pamela Eubank, RN, CSPI

**Georgia Poison Center**

Robert J. Geller, MD  
 Brent W. Morgan, MD  
 Ziad Kazzi, MD  
 Stella Wong, DO  
 Gaylord P. Lopez, PharmD  
 Stephanie Hon, PharmD  
 Adam Pomerleau, MD  
 Justin Arnold, DO  
 Alaina Steck, MD  
 Melissa Halliday, MD  
 Molly Boyd, MD

**Hennepin Regional Poison Center**

Deborah L. Anderson, PharmD  
 Jon B. Cole, MD  
 Katherine Katzung, MD  
 JoAn Laes, MD  
 Benjamin S. Orozco, MD  
 David J. Roberts, MD  
 Laurie Willhite, PharmD, CSPI

**Illinois Poison Center**

Michael Wahl, MD  
 Sean Bryant, MD

**Indiana Poison Center**

James B. Mowry, PharmD  
 Gwenn Christianson, MSN, CSPI  
 R. Brent Furbee, MD

**Iowa Poison Control Center**

Sue Ringling, RN  
 Linda B. Kalin, RN  
 Edward Bottei, MD

**Kentucky Regional Poison Control Center**

George M. Bosse, MD  
 Ashley N. Webb, MSc, PharmD, DABAT

**Louisiana Poison Center**

Mark Ryan, PharmD  
 Thomas Arnold, MD

**Maryland Poison Center**

Suzanne Doyon, MD, FACMT  
 Mingzohn (Ellen) Tsay, PharmD

**Mississippi Poison Control Center**

Robert Cox MD, PhD, DABT, FACMT  
 Christina Parker, RN, CSPI

**Missouri Poison Center at SSM Cardinal Glennon****Children's Medical Center**

Rebecca Tominack, MD  
 Shelly Enders, PharmD, CSPI

**National Capital Poison Center**

Cathleen Clancy, MD, FACMT  
 Nicole Reid, RN, BA, BSN, MEd, CSPI

**Nebraska Regional Poison Center**

Prashant Joshi, MD  
 Ronald I. Kirschner, MD

**New Jersey Poison Information and Education System**

Steven M. Marcus, MD

Bruce Ruck, PharmD

**New Mexico Poison and Drug Information Center**

Steven A. Seifert, MD, FAACT, FACMT  
 Brandon Warrick, MD  
 Susan Smolinske, PharmD, DABAT

**New York City Poison Control Center**

Maria Mercurio-Zappala, MS, RPh  
 Robert S. Hoffman, MD  
 Lewis Nelson, MD  
 Rana Biary, MD  
 Nicholas Connors, MD  
 Mai Takematsu, MD  
 Betty Chen, MD  
 Lauren Shawn, MD  
 Hong Kim, MD

**North Texas Poison Center**

Brett Roth MD, ACMT, FACMT  
 Melody Gardner, RN, MSN, MHA, CCRN

**Northern Ohio Poison Center**

Lawrence S. Quang, MD  
 Adrienne Grendzynski, RN, BSN, CSPI  
 Danielle Richardson, RN, BSN, CSPI  
 Susan Scruton, RN, BSN, CSPI

**Northern New England Poison Center**

Karen E. Simone, PharmD, DABAT, FAACT

**Oklahoma Poison Control Center**

William Banner, Jr., MD, PhD, ABMT  
 Scott Schaeffer, RPh, DABAT

**Oregon Poison Center**

Zane Horowitz, MD  
 Sandra L. Giffin, RN, MS

**Palmetto Poison Center**

William H. Richardson, MD  
 Jill E. Michels, PharmD

**Pittsburgh Poison Center**

Michael Lynch, MD  
 Rita Mrvos, BSN

**Puerto Rico Poison Center**

José Eric Díaz-Alcalá, MD  
 Andrés Britt, MD  
 Elba Hernández, RN

**Regional Center for Poison Control and Prevention  
Serving Massachusetts and Rhode Island**

Michele M. Burns, MD, MPH  
 Dennis Wigandt, PharmD  
 Rebecca Bruccoleri, MD  
 Diana Felton, MD

**Regional Poison Control Center—Children's of Alabama**

Erica Liebelt, MD, FACMT  
 Michele Nichols, MD  
 Sherrel Kirkland, RN, CSPI  
 Ann Slattery DrPH DABAT  
 Diane Smith, RN, CSPI

**Rocky Mountain Poison & Drug Center**

Alvin C. Bronstein MD, FACEP  
 Beau Braden, DO, MPH  
 Dazhe Cao, MD  
 Janetta L. Iwanicki, MD

Eric J. Lavonas, MD  
 Sam Wang, MD  
 Shireen Banerjji, PharmD, DABAT  
 Carol Hesse RN, CSPI  
 Regina R. Padilla

#### **South Texas Poison Center**

Cynthia Abbott-Teter, PharmD  
 Douglas Cobb, RPh  
 Miguel C. Fernandez, MD  
 George Layton, MD  
 C. Lizette Villarreal, MA

#### **Southeast Texas Poison Center**

Wayne R. Snodgrass, MD, PhD, FACMT  
 Jon D. Thompson, MS, DABAT  
 Jean L. Cleary, PharmD, CSPI

#### **Tennessee Poison Center**

John G. Benitez, MD, MPH  
 Donna Seger, MD

#### **Texas Panhandle Poison Center**

Shu Shum, MD  
 Jeanie E. Jaramillo, PharmD  
 Cristie Johnston, RN, CSPI

#### **The Poison Control Center at the Children's Hospital of Philadelphia**

Fred Henretig, MD  
 Kevin Osterhoudt, MD  
 Jeanette Trella, PharmD

#### **University of Kansas Hospital Poison Control Center**

Tama Sawyer, PharmD, DABAT  
 Stephen Thornton, MD

#### **Upstate NY Poison Center**

Jeanna M. Marraffa, PharmD  
 Nicholas Nacca, MD  
 Rachel Schult, Pharm.D.  
 Christine M. Stork, PharmD  
 Ross Sullivan, MD  
 Timothy Wiegand, MD

#### **Utah Poison Control Center**

B. Zane Horowitz, MD

#### **Virginia Poison Center**

Rutherford Rose, PharmD  
 Kirk Cumpston, DO  
 Brandon Wills, DO  
 Michelle Troendle, MD

#### **Washington Poison Center**

William T. Hurley, MD, FACEP, FACMT  
 Curtis Elko, PharmD  
 David Serafin, CPIP  
 Tom Martin, MD, MPH, FACEP

#### **West Texas Regional Poison Center**

Hector L. Rivera, RPh, CSPI  
 Stephen W. Borron, MD, MS, FACEP, FACMT  
 Salvador H. Baeza, PharmD, DABAT

#### **West Virginia Poison Center**

Elizabeth J. Scharman, PharmD, DABAT, BCPS, FAACT  
 Anthony F. Pizon, MD, ABMT

#### **Wisconsin Poison Center**

David D. Gummin, MD  
 Amy E. Zosel, MD

#### **AAPCC Fatality Review Team**

The Lead and Peer review of the 2013 fatalities was carried out by the 39 individuals listed here including four who reviewed the pediatric cases [Peds]. The authors and the AAPCC wish to express our appreciation for their volunteerism, dedication, hard work, and good will in completing this task in a limited time.

Alfred Aleguas Jr, PharmD, DABAT, Florida Poison Information Center- Tampa

Andy King, MD, Children's Hospital of Michigan RPCC, Detroit

Amy Zosel, MD, Wisconsin Poison Center

Anna Rouse Dulaney\*, PharmD, DABAT, Carolinas Poison Center

Ann-Jeannette Geib, MD, FACEP, FACMT, Assistant Professor of Emergency Medicine, Rutgers Robert Wood Johnson Medical School, New Brunswick, NJ

Ashley Webb, MSc, PharmD, DABAT, Director, Kentucky Regional PCC

Bernard C Sangalli\*, MS, DABAT, Connecticut Poison Center

Charles McKay, MD, Associate Medical Director, Connecticut Poison Control Center, University of Connecticut School of Medicine

Curtis Elko\*, PharmD, CSPI, Washington Poison Center, Seattle

Cynthia Lewis-Younger, MD, MPH, Vancouver, Washington  
 Daniel E Brooks\*, MD, Banner Good Samaritan Medical Center, Phoenix

David D Gummin, MD, Wisconsin Poison Center

Diane Calello, MD, FAAP, FACMT, New Jersey Poison Information and Education System [Peds]

Elizabeth J Scharman, PharmD, DABAT, BCPS, FAACT, West Virginia Poison Center

Frank LoVecchio, DO, Banner Poison and Drug and Information Center, Phoenix, AZ

Gar Chan, MD, FACEM, Launceston General Hospital, Tasmania, Australia

Hannah Hays, MD, Central Ohio Poison Center, Columbus, OH

Henry Spiller\*, MS, DABAT, FAACT, Central Ohio Poison Center, Columbus OH

Jan Scaglione\*, PharmD, DABAT, Cincinnati Drug and Poison Information Center

Jeffrey S Fine, MD, NYU School of Medicine/Bellevue Hospital [Peds]

Jennifer Lowry, MD, Division of Clinical Pharmacology, Toxicology, and Therapeutic Innovations, Children's Mercy Hospital, Kansas City, MO [Peds]

Jill E Michels, PharmD, DABAT, Managing Director, Palmetto Poison Center, SC

John McDonagh, MD, Hartford, CT

Kathy Hart, MD, Connecticut Poison Control Center

L Keith French, MD, Oregon Poison Center

Maria Mercurio-Zappala, RPh, MS, DABAT, FAACT, NYC PCC

Mark Su, MD, MPH, FACEP, FACMT, Director, New York City Poison Control Center, New York, NY

Mike Levine\*, MD, Banner Good Samaritan Medical Center, Phoenix  
 Nathanael McKeown\*, DO, Oregon Poison Center  
 Rachel Gorodetsky, PharmD, D'Youville College School of Pharmacy, University of Rochester Medical Center  
 Rais Vohra, MD, California Poison Control System, Fresno/Madera  
 Robert Goetz\*, PharmD, DABAT, Cincinnati Drug and Poison Information Center  
 Shana Kusin, MD, Department of Emergency Medicine, OHSU  
 Sophia Sheikh MD, Department of Emergency Medicine, University of Florida College of Medicine-Jacksonville  
 Steven M Marcus\*, MD, NJ Poison Information and Education System, NJ Medical School, of the School of Biomedical and Health Sciences of Rutgers University, The State University of NJ [Peds]  
 Susan Smolinske, PharmD, Children's Hospital of Michigan RPCC, Detroit  
 Timothy Wiegand, MD, Director of Toxicology, University of Rochester, Medical Center and Strong Memorial Hospital; Consultant Toxicologist, SUNY Upstate Poison Center  
 Tom Martin, MD, Medical Director, Utah Poison Control Center  
 William Hurley, MD, Washington Poison Center, Seattle  
 \* These reviewers further volunteered to read the top ranked 200 abstracts and judged to publish or omit each.

#### **AAPCC Micromedex Joint Coding Group**

Chair: Elizabeth J. Scharman, Pharm.D., DABAT, BCPS, FAACT

Alvin C. Bronstein, MD, FACEP, FACMT  
 Rick Caldwell  
 Christina Davis, PharmD  
 Sandy Giffin, RN, MS  
 Kendra Grande, RPh  
 Katherine M. Hurlbut, MD  
 Wendy Klein-Schwartz, PharmD, MPH  
 Fiona McNaughton  
 Susan C. Smolinske, PharmD

#### **AAPCC Rapid Coding Team**

Chair: Alvin C. Bronstein, MD, FACEP, FACMT  
 Elizabeth J. Scharman, Pharm.D., DABAT, BCPS, FAACT  
 Jay L. Schauben, PharmD, DABAT, FAACT  
 Susan C. Smolinske, PharmD

#### **AAPCC Surveillance Team**

NPDS surveillance anomalies are analyzed daily by a team of 9 medical and clinical toxicologists working across the country in a distributed system. These dedicated professionals interface with the Health Studies Branch, National Center for Environmental Health, Centers for Disease Control and Prevention (HSB/NCEH/CDC) and the PCs on a regular basis to identify anomalies of public health significance and improve NPDS surveillance systems:

Alvin C. Bronstein, MD, FACEP, FACMT - Director  
 Alfred Aleguas, Pharm D, DABAT  
 S. David Baker, PharmD, DABAT  
 Douglas J. Borys, PharmD, DABAT  
 John Fisher, PharmD, DABAT, FAACT  
 Jeanna M. Marraffa, PharmD, DABAT  
 Maria Mercurio-Zappala, RPH, MS, DABAT, FAACT  
 Henry A. Spiller, MS, DABAT, FAACT  
 Richard G. Thomas, Pharm D, DABAT

#### **Regional Poison Center (PC) Fatality Awards**

Each year the AAPCC and the Fatality Review team recognized several regional PCs for their extra effort in their preparation of fatality reports and prompt responses to reviewer queries during the review process. The awards were presented at the October 2014, North American Congress of Clinical Toxicology meeting in New Orleans, LA.

First Center to Complete all Cases (30-Dec 2013, last of their 17 cases)  
 West Virginia Poison Center (Charleston)  
 Largest Number with Autopsy Reports (44 of 73 cases)  
 Carolinas Poison Center (Charlotte)  
 Highest Percentage with Autopsy Reports (88% of 8 cases)  
 Oklahoma Poison Control Center (Oklahoma City)  
 Largest Number of INDIRECT cases (507 of 925 total cases reported for 2013)  
 Maryland Poison Center (Baltimore)  
 Highest Overall Quality of Reports (12.0 of possible 22 for 1 case)  
 Texas Panhandle Poison Center (Amarillo)  
 Greatest improvement in Overall Quality of Reports (7.67 increase from last year)  
 Texas Panhandle Poison Center (Amarillo)  
 Most Abstracts Published in last year's Annual report (12 of the 70 published narratives)  
 Carolinas Poison Center (Charlotte)  
 Most Helpful Regional Poison Center Staff (based on survey of AAPCC review team)  
 Carolinas Poison Center (Charlotte)  
 - - - Honorable Mention  
 Banner Poison Drug and information Center (Dan Brooks)

#### **Appendix B—Data Definitions**

##### **Reason for Exposure**

NPDS classifies all calls as either EXPOSURE (concern about an exposure to a substance) or INFORMATION (non-exposed human or animal). A call may provide information about one or more exposed person or animal (receptors).

Specialists in poison information (SPIs) coded the reasons for exposure reported by callers to PCs according to the following definitions:

Unintentional general: All unintentional exposures not otherwise defined below.  
 Environmental: Any passive, non-occupational exposure that results from contamination of air, water, or soil. Environmental exposures are usually caused by manmade contaminants.

**Occupational:** An exposure that occurs as a direct result of the person being on the job or in the workplace.

**Therapeutic error:** An unintentional deviation from a proper therapeutic regimen that results in the wrong dose, incorrect route of administration, administration to the wrong person, or administration of the wrong substance. Only exposures to medications or products used as medications are included. Drug interactions resulting from unintentional administration of drugs or foods which are known to interact are also included.

**Unintentional misuse:** Unintentional improper or incorrect use of a nonpharmaceutical substance. Unintentional misuse differs from intentional misuse in that the exposure was unplanned or not foreseen by the patient.

**Bite/sting:** All animal bites and stings, with or without envenomation, are included.

**Food poisoning:** Suspected or confirmed food poisoning; ingestion of food contaminated with microorganisms is included.

**Unintentional unknown:** An exposure determined to be unintentional, but the exact reason is unknown.

**Suspected suicidal:** An exposure resulting from the inappropriate use of a substance for reasons that are suspected to be self-destructive or manipulative.

**Intentional misuse:** An exposure resulting from the intentional improper or incorrect use.

**Contaminant/tampering:** The patient is an unintentional victim of a substance that has been adulterated (either maliciously or unintentionally) by the introduction of an undesirable substance.

**Malicious:** Patients who are victims of another person's intent to harm them.

**Withdrawal:** Inquiry about or experiencing of symptoms from a decline in blood concentration of a pharmaceutical or other substance after discontinuing therapeutic use or abuse of that substance.

**Adverse Reaction Drug:** Unwanted effects due to an allergic, hypersensitivity, or idiosyncratic response to the active ingredient(s), inactive ingredient(s) or excipient of a drug, chemical, or other drug substance when the exposure involves the normal, prescribed, labeled or recommended use of the substance.

**Adverse Reaction Food:** Unwanted effects due to an allergic, hypersensitivity, or idiosyncratic response to a food substance.

**Adverse Reaction Other:** Unwanted effects due to an allergic, hypersensitivity, or idiosyncratic response to a substance other than drug or food.

**Unknown Reason:** Reason for the exposure cannot be determined or no other category is appropriate.

### **Medical Outcome**

**No effect:** The patient did not develop any signs or symptoms as a result of the exposure.

**Minor effect:** The patient developed some signs or symptoms as a result of the exposure, but they were minimally bothersome and generally resolved rapidly with no residual disability or disfigurement. A minor effect is often limited to the skin or mucus membranes (e.g., self-limited gastrointestinal

symptoms, drowsiness, skin irritation, first-degree dermal burn, sinus tachycardia without hypotension, and transient cough).

**Moderate effect:** The patient exhibited signs or symptoms as a result of the exposure that were more pronounced, more prolonged, or more systemic in nature than minor symptoms. Usually, some form of treatment is indicated. Symptoms were not life-threatening, and the patient had no residual disability or disfigurement (e.g., corneal abrasion, acid-base disturbance, high fever, disorientation, hypotension that is rapidly responsive to treatment, and isolated brief seizures that respond readily to treatment).

**Major effect:** The patient exhibited signs or symptoms as a result of the exposure that were life-threatening or resulted in significant residual disability or disfigurement (e.g., repeated seizures or status epilepticus, respiratory compromise requiring intubation, ventricular tachycardia with hypotension, cardiac or respiratory arrest, esophageal stricture, and disseminated intravascular coagulation).

**Death:** The patient died as a result of the exposure or as a direct complication of the exposure.

**Not followed, judged as a nontoxic exposure:** No follow-up calls were made to determine the outcome of the exposure because the substance implicated was nontoxic, the amount implicated was insignificant, or the route of exposure was unlikely to result in a clinical effect.

**Not followed, minimal clinical effects possible:** No follow-up calls were made to determine the patient's outcome because the exposure was likely to result in only minimal toxicity of a trivial nature. (The patient was expected to experience no more than a minor effect.)

**Unable to follow, judged as a potentially toxic exposure:** The patient was lost to follow-up, refused follow-up, or was not followed, but the exposure was significant and may have resulted in a moderate, major, or fatal outcome. Unrelated effect: the exposure was probably not responsible for the effect.

**Confirmed nonexposure:** this outcome option was coded to designate cases where there was reliable and objective evidence that an exposure initially believed to have occurred, but actually never occurred (e.g., all missing pills are later located). All cases coded as confirmed nonexposure are excluded from this report.

**Death, indirect report:** Death, indirect report are deaths that the poison center acquired from medical examiner or media, but did not manage nor answer any questions about the death.

### **Relative Contribution to Fatality (RCF)**

The definitions used for the Relative Contribution to Fatality (RCF) classification by the Case Review Team (CRT) were as follows:

**Undoubtedly responsible**—In the opinion of the CRT, the clinical case evidence establishes beyond a reasonable doubt that the substances actually caused the death.

**Probably responsible**—In the opinion of the CRT, the clinical case evidence suggests that the substances caused the death, but some reasonable doubt remained.

**Contributory**—In the opinion of the CRT, the clinical case evidence establishes that the substances contributed to the death, but did not solely cause the death. That is, the substances alone would not have caused the death, but combined with other factors, were partially responsible for the death.

**Probably not responsible**—In the opinion of the CRT, the clinical case evidence establishes to a reasonable probability, but not conclusively, that the substances associated with the death did not cause the death

**Clearly not responsible**—In the opinion of the CRT, the clinical case evidence establishes beyond a reasonable doubt that the substances did not cause this death.

**Unknown**—In the opinion of the CRT, the clinical case evidence is insufficient to impute or refute a causative relationship for the substances in this death.

## Appendix C—Abstracts of Selected Cases

### Selection of Abstracts for Publication

The abstracts included in Appendix C were selected for publication in a three-stage process consisting of qualifying, ranking, and reading. Qualifying was based on the RCF: only RCF = 1—Undoubtedly Responsible; 2—Probably Responsible; or 3—Contributory were eligible for publication. Fatalities by indirect report were excluded beginning with the 2008 annual report. Ranking was based on the number of substances (1/N) and weighted case score. The case weighting factors were the averages chosen based on review team recommendations in 2006. Each case score was multiplied by the respective factors to obtain a weighted publication score: Hospital records \* 8.8 + Postmortem \* 15.2 + Blood levels \* 6.9 + Quality/Completeness \* 6.4 + Novelty/Educational value \* 13.2. Scores were normalized (z-score) within each reviewer before the final weighting: 25% for Age Z-Score + 25% for Freq Z-Score of 1st cause rank substance + 25% for weighted case scores + 25% for 1/N + 10 for pregnant patient + 10 for patient under 3 years old.

The top-ranked abstracts (200 + ties) were each read by individual reviewers (see Appendix A) and the 2 managers (Cantilena and Spyker). Each reader judged each abstract as “publish” or “omit,” and all abstracts receiving 7 or more of 12 publish votes were selected, further edited and cross-reviewed by the two managers.

### Abstracts

Abstracts of the cases were selected (see Selection of Abstracts for Publication, above) from the human fatalities judged related to an exposure as reported to US PCs in 2013. A structured format for abstracts was required in the PC preparation of the abstracts and was used in the abstracts presented. Abbreviations, units, and normal ranges omitted from the abstracts are given at the end of this appendix.

**Case 1.** Acute methanol ingestion: undoubtedly responsible.

**Scenario/Substances:** A 17-year-old (y/o) female with no significant past medical history presented to a community hospital with shortness of breath preceded by fatigue. She developed status epilepticus unresponsive to midazolam and required endotracheal intubation. She was transferred to a tertiary care hospital.

**Physical Exam:** BP 127/78, HR 113, RR 56, T 36°C, O<sub>2</sub> sat 95% on room air. She was alert and interactive, appeared dehydrated and cachectic. Severely tachypneic. Globally weak. Otherwise remainder of examination was unremarkable.

**Laboratory Data:** pH 6.8 / pCO<sub>2</sub> 10 / HCO<sub>3</sub> 2

Na 141	Cl 111	BUN 15	Glu 81
K 3.6	CO <sub>2</sub> 15	Cr 0.8	

lactate 2.2 mmol/L, WBC 18, Hgb 17, platelets 345. Non-contrast head CT mild cerebral edema. Ammonia 163 μmol/L, AST, ALT, and bilirubin normal. Serum valproate not detected. Methanol 45 mg/dL, 20 h after presentation and after 3.5 h of CRRT. Lumbar puncture was unrevealing.

**Clinical Course:** Patient became progressively more hypotensive despite IV fluid resuscitation, sodium bicarbonate infusion and three vasopressors. ECMO and CRRT were initiated. Metabolic service was consulted for persistent hyperammonemia and initiated a workup for late presenting inborn error of metabolism. Patient was given cobalamin, thiamine, biotin, levocarnitine, and riboflavin. Toxicology service was then consulted for unresolving metabolic acidosis despite resuscitation and bicarbonate infusion. Patient was given fomepizole. Metabolic acidosis resolved with CRRT. However, the patient's cerebral edema worsened, progressing to uncial herniation. Based on the prognosis, the family opted for institution of comfort measures and she expired. Following her death, police investigation revealed that the patient had conducted internet search on methanol poisoning. Multiple empty bottles of windshield wiper fluid containing methanol were found at the patient's home and car.

**Autopsy Findings:** Numerous linear scars on the body were consistent with self-destructive behavior. Other gross and microscopic pathology results were unremarkable. Cause of death was methanol intoxication. Manner of death was suicide.

**Case 148.** Acute ethylene glycol (antifreeze) per feeding tube: undoubtedly responsible.

**Scenario/Substances:** A 66 y/o male reportedly instilled 100 mL of antifreeze into his GI tract via tube feeding port ~2 h prior to arrival in ED.

**Past Medical History:** Throat cancer, human immunodeficiency virus infection.

**Laboratory Data:** Venous blood gases upon arrival in ED pH 7.42/pCO<sub>2</sub> 31/pO<sub>2</sub> 35/HCO<sub>3</sub> 20/BE -4. Hour 5: Na 147, Cl 107, CO<sub>2</sub> 20, Glu 153, BUN 17, Cr 0.7, anion gap 23,

lactate 1.73 mmol/L, HCO<sub>3</sub> 17, BE 4, O<sub>2</sub> sat 70%. Hour 18: pH 7.55 / pCO<sub>2</sub> 16 / HCO<sub>3</sub> 14, anion gap 19, salicylate not detected.

**Clinical Course:** Upon arrival in ED, he was tachypneic (RR 40), BP 146/84, HR 113. Fomepizole therapy was initiated, and thiamine was administered. The patient was admitted to the ICU Hour 5. Based on the prognosis and prior history, the family opted for institution of comfort measures. Fomepizole therapy was discontinued and he expired on Day 4.

**Autopsy Findings:** Hour 6 hospital blood ethylene glycol was 1,200 mg/dL. An autopsy was not performed. Probably cause of death: ethylene glycol toxicity due to antifreeze ingestion. Manner of death: Suicide.

**Case 153.** Acute disc battery and acetaminophen ingestion: undoubtedly responsible.

**Scenario/Substances:** A 16 m/o male was brought to the ED after a week of cough. Supratherapeutic doses of acetaminophen may have been given. An X-ray showed a 20-mm coin cell-shaped foreign body in the esophagus.

**Past Medical History:** Previously healthy.

**Clinical Course:** The child was transferred to a tertiary care hospital for endoscopic removal. The battery was successfully removed, and the child was admitted to the ICU. The child developed a massive GI bleed, liver failure, acidosis, and renal failure. He was intubated, sedated, and ventilated; N-acetylcysteine and blood products were administered. The child was taken to the OR where he arrested during exploratory laparotomy. CPR was initially successful, but the child remained hypoxic and hypotensive and died.

**Autopsy Findings:** Not available.

**Case 154.** Acute scorpion sting: undoubtedly responsible.

**Scenario/Substances:** A 3 y/o boy awoke at home, crying and complaining of ear pain, and was brought to the ED.

**Laboratory Data:** Initial labs at transferred hospital in PICU,

**Clinical Course:** Patient arrived at ED talking and answering questions, but rapidly developed a grade IV scorpion envenomation with crying, excessive secretions, opsoclonus, writhing, and tachycardia. He was receiving sedatives and analgesia when he developed respiratory distress and arrested. He was intubated and treated with atropine, epinephrine, flumazenil, bicarbonate. He received five vials of scorpion antivenin post code, was intubated, transferred to a tertiary care hospital, and admitted to the PICU. Lungs were clear and he exhibited posturing. Na 146 Cl, 114, lactate 2.9, AST 221 ALT 81, CK 922, ABG (capillary)-pH 7.48/ pCO<sub>2</sub> 26.7/pO<sub>2</sub> 61.0/HCO<sub>3</sub> 19.9/BE -4.0. Repeat Venous BG-pH 7.29/pCO<sub>2</sub> 36/pO<sub>2</sub> 49/HCO<sub>3</sub> 17/BE -10.0 on FIO<sub>2</sub> 45%. CxR "normal." He was given naloxone to rule out over sedation. Pupils were fixed and dilated, and no response panting between ventilator breaths. No other medical or genetic abnormalities were found. Patient expired on Day 2 of suspected cerebral edema.

**Autopsy Findings:** "Complications of probable scorpion sting." Femoral blood: tryptase 3.6 ng/mL.

**Case 155.** Acute crotalid envenomation: undoubtedly responsible.

**Scenario/Substances:** A 53 y/o 57 kg male was bitten while attempting to cut the rattle off a rattlesnake, which he presumed was dead. He developed an anaphylactic reaction with cardiopulmonary arrest. He was unresponsive to CPR measures including cardioversion, was intubated, and ventilated.

**Physical Exam:** After resuscitation HR 110, BP 94/50, he had an edematous right hand with three puncture marks.

**Laboratory Data:** 5 h post bite: Na 145, K 4.1, CO<sub>2</sub> 17, Glu 41, WBC 37, Hgb 19.4, Hct 58, platelets 268, CK 9,196, Cr 1.6, BUN 7, AST 2,018, ALT 1,031, Alk phos 225, troponin 4.3, albumin 2.8 g/dL, D-dimer > 20. 6.5 h post exposure, Glu 109, fibrinogen 30 mg/dL, INR 2.1, PTT 47, CK 5,000. Day 2: WBC 23.7, Hgb 15, platelets 131, INR 2.8, PTT 56.3, fibrinogen 104 mg/dL, Cr 3.8, AST 2,275, ALT 800. Day 3: WBC 18, Platelets 58, Hgb 13.9, Hct 40.8, Cr 3.2, BUN 32, INR 1.9, PTT 44, CK 5176, fibrinogen 367 mg/dL. Day 4: WBC 4.7, Platelets 42, Hgb 13.6, Hct 38.7, Cr 3.3, BUN 31, INR 1.4, PTT 149, fibrinogen 564 mg/dL, AST 2,797, ALT 1,972.

**Clinical Course:** He was given dopamine, 6 vials of antivenin (Fab fragment), tetanus toxoid, epinephrine, methylprednisolone, and diphenhydramine. He was transferred to a tertiary care hospital and admitted to the ICU 3 h post exposure. He was ventilated with FiO<sub>2</sub> 100% + PEEP 5 with no pupil response. Bite site slightly swollen with no apparent progression. At 20 h post bite (14 vials of antivenin) he remained on the ventilator, receiving norepinephrine IV. Pupils were pinpoint and nonreactive. The affected hand measured 19.5 cm, was ecchymotic and blistering. By 24 h post bite (26 vials antivenin), HR 123 and BP 115/63, a femoral catheter was placed and dialysis started for acute kidney injury. On Day 3 (34 vials of antivenin), there were no neurological changes. On Day 4, his entire body was mottled, and he was purple from his nipple line up. The affected arm was ecchymotic and blistered up to his bicep. Right pupil was 3 mm and left pupil 4 mm and non-reactive. EEG showed "severe brain damage", gag reflex was absent, and he had negative dolls eye reflex. He was receiving multiple vasopressors and IV NS. On Day 5, based on the prognosis, the family opted for institution of comfort measures and he expired later that day.

**Autopsy Findings:** Not performed.

**Case 161.** Acute cyanide exposure: undoubtedly responsible.

**Scenario/Substances:** A 19 y/o male purchased several grams of NaCN and KCN salts online, collapsed at home, EMS intubated, and was transported to the ED.

**Past Medical History:** Asperger's syndrome, depression, previous suicide attempt with chloroform.



**Laboratory Data:** ABG-pH 6.91/pCO<sub>2</sub> 38/pO<sub>2</sub> 153/HCO<sub>3</sub> 7/BE 26, WBC 20.5, Hgb 20.4, Hct 63.4, platelets 314

Na 147	Cl 110	BUN 17	Glu 135
K 4.5	CO <sub>2</sub> 12	Cr 1.2	

anion gap 25, INR 1.48, lactate 20, serum acetaminophen and salicylate not detected, lithium 0.2 mmol/L, digoxin 0.2 ng/mL, UDS negative. Serum CN ~10 mg/L (potentially toxic >0.5 mg/L), 1.3 mg/L (thought drawn after first dose of hydroxocobalamin).

**Clinical Course:** On arrival in the ED, he was unresponsive, GCS 3, pupils midrange and fixed. He was reintubated, remained profoundly tachycardic and hypotensive despite maximum doses of norepinephrine and dopamine. Further history from family disclosed that patient's access to cyanide salts. Initial labs were notable for profound metabolic acidosis with markedly elevated lactate. ECG showed non-specific intra ventricular conduction delay with QRS 120 which was improved to 94–100 after sodium bicarbonate. He received hydroxocobalamin 5g x3 doses total, with repeat BP improved from systolic 40 to 60 to 70–80 then to 180–200 after third dose. HR increased to 180s after 3rd dose of hydroxocobalamin. Repeat labs showed slight improvement in acidosis and lactate; however hypotension recurred requiring a 4th dose of hydroxocobalamin with minimal improvement. Head CT showed diffuse subarachnoid hemorrhage, poorly differentiated gray-white matter with global effacement consistent with anoxic encephalopathy, and hypoxic ischemic injury. Based on the prognosis, the family opted for institution of comfort measures and he expired on Day 1.

**Autopsy Findings:** External exam and laboratory evaluation performed only due to family's religious wishes. Lumbar tap with bloody CSF with RBCs settling and residual maroon CSF. Ante mortem blood prior to hydroxocobalamin treatment screened positive for CN (~10 mcg/mL, reporting limit 0.3 mcg/mL). Cause of death: hypoxic encephalopathy and possible subarachnoid hemorrhage complicating acute cyanide toxicity. The manner of death was suicide.

**Case 171.** Acute ammonia inhalation and ocular: contributory.

**Scenario/Substances:** A 45 y/o male was driving a semi-truck carrying anhydrous ammonia that collided with a train. There was no damage to the cab and he was alert, but soon experienced difficulty breathing. EMS found him in respiratory distress with confusion, intubated him, noted vocal cord edema, and transported him to the ED.

**Physical Exam:** In the ED, bilateral scleral and conjunctival injection, erythematous eyelids, pupils equal and reactive to light, moist oral mucosa, diminished lung sounds in right base with occasional expiratory wheezes, extremities: 1–2 + edema of right lower extremity with trace lower extremity edema on the left. BP 135/63, O<sub>2</sub> sat 98% on 100% FiO<sub>2</sub>, T 36°C.

**Laboratory Data:** ABG-pH7.11 / pCO<sub>2</sub> 82 / pO<sub>2</sub> 299 / HCO<sub>3</sub> 26.5, WBC 22.3, CO<sub>2</sub> 19.6

**Clinical Course:** He was admitted to the ICU, eyes copiously irrigated, and ophthalmology examination completed. He was maintained on mechanical ventilation, and CxR showed bibasilar infiltrates; he received prophylactic antibiotics for presumed aspiration pneumonia. Respiratory status improved, and he was weaned from ventilator on the morning of Day 5. Later on that day, he developed increasing dyspnea, bradycardia with a decline in O<sub>2</sub> sats that were unresponsive to supplemental O<sub>2</sub>. A code was called, the patient re-intubated, but had ventilator asynchrony and was difficult to ventilate. He became tachycardic, was on maximal IV propofol and midazolam when he had a pulmonary embolism and was suspected despite prophylactic heparin administration. Prior to obtaining a CT of the chest, he had a bradycardic episode, unresponsive to atropine, which quickly became a PEA arrest. He underwent ACLS resuscitation for 40 minutes without return of circulation. He expired on Day 6.

**Autopsy Findings:** Not performed per family.

**Case 185.** Acute cyanide ingestion: undoubtedly responsible.

**Scenario/Substances:** A 73 y/o male jeweler presented to the ED with his wife via private vehicle.

**Past Medical History:** CAD, s/p CABG and pacemaker placement.

**Laboratory Data:** ABG-pH 7.32 / pCO<sub>2</sub> 18 / pO<sub>2</sub> 453 / HCO<sub>3</sub> 17 / BE 8, Na 148, K 3.8, Cl 115, CO<sub>2</sub> 17, anion gap 16, BUN 23, Glu 94 ALT 19, AST 75, serum ethanol not detected.

**Clinical Course:** Patient was acting normally in the ED waiting room. The patient's wife reported that he left the waiting room, telling her that he was going to get some apple juice. Upon return, he sat down and slumped over in his chair. ED staff found the patient to be apneic and pulseless and began resuscitation. He was taken to a room where standard resuscitative measures were instituted, including IV access, chest compressions, endotracheal intubation, placement on a ventilator and provision of oxygen. Initial rhythm on the monitor was VT. Return of spontaneous circulation was established. He was tremulous, unresponsive, "posturing", skin clean and dry, gag reflex and corneal reflexes absent, pupils 5–6 mm and nonreactive. A dopamine infusion was started. Inspection of his person revealed a small vial of potassium cyanide in his pocket and a suicide note around his neck stating he wanted "no code." Further history at that time revealed that he was in need of another "cardiac surgery" and was "just done with it." The patient received sodium nitrite and sodium thiosulfate in standard doses. Computed tomography of the brain revealed "global infarcts" and "subarachnoid hemorrhage". The patient was admitted to the ICU where he was declared that his brain was dead the next day, and life support was withdrawn.

**Autopsy Findings:** Autopsy included hemorrhagic gastritis, marked cerebral edema, cerebellar tonsillar herniation

and infarct, cerebral venous sinus thrombosis. Postmortem specimens of heart blood were negative for amphetamines, barbiturates, carisoprodol, cocaine, opiates, and THC metabolite. Hospital blood lidocaine was  $> 1,000$  mg/mL, believed secondary to use lidocaine during ACLS resuscitation. Premortem blood from the hospital was positive for cyanide (qualitative). Urine specimen and postmortem blood specimens were negative for cyanide. Cause of death: cyanide intoxication. Manner of death: suicide.

**Case 186.** Acute potassium aluminum sulfate parenteral: undoubtedly responsible.

**Scenario/Substances:** A 78 y/o 88 kg male received 10 g potassium aluminum sulphate in 1 L D5W IV instead of per urethral catheter. He received 600 ml of the solution IV in 3–4 h after which patient felt cold and became tachycardic and dyspneic.

**Past Medical History:** Hematuria, prostate cancer.

**Physical Exam:** BP 132/82, HR 114, RR 18, T 97.3F, Urine cherry in color, urine output total volume 600 ml.

**Laboratory Data:** ABG-pH 7.54 / pCO<sub>2</sub> 30 / pO<sub>2</sub> 359, O<sub>2</sub> sat 100% on ventilator. Na 136, K 4.0, BUN 9-17, Cr 0.89-1.26, Hgb 10.1, Hct 28, platelets 222, INR 2.2-2.8.

**Clinical Course:** CxR showed pulmonary embolism. He was twice successfully resuscitated following cardiac arrest. He intubated and sedated in the ICU, completed first dose of IV deferoxamine 1g in 1 L at 15 mg/kg/hr and hemodialysis. He received a second dialysis and deferoxamine treatment on Day 2. Attempts were made to wean patient off sedation on Day 3, but he became agitated and sedation was restarted. His BP became labile and norepinephrine was started. He was found to have blood clots in his urinary catheter. Based on the prognosis, the family opted for institution of comfort measures and he expired on Day 3

**Autopsy Findings:** Not available

**Case 199.** Acute hypochlorite parenteral: probably responsible.

**Scenario/Substances:** This 63 y/o male had just completed a hemodialysis run on his home dialysis machine. He forgot to disconnect himself from the machine before putting bleach into the machine to clean it and infused ~60 ml of sodium hypochlorite bleach into his dialysis catheter. He “felt funny” and called EMS. He had a cardiac and respiratory arrest during transport, CPR was begun, intubation was attempted, and he was transported to the ED. He received multiple rounds of epinephrine and atropine enroute to the ED.

**Past Medical History:** Multiple surgical procedures, including right and left nephrectomies, partial ureterectomy, adrenalectomy, parathyroidectomy, arteriovenous fistula, autogenous arteriovenous fistula, and insertion of a tunneled centrally inserted central venous catheter. He had seasonal allergies, smoked cigarettes daily, used alcohol 1–2 times a month.

**Physical Exam:** The patient was unresponsive. His skin was cool. No detectable BP or HR.

**Laboratory Data:** ABG-pH 7.20/pCO<sub>2</sub> 73/pO<sub>2</sub> 11/HCO<sub>3</sub> 28.2/BE -1, O<sub>2</sub> sat 8%, Na 141, K 5.7, Glu 139, Ca (ionized) 1.06, total CO<sub>2</sub> 30.

**Clinical Course:** In the ED, he was in PEA: CPR was resumed at 15 min post-arrest. He was intubated and a femoral line was placed. He received IV fluids, epinephrine (7 mg total), calcium, and sodium bicarbonate. He expired ~1 hour after the accidental bleach exposure occurred.

**Autopsy Findings:** Not performed.

**Case 206.** Acute laundry detergent (pod) ingestion: undoubtedly responsible.

**Scenario/Substances:** A 7 m/o male bit into a laundry detergent pod and the contents entered his mouth. The child was crying with occasional cough and became somnolent. EMS was notified and transported the child. Vomiting occurred en route to the ED.

**Past Medical History:** Recent upper respiratory tract and urinary tract infections treated with cefdinir, but did not complete the course because of runny red stools.

**Physical Exam:** Somnolent with upper airway wheezing and retractions; moderate respiratory distress. HR 170, RR 30, T 37°C, O<sub>2</sub> sats in the 80s% on RA and improved with supplemental oxygen. His palate and pharyngeal cavity had visible red spots.

**Laboratory Data:** ABG-pH 6.50 / pCO<sub>2</sub> 70.5 / pO<sub>2</sub> 27, Na 156, K 2.8, Cl 126. CxR right upper lobe infiltrate.

**Clinical Course:** During transfer preparations in the ED, the patient experienced a seizure. He was more lethargic with agonal breathing in the 50's. An interosseus catheter was placed, and he was endotracheally intubated; 3 h after exposure, the patient experienced a cardiac arrest and could not be resuscitated.

**Autopsy Findings:** Mild hyperemia of the oropharynx and tracheal without evident burns or ulcerations. There was a small amount green brown gastric content. There was significant asymmetric pulmonary congestion on right and some cerebral edema. UDS was negative. Central post-mortem blood propylene glycol of 33 mg/dl; gastric contents: propylene glycol of 370 mg/dL. No ethylene or diethylene glycol detected. The death was determined to be accidental exposure to laundry soap detergent.

**Case 209.** Acute magnets and carbaryl ingestion: undoubtedly responsible.

**Scenario/Substances:** A 19 m/o female was examined in the ED for complaints of vomiting and diarrhea, instructions for supportive care were given, and the patient was released. The next day she was found unresponsive by her mother. EMS and police were called, bystander CPR was performed and she was transported to the ED.

**Past Medical History:** Good general health

**Clinical Course:** On arrival to the ED, the patient had expired, but PALS was performed. Blood was noted in the nose and mouth, but no other signs of trauma were noted. ABG-pH 6.50/pCO<sub>2</sub> 46/pO<sub>2</sub> 36, Na 155, K 6.2, Glu 20 Hgb 3.6. Skeletal survey to rule out abuse was performed

post-mortem in the ED did not reveal any acute or healing fractures. Portal venous gas and pneumatosis intestinalis was noted. Seven small metallic spherical radio dense foreign bodies were present within the posterior medial aspect of the left abdomen in a linear fashion. EMS and police reported that the child's room was covered in a white powder. The mother stated that the powder was carbaryl insecticide, which had been placed in the room at an unknown time.

**Autopsy Findings:** Cause of death was listed as ischemic bowel due to spherical magnets found in the small intestine, causing pressure necrosis when the magnets presumably adhered to one another with a portion of small bowel between them. Other conditions related to the death were bed sharing and unsafe sleep surface. No evidence of serious trauma was noted externally. Internal examination revealed the seven above-mentioned magnets to be within the bowel in a linear formation. The stomach and esophagus were normal, while the small bowel proximal to the magnets was hyperemic. Small bowel distal to the magnets was normal in appearance.

Femoral blood was drawn and analyzed. Carbaryl was NOT detected in blood. Ketamine was detected at 7.0 mcg/mL, but this was administered in the ED during intubation. Nor-ketamine was not detected. Heart blood was negative for ethanol. Vitreous electrolytes: Na, 140; K, 18; Cl, 131; Ca, 1.6; Mg, 0.92; Glu, 78; lactate, 21 mmol/L; urea nitrogen, 10; Cr 0.8.

Powder samples  $\times$  3 were assessed: all 3 samples were positive for carbaryl and 1-naphthalenol.

**Case 224.** Acute carbon monoxide inhalation: undoubtedly responsible.

**Scenario/Substances:** An 11 y/o male was found dead in bed in pool of emesis in a hotel room. His mother was found on the bathroom floor, unconscious suffering from severe CO toxicity. The source was determined to be a retrofitted swimming pool heater that vented very close to the window with a faulty exhaust line that leaked into the room as well. Very high levels of CO were noted when the pool heater was turned on later. Two deaths occurred in the same hotel room 2 months earlier, initially attributed to "heart attacks", but were later determined to be due to carbon monoxide.

**Laboratory Data:** Postmortem COHb level from aortic blood was reported as  $> 60\%$ .

**Autopsy Findings:** Autopsy demonstrated pulmonary edema and congestion. Petechiae were distributed over head and neck. Cause of death was carbon monoxide toxicity, with the manner being accidental.

**Case 283.** Acute hydrogen sulfide inhalation: undoubtedly responsible.

**Scenario/Substances:** A 53 y/o male collapsed inside an asphalt truck container and was pulled out by his son. His son also experienced symptoms. The tank was believed to contain hydrogen sulfide. EMS found that the patient had agonal breathing, intubated him with a laryngeal tube, and removed his clothing prior to transport to the ED.

**Past Medical History:** Hypertension.

**Physical Exam:** Upon arrival to the ED, the patient was unconscious with seizure-like movements. The laryngeal tube was exchanged for endotracheal intubation during which a large amount of emesis occurred resulting in aspiration. He was given hydroxocobalamin. On arrival, BP 130/80, HR 87, and  $O_2$  sat 82% on 100%  $FiO_2$ . The urine was found to be in deep purple after the hydroxocobalamin treatment.

**Laboratory Data:** Initial ABG-pH 7.07 /  $pCO_2$  58.0 /  $pO_2$  60 /  $HCO_3$  10.0, K 3.4, Cl 108,  $CO_2$  18, BUN 16, Cr 1.4, Glu 146, Ca 8.1, AST 108, ALT 65. CK 807, INR 1.1, troponin I 0.5, and methemoglobin 0.8%.

**Clinical Course:** The patient was sedated using propofol, midazolam and fentanyl, and mechanically ventilated. He was given IV fluids and antibiotics. On hour 12, the patient became hypotensive, tachycardic, developed ECG changes consistent with an anterior wall myocardial infarction, and developed a PEA arrest. He was resuscitated with CPR and epinephrine, sodium bicarbonate, and calcium gluconate. He required post-arrest epinephrine and norepinephrine infusions. Post-arrest: pH 7.11, lactate 14.7, troponin I 3.5. He developed a T 38.7°C. The patient had a second cardiac arrest at Hour 21 and could not be resuscitated.

**Autopsy Findings:** Left ventricular hypertrophy and nephrosclerosis. No drug or chemical levels detected. The death was determined to be from an accidental exposure to hydrogen sulfide.

**Case 316.** Acute carbon monoxide inhalation: undoubtedly responsible.

**Scenario/Substances:** A 72-year-old female was found unresponsive and on respiratory arrest in her hotel room bed by housekeeping. CPR was initiated. She was intubated and taken to the local ED. Resuscitation attempts were unsuccessful and she expired. Her husband was found dead in the bathtub. The hotel room was not assessed for the presence of any gases.

**Past Medical History:** hypertension and atrial fibrillation.

**Autopsy Findings:** The ME initially assumed the patient and her husband died of overdoses. An autopsy showed pulmonary edema and mild cardiomegaly. Toxicology revealed a COHb of  $> 60\%$ . Results were finalized 6 weeks after the deaths, and 1 week prior to an 11-year-old male dying of carbon monoxide toxicity in the same hotel room. An investigation determined the heater for the hotel's indoor pool was below the hotel room where all 3 deaths occurred and the heater exhaust was not functioning properly.

**Case 318.** Acute carbon monoxide inhalation: undoubtedly responsible.

**Scenario/Substances:** A 73-year-old male was found dead in the bathtub of his hotel room by housekeeping. CPR was initiated, but he was pronounced dead at the scene. His wife was found unresponsive in the bed. The hotel room was not assessed for the presence of any gases.

**Autopsy Findings:** Pulmonary edema, severe atherosclerosis, and cardiomegaly. The ME initially assumed that the

patient and his wife died of overdoses. Toxicology revealed a COHb of >60%. Results were finalized 6 weeks after the death, and 1 week prior to an 11-year-old dying of carbon monoxide toxicity in the same hotel room. An investigation determined the heater for the hotel's indoor pool was below the hotel room where all 3 deaths occurred and the heater exhaust was not functioning properly.

**Case 342.** Lead and ethanol ingestion: undoubtedly responsible.

**Scenario/Substances:** A 73 y/o male made and drank his own moonshine, and developed altered mental status the evening before presentation, and began having seizures at home. EMS intubated him, gave several doses of benzodiazepines, and transported him to the ED.

**Past Medical History:** His wife had been recently hospitalized and intubated secondary to lead encephalopathy thought to be caused by drinking homemade moonshine. She recovered with chelation to near baseline. She and the entire family were counseled to discontinue the use of this moonshine.

**Physical Exam:** In the ED, he was in status epilepticus, intubated, sedated. He was afebrile, BP 127/98, HR 80.

**Laboratory Data:** ABG-pH 7.36 / pCO<sub>2</sub> 33 / pO<sub>2</sub> 153 / HCO<sub>3</sub> 19,

Na 145	Cl 111	BUN 17	Glu 145
K 4.2	CO <sub>2</sub> 21	Cr 1.7	

Bilirubin 0.8, AST 35, ALT 23, Alk phos 41, blood lead >160 mcg/dL.

**Clinical Course:** The patient was sedated, placed on high dose antiepileptic agents and started on dimercaprol followed by Ca disodium EDTA. Despite maximal therapy, the patient remained in status epilepticus, and was treated with phenytoin, levetiracetam, propofol, midazolam, and phenobarbital. He continued to have subtle twitching during the hospitalization and seizure activity on his EEG. Repeat blood lead: 95 mcg/dL at 48 h after the initiation of chelation and 60 mcg/dL at 96 h. Despite continued therapy, the patient made no neurologic recovery. When propofol sedation was reduced, the patient would again start to seize. On Day 7, he became hemodynamically unstable with hypotension and bradycardia. Based on the prognosis, the family opted for institution of comfort measures and he expired on Day 9.

**Autopsy Findings:** Not available.

**Case 355.** Chronic freon inhalation: undoubtedly responsible.

**Scenario/Substances:** A 33 y/o male was huffing compressed Freon in the woods throughout the day with frequent loss of consciousness. He was found passed out in the woods and brought to the ED by EMS.

**Past Medical History:** Chronic back pain, reconstructive surgery following a motor vehicle accident, anxiety and depression. History of huffing including a case of

pneumonitis 1 year earlier resulting from chronic huffing of compressed air.

**Laboratory Data:** Na 137, Cl 97, CO<sub>2</sub> 17, anion gap 23, BUN 23, Cr 1.5, Glu 220, AST 53, CK 1,000, troponin 0.24, Ca 5.1, Ca (ionized) 0.6, WBC 20.

**Clinical Course:** On ED arrival, the patient was agitated, HR in the 140s. He was dehydrated but afebrile. He was given IV fluids, lorazepam, and promethazine. Within 2 h of arrival in the ED, he lost consciousness and began to seize. He developed VT and was electrically cardioverted to a sinus rhythm with HR 110. Calcium was administered. Labs showed albumin 3.8, ALT 22, Mg 1.0, CKMB 20.9, and Phos 1.7. Repeat Ca 5.3, repeat CK 2,245. The patient had another seizure ~3 h later and developed VF, received defibrillation twice, was then intubated and transferred to the ICU. At that time he remained tachycardic, HR 106, BP 96/69, RR 20. Propofol infusion was started and he received electrolyte replacement. The patient expired ~9 h post ED arrival.

**Autopsy Findings:** No autopsy was performed. Coroner concluded the death was due to fatal cardiac arrhythmias as a result of prolonged huffing of fluorinated hydrocarbons.

**Case 367.** Acute lamp oil ingestion/aspiration: probably responsible.

**Scenario/Substances:** A 15 m/o 12-kg male ingested/aspirated torch fuel at home. EMS transported the patient to the ED.

**Clinical Course:** In the ED, the patient required oral intubation, was placed on oscillator ventilation, and arrangements were made for transfer for ECMO. Initial BP was "unstable", pH 6.8, "CO<sub>2</sub> in the 100's", ABG-pH 7.183 / pO<sub>2</sub> 64 / CO<sub>2</sub> 57.9 / HCO<sub>3</sub> 21.3 / BE 7. His status deteriorated during transfer to the tertiary care hospital. On arrival in the PICU, O<sub>2</sub> sats 50–60%, O<sub>2</sub> sat100% after ECMO. BP 94/42, HR "140's", T 37.6°C. EEG showed no activity. After aggressive treatment over a course of 4 days, an EEG was done and showed no activity. Brain death was declared Day 4.

**Autopsy Findings:** Not available.

**Case 368.** Acute gasoline ingestion/aspiration: undoubtedly responsible.

**Scenario/Substances:** A 17-month-old male ingested gasoline, choked, vomited, and rapidly developed severe respiratory distress. EMS found him coughing, tachypnea and dyspneic and transported him to the ED. Supplemental oxygen was provided in ambulance, O<sub>2</sub> sat 90%, but the child deteriorated and required intubation by EMS en route.

**Laboratory Data:** CxR showed "white-out" of lungs.

**Clinical Course:** In the ED O<sub>2</sub> sat fell to 70%, and PEEP was added; he was transferred by air to a tertiary care hospital where he suffered a bradycardic arrest ~7 h after ingestion initially responsive to atropine, epinephrine, and sodium bicarbonate. He arrested again a short time later and could not be resuscitated.

**Autopsy Findings:** Not available.

**Case 369.** Acute hydrofluoric acid ingestion: undoubtedly responsible.

**Scenario/Substances:** A 2 y/o male presented to the ED 30 min after ingesting a mouthful of automotive wheel cleaner. The substance had been stored in a water bottle, and was given to him by his grandmother, who thought she was giving the child a bottle of water.

**Physical Exam:** He presented awake and alert, but was drooling.

**Laboratory Data:** Initial laboratory work included a Ca, 8.1; K, 3.0; and venous pH, 7.21. Several h later Ca 2.6.

**Clinical Course:** Initial treatment consisted of IV calcium gluconate. Approximately 3 h after ED arrival, the patient had a cardiac arrest. He was resuscitated and given additional calcium. He was transferred to a tertiary children's hospital where he was aggressively treated with IV calcium, and suffered a terminal cardiac arrest ~7 h after ingestion.

**Autopsy Findings:** Not performed.

**Case 377.** Acute dinitrophenol ingestion: undoubtedly responsible.

**Scenario/Substances:** A 19 y/o male purchased dinitrophenol on the internet as a weight loss supplement, took 1 dose (quantity unknown) in the morning, and began feeling unwell late that day and sought care at the ED.

**Past Medical History:** No reported serious, chronic medical problems. No psychiatric history.

**Laboratory Data:** ABG-pH 7.46, Cr 1.4, Phos 6, other electrolytes unremarkable, lactate 2.9 mmol/L, salicylates 27, serum acetaminophen and ethanol not detected.

**Clinical Course:** Upon arrival to the ED, the patient was awake and conversant, HR 120–140, and hypertensive. He was given IV fluids and lorazepam. Mental status declined over the following 2 h, HR increased to 170s, systolic BP 100, T 38.1°C, RR 45, and O<sub>2</sub> sat 99% on room air. He received additional IV fluids and IV lorazepam. Methemoglobin was not detected; respiratory and mental status continued to worsen requiring intubation and external cooling measures which were initiated. The patient suffered an asystolic cardiac arrest, ACLS was initiated, but resuscitation was unsuccessful. During the resuscitation T was > 42.71°C (the upper limit on the thermometer).

**Autopsy Findings:** not available.

**Case 380.** Acute-on-chronic dinitrophenol and diphenhydramine ingestion: probably responsible.

**Scenario/Substances:** A 28 y/o male was using dinitrophenol 200 mg a day for weight loss, ingested 4 g in a suicide attempt.

**Past Medical History:** Obesity

**Physical Exam:** Awake but “groggy” and diaphoretic on presentation, BP 156/74, HR 174, T 37.9°C, RR 40.

**Laboratory Data:** None provided

**Clinical Course:** The patient was given lorazepam IV for agitation. Due to the expected high lethality of DNP, lipid emulsion infusion was given. Prior to transfer to a tertiary care hospital, HR 184, BP 163/62, and T 38.4°C.

The patient was extremely agitated during transport and 7 hospital personal were required to manage him. He had a cardiac arrest soon after arrival at the tertiary care hospital from which he could not be resuscitated.

**Autopsy Findings:** Post mortem blood was negative for cocaine, amphetamines, THC and toxic alcohols. 2, 4-dinitrophenol was not detected (specific HP-TLC assay). Trace amounts of diphenhydramine (within the therapeutic concentration) were found. ME final diagnosis: death probably due to 2, 4-dinitrophenol toxicity.

**Case 384.** Acute DEET (insect repellent) ingestion: undoubtedly responsible.

**Scenario/Substances:** A 37 y/o male obtained and ingested a 6 ounce bottle of DEET insect repellent. Patient had a witnessed seizure and EMS was summoned. Patient had a VT cardiac arrest enroute to hospital. He received 20 min of CPR and received epinephrine, sodium bicarbonate, dextrose, naloxone and atropine with return of spontaneous circulation. He was intubated and given oxygen prior to arrival at the ED.

**Past Medical History:** Developmental delay (profound, lived in a group home), PICA, and cardiomegaly.

**Physical Exam:** BP 84/60, HR 96, RR 18, O<sub>2</sub> sat 100% on 100% FiO<sub>2</sub>, T33.5°C. Head atraumatic, pupils fixed and dilated at 8 mm, oroendotracheal tube in place, multiple abrasions on anterior chest with some oozing of blood, no bowel sounds, and urinary catheter in place with grossly bloody urine without clots.

**Laboratory Data:** ABG-pH 7.15/pCO<sub>2</sub> 42.1/pO<sub>2</sub> 172/HCO<sub>3</sub> 13.9, lactate 9.1, PT 22.9, INR 2, AST 404, ALT 397

Na 145	Cl 115	BUN 18	Glu 92
K 3.4	CO <sub>2</sub> 15	Cr 1.5	

serum acetaminophen, ethanol and salicylate not detected, UDS negative, ECG (initial): sinus tachycardia with intraventricular conduction delay, no ST/T wave changes, QTc 507, ECG #2: sinus rhythm at ventricular rate, normal axis, QTc 537.

**Clinical Course:** Patient was placed on a hypothermia protocol, given NS 2 L bolus and admitted to the ICU where a norepinephrine infusion was started. Over the following 48 h hypothermia and tachycardia resolved and BP was stabilized with pressors but patient remained completely unresponsive. Cerebral flow study demonstrated no flow, EEG demonstrated diffuse background with little appreciable brain activity, and non-contrast brain MRI showed cerebral edema, transtentorial and tonsillar herniations. On Day 3, the patient was declared brain dead.

**Autopsy Findings:** Not performed.

**Case 389.** Acute malathion ingestion: undoubtedly responsible.

**Scenario/Substances:** A 49 y/o man intentionally drank a bottle of malathion. EMS was called and transported the patient to the ED.

**Past Medical History:** Alcoholism, COPD, hypertension and depression.

**Physical Exam:** Upon arrival to the ED, the patient was unresponsive with posturing movements, lungs clear, bowel sounds normal, pupils 2 mm and reactive. BP 246/112, HR157, RR 30, O<sub>2</sub> sat 92%, T (oral) 36°C.

**Laboratory Data:** Upon transfer to the referral hospital: ABG-pH 7.26 / pCO<sub>2</sub> 33 / pO<sub>2</sub> 495 / HCO<sub>3</sub> 15.0, Na 142, K 3.3, Cl 107, CO<sub>2</sub> 16, BUN 3, Cr 1.2. On Days 3, 4, and 5: Cr 1.1, 1.7 and 3.9 respectively. WBC peaked on Day 4 at 26.

**Clinical Course:** He was endotracheally intubated, sedated, and mechanically ventilated using midazolam, fentanyl, and propofol. Diarrhea was treated with a total of 7 mg of atropine and pralidoxime (2 g of IV push and an infusion at 8 mg/kg/hr). All body fluids had a strong chemical odor. On Day 2, the patient had no spontaneous neurological activity despite being weaned from all sedation. Bronchoscopy showed aspiration pneumonia. The patient developed progressive hypotension and tachycardia requiring vasopressors, became acidotic and anuric. He died on Day 5.

**Autopsy Findings:** Bronchopneumonia, left ventricular hypertrophy, liver steatosis, BPH, and diverticulosis coli. Antemortem blood: malathion concentration of 0.12 mg/L and a naloxone concentration of 0.14 mg/L, no other drugs detected. The death was determined to be due to intentional malathion poisoning.

**Case 395.** Acute paraquat ingestion: undoubtedly responsible.

**Scenario/Substances:** A 66 y/o male, upon returning to his vehicle after exercising, picked up a bottle of blue-green liquid that he thought was a sports drink and swallowed a large mouthful. He realized that this was an herbicide obtained from a friend and reported to the ED for evaluation. At that time, was not able to provide the name of the herbicide.

**Past Medical History:** Hypertension, hypercholesterolemia, and anxiety, no history of smoking tobacco or lung disease.

**Physical Exam:** Upon initial presentation to the ED, he complained of throat pain, nausea, and “feeling bad all over”. At that time, BP 186/106, HR 86, and no respiratory distress. He became diaphoretic and vomited a blue-green liquid. After vomiting, BP 129/58, RR 16, O<sub>2</sub> sat 100% on room air, ECG normal.

**Clinical Course:** Within an hour of exposure, the herbicide was determined to be paraquat, concentration unknown. Although his vitals normalized, he was admitted overnight for persistent vomiting for which he received multiple doses of ondansetron. No activated charcoal was administered for fear of aspiration. Nearly 48 h after observation admission, he was discharged. He returned to the hospital that evening complaining his throat felt swollen and made it difficult to breathe. He was discharged from the ED on antibiotics and steroids. On the following day, he presented to a tertiary care center for a sore throat, swollen tongue, and persistent hiccups, treated with chlorpromazine. His mouth appeared irritated similar to a caustic injury. While in the ED, it was discovered that the patient was having renal failure with an

elevated BUN 76 and Cr and 7.2. His O<sub>2</sub> sat was 92% on room air, and he had oliguria despite administration of a large amount of IV fluids. His O<sub>2</sub> sat dropped into the 80s, and he was admitted to the ICU where they initiated oxygen at 3 L via CPAP. The patient developed severe, painful oral sores and swelling. The initial steroids were stopped and intense oral care started. The next morning, he was intubated and FiO<sub>2</sub> was changed from 100% O<sub>2</sub> to nitric oxide at 28–30% O<sub>2</sub> and started on n-acetylcysteine, methylprednisolone, 1 g every 24 hrs, cyclophosphamide (he received only 3 doses), MES sodium salt and vitamin C. CVVH was begun. During the next several days, his oral sores continued to be severe with excessive bleeding with care, BUN peaked at 108 and Cr 12. and he was continued on nitric oxide therapy although FiO<sub>2</sub> was frequently as high as 40% as the treatment team attempted to maintain O<sub>2</sub> sat above 80%. Numerous CxR’s showed infiltrates and atelectasis, and his lung sounds became coarse and diminished at the bases. He was sedated and started on tube feedings and electrolyte replacement while he continued on dialysis. Two weeks after the exposure, he began producing thick, creamy, blood-tinged secretions from his lungs. They were unable to wean sedation due to agitation, tachypnea, hypertension, and decreasing O<sub>2</sub> sats. Cultures from his lungs showed several pathogens including pseudomonas. He was treated with antibiotics and antifungals. The patient continued to deteriorate, was paralyzed, nitric oxide was stopped, and FiO<sub>2</sub> was increased to 100%. The patient expired 3 weeks after the ingestion.

**Autopsy Findings:** The coroner’s reported that the patient’s wife claimed that there were 2–3 ounces missing from the bottle. However, because the patient immediately sought care and had no evidence of suicide intent, the ingestion was ruled an accident and no further investigation or autopsy was performed.

**Case 396.** Acute-on-chronic carbamate insecticide ingestion: probably responsible.

**Scenario/Substances:** A 69 y/o male had an argument with his significant other and stated he was going to kill himself. He was later found with a can of the carbaryl, unresponsive, sweating, with signs of defecation and urination. Upon arrival, EMS noted rhonchi and rales that were audible without a stethoscope. The patient was intubated using rapid sequence with succinylcholine and transported him to the ED. A red bottle of carbaryl was found in the kitchen sink.

**Past Medical History:** Aortic stenosis, s/p valve repair, implanted pacemaker. Medications included atorvastatin, clobetasol, lisinopril, magnesium, and metoprolol. History of alcohol abuse, a prior suicide attempt, a daughter committed suicide “years ago.”

**Physical Exam:** Unresponsive, BP 112/64, HR 75 (paced rhythm), intubated.

**Laboratory Data:** pH 7.246-7.456, Hgb 17.7-19.1, WBC 31.1, BUN 27, Cr 3.5, Glu 129, bilirubin 2.9, AST 70, ALT 34, Na 141-149, K 3.1-4.4, CL 111-119, CO<sub>2</sub> 13-17, troponin 0.978, lactate 10.2 mmol/L, Mg 1.4, INR 1.12, serum acetaminophen, ethanol and salicylate not detected. Blood cultures showed no growth

**Clinical Course:** The patient was placed on ventilator, sedated with lorazepam, and had copious lung secretions needing frequent suctioning. He received 5 doses of atropine 1 mg each and 1 dose of 2 mg atropine. His secretions decreased with the atropine. BP 149/89, HR 84, RR 18, O<sub>2</sub> sat 95%. He opened his eyes, and was placed on propofol. His BP dropped 102/65, HR 75 (paced), secretions and diarrhea increased. He became more active without muscle fasciculations but developed renal failure. Based on the prognosis, the family opted for institution of comfort measures and he expired on Day 2.

**Autopsy Findings:** Not available.

**Case 397.** Acute paraquat ingestion: undoubtedly responsible.

**Scenario/Substances:** A 70 y/o female who drank from an iced tea bottle later was found to contain paraquat. She was brought to the ED 30–45 min later.

**Laboratory Data:** Glu 130, BUN 17, Cr 1.2, AST 28, ALT 22.

**Clinical Course:** She presented to the ED awake, alert and vomiting. Vital signs were said to be “stable”. At Hour 24 vomiting had stopped, the patient was taking a liquid diet, but had increasing pain in the throat with swallowing or talking. On Day 2, she had increased oral discomfort, BUN 22, Cr 2.4. In subsequent days, BUN and Cr increased, throat and substernal pain continued, and extensive bilateral pulmonary infiltrates were associated with decreasing O<sub>2</sub> sats. On Day 5, she was intubated and placed on a ventilator on. On Day 8, BUN 67, Cr 4.4. Day 9 hemodialysis was initiated, but pulmonary function continued to decline, and life support was discontinued on Day 14 and she died.

**Autopsy Findings:** Autopsy was not performed, but the state Department of Pesticide Regulation obtained the iced tea bottle from which the patient had ingested the liquid and confirmed the presence of a diluted paraquat solution.

**Case 400.** Acute mitragynine, paroxetine and lamotrigine ingestion: probably responsible.

**Scenario/Substances:** The 36-y/o male had a generalized tonic-clonic seizure and was found down at home by his family. EMS found the patient pulseless and apneic, intubated him, and initiated ~30 min of CPR in the field. The patient received epinephrine and naloxone en route. He was found with empty bottles of lamotrigine, paroxetine, and an empty packet labeled “Da Pimp Bomb” with ingredients described as pure kratom.

**Past Medical History:** Depression, polysubstance abuse, history of suicidal ideation.

**Physical Exam:** After return of spontaneous circulation: unresponsive on ventilator, BP 106/63, HR 118, T 34.3°C, O<sub>2</sub> sat 96%. Pupils dilated but sluggishly reactive, heart tachycardic, lungs with coarse breath sounds, abdomen soft and nontender, GCS 3T with 1 + reflexes bilaterally and no clonus.

**Laboratory Data:** Initial labs:

Na 143	Cl 104	Glu 258
K 3.7	CO <sub>2</sub> 20	Cr 1.3

INR 1.42, lactate 16 mmol/L, serum acetaminophen and salicylate not detected,

**Clinical Course:** Upon arrival in the ED, he was found to be in asystole and received sodium bicarbonate, epinephrine, magnesium, Ca chloride, lipid emulsion, and TPA. After 40 min of CPR spontaneous circulation returned. ECG showed wide complex tachycardia with large terminal R wave in aVR that narrowed after additional sodium bicarbonate. The patient underwent a cooling protocol until Day #4 when he underwent evaluation by neurology and critical care and was declared brain dead. The body was released for organ donation the same day.

**Autopsy Findings:** Diagnoses included marked cerebral edema consistent with anoxic brain injury, with multifocal brainstem hemorrhage, multiple small recent pulmonary infarcts and pulmonary emboli, and recent thrombosis in prosthetic venous plexus. The autopsy revealed no other anatomic cause of death. Laboratory testing showed a qualitative positive screen for mitragynine and 7-OH mitragynine only. Cause of death was severe hypoxic encephalopathy complicating apparent mitragynine toxicity. The packet of the suspect drug was analyzed by law enforcement and found to contain only mitragynine. The manner of death is accident by the report.

**Case 401.** Acute cardiac glycoside ingestion: probably responsible.

**Scenario/Substances:** A 74 y/o male blended 7–9 oleanther leaves with water in a blender and drank it as suicidal gesture. A couple of hours later his wife found him having nausea and vomiting, and brought him to the ED.

**Past Medical History:** Depression, GERD, chronic pain, atrial fibrillation, pacemaker, hypertension, and hyperglycemia. Patient did not have a history of taking digoxin.

**Laboratory Data:** Serum digoxin, 3.23 ng/mL.

**Clinical Course:** Awake, alert, and oriented x 3, BP 131/61, HR 60 (paced), RR: 20, O<sub>2</sub> sat 95%. Patient was given antiemetics, activated charcoal and digoxin immune Fab and admitted overnight for observation and monitoring. On Day 2, digoxin 1.9 ng/mL, still with nausea which was treated with antiemetics. On Day 3, the patient became tachypneic (RR 37), BP 104/30 HR 60 (paced). He received IV fluid bolus. He developed hyperkalemia, WBC 30.6, and decreased renal function and started having episodes of VF. ACLS was started. The patient was defibrillated twice and given epinephrine, bicarbonate, and atropine. During the code, the family determined that he would not want to be resuscitated, opted for institution of comfort measures, and he expired.

**Autopsy Findings:** Not performed.

**Case 404.** Acute buprenorphine/naloxone (sublingual) ingestion: undoubtedly responsible.

**Scenario/Substances:** A 5 y/o female ingested a buprenorphine/naloxone tablet belonging to her caregiver (her aunt). Within 1 h, the child was drowsy and nauseous. The caregiver declined repeated medical advice to bring the child to the

ED. The child was later discovered unresponsive, lying on her bed and was pronounced dead at the scene

**Autopsy Findings:** Autopsy showed pulmonary edema. Iliac blood free buprenorphine was 2.5 ng/mL, and free nor-buprenorphine was 4.3 ng/mL. Vitreous ethanol level was 19 mg/dL. Cause of death: buprenorphine intoxication. Manner of death: homicide, owing to failure of caregiver to follow medical advice.

**Case 495.** Chronic acetaminophen ingestion: undoubtedly responsible.

**Scenario/Substances:** A 27 y/o 71-kg female presented to the ED with complaints of stomach pain and was admitted. She reported received 2.6 g acetaminophen on Day 1 and 2.95 g on Day 2. On Day 3, she had an episode of loss of consciousness, hypoglycemia, and a possible seizure. It was later determined that she had been taking acetaminophen/oxycodone and acetaminophen (5 bottles) over the past several months. Her mother had passed away 5 months prior, she lost her job and had been having suicidal thoughts for which she had seeing a psychiatrist. Needles and syringes were found in her purse.

**Past Medical History:** Anxiety, depression, possible substance abuse, and gastric bypass surgery previous year. Medications: sucralfate, misoprostol, pantoprazole, hydro-morphone, and acetaminophen/oxycodone.

**Laboratory Data:** ABG-pH 7.18 / pCO<sub>2</sub> 18 / pO<sub>2</sub> 256 / HCO<sub>3</sub> 6.8 on the ventilator., WBC 18.6, Hgb 10.9, Hct 32, platelets 235, Day 1: AST 27, ALT 54. Day 2: PT 12.9, INR 1.1, BUN 5, Cr 0.5. Day 3: acetaminophen 123 mcg/mL, AST 2,074, ALT 1,355, bilirubin 3.4, albumin 2.6 g/dl, INR 5.9, ammonia 55, BUN 5, Cr 1, Glu 179, lactate 4.8. UDS negative for opiates. Day 4: AST 7,073, ALT 3,676, bilirubin 4.5, INR 8.9, ammonia 112, Day 5: AST 4,239, ALT 3,208, bilirubin 5.1, INR > 10, acetaminophen not detected.

**Clinical Course:** Vital signs (on ventilator): BP 123/65, pulse, 98, T, 37 degrees C, RR 15-16. She was moving all extremities, and pupils were 3mm, equal and reactive.

She was started on N-acetylcysteine (NAC) on Day 3 of admission and loaded with 10,500 mg and was scheduled to receive 50 mg/kg over the subsequent 4 h, the NAC dosing was then increased to 15 mg/kg/h and she was started on D10W infusion. On Day 3, she was transferred to a tertiary care hospital. She became hypotensive and received norepinephrine, vasopressin, and phenylephrine. Her transaminases continued to increase along with her INR. At this point, her family declared her a do-not-resuscitate (DNR). She was given phytonadione on Day 4, however, was having no active bleeding. On this same day, her NAC dose level was decreased despite being advised to maintain the current dose due to her critical clinical status and lack of indication for using the limited dose. Day 5 BP 105/50, HR 124, RR 11 on pressure support, T 38.1°C, O<sub>2</sub> sat 95%. NAC was discontinued on Day 6. Based on the prognosis, the family opted for institution of comfort measures and she expired on Day 6.

**Autopsy Findings:** Not available.

**Case 607.** Acute salicylate ingestion: undoubtedly responsible.

**Scenario/Substances:** A 36 y/o male wrote suicide notes, ingested 500 tablets of 325 mg aspirin, and was presented to the ED ~3 h later.

**Past Medical History:** Depression related to the death of his wife 2 years ago.

**Clinical Course:** The patient had nausea with hematemesis in the ED, and salicylate level was 84 mg/dL. He was transferred to a second hospital where his salicylate was 94 mg/dL, ABG-pH 7.45/pCO<sub>2</sub> 27/pO<sub>2</sub> 113/HCO<sub>3</sub> 19, K 4.3, and Cr 1.3. He was transferred to a tertiary care hospital for hemodialysis. His ABGs showed a mixed respiratory alkalosis with metabolic acidosis. Sodium bicarbonate was given. He was admitted to the ICU and experienced nausea, vomiting, and diarrhea for 2–3 h. He became confused, agitated, and combative. A repeat salicylate drawn an estimated 9 h after ingestion was 108 mg/dL. At 11.5 h after ingestion ABG-pH 7.22 / pCO<sub>2</sub> 38 / pO<sub>2</sub> 88 / HCO<sub>3</sub> 16. The renal team started dialysis, but the patient abruptly developed QRS widening and went into asystole. ACLS resuscitation was unsuccessful, and he died ~12 h after ingestion.

**Autopsy Findings:** Not performed

**Case 1057.** Chronic colchicine ingestion: probably responsible.

**Scenario/Substances:** A 78 y/o male with multiple medical problems was discharged on colchicine for gout. He took as many as 15 tablets (0.6 mg each) over a period of 3–4 days. There was no evidence of an acute self-harm intent. He developed profuse diarrhea (7–8 stools/day) and weakness, and was brought back to the ED.

**Past Medical History:** Gout, end-stage renal disease on hemodialysis, hypertension, hypokalemia, leukopenia, thrombocytopenia, peptic ulcer disease, myocardial infarction, congestive heart failure, anemia, syncope, cardiogenic shock with PEA and VT arrest, methicillin-sensitive *S. aureus* (MSSA) sepsis. Medications included colchicine, allopurinol, aspirin, amiodarone, amlodipine, calcitriol, divalproex, pantoprazole, sevelamer, and simvastatin.

**Physical Exam:** He was frail-appearing but oriented, BP 94/73, HR 88, RR 27, O<sub>2</sub> sat 93%, T 37.4°C.

Lungs clear, normal cardiac exam, and no abdominal distension.

**Laboratory Data:** Hgb 9.2, Hct 28.5, WBC 1.7, platelets 32,

Na 132	Cl, 97	BUN 34
K 5.5	CO <sub>2</sub> 12	Cr 5.0

AST 69, ALT 31, bilirubin 0.8, INR 1.7, troponin 0.4, lactate 7.4 mmol/L, CK 109. CxR showed R lung base opacity with small bilateral pleural effusion, and repeated CxR showed pulmonary edema.

**Clinical Course:** Patient continued to be hypotensive despite fluid resuscitation and multiple vasopressors and inotropes. He was intubated and placed on a ventilator. He



had a junctional bradycardia with escape rhythm, and his ECG showed a new LBBB. He was treated with CVVH and a bicarbonate drip. He was given antibiotics for possible sepsis. He also received filgrastim for his leukopenia. His lactate level peaked at 27.9 mmol/L. He developed hepatic failure with peak AST 3,495, ALT 1,676, bilirubin 7.1, CK rose to 3,500. He died from multi-organ failure 24 h after admission.

**Autopsy Findings:** The ME reported colchicine 4.0 ng/mL from premortem hospital blood (1 hour after arrival in the ED).

**Case 1085.** Acute salicylate ingestion: undoubtedly responsible.

**Scenario:** An 11 m/o male was given a medicine bottle to play with by his parents and was later found with the open bottle of enteric coated 325 mg salicylic acid. The patient had orange residue on his face, 1 intact tablet was removed from his mouth by a family member, and he was brought to the ED.

**Laboratory Findings:** The 6-hour salicylate level was 107 mg/dL and would later peak at 123 mg/dl. Na 146, K 2.6, anion gap 29, Glu 712, BUN 13, Cr 1.2.

**Clinical Course:** In the ED, the patient was alert and age appropriate. HR 154, RR 30, T 37°C, O<sub>2</sub> sat 100% on room air. Family initially reported that, at most, 7 tablets were unaccounted for. He vomited thrice with 2 aspirin tablets visible in the emesis. He was given activated charcoal, IV fluids, and sodium bicarbonate 40 meq/hr. He was admitted to the PICU where he became severely tachycardic (HR 221), tachypneic (RR 45) and hyperthermic (T 38.5°C). He experienced electrolyte abnormalities including hypokalemia, hypernatremia, and hyperglycemia. On Day 2, the patient was intubated in preparation for transfer to a HCF that could provide hemodialysis when he went into cardiac arrest and expired.

**Autopsy Findings:** Petechial hemorrhages of the heart, thymus, and brain. The brain had non-volumetric subdural and subarachnoid hemorrhages. The salicylate concentration of antemortem blood 7 h post ingestion was 850 mg/L (85 mg/dL). The manner and cause of death was accidental ingestion resulting in salicylate toxicity.

**Case 1088.** Acute methadone ingestion: undoubtedly responsible.

**Scenario/Substances:** Aunt of a 19 m/o female was watching the child while mom attended a recovery group meeting. When mom arrived home she noticed the child was tired, so she put her down for a nap. When mom went to wake child, she noticed her lips were blue so she took her to the ED.

**Laboratory Data:** UDS positive for methadone.

**Clinical Course:** Upon arrival to ED, child's skin was ashen and oxygen was given. UDS came back positive to methadone, naloxone was given, her color improved, and she became more alert. Continuous naloxone infusion was started at 25 mcg/kg/min. She was protecting her own airway. The next day, child developed respiratory depression,

and her HR dropped to 80's. She was intubated using rapid sequence intubation with fentanyl, her HR improved, and naloxone infusion was continued. That evening, she went into acute respiratory failure and suffered a cerebral herniation. Emergency craniotomy was performed and drain inserted, but pressures in her brain remained high. Epinephrine, norepinephrine, and vasopressin were used for pressure support. She developed diabetes insipidus. Continuous EEG showed no activity. She was determined to be brain dead, and the organs were donated.

**Autopsy Findings:** Acute necrosis of brain tissue related to methadone toxicity. Pre-mortem: methadone 248 ng/mL, EDDP 13 ng/mL.

**Case 1096.** Acute sevoflurane inhalation: undoubtedly responsible.

**Scenario/Substances:** A 37 y/o male nurse anesthetist was found at home hooked up to an anesthesia machine with sevoflurane. Patient was found in cardiopulmonary arrest, was resuscitated, and intubated. Initial post-resuscitation rhythm was atrial flutter with rapid ventricular response. He had seizure-like activity and was given phenytoin

**Past Medical History:** Insomnia (reported to be using his anesthesia machine for sleep)

**Laboratory Data:** Initial Ca (ionized) 1.02. Toxicology screen for drugs of abuse and toxic alcohols was negative.

**Clinical Course:** He received Ca IV for low Ca, a calcium channel blocker IV for his atrial flutter, and was placed on 48 h post-resuscitation hypothermia protocol. BP 101/58, HR 89, O<sub>2</sub> sat 100 % on O<sub>2</sub>, T 32°C. Head CT was consistent with anoxic brain injury. He remained paralyzed with cis-atracurium, received propofol for seizure and sedation, and was receiving norepinephrine for pressure support. After 2 EEGs, he was declared brain dead and his organs were made available for donation.

**Autopsy Findings:** Sevoflurane from blood drawn at admission 5.9 mcg/mL (upper reporting limit is 0.10 mcg/mL). Post mortem phenytoin 12 mcg/mL. No other injuries or pathology were found on autopsy.

**Case 1100.** Acute lidocaine parenteral: undoubtedly responsible.

**Scenario/Substances:** A 77 y/o female nursing home resident came to the ED for an unknown reason.

**Past Medical History:** COPD, hypertension, diabetes mellitus, seizure disorder, and s/p pacemaker placement.

**Laboratory Data:** K of 6.0 was reported, but ECG did not show signs of hyperkalemia.

**Clinical Course:** The patient was to receive 25 g dextrose and 10 U insulin for the hyperkalemia, instead she received an unknown amount (40–100 mg) of lidocaine IV.

Immediately after the bolus, she became unresponsive, possibly had a seizure, developed a wide complex bradycardia that her pacemaker did not capture, and BP 130's/80's. She received dextrose, Ca, and sodium bicarbonate to treat her hyperkalemia. She developed asystole during the next 30 min. ACLS was initiated, and the patient was given lipid emulsion, but she could not be resuscitated.

**Autopsy Findings:** Severe emphysema, dilated cardiomyopathy, and kidney disease. Lidocaine was 4.6 mg/L, cause of death was lidocaine toxicity, and type of death was accident (medication error).

**Case 1102.** Acute lidocaine ingestion: undoubtedly responsible.

**Scenario/Substances:** A healthy 13 m/o female was being cared for at home by her 16 y/o brother, while their parents were visiting her twin sister in the PICU at a tertiary care pediatric facility. This patient started having seizure activity, and her brother called 911. EMS arrived 9 min later to find her actively seizing, unresponsive, and cyanotic with shallow, agonal respirations. HR 150, RR 12, O<sub>2</sub> sat 100% on room air. She was transported with bag–valve–mask ventilation.

**Past Medical History:** No prior medical problems or hospitalizations. The twins had unremarkable 1-year well baby checkup visits 1 week earlier. The patient's twin sister had been taken to the ED 2 days prior with seizures followed by cardiorespiratory arrest. She was resuscitated and transferred to the tertiary care pediatric hospital where she remained unresponsive and ventilator dependent. Neurologic and cardiac evaluations had not yielded the cause of her seizures and arrest.

**Physical Exam:** In the ED, she was dusky, foaming at the mouth, actively seizing, apneic, strong odor of stool, absent corneal reflex, abdominal distension, unresponsive, no signs of trauma, GCS 3, BP 131/99, HR 160's, apneic, O<sub>2</sub> sat 86% on O<sub>2</sub> via bag/mask

**Laboratory Data:** Glu 189, ECG rhythm strips: initial narrow-complex tachycardia, then narrow-complex bradycardia, then wide-complex agonal rhythm.

**Clinical Course:** In the ED, IV access was established arrival, and seizures resolved following 1 mg of lorazepam. She received 20 mg of succinylcholine for intubation. Within 3 min after these medications, she became progressively bradycardic and then pulseless. CPR was started and was intubated. She received 27 doses of epinephrine, 4 doses of atropine, 2 doses of bicarbonate, and 1 dose each of naloxone, glucagon, and calcium gluconate during the 90-min unsuccessful resuscitation. After her death, police investigated her home and found a empty bottle of viscous lidocaine 2% on the coffee table in the parlor. The medication had been prescribed to both siblings separately 3 months prior, for topical pain relief from teething. The twin sister in the PICU was found to have very high levels of lidocaine in her urine. One month later, the 16 y/o brother admitted that he had mistakenly been adding the lidocaine to the twins' milk bottles to treat their teething pain.

**Autopsy Findings:** Autopsy failed to disclose an anatomic cause of death. Postmortem heart blood obtained 24 h after death: lidocaine was 6.4 mcg/mL, monoethylglycinexylidide (MEGX) was 4.1 mcg/mL. Both the concentrations are consistent with reported toxic levels. ME's final cause of death was most likely lidocaine toxicity and the manner of death accidental.

**Case 1109.** Chronic rivaroxaban ingestion: contributory.  
**Scenario/Substances:** A 66 y/o male developed mild left upper quadrant pain, became pale, sweaty, weak, and had an episode of vomiting. EMS reported seizure-like activity lasting 15–20 seconds during transport to the ED.

**Past Medical History:** Hypertension, COPD, migraine headache, major depressive disorder, GERD, dementia, seizure disorder. S/p bilateral knee surgery, lower back surgery for degenerative disc disease, left hip fracture surgery (1 month prior). Medications: rantidine, doxepin, memantine, lorazepam, citalopram, donepezil, levetiracetam, rivaroxaban 20mg PO daily (started 3 weeks prior), before that he was on enoxaparin)

**Physical Examination:** In the ED BP 58/39, HR 88, RR 20. The patient presented with pallor, diaphoresis, agitation, confusion, and altered mental status, and abdominal distention. Bowel sounds were present and stool was occult blood positive. Ecchymosis bilaterally in lower quadrant, left thigh area.

**Laboratory Data:** Electrolytes unremarkable, Glu 202, Hgb 10.5, Hct 33.7, WBC 10.4, PT 12.9, INR 1.2, PTT 30.

**Clinical Course:** Patient exhibited episodes of hypotension in the ED for which he was given IV fluids and placed on a low-dose phenylephrine drip; systolic BP increased to 90s–low100s. CT of chest and head was normal. CT of abdomen and pelvis showed hemoperitoneum with blood around the liver and spleen, without obvious liver or spleen lacerations and mild fusiform dilatation of the distal abdominal aorta without evidence of aneurysmal leakage. Initial Hgb was 10.5, and repeat was 7.8. Clinical impression was hemoperitoneum with hemorrhagic shock with coagulopathy from rivaroxaban. Four units of packed RBCs were given, and he was transferred to a tertiary care hospital via helicopter. During transport, infusions of packed RBCs and vasopressors continued. On arrival at the tertiary hospital, the patient was awake, alert, and pale with some abdominal distention. The patient remained normotensive with systolic BP 104 on phenylephrine. The trauma team ordered reversal of the rivaroxaban with 5,000 units of prothombin complex plus IV vitamin K. Patient was intubated 6 hour (tertiary care hospital) and received multiple blood products including packed RBCs, FFP, and prothombin complex concentrate. He remained hemodynamically unstable on pressors with low Hgb. EEG showed no activity. Based on the prognosis, the family opted for institution of comfort measures and he expired on Day 2.

**Autopsy Findings:** Not performed.

**Case 1111.** Acute-on-chronic enoxaparin subcutaneously: contributory.

**Scenario/Substances:** A 73 y/o male was inadvertently given enoxaparin Q 2 h instead of Q 12 h as prescribed s/p hip fracture complicated by deep vein thrombosis. He received a total of 320 mg subcutaneously and presented with bleeding from his gums, epistaxis, and hemoptysis.

**Past Medical History:** Alzheimer's dementia, alcoholic cardiomyopathy, cirrhosis, and anemia of chronic disease.

**Physical Exam:** Alert and oriented, BP 100/63, HR 106.

**Laboratory Data:** WBC 14.7, Hgb 8.5 g/dL, Hct 25.7 %, platelets 389, PT 16, INR 1.2, PTT 49.5.

**Clinical Course:** Patient expired from an acute GI bleed on Day 1 despite administration of FFP, IV fluids, and packed RBCs.

**Autopsy Findings:** Not performed.

**Case 1136.** Acute valproic acid ingestion: undoubtedly responsible.

**Scenario/Substances:** A 63 y/o female's sister called police for a welfare check when the patient did not show up for a scheduled visit. Police and EMS entered into the home, found the patient unresponsive with pin point pupils, and transported her to the ED.

**Past Medical History:** Bipolar disorder, anxiety, and paranoia; previous suicide attempt was with aspirin when she was 20 y/o.

**Laboratory Data:** Initial complete blood count, metabolic panel, and liver transaminases were unremarkable. Serum acetaminophen, salicylates, and ethanol levels were not detected; UDS negative. Ammonia 346, later 195 and finally, at 43 Hour 37. Valproic acid > 300 throughout her hospital course. ECG was unremarkable.

**Clinical Course:** In the ED, BP 70/40, HR 65 with a depressed level of consciousness. She was intubated and placed on mechanical ventilation. She received 3 L NS and was started on an IV norepinephrine infusion for hypotension. The patient was empirically started on levocarnitine. With maximum doses of norepinephrine, phenylephrine, and epinephrine: BP 119/87, HR 93. Hemodialysis was initiated for persistently elevated valproate, but she expired on Day 3.

**Autopsy Findings:** Acute bilateral pneumonia, acute hemorrhagic pancreatitis with retroperitoneal soft tissue hemorrhage, mild CAD, and moderate hepatic microvesicular steatosis. Antemortem blood valproic acid 970 mg/L. Cause of death: complications of valproic acid intoxication, manner of death: suicide.

**Case 1183.** Chronic lithium ingestion: undoubtedly responsible.

**Scenario/Substances:** A 35 y/o found at home by significant other, lethargic, and responsive with altered mental status.

**Past Medical History:** Bipolar disease, anxiety.

**Physical Exam:** Awake, agitated, shivering, maintaining her airway, pupils equal, and reactive to light, fine-hand tremor, hyperreflexia, and no seizure activity. BP 159/96, HR 80, RR 22, O<sub>2</sub> sat 100% on room air, T 38.6°C.

**Laboratory Data:** ABG-pH 7.28 / pCO<sub>2</sub> 20 / pO<sub>2</sub> 103,

Na 143	Cl, 114	BUN 53
K 4.6	CO <sub>2</sub> 10	Cr 4.4

Serum acetaminophen, ethanol and salicylate not detected. Lithium 4.4, ECG: sinus rhythm, QRS 102, QTc 557.

**Clinical Course:** She received three doses of lorazepam IV for agitation. Renal failure and anion gap metabolic acidosis developed. She was intubated for airway protection. NS was given at 2 X maintenance rate. One hour after emergent hemodialysis ended, she became acutely bradycardic (HR 40s) and hypotensive (SBP 70) and required norepinephrine. Repeat electrocardiogram revealed sinus bradycardia with QRS of 110 and QTc 641. Vasopressors were continued with mild improvement in BP. On Day 2, she remained intubated and unresponsive not requiring any sedation. Repeat lithium was 1.4. On Day 4, the patient was declared brain dead. Based on the prognosis, the family opted for institution of comfort measures and she expired on Day 4.

**Autopsy Findings:** Not performed

**Case 1200.** Acute-on-chronic bupropion, diltiazem (extended release), and prednisone ingestion: undoubtedly responsible.

**Scenario/Substances:** A 42 y/o female was found at home with empty bottles of bupropion, diltiazem, and prednisone nearby.

**Past Medical History:** Current medications: zolpidem, clonazepam, and citalopram.

**Laboratory Data:**

Na 145, K 3.5, Cl 111, CO<sub>2</sub> 21, K 3.4, Glu 593, lactate > 7 mmol/L. ABG-pH 7.27 / pCO<sub>2</sub> 29.6 / pO<sub>2</sub> 80.3 / HCO<sub>3</sub> 13.4 on 3 L nasal cannula; serum acetaminophen and ethanol not detected, UDS positive to amphetamines and benzodiazepines.

**Clinical Course:** In ED, patient was initially lethargic but arousable and able to speak in complete sentences. She eventually became completely unresponsive with dilated pupils and hypotension (BP 60/40) which did not correct with fluid bolus. Patient started on norepinephrine with no response so glucagon 3 mg bolus was given and infusion of 5 mg/h started with BP responding to 83/36. She was also given ondansetron, pantoprazole, lorazepam, and sodium bicarbonate for her acidosis. Day 1 ECG: sinus tachycardia, rate 120, PR 126, QTc 522. Patient had two 10-sec tonic-clonic seizures, was intubated, and developed severe bradycardia and cardiac arrest. A temporary transcutaneous pacemaker was inserted. She became severely hypotensive with mottled skin, and no perfusion, coded again, and resuscitation was unsuccessful. Mouthful of blue and white granules/undissolved pills was discovered when endotracheal tube removed post-expiration.

**Autopsy Findings:** Autopsy demonstrated pill fragments in the mouth, esophagus, stomach, and small intestine along with moderate pulmonary congestion and edema. Postmortem vena cava blood bupropion > 10 mg/L, threo bupropion > 10 mg/L. Liver bupropion 14 mg/kg, threo bupropion 150 mg/kg. Antemortem blood bupropion 1.5 mg/L and threo bupropion 5.6 mg/L, diltiazem detected. Cause of death was bupropion toxicity.

**Case 1268.** Acute amitriptyline and diphenhydramine ingestion: undoubtedly responsible.

**Scenario/Substances:** A 9 m/o male was placed in his car seat to sleep the night and found unresponsive in the morning.

**Past Medical History:** Cystic mass in the lower lobe of his right lung, which was diagnosed in utero.

**Clinical Course:** Pulseless, with evidence of lividity. CPR was initiated, and an intra-osseous line was placed for fluids (25% dextrose) and 1 dose of epinephrine before resuscitation efforts were halted.

**Autopsy Findings:** A cystic mass involved the right lower lobe with microscopic findings suggestive of extra lobar sequestration. He had acute bronchopneumonia consistent with a period of obtunded survival and mild–moderate cerebral edema. Toxicology: amitriptyline 3.5 mg/L heart blood, 46 mg/kg liver), nortriptyline (1.7 mg/L heart blood, 28 mg/kg liver; diphenhydramine 1.9 mg/L heart blood, 8.3 mg/kg liver. These levels were felt to be inconsistent with exploratory ingestion by a 9-month old and not consistent with the initial history. The cause of death was ruled as amitriptyline and diphenhydramine toxicity with the manner of death being homicide.

**Case 1272.** Acute diphenhydramine ingestion: probably responsible.

**Scenario/Substances:** A 12 m/o 10-kg female was found with a bottle of mother's 50 mg diphenhydramine liquid gel caps. Most of the tabs were missing but exact amount unknown. The mother took the child to the closest ED.

**Past Medical History:** Previously healthy, no surgeries, no daily medications.

**Laboratory Data:** pH 7.2, Na 139, K 4.6, CO<sub>2</sub> 22, BUN 20, Cr 0.1, Glu 99, Ca 9.2, CK 261. Serum acetaminophen and salicylate were not detected.

**Clinical Course:** Upon arrival to the ED, the patient was awake, irritable, and tachycardic. She had a seizure and received multiple doses of midazolam. ECG showed VT at a rate of 213, QRS 160. She was given 2 boluses of 2 mEq/kg sodium bicarbonate and started on an IV infusion. The QRS narrowed to 92, ST elevation was noted in leads II, AVF, V2, V6, and QTc was 420. ECG showed sinus rhythm with PVCs. Seizure activity ceased, the patient was somnolent and intubated for airway protection after vomiting. Post intubation, she developed bradycardia, and PALS protocol was initiated; 10 ml of lipid emulsion (1 mL/kg) plus PALS medications (epinephrine, atropine) were administered. Bradycardia (HR 30–40s) persisted and lipid emulsion was repeated, while PALS was in progress. Resuscitation was unsuccessful, and she was pronounced dead 4 hours after exposure.

**Autopsy Findings:** Not available.

**Case 1288.** Acute diphenhydramine ingestion: undoubtedly responsible.

**Scenario/Substances:** A 43 y/o female took 325 × 25 mg diphenhydramine, spoke to her family at noon, but family

was unable to contact her later in the day. EMS arrived to find her pulseless, intubated her, and started CPR.

**Past Medical History:** Diabetes mellitus, breast cancer, CAD, chronic renal disease, hyperlipidemia, COPD, hypertension, allergies, anemia, GERD, arthritis, hypothyroidism, and seizures. She had a long history of depression and, according to her family, was refusing medical treatment. Medications included ergocalciferol and loratadine.

**Physical Exam:** BP 76/42, HR 106, RR 18, left frontal abrasion, fixed and dilated pupils, absent pulses, equal breath sounds, unresponsive, GCS 3, skin warm, dry mucous membranes, absent bowel sounds, no corneal/gag reflex.

**Laboratory Data:** ABG-pH 6.91 / pCO<sub>2</sub> 68 / pO<sub>2</sub> 94

Na 146	Cl 101	BUN 9	Glu 278
K 5.3	CO <sub>2</sub> 13	Cr 1.87	

Hgb 12.4, WBC 13.6, platelets 282, AST 610, ALT 520, bilirubin 0.5, INR 3.4, lactate 16.8, CK 13,801, troponin 1.89, HCG negative, UDS negative, serum positive for caffeine and diphenhydramine, acetaminophen and salicylate not detected. CxR: right upper lobe atelectasis, CT C-spine: negative, CT head: diffuse cerebral edema  
ECG: QRS 122, QTc 477.

**Clinical Course:** In the ED, she was having intermittent loss of pulses. She was given bicarbonate IV push and started on a continuous infusion. Her BP remained low despite maximum epinephrine and vasopressin was added. She was given IV lipid emulsion with transient improvement in her BP and ECG. In the ICU, she developed DIC with epistaxis and oozing blood from puncture sites; Hgb 8.3; Cr 2.2; and troponin 6.8. She was given FFP and was not felt to be a candidate for hypothermia protocol. Early on Day 2, she developed asystole and expired.

**Autopsy Findings:** Diffuse bronchopneumonia, autolysis of the spleen and pancreas, and cerebral edema. Heart blood diphenhydramine 28,000 ng/mL. This level is consistent with levels reported in fatalities. Cause of death: drug overdose with complications. Manner of death was suicide.

**Case 1301.** Acute-on-chronic amantadine ingestion: probably responsible.

**Scenario/Substances:** A 65 y/o female took “a lot of red pills,” was found the next morning unresponsive with shallow respirations. EMS arrived, intubated, and transported the patient. During transport, generalized seizure activity was noted. A review of the patient's medications led to belief that the patient had overdosed on 100-mg amantadine tablets, but amount was unknown.

**Past Medical History:** Hypothyroidism, chronic pain, reflux, hyperlipidemia, depression. Medications: amantadine, levothyroxine, pravastatin, citalopram, carvedilol, gabapentin, oxybutynin, omeprazole, sertraline, tramadol, vitamin D, and acetaminophen/hydrocodone.

**Laboratory Data:** AST 23, ALT 11, bilirubin 0.2, CK 120,

Na 133	Cl 97	BUN 18	Glu 101
K 2.9	CO <sub>2</sub> 22	Cr 1.1	

Serum acetaminophen and salicylates were not detected, UDS positive for cocaine.

**Clinical Course:** In the ED, the patient was placed on ventilator, BP 122/72, HR 68, RR 12 (ventilator). Generalized seizure activity was treated with lorazepam. Initial ECG QRS 128, QTc 540. Her K level was repleted, she was transferred to the ICU, had another seizure, and sodium bicarbonate was given IV and an infusion started at 100 mL/hour. Without sedation, she would grimace in response to sternal rub and gag on endotracheal tube when stimulated. BP 175/71, HR 61, T 36°C. ECG Day 2 normal QRS QTc of 585. Na 132, K 3.0, Cl 94, CO<sub>2</sub> 28, BUN 14, Cr 1.1, Glu 88. She demonstrated intermittent bursts of VT. Sedation with fentanyl and midazolam infusions was started and then with antibiotics (vancomycin and piperacillin–tazobactam). On Day 2, the patient developed recurrent seizures and was started on with levetiracetam and valproic acid. She also had a period of hypotension that improved with saline bolus and phenylephrine. She had increasing oxygen requirement on the ventilator with FiO<sub>2</sub> of 80%. Her urine output decreased and urine became dark in color. K 6.0 treated with calcium gluconate, Kayexalate, furosemide and insulin. She developed a widened QRS with bradycardia. Hemodialysis was started on Day 4 for worsening hyperkalemia. On Day 5, she became tachypneic (RR 24) and pH 7.24. Sedation was changed to propofol and reduced on Day 7, but she remained without purposeful movements. Diltiazem was initiated for cardiac ectopy. EEG on Day 10 demonstrated anoxic encephalopathy. Based on the prognosis, the family opted for institution of comfort measures and she expired on Day 11.

**Autopsy Findings:** The ME reviewed the case, but no autopsy or body viewing was performed. Cause of death was undetermined with cocaine abuse as a contributing factor and some consideration to “drug overdose”.

**Case 1307.** Acute-on-chronic methotrexate ingestion: probably responsible.

**Scenario/Substances:** A 82 y/o female received 2.5 mg of methotrexate per day instead of 2.5 mg thrice per week of methotrexate for 1 month at her extended care facility. She was admitted to the hospital with renal failure, mucositis, neutropenia, and infection. The error was discovered, and methotrexate dosing was stopped.

**Past Medical History:** Arthritis, diabetes, hypertension, colon cancer, and chronic kidney infections.

**Laboratory Data:** WBC 0.5, Hgb 9.8, Hct 28.8, RBC 3.22, Platelets 3,000, BUN 86, Cr 4.2 (1 year prior BUN 52, Cr 1.8).

**Clinical Course:** She was initially awake alert, but drowsy and slightly confused after receiving analgesics. HR 111, BP 127/69, RR 19, O<sub>2</sub> sat 98% on 2L O<sub>2</sub>, T 37°C. She received several units of platelets daily and leucovorin 100 mg/6 h IV. Her urine output was low (60 cc per 8 hrs) on IV furosemide. Based on the prognosis, the family opted for institution of

comfort measures on Day 36. By Day 37 she had developed sores all over her body, on her arms, legs and in the area of her perineum which opened up. Her WBC 4.6, platelets 22, BUN 114, Cr 4.2, K + 4.2. On Day 38, she was transferred to hospice and expired.

**Autopsy Findings:** Not done.

**Case 1318.** Chronic nitroprusside parenteral: contributory.

**Scenario/Substances:** A 23 y/o female was admitted to the ICU with acute decompensated heart failure and started on with nitroprusside infusion x 3 days with mild improvement in her condition. On Day 3, she suffered a PEA arrest with return of spontaneous circulation after 15 min of ACLS resuscitation, after which she required multiple vasopressors.

**Past Medical History:** Congestive heart failure, severe dilated cardiomyopathy of unknown cause, methamphetamine abuse.

**Physical Exam:** Lethargic, but arousable to voice, jugular venous pulses elevated to angle of jaw, bibasilar crackles and diminished breath sounds, S3 present, 2/6 systolic murmur at apex, abdominal ascites with distension and positive hepatjugular reflex, diffuse lower extremity edema and anasarca, poor capillary refill with cool fingers/toes. BP 109/69, HR 147, RR 30, O<sub>2</sub> sat 98% on 3L O<sub>2</sub>, T 38.7°C.

**Laboratory Data:** ABG-pH 7.32 / pCO<sub>2</sub> 67 / pO<sub>2</sub> 36, lactate 13.7 mmol/L. UDS negative for amphetamine and methamphetamine. Blood: nitroprusside: 7,170 ng/L, cyanide (pre-treatment) 6.289 mg/L, cyanide (post-treatment) 0.128 mg/L.

**Clinical Course:** Cyanide toxicity considered, cyanide levels sent, and patient treated with 300 mg sodium nitrite and 12.5 g sodium thiosulfate, followed by second dose of 150 mg sodium nitrite and 6.25 g sodium thiosulfate. The patient did not fully recover from the PEA arrest, developed acute renal failure treated with hemodialysis, and required increasing vasopressors to maintain perfusion. Based on the prognosis, the family opted for institution of comfort measures, and she expired on Day 4.

**Autopsy Findings:** Not performed.

**Case 1381.** Unknown, amlodipine/benazepril ingestion: undoubtedly responsible.

**Scenario/Substances:** A 51-year-old female ingested unknown quantities of amlodipine/benazepril 10/20 and presented to the ED complaining of blurred vision.

**Physical Exam:** BP 122/100, HR 84, RR 14, O<sub>2</sub> sat 95% on room air.

**Laboratory Data:** Ca 9.4, Mg 2.0, AST 13, ALT 18, PT 14.1,

Na 138	Cl 107	BUN 5	Glu 174
K 3.0	CO <sub>2</sub> 21	Cr 1.42	

INR 1.13, serum acetaminophen, ethanol, and salicylate not detected.

**Clinical Course:** Shortly after ED arrival, the patient became hypotensive to BP 51/38, HR 84. Calcium gluconate, glucagon, norepinephrine, bicarbonate, and atropine were given. The patient remained awake and oriented at 6 h. At Hour 7, HR 73, BP 93/59, RR 23, O<sub>2</sub> sat 96% on 2L O<sub>2</sub>. A high-dose insulin infusion was initiated at 60 U/h, with supplemental glucose. Dobutamine and then vasopressin were administered. Attempts to wean insulin were followed by sudden hypotension. Insulin was increased to 2U/kg/h with BP 93 systolic. At Hour 52 the patient suffered a cardiac arrest, was resuscitated and had multiple episodes of bradycardia and repeated cardiac arrests. She expired on Day 3.

**Autopsy Findings:** The cause of death was polysubstance overdose. The manner was suicide.

**Case 1407.** Acute verapamil ingestion: undoubtedly responsible.

**Scenario/Substances:** A 59 y/o male was brought to the ED after his family noticed an altered level of consciousness. EMS found him hypotensive and bradycardic. They applied an external pacemaker and transported him to the ED.

**Past Medical History:** Hypertension, hyperlipidemia, migraines, and benign prostatic hypertrophy. Medications included verapamil, sumatriptan, lisinopril, topiramate, tamulosin, terazosin, methocarbamol, pravastatin, and aspirin.

**Physical Exam:** On arrival to the ED, he was intubated for impending respiratory failure. BP 40's, HR 30's. He had a brief period of cardiac arrest which responded to CPR and epinephrine. Dopamine infusion was started, and he was admitted to the ICU for a suspected verapamil overdose.

**Laboratory Data:** ABG-pH 7.12 / pCO<sub>2</sub> 48 / pO<sub>2</sub> 113,

Na 143	Cl 111	BUN 32	Glu 170
K 2.9	CO <sub>2</sub> 20	Cr 2.65	

Hgb 10.9, WBC 16.8, platelets 214, lactate 6.8 mmol/dL, UDS positive for methamphetamines, MDMA, amphetamines, and phencyclidine. Initial ECG showed complete heart block with intraventricular escape rhythm.

**Clinical Course:** In the ICU, a transvenous pacemaker was placed. Several doses of IV Ca were given, and broad-spectrum antibiotics were started. Dopamine, epinephrine, vasopressin, and sodium bicarbonate infusions were given. The poison control center recommended continued use of IV calcium, and starting high-dose insulin plus dextrose infusions. Despite normalization of his BP and HR, he remained unresponsive. Head CT showed cerebral edema most likely secondary to anoxic encephalopathy, and scan showed no brain blood flow. Neurology was consulted, and he was declared brain dead on Day 4

**Autopsy Findings:** Hospital blood was positive for caffeine, lidocaine, midazolam, topiramate, verapamil, phenylpropranolamine, amphetamine, and methamphetamine. Verapamil 1,500 ng/mL, topiramate 3.4 mcg/m, midazolam 15 ng/mL, phenylpropranolamine 22 ng/mL, amphetamine 250 ng/mL, methamphetamine 850 ng/mL. Cause of death: medication overdose along with use of controlled substance. From the

laboratory results and the clinical course, it is most likely that he died as a result of acute verapamil overdose.

**Case 1411.** Acute-on-chronic diltiazem ingestion: undoubtedly responsible.

**Scenario/Substances:** A 60 y/o male ingested ~90 diltiazem 180 mg extended release tablets, had a seizure at home (~1 min) witnessed by family. He denied co-ingestants. An empty bottle found at the scene had been filled (90 tablets) earlier that day.

**Past Medical History:** Depression, anxiety, previous suicide attempts, diabetes, hypertension, liver cancer, COPD, diabetic neuropathy, degenerative joint disease, hyperlipidemia, multiple falls, myofascial pain dysfunction syndrome, radiculopathy to bilateral lower extremities after laminectomy, shoulder pain, transient ischemic attack, GERD, lumbago with chronic back pain, BPH, urinary retention.

**Physical Exam:** He was postictal for 10–15 min, waking minimally able to verbalize complaint of back pain, was tremulous and hypotensive. BP 70/40, HR 67, RR 18, O<sub>2</sub> sat 94% on 4 L of oxygen.

**Laboratory Data:** WBC 11.5. AST 8, ALT 26. calcium 8.3,

Na 138	Cl 105	BUN 16	Glu 231
K 3.6	CO <sub>2</sub> 19	Cr 1.45	

Mg 2.1, troponin 0.01, lactic acid 7.0 mmol/l, albumin 3.3, Serum acetaminophen and salicylate not detected, UDS positive for benzodiazepines.

**Clinical Course:** Pupils were 3 mm, and he had jerky movements. He was treated with calcium gluconate, and glucagon with no response and was given lorazepam for seizures. IV fluids were started with no improvement in hypotension; norepinephrine was added with little response. ECG showed AV dissociation with accelerated junctional rhythm, QRS 96, QTc 442. He had a tonic-clonic seizure that resolved with a dose of lorazepam. After the seizure, he was alert with slurred speech. BP 95/37 (rapidly falling to 62/43), HR 64, RR 14, and O<sub>2</sub> sat 93% on 4 L of oxygen. Activated charcoal was given Hour 3. He complained only of generalized weakness. Head CT was negative for acute pathology. He was treated with D50W with high-dose insulin, but it was initiated at the time that a bradysystolic cardiac arrest occurred. Hour 5.5. CPR with epinephrine, atropine was unsuccessful.

**Autopsy Findings:** Urine positive for caffeine, benzodiazepines, gabapentin, lidocaine, and nicotine. Urine oxycodone 0.17 mg/L, oxymorphone 0.022 mg/L. Urine oxycodone and oxymorphone concentrations consistent with normal use. Antemortem blood diltiazem 8.5 mg/L. ME listed the probable cause of death as diltiazem toxicity with contribution from hypertension, TIA/Stroke, COPD and diabetes, with the manner being suicide.

**Case 1501.** Acute sodium bicarbonate ingestion: undoubtedly responsible.

**Scenario/Substances:** A 33 y/o male ingested large quantities of sodium bicarbonate to cleanse his system prior to drug testing. Found unconscious in bed by his significant other and transported to the ED.

**Laboratory Data:** Initial labs: ABG-pH 7.56 / pCO<sub>2</sub> 51.8 / pO<sub>2</sub> 83 / HCO<sub>3</sub> 44.9 / BE 20.1 on FiO<sub>2</sub> 70%. Ca 11.6, Hgb 19.3, WBC 19.3,

Na 166	Cl 89	BUN 23	Glu 497
K 2.2	CO <sub>2</sub> 24	Cr 2.9	

anion gap 53, Mg 4.3, ammonia 39, serum acetaminophen, ethanol and salicylate not detected, UDS negative. Hour 6: Na 167, CK 1,602. Hour 12: Na 166, K 3.0, Glu 194, Cr 2.36, Cl, 119, CO<sub>2</sub> 37, Ca 7.9. Hour 24: Na 164, K 3.4, Cl, 131, Glu 138, Cr 2.31, Ca 8.0, CK 2,979.

**Clinical Course:** In the ED seizures developed, given levetiracetam and phenytoin and intubated. Initial ECG QT/QT<sub>c</sub> 300/463. BP 80/43, HR 104, RR 44, O<sub>2</sub> sat 94%. He received etomidate, lidocaine, lorazepam, propofol, vecuronium, and D50W. CT showed diffuse extensive subarachnoid hemorrhage, mild, dilation of temporal horns of the lateral ventricles. Hemorrhage was thought to be owing to massive osmotic shift as a result of the sodium load. Patient was transferred to a tertiary care hospital where he received pentobarbital but was still having seizures per EEG. Received piperacillin and tazobactam for suspected aspiration. HR 130, BP 117/67, T (bladder) 39.3°C. Based on the prognosis, the family opted for institution of comfort measures and he expired on Day 3.

**Autopsy Findings:** Not available.

**Case 1546.** Unknown, carisoprodol and meloxicam ingestion: undoubtedly responsible.

**Scenario/Substances:** A 41 y/o female took unknown amounts of meloxicam and carisoprodol, was found unresponsive 1.5 h after talking to a friend. She was found to be in cardiac arrest, and transported to the ED.

**Past Medical History:** Non-insulin dependent diabetes mellitus, systemic lupus erythematosus, hypertension, bipolar disorder, fibromyalgia, and depression.

**Laboratory Data:** K 2.9, Mg 1.5, UDS positive for tricyclic antidepressants, serum acetaminophen was not detected.

**Clinical Course:** In the ED, she was intubated, and naloxone was given with no response. She was also given flumazenil, epinephrine, and dopamine. ECG showed sinus tachycardia with depression in the lateral leads. Systolic BP 160, HR 120, and she had a metabolic acidosis. She was transferred to a tertiary care hospital and admitted to the ICU. She was on norepinephrine and phenylephrine, and her urine output was characterized as "good". She received potassium replacement for hypokalemia, was placed on post cardiac arrest cooling protocol and started on propofol with BP 97/72, HR 70, T 32.8°C. On Day 2, she was rewarmed and sedation was stopped HR 102, BP 110/65. She had no neurological activity, consistent with anoxic brain injury. Based on the prognosis, the family opted for institution of comfort measures and she expired on Day 3

**Autopsy Findings:** Ischemic brain injury, bronchocentric pneumonia and pulmonary edema. Urine from hospital admission positive for amitriptyline, diphenhydramine, nicotine, nortriptyline. Antemortem (Day 1) serum: 7-aminoclonazepam,

<0.020 mg/L; carisoprodol, <16 mg/L; and meprobamate, 46 mg/L. Antemortem (Day 1, sample 1) blood: carisoprodol 19 mg/L, diphenhydramine <0.25 mg/L, and meprobamate 35 mg/L. Antemortem (Day 1, sample 2) blood carisoprodol 6.7 mg/L, lamotrigine <4.0 mg/L, nortriptyline <0.25 mg/L, and meprobamate 43 mg/L, amitriptyline not detected. The ME-determined cause of death was hypoxic ischemic brain injury owing to meprobamate toxicity, more likely the death was due to carisoprodol toxicity with contribution from its metabolite, meprobamate since the parent compound carisoprodol was found on multiple samples as well as being initially suspect from the history.

**Case 1643.** Acute pentobarbital/phenytoin, embutramide/mebezonium/tetracaine parenteral: undoubtedly responsible.

**Scenario/Substances:** A 59 y/o female veterinarian was found unresponsive in her veterinary clinic. She appeared to have injected herself with either pentobarbital/phenytoin or embutramide/mebezonium iodide/tetracaine solution as a suicide attempt. She was intubated in the field for respiratory arrest. She received naloxone prior to arrival at the ED with no response.

**Past Medical History:** Depression, dementia.

**Physical Exam:** Unresponsive on ventilator, BP 90/60, HR 90.

**Laboratory Data:** ABG-pH 7.3 / pCO<sub>2</sub> 42 / pO<sub>2</sub> 200, Na 134, K 2.9, Cl, 102, CO<sub>2</sub> 24, BUN 20, Cr 1; phenytoin 6 mcg/mL, phenobarbital 4 mcg/mL, valproate 33.6 mcg/mL; serum acetaminophen and salicylate not detected.

**Clinical Course:** In the ED, she received flumazenil without response. She remained hypotensive and bradycardic, and received IV fluids and multiple vasopressors without measurable effect. She had a cardiac arrest and died on Day 3.

**Autopsy Findings:** Postmortem toxicological tests included hospital blood levels of lorazepam 18.9 ng/mL, valproic acid 19.5 mcg/mL, mirtazapine 9.7 ng/mL, caffeine-positive, pentobarbital 74.3 mcg/mL, venlafaxine 149 ng/mL, norvenlafaxine 503 ng/mL, and urine pentobarbital >10,000 ng/mL. Cause of death was reported as pentobarbital toxicity, and manner of death is reported as suicide.

**Case 1671.** Acute hallucinogenic amphetamine ingestion: undoubtedly responsible.

**Scenario:** A 17 y/o male snorting "bath salts" at a party experienced seizure activity, and was found unconscious. EMS-administered benzodiazepines, paralyzed, endotracheally intubated, and transported the patient to the ED. "Bath salts" were found at the party by law enforcement

**Clinical Course:** The patient had a cardiac arrest upon arrival to the ED. His pupils remained dilated and non-reactive. Upon return of spontaneous circulation, his BP was 70/40 on vasopressors, HR 75, T 37°C, RR 24 (ventilator), O<sub>2</sub> sat 89% on 100% FIO<sub>2</sub>, ABG-pH 7.12 / pCO<sub>2</sub> 48 / pO<sub>2</sub> 53 / HCO<sub>3</sub> 15.3, K 8.1, Hgb 5.3, Hct 15.8, CK 689, troponin I 2.3, serum acetaminophen, ethanol, and salicylate not detected. The UDS was negative for amphetamines. The patient was admitted to the ICU, place on a sodium bicarbonate drip, epinephrine, norepinephrine, phenylephrine

and amiodarone. He developed DIC, and was given FFP and cryoprecipitate. Lipid emulsion therapy was given for persistent hemodynamic instability. He expired on Day 1.

**Autopsy Findings:** Evidence of DIC, diffuse organ failure, massive pulmonary edema, bilateral pleural effusions, small subdural hematoma, and anoxic brain abnormalities. Cause of death: 2, 5-dimethoxy-N-(2-methoxybenzyl) phenethylamine derivative (NBOMe) toxicity. Analysis of powder residue on the patient confirmed the substance. The drug was not detected in the patient's Hour 12 blood. amphetamines found in his blood and urine on medical examiner screens were thought to be NBOMe metabolites. Manner of death was accidental.

**Case 1687.** Acute methylenedioxy-methamphetamine (MDMA) ingestion: undoubtedly responsible.

**Scenario/Substances:** A 19 y/o female collapsed at the nightclub after ingesting "Molly". EMS on scene noted apnea and a weak pulse, rescue breathing was performed, and she was transported to the ED.

**Physical Exam:** The patient was seizing and unresponsive.

**Laboratory Data:** Na 155, K 6.5, Cl 110, anion gap 21, BUN 14, Cr 1.99, Ca 8.0, Mg 2.5, Hgb 12, WBC 17.0, platelets 296, PT 18, INR 1.45, PTT 31.7, CK 523, CKMB 6.0, troponin 0.3. Acetaminophen and salicylate were not detected, UDS was negative. INR 10 and amylase > 1000 U/L 12 h later.

**Clinical Course:** In the ED, the patient was diaphoretic, T 39.7°C (rectal), pupils dilated, minimally responsive; was intubated, sedated with midazolam, ventilated. Phenytoin was given for "seizure-like activity". BP 70/30. IV fluids with bicarbonate were administered with little improvement in BP so vasopressor support was initiated and she was admitted to the ICU. After 12 h, despite the use of maximal vasopressor support, her BP was 80/27, HR 100s, and urine output was minimal. Blood products and N-acetylcysteine were administered. The patient suffered a cardiac arrest and expired 17 h after admission to the hospital.

**Autopsy Findings:** Cause of death was 3, 4-methylenedoxymethamphetamine (MDMA) intoxication.

**Case 1691.** Acute hallucinogenic amphetamine (methylone) ingestion: undoubtedly responsible.

**Scenario/Substances:** A 20 y/o male and was found down while attending a concert. When seen previously by his friends, he had exhibited an increased RR.

**Past Medical History:** Good general health.

**Physical Exam:** Obtunded, GCS 3, HR 140, T normal on presentation.

**Laboratory Data:** Na 139, later 146, K 7.1, later 2.7, Cr 2.5, pH 7.02, CO<sub>2</sub> 15, platelets 36, PT > 120 s, PTT > 180 s, AST 494, ALT 164, Alk phos 90, bilirubin 2.0, CK initially normal, later 8,900. lactate 4 (decreased from earlier peak)

**Clinical Course:** He was intubated for airway protection, T 41.7°C, later 38.9°C within 1 hour of treatment. The patient received N-acetylcysteine IV for fulminant hepatic failure. The patient developed bradycardic/PEA arrest 2–3 times

during the initial phases of treatment which responded to ACLS. Despite aggressive supportive care, the patient experienced an uncontrollable hemorrhage on Day 1 secondary to DIC and subsequently experienced a cardiac arrest from which he could not be resuscitated.

**Autopsy Findings:** Cause of death was hyperthermia due to methylone intoxication and environmental exposure. Heart blood contained 0.71 mg/L methylone and cannabinoids were detected.

**Case 1724.** Hallucinogenic amphetamine ingestion: undoubtedly responsible.

**Scenario/Substances:** A 23 y/o male found obtunded after a reported ingestion of "Molly" while at an electronic music concert was brought to the ED by EMS.

**Physical Exam:** Obese, diaphoretic, GCS 3, pupils dilated and reactive, lower extremity rigidity. Initial BP 88/58, HR 160, T 42.7°C, respirations agonal.

**Laboratory Data:** ABG-pH 7.15 / pCO<sub>2</sub> 48 / pO<sub>2</sub> 141 / HCO<sub>3</sub> 16, O<sub>2</sub> sat 98%, Hgb 15, Hct 44, WBC 16, lactate 10,

Na 139	Cl, 101	BUN 17
K 6.6	CO <sub>2</sub> 17	Cr 2.7

anion gap 21, troponin 0.27, UDS negative for cocaine, barbiturates, benzodiazepines, opioids, phencyclidine, and cannabinoids.

**Clinical Course:** In the ED, the patient was intubated via rapid sequence intubation with etomidate, rocuronium, and midazolam. T was reduced from 42.7–39.4°C over ~30 min with a cooling blanket and 6L cold NS. He remained hypotensive despite fluid resuscitation, was transferred to the ICU where he was found to pulseless. Resuscitative efforts lasting 50 min were unsuccessful.

**Autopsy Findings:** Final diagnoses: Acute intoxication with methylenedioxy-methamphetamine and methylone with hyperthermia, cardiac hypertrophy with left ventricular hypertrophy, aortic atherosclerosis, slight, obesity. Cause of death: Acute intoxication by the combined effects of methylenedioxy-methamphetamine and methylone with hyperthermia. MDMA 2.6 mg/L, methyleneoxyamphetamine 0.12 mg/L, methylone 0.22 mg/L. Manner of death: Accident (substance abuse).

**Case 1783.** Cocaine and levamisole exposure: probably responsible.

**Scenario/Substances:** A 28 y/o white female was found unresponsive, lying in her feces and urine at home, EMS was summoned by her significant other. When EMS arrived, they found the patient not breathing and pulseless. They started bagging her with a bag valve mask, performed cardio pulmonary resuscitation and within a minute were able to feel a pulse. Because of emaciation and necrotic limbs, the emergency medicine team did not attempt to place IV access or an intraosseous needle before transport.

**Past Medical History:** Chronic IV drug use including heroin, cocaine, and methamphetamine. She presented several



weeks prior to another hospital with skin lesions strongly suggestive of vasculitis.

**Laboratory Data:**

Na 145	Cl 117	BUN 88	Glu 161
K 5.7	CO <sub>2</sub> 4	Cr 1.9	

anion gap measured 24, Ca 7.9, Ca (ionized) 1.22, Phos 14, Mg 3.2, Tprot 5, albumin 1.2, bilirubin 0.6, bili (direct) 0.5, Alk phos 122, AST 60, ALT 13, WBC 14.3, Hgb 4.4, platelets 51, urine pregnancy test negative, serum ethanol was not detected, UDS positive for cocaine and opiates and negative for amphetamines, benzodiazepines, and methadone.

**Clinical Course:** In the ED BP 46/24, HR 46, RR 22, GCS 3. Emaciated and poorly nourished, multiple gangrenous wounds and a decubitus ulcer. General surgery and intensive care teams were consulted to determine if the patient was treatable. The decision was made to let the patient expire. The patient died in the ICU ~4 h after arriving at the ED.

**Autopsy Findings:** The antemortem and postmortem blood levamisole 0.28 mcg/mL. Postmortem blood benzoylecgonine 3,300 ng/mL. Death was due to complications of sepsis, complicating gangrenous wounds, most likely related to levamisole associated vasculitis. The manner of death was ruled natural, as it was the sequelae of chronic drug use.

**Case 1836.** Acute methamphetamine ingestion: undoubtedly responsible.

**Scenario/Substances:** A 32 y/o male in police custody developed a sympathomimetic toxidrome and became unresponsive after presumably body stuffing methamphetamine.

**Past Medical History:** Polysubstance abuse: amphetamines, alcohol, and marijuana.

**Physical Exam:** BP 109/87, HR 143, RR 29, T 38.7°C.

Obtunded, diaphoretic, pale, no signs of trauma; pupils 8 mm, symmetric, and reactive; lungs clear; abdomen soft, non-distended, bowel sounds present; GCS 4, not responsive to painful stimuli;

**Laboratory Data:** ABG-pH 7.24 / pCO<sub>2</sub> 189 / pO<sub>2</sub> 43.6 / HCO<sub>3</sub> 18.5, WBC 11.9, K 4.9, CO<sub>2</sub> 15, BUN 29, Cr 2.2, lactate 4.0 mmol/L, CK 1029. Serum acetaminophen and salicylate were not detected. UDS positive for amphetamine, methamphetamine and THC metabolite. UA showed myoglobinuria.

**Clinical Course:** In the ED, he was intubated with a neuromuscular blocker, received benzodiazepines for sedation, and activated charcoal. T increased to T 43.3°C requiring placement of IV cooling device: norepinephrine was started for hypotension, sodium bicarbonate was given for acidosis, and calcium was replaced. He was admitted to the ICU with hypotension unresponsive to IV fluids and multiple vasopressors. He developed anuric renal failure, DIC and bleeding per rectum. He was given steroids, cryoprecipitate and FFP. Due to hemodynamic instability, he was considered to not be a candidate for hemodialysis or CVVH. Whole bowel irrigation was initiated: He developed shock liver with abdominal

distension with increasing lactate, thought to be due to bowel infarction. Based on the prognosis, comfort measures were instituted and he expired on Day 1.

**Autopsy Findings:** Bilateral pulmonary edema; upper GI bleeding with 700 cc of coffee ground material in the stomach; hemorrhages of the pericardium, omentum, and stomach erosions; endocardial hemorrhage. Cause of death: acute methamphetamine toxicity.

**Case 2062.** Chronic dimethylamylamine ingestion: contributory.

**Scenario/Substances:** A 59 y/o female was found on the floor by her family. Family found an empty bottle of dietary supplement at her home.

**Past Medical History:** Obesity, depression, COPD and chronic pain. Medications: Benzodiazepines, acetaminophen/hydrocodone, and dietary supplement containing 1,3-dimethylamylamine (DMAA). She was evaluated by her primary care physician over the last 2 weeks for jaundice and elevated liver function tests with negative viral hepatitis panel and undetectable acetaminophen level.

**Physical Exam:** Obese, jaundiced, nonverbal but able to open eyes to verbal stimulation. No abdominal distention. BP 157/75, HR 88, RR 10, O<sub>2</sub> sat 96% room air.

**Laboratory Data:** Bilirubin 39.7, AST 933, ALT 959, Alk phos 186, INR 2.8, PTT 48, serum acetaminophen 15 mcg/mL, serum salicylate not detected, hepatitis A negative, hepatitis C negative, previous hepatitis B infection, anti-mitochondrial antibody and ANA negative, HIV negative, abdomen CT negative for mass lesions.

**Clinical Course:** Patient was found to have fulminant hepatic failure upon arrival to the ED. N-Acetylcysteine was started and continued for the duration of hospitalization. Further evaluation for cause of hepatic failure was unrevealing. Her mental status deteriorated, and she required endotracheal intubation. She was transferred to a tertiary care hospital. Despite aggressive management, there was no improvement of her hepatic synthetic function. She was unresponsive without sedation and did not qualify for liver transplantation. Based on the prognosis, comfort measures were instituted and she expired.

**Autopsy Findings:** Extensive liver necrosis (>95%) and cholestasis. Cause of death was fulminant hepatic failure as a result of dietary supplement containing 1,3-dimethylamylamine (DMAA).

**Case 2080.** Acute cocaine ingestion: undoubtedly responsible.

**Scenario/Substances:** A male in his 20's was arrested by police for a possible drug deal. The patient swallowed 2 baggies cocaine during the arrest and shortly thereafter suffered a cardiac arrest in the field. The patient was reported to have had a seizure in his vehicle prior to EMS arrival. EMS found the patient in cardiac arrest, intubated, began CPR, and transported him to the ED

**Past Medical History:** Unknown

**Laboratory Data:** ABG-pH 6.46 / pCO<sub>2</sub> 81 / pO<sub>2</sub> 198,

Na 151	Cl 117	BUN 14	Glu 278
K 3.8	CO <sub>2</sub> 10	Cr 1.02	

lactate 18 mmol/L, Ca 7.0, Hgb 8.4, platelets 98, INR = 2.51, UDS positive cocaine, serum acetaminophen, ethanol and salicylate not detected, ECG showed a LBBB.

**Clinical Course:** In the ED, normocephalic, atraumatic, pupils fixed and dilated, no pulse, no BP. Pulses returned transiently for a brief time on arrival. He received naloxone, epinephrine, and sodium bicarbonate, and was placed on a ventilator. The patient developed a PEA arrest that progressed to asystole. Despite aggressive supportive care, he was unable to be resuscitated and was declared dead.

**Autopsy Findings:** Autopsy report confirmed cause of death as massive cocaine toxicity. Patient also had THC in his system but was not attributed to cause of death. Serum cocaine at time of death was 2,900 ng/mL and benzoylecgonine 2,700 ng/mL.

**Abbreviations and Normal ranges for Abstracts**

Disclaimer—all laboratories are different and provide their own normal ranges. Units and normal ranges are provided here for general guidance only. These values were taken from Harrison’s (11), Goldfrank (12), or Dart (13)

Serum electrolyte summary table

Sodium [136–146]	Chloride [102–109]	BUN [7–20] mg/dL	Glucose [75–110] mg/dL
Potassium [3.5–5]	Carbon dioxide [22–26]	Creatinine [0.5–1.2] mg/dL	

serum electrolytes have units of mmol/L = mEq/L

Na	Cl	BUN	Glu
K	CO <sub>2</sub>	Cr	

~ = approximately

**ABG-pH/pCO<sub>2</sub>/pO<sub>2</sub>/HCO<sub>3</sub>/BE**

- ABG = arterial blood gases
- ABG-pCO<sub>2</sub> = partial pressure of carbon dioxide [38–42]
- ABG-pH = hydrogen ion concentration [7.38–7.42]
- ABG-pO<sub>2</sub> = partial pressure of oxygen [90–100]
- Base Excess = [– 2 to + 2 mmol/L]
- ACLS = advanced cardiac life support, protocol for the provision of cardiac resuscitation
- ADHD = attention deficit hyperactivity disorder
- AF = atrial fibrillation
- AICD = automatic implanted cardio defibrillator
- Alk phos = alkaline phosphatase [13–100] U/L
- ALT = Alanine aminotransferase [7–41] U/L = (SGPT)
- AMA = against medical advice
- Ammonia = [25–80] mcg/dL = [15–47] mmol/L

- amp = ampoule
- APLS = advanced pediatric life support, protocol for the provision of cardiac resuscitation
- ARDS = acute respiratory distress syndrome
- AST = Aspartate aminotransferase [12–38] U/L = (SGOT)
- AVblock = atrioventricular block
- BAL = British anti-Lewisite
- BE = base excess, mmol/L
- Bicarbonate = [22–26] mmol/L
- bili (direct) = direct bilirubin [0.1, 0.4] mg/dL
- bili (indirect) = indirect bilirubin [0.2, 0.9] mg/dL
- Bilirubin = total [0.3–1.3] mg/dL, direct [0.1, 0.4] mg/dL, indirect [0.2, 0.9] mg/dL
- BLQ = below the limit of quantitation
- BMI = body mass index
- BP = Blood Pressure, systolic/diastolic, (Torr)
- BPH = benign prostatic hypertrophy
- BUN = see Urea nitrogen
- C = degrees Centigrade
- Ca (ionized) = ionized calcium, [4.5–5.6] mg/dL
- Ca = calcium, [8.7–10.2] mg/dL
- CABG = coronary artery bypass graft
- CAD = coronary artery disease
- Carbon Dioxide = CO<sub>2</sub> [22–26] mmol/L
- CIWA = Clinical Institute Withdrawal Assessment for Alcohol
- CK = creatinine kinase (CPK), total: [39–238] U/L females, [51–294] U/L males
- CKMB = MB fraction of CK [0.0–5.5 mcg/L = 0.0–5.5 ng/mL] Fraction of total CK activity [0–0.04 = 0–4.0%]
- Cl = chloride [102–109] mmol/L
- CNS = central nervous system
- CO<sub>2</sub> = carbon dioxide serum or plasma [22–26] mmol/L
- COHb = carboxyhemoglobin
- COPD = chronic obstructive pulmonary disease
- CPR = cardiopulmonary resuscitation
- Cr = creatinine [0.5–0.9] mg/dL females, [0.6–1.2] males,
- CRRT = continuous renal replacement therapy
- CSF = cerebrospinal fluid
- CT = computed tomography (CAT scan)
- CVA = cerebrovascular accident
- CVVHD = continuous venovenous hemodiafiltration
- CxR = chest radiograph, chest X-ray
- D10W = 10% dextrose in water
- D50W = 50% dextrose in water
- D5NS = 5% dextrose in normal saline
- D5W = 5% dextrose in water
- Day = when capitalized, Day = hospital day, that is, days since admission
- DIC = disseminated intravascular coagulation
- Dx = diagnosis

Clinical Toxicology Downloaded from informahealthcare.com by 71.16.53.66 on 01/06/15 For personal use only.

ECG	= electrocardiogram (EKG), leads = I, II, III, aVR, aVL, aVF, V1, V2, V3, V4, V5, V6	mcg/min	= micrograms per minute
ECMO	= extracorporeal membrane oxygenation	mcg/mL	= micrograms per milliliter
ED	= emergency department, in these abstracts refers to the initial health care facility	mcmol/L	= micromoles per liter
EDDP	= principal methadone metabolite, 2-ethylidene-1,5-dimethyl-3,3-diphenylpyrrolidine	MDA	= 3,4-methylenedioxyamphetamine
EEG	= electroencephalogram	MDMA	= methylenedioxymethamphetamine (ecstasy, molly)
EF	= ejection fraction	ME	= medical examiner
ELISA	= enzyme-linked immunosorbent assay	mEq	= milliequivalents
EMS	= emergency medical services, paramedics, the first responders	mEq/L	= milliequivalents per liter
ER	= extended release (sustained release)	Mg	= magnesium [1.5–2.3] mg/dL
FFP	= fresh frozen plasma	mg	= milligrams
FiO2	= fraction of inspired oxygen	mg/dL	= milligrams per deciliter
g	= grams	mg/kg	= milligrams per kilogram
g/dL	= grams per deciliter	mg/L	= milligrams per liter
GCS	= Glasgow Coma Score, ranges from 3 to 15	min	= minutes
GERD	= gastroesophageal reflux disease	ml	= milliliter
GI	= gastrointestinal	mmol/L	= millimoles per liter
Glu	= glucose, fasting [75–110] mg/dL	mosm/kg	= milliosmoles per kilogram
h	= hours	mosm/L	= milliosmoles per liter
HCF	= health care facility	MRI	= magnetic resonance imaging
HCG	= human chorionic gonadotropin test for pregnancy	ms	= milliseconds
HCO3	= bicarbonate	Narrative Headers:	
HCP	= health care provider	Scenario/substances:	concise narrative of EMS and pre-HCF events
Hct	= hematocrit [35.4–44.4] females, [38.8–46.4]% males	Past medical history:	available relevant past medical history
Hgb	= hemoglobin [12.0–15.8] g/dL females, [13.3–16.2] g/dL males	Physical examination:	initial physical examination if available
HIV	= human immunodeficiency virus	Laboratory data:	initial results, give units except for units given in abbreviations
Hour	= when capitalized, Hour = hours since admission	Clinical course:	concise narrative of HCF & beyond with outcome
HR	= HR, beats per min	Autopsy findings:	= medical examiner and/or autopsy results
ICP	= intracranial pressure	NG	= nasogastric
ICU	= intensive care unit	ng/mL	= nanograms per milliliter
IgE	= immunoglobulin E	not detected	= analyte below the level of quantitation, negative
IM	= intramuscular	NPO	= nil per os, nothing by mouth
INR	= international normalized ratio (PT to control) [0.8–1.2]	NS	= normal saline
IU/L	= international units per Liter	O2 sat	= oxygen percent saturation [94–100]% at sea level
IV	= intravenous	OR	= operating room
K	= potassium, [3.5–5] mmol/L	Osm	= osmole
kg	= kilogram	PALS	= pediatric advanced life support
L	= Liter	PC	= poison center (= PCC, or poison control center)
Lactate	= lactic acid [4.5–14.4] mg/dL arterial, [4.5–19.8] mg/dL venous	PCC	= prothrombin complex concentrate
LBBB	= left bundle branch block on ECG	PCP	= primary care provider
Leukocyte count	= white blood count [3.54–9.06] 10 <sup>3</sup> /mm <sup>3</sup>	PEA	= pulseless electrical activity
m/o	= months old	PEEP	= positive end expiratory pressure
MAP	= mean arterial pressure	PICU	= pediatric intensive care unit
mcg/dL	= micrograms per deciliter	Platelets	= platelet count [150–400] x10 <sup>9</sup> /L
mcg/L	= micrograms per Liter	PO	= per os (“by mouth” in Latin)
		Potassium	= [3.5–5] mmol/L
		ppm	= parts per million
		PR	= P-R interval [120–200] msec on the ECG

prn	= as needed		naphyrone, mephedrone, methyl-enedioxypyrovalerone, methylone, methcathinone, et al)
PT	= prothrombin time, INR is preferred, but PT may be used if INR is not available		
PTA	= Prior to admission	T (oral)	= temperature (oral) [36.4, 37.2]°C
PTT	= partial thromboplastin time [26.3–39.4] sec	T (rectal)	= temperature (rectal) [36.4, 37.2]°C
PVC	= premature ventricular contraction	T (tympanic)	= temperature (tympanic) [36.4, 37.2]°C
QRS	= ECG QRS complex duration [60–100] msec	t-bili	= total bilirubin
QT	= Q to T interval on the ECG waveform, varies with HR	THC	= tetrahydrocannabinol
QTc	= QT interval corrected for HR, usually QTcB = QT/RR <sup>1/2</sup> (Bazett correction) 1–15 y-o [<440] msec, adult male [<430] msec, adult female [<450] msec	THC homolog	= one or more of the products (Blaze, Dawn, herbal incense, K2, Red X, spice, et al) or chemicals (cannabicyclohexanol, CP-47,497, JWH-018, JWH-073, JWH-200, et al)
RBBB	= right bundle branch block on ECG	TPN	= total parenteral nutrition
RBC	= red blood cell(s)	Tprot	= total protein
RR	= respiratory rate, breaths per minute	Troponin I	= normal range [0–0.08] ng/mL, cut-off for MI > 0.04 ng/mL
s/p	= status post	U	= units
sec	= seconds	U/dL	= units per deciliter
SL	= sublingual	U/L	= units per liter
SVT	= supraventricular tachycardia	U/mL	= units per milliliter
Synthetic stimulant	= one or more of the products (6-APB, bath salts, plant food, Bliss, Ivory Wave, Purple Wave, Vanilla Sky, et al.) or chemicals (3,4 methyl-enedioxypyrovalerone [MDPV], 6-(2-aminopropyl)benzofuran [6-APB], butylone, desoxypipradrol [2-DPMP], ethylone, flephedrone,	UA	= urinalysis
		UDS	= urine drug screen
		Urea nitrogen (BUN)	= [6–17] mg/dL
		VBG	= venous blood gases
		VF	= ventricular fibrillation
		VT	= ventricular tachycardia
		WBC	= white blood count, see leukocyte count
		WNL	= within normal limits
		y/o	= years old