

The **WDI 2016 World View** section provides, for the first time, a snapshot of the world's countries and regions framed by the Sustainable Development Goals (SDGs). For each of the 17 goals, experts from the World Bank's Development Data Group, Global Practices and Cross-Cutting Solution Areas have selected key indicators to identify and analyze important trends and challenges, and to elicit discussion on measurement issues. World View also presents indicators that measure progress toward the World Bank Group's twin goals of ending extreme poverty by 2030 and enhancing shared prosperity in every country.



**1,400+** indicators

[databank.worldbank.org/wdi](http://databank.worldbank.org/wdi)

**200+** economies

[data.worldbank.org/country](http://data.worldbank.org/country)

**86** tables

[wdi.worldbank.org/tables](http://wdi.worldbank.org/tables)

**17** SDG dashboards

[data.worldbank.org/sdgs](http://data.worldbank.org/sdgs)

**6** maps

[data.worldbank.org/maps2016](http://data.worldbank.org/maps2016)

Highlight stories

[blogs.worldbank.org/opendata/wdi](http://blogs.worldbank.org/opendata/wdi)

Little Data Book 2016

[data.worldbank.org/wdi](http://data.worldbank.org/wdi)

DataFinder apps

[data.worldbank.org/apps](http://data.worldbank.org/apps)



# WORLD DEVELOPMENT INDICATORS

is the World Bank's compilation of internationally comparable statistics about global development and the quality of people's lives. It draws on data from over 200 economies and more than 50 partner organizations to present more than 1400 indicators which measure the state of development in countries, regions and income groups. The data cover a range of topics and can be accessed through online platforms, publications and applications. The WDI is regularly updated and new data are added in response to the needs of the development community; the 2016 edition includes new indicators to help measure the Sustainable Development Goals. You can access the full range of WDI products at:

[data.worldbank.org/wdi](http://data.worldbank.org/wdi)

## Open Data and Query Tools

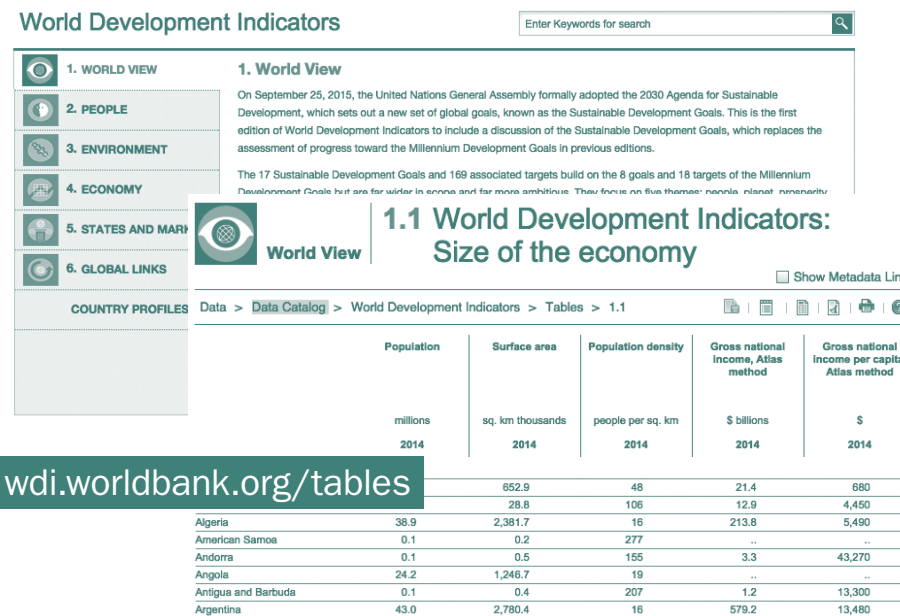
Download the WDI database and individual indicators in open data formats or access them via APIs. Use the DataBank query, analysis and visualization tool to generate, download or embed tables, charts and maps.



[databank.worldbank.org/wdi](http://databank.worldbank.org/wdi)

## Online Tables

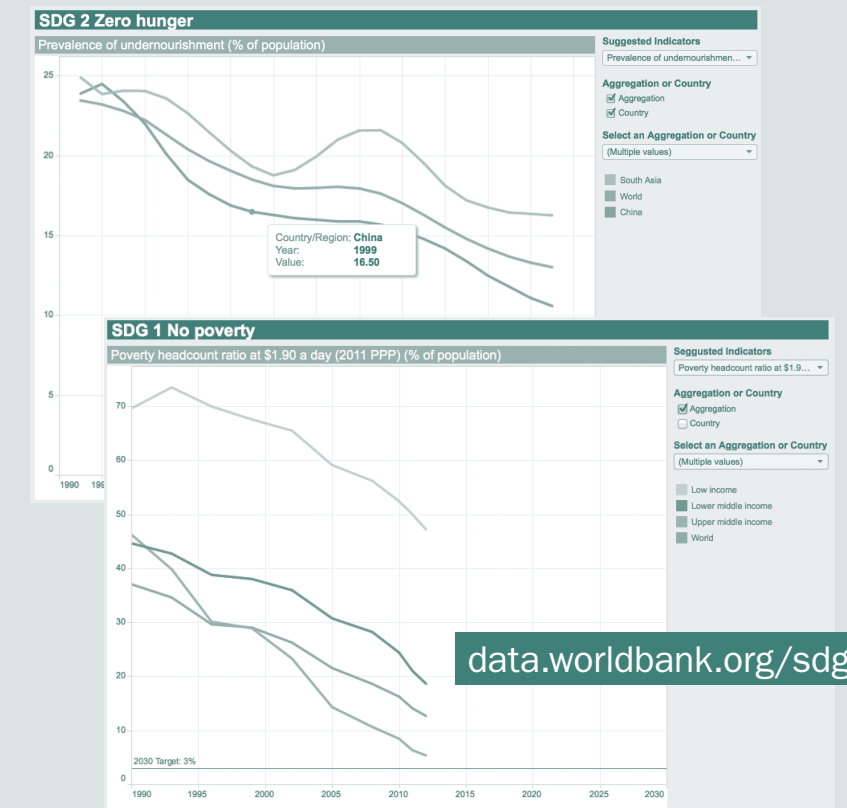
Access statistical reference tables, with indicators organized by WDI section, which are regularly updated based on quarterly revisions to the World Development Indicators database.



[wdi.worldbank.org/tables](http://wdi.worldbank.org/tables)

## Interactive SDG Dashboards

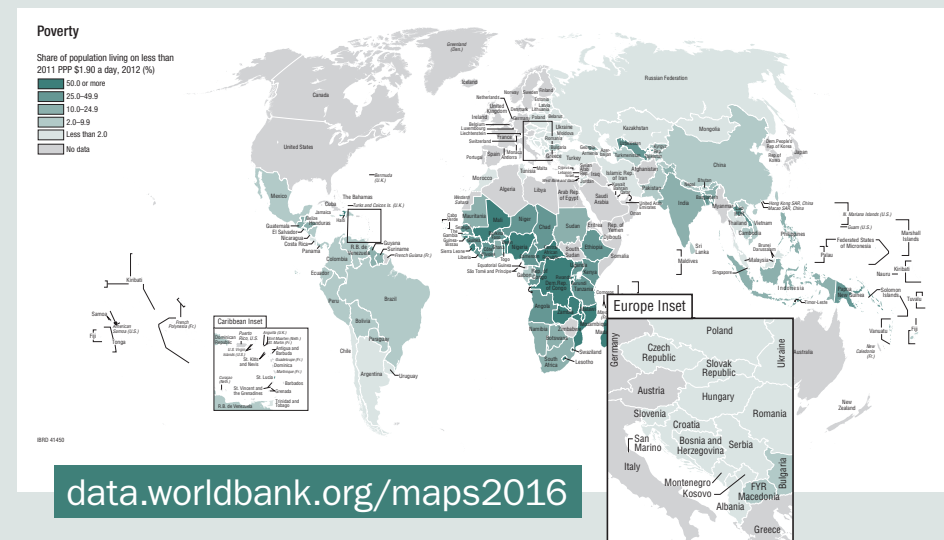
Explore interactive dashboards of indicators which help measure progress towards the Sustainable Development Goals. Track changes and select countries, regions and income groups.



[data.worldbank.org/sdgs](http://data.worldbank.org/sdgs)

## Maps

High resolution maps on topics including poverty, economic growth, internet use, foreign investment, energy and education.



[data.worldbank.org/maps2016](http://data.worldbank.org/maps2016)

1. World view
2. People
3. Environment
4. Economy
5. States and markets
6. Global links