


General Guidance on Searches / Navigation / Help:

- The search page is designed to query all data, unless you restrict the search by adding specific selections.
- The more you restrict your search by adding additional search parameters the more limited the data output will be. It is recommended that you conduct general searches initially, and filter down, if the data set is too large.
- The search logic includes two basic strategies, combination/union and intersection. Within a search selection box, the selections are combined. Between search selection boxes, the search will intersect.
- Context sensitive help is available by clicking on the  located in the blue folder tab of each search box
- Using your browser's Back button will result in the loss of all entries made in any of the ECOTOX forms.
- The Help Center contains all ECOTOX documentation (online and print format); including a Code Definition document.
- Researchers or managers using ECOTOX for analyses or summary projects should consult the original scientific paper to ensure an understanding of the context of the data retrieved



The Quick Database Query search and report options are located within a single web page. Use your scroll bar or the target menu to move around the page in order to make selections

1 Searches (you must search on at least one parameter):

- Chemicals (Names or CAS Registry numbers)
- Taxonomic Species (Kingdom, Scientific or common names)
- Major Effect Group (with restriction for presenting results with calculated Endpoints, Endpoint Not Reported (NR), and Statistics, No Endpoint)
- Publication Year(s)

Any selections made using multiple parameter search boxes (i.e., excluding the Report Format) within the Quick Database Query page will narrow the search result.

The **Browse** options (**Chemical, Species, Effects**), located in the left frame of the webpage, is an index of all chemicals, species and effects included in the ECOTOX database. These files can be used to identify search terms.

2 Reports: You can select the format of the output from the Report Format box. From the Quick Query page, you cannot modify the sort order or data fields displayed. Options include:

- Tabular browser viewable (default)
- MS Excel
- Delimited file
- Full data record).

3 Perform Query:

Restore Defaults - Erases previously selected search criteria on all search pages and restores the default report format.

Perform Query on Aquatic Data - Activates your search and displays aquatic report results in a separate window.


Perform Query on Terrestrial Data - Activates your search and displays terrestrial report results in a separate window.

KEY FUNCTIONS

Restore Defaults

Perform Query for Aquatic Data

Perform Query for Terrestrial Data

Chemical Entry 

Clear Selections


Search Tip: Browse [Chemical Index](#) to find the best input format for your chemical information.

Enter either chemical names and/or CAS Registry numbers below. The system allows for both chemical names and CAS numbers to be entered in the same query. Place each individual entry on a separate line. To ensure your final entry is included, end your selection list with a final return (enter key).

50000
cupric chloride
dioxin
121755

For name searches:

Contains Exact Match


Effect Measurements 

Clear Selections

Search Tip: Browse the [Effects Index](#) to find the best input format for your effects.

Endpoint Not Reported (NR) Statistics No Endpoint Endpoint Reported

Accumulation Cellular Mortality
 Behavior Ecosystem Physiology
 Biochemical Growth Population Reproduction

Report Format 

	Aquatic	Terrestrial	
Customizable Tabular Output	<input checked="" type="radio"/>	<input type="radio"/>	Browser Viewable: View Sample (5,000 record limit)
	<input type="radio"/>	<input type="radio"/>	Excel Format View Sample (5,000 record limit)
	<input type="radio"/>	<input type="radio"/>	Delimited View Sample (10,000 record limit)
Full Data Record	<input type="radio"/>	<input checked="" type="radio"/>	Browser Viewable: View Sample (500 record limit)



Advanced Database Query

The Advanced Database Query on the ECOTOX web site is designed to lead you through a search session using multiple forms. Each page provides a menu and navigational drop-down sub-menus

that will take you to various locations within the Advanced Database Query pages. You can access all available search options within the database and customize the reports.

1 Search (you must search on at least one parameter):



- **Main** - Describes search and report features available within ECOTOX.
- **Taxonomic** - Taxonomic Entry, Predefined Taxonomic Groups
- **Chemical** - Chemical Entry, Predefined Chemical Groups
- **Test Results** - Endpoints, Effects and Measurements
- **Test Conditions** - Test Location, Exposure Media, Exposure Type, Chemical Analysis
- **Publications/Updates** - Reference Number, Publication Year, Independently Compiled Data and Recent Modifications/Additions

View/Edit Function

For predefined lists within the Chemical, Taxonomic, and Effect Measurements search windows, you can view and/or further edit your selected lists. To access the view and edit feature, click on the button located at the bottom for the search box labeled, View/Edit List Entries. This will display the details of the list(s) you selected. If you are viewing and do not want to make any changes, click on the Finished Editing button. This will return you to the previous page.

2 Report Format: All report options identified under Quick Query are available under the **Output Style** option.

Modifications to the sort (default is CAS Registry number, Species Group, Endpoint) and data fields displayed/retrieved can be made within the **Edit/View Aquatic Sort/Display** or **Edit/View Terrestrial Sort/Display** options.

3 Perform Query:

Restore Defaults - Erases previously selected search criteria on all search pages and restores the default report format.

Restore Defaults - Erases previously selected search criteria on all search pages and restores the default report format.

Perform Query on Aquatic Data - Activates your search and displays aquatic report results in a separate window.

Perform Query on Terrestrial Data - Activates your search and displays terrestrial report results in a separate window

KEY FUNCTIONS

Review Query

Restore Defaults

Perform Query for Aquatic Data

Perform Query for Terrestrial Data

Predefined Taxonomic Groups Clear Selections

Note: The Endangered Species List is current as of June 2006.

Animals

Amphibians Insects/Spiders Molluscs
 Birds Other Invertebrates Reptiles
 Crustaceans Mammals Worms
 Fish

Plants

Algae, Moss, Fungi
 Flowers, Trees, Shrubs, Ferns

Special Interest

Standard Test Species
 U.S. Threatened and Endangered Species
 U.S. Exotic/Nuisance Species

View/Edit List Entries

Advanced Species Expanded Lists ?

The selection box below contains the expanded species associated with the species lists you selected. To remove individual species from your query, select item(s) from the list by selecting them and then clicking the Remove button. Multiple selections can be made using the Ctrl key.

You may restore the previous selections for this page by clicking on the Undo Editing button. Once you are satisfied with the selections made on this page click on the Finished Editing button.

Species Group: Standard Test Species

Albumus albumus
Alectoris rufa
Allium cepa
Americamysis bahia
Ampeliscia abdita
Anabaena cylindrica
Anabaena flosaquae
Anas platyrhynchos
Ankistrodesmus sp.

Remove

Finished Editing Undo Editing

Aquatic Output Selections ? Clear Selections

Sort Order

Sort order is based on the three selections that follow:

Sort by: CAS Number | Chemical Name

Then by: Species Group

Then by: Endpoint | BCF Value

See Quick Database Query Basics to view Report Format screen