



## Office of Energy Projects Energy Infrastructure Update *For May 2015*

### Natural Gas Highlights

- Transco placed into service its Rockaway Delivery Lateral Project which will provide 647 MMcf/d of capacity for shippers with markets in New York City.
- Midwestern received authorization under the Commission's prior notice process to construct and operate its Herscher Compressor Project which will provide 125 MMcf/d of capacity to its system in IL to serve markets in the Midwest.
- Impulsora Pipeline received authorization to site, construct, and operate border crossing facilities at the International Boundary between the U.S. and Mexico in Webb County, TX. The border crossing will provide 1,120 MMcf/d of export capacity to Mexico.
- Paiute Pipeline received authorization to construct and operate its 2015 Elko Area Expansion Project which will provide 22 MMcf/d of capacity to shippers with markets in the Elko, NV area.
- Algonquin received authorization to construct and operate its Salem Lateral Project which will provide 115 MMcf/d of capacity to Footprint Power Salem Harbor Development's redeveloped 630 MW generating facility in Salem, MA.
- Millennium Pipeline commenced the Commission's pre-filing process to construct and operate its CPV Valley Lateral Project which would provide 130 MMcf/d of capacity to serve CPV Valley's proposed 650 MW generating facility located in the Town of Wawayanda, NY.
- Delfin LNG requests authorization to construct and operate pipeline facilities in Cameron Parish, LA that would provide 1,500 MMcf/d of capacity to Delfin LNG's proposed offshore LNG export facility located in the Gulf of Mexico.
- Dominion requests authorization to construct and operate its Leidy South Project which would provide 155 MMcf/d of capacity from Clinton, PA to points in Loudoun, VA for shippers with markets in the Mid-Atlantic region.
- El Paso requests authorization to increase its export capacity at its existing Monument 90 border crossing at the International Boundary between the U.S. and Mexico near the town of Naco in Cochise County, AZ by 42.6 MMcf/d.
- Eastern Shore requests authorization to construct and operate its System Reliability Project which would enhance the reliability and flexibility of its existing system in DE.
- Texas Eastern requests authorization to construct and operate its South Texas Expansion Project which would provide 400 MMcf/d of bi-directional capacity on its existing Line 16 system in TX.
- Comanche Trail Pipeline requests authorization to site, construct, and operate a border crossing on the International Boundary between the U.S. and Mexico in El Paso County, TX. The border crossing would provide 1,100 MMcf/d of import and export capacity between the U.S. and Mexico.
- Dominion Carolina Gas requests authorization to construct and operate its Columbia to Eastover Project which would provide 18 MMcf/d of capacity to serve International Paper Company's pulp and paper mill in Richland County, SC.
- Trans-Pecos Pipeline requests authorization to site, construct, and operate a border crossing on the International Boundary between the U.S. and Mexico in Presidio County, TX. The border crossing would provide 1,300 MMcf/d of import and export capacity between the U.S. and Mexico.

### Natural Gas Activities in May 2015

Status	No. of Projects	Storage Capacity (Bcf)	Deliverability (MMcf/d)	Capacity (MMcf/d)	Miles of Pipeline	Compression (HP)
<b>Pipeline</b>						
Placed in Service	1			647.0	3.2	0
Certificated	4			1,382.0	37.6	15,000
Proposed	9			4,645.6	48.7	138,410
<b>Storage</b>						
Placed in Service	0	0.0	0.0			0
Certificated	0	0.0	0.0			0
Proposed	0	0.0	0.0			0
<b>LNG (Import &amp; Export)</b>						
Placed in Service	0	0	0			0
Certificated (Import/Export)	0	0	0			0
Proposed (Export)	0	0	0			0

Source: Staff Database



## Office of Energy Projects Energy Infrastructure Update For May 2015

### Natural Gas Activities through May 31, 2015 Through May 31, 2014

Status	No. of Projects	Storage Capacity (Bcf)	Deliverability (MMcf/d)	Capacity (MMcf/d)	Miles of Pipeline	Compression (HP)
<b>Pipeline</b>						
Placed in Service through May 31, 2014	8 6			2,915.7 578.2	66.2 50.3	84,095 30,950
Certificated through May 31, 2014	17 12			5,419.0 2,686.4	282.2 100.8	191,673 147,333
<b>Storage</b>						
Placed in Service through May 31, 2014	2 5	2.4 17.25	53 110			0 4,800
Certificated through May 31, 2014	1 2	1.7 1.2	0 0			0 500
<b>LNG (Import &amp; Export)</b>						
Placed in Service through May 31, 2014	0 0	0 0	0 0			0 0
Certificated (Import/Export) through May 31, 2014	1 1	0 0	1,400 560			0 0

Source: Staff Database

### Hydropower Highlights (nonfederal)

There were no hydropower activities this month.

### Hydropower Project Activities Year to Date (through May 31, 2015)

Status	Conventional		Pumped Storage		Hydrokinetic		Total No. of Projects	Total Capacity (MW)
	No.	Capacity (MW)	No.	Capacity (MW)	No.	Capacity (MW)		
<b>Filed</b>								
License	2	5.600	1	240.000	0	0	3	245.600
10-MW Exemption*	0	0	0	0	0	0	0	0
Capacity Amendment	0	0	0	0	0	0	0	0
Conduit Exemption	0	0	0	0	0	0	0	0
<b>Issued</b>								
License	0	0	0	0	0	0	0	0
10-MW Exemption*	0	0	0	0	0	0	0	0
Capacity Amendment	0	0	0	0	0	0	0	0
Conduit Exemption	0	0	0	0	0	0	0	0
<b>Placed in Service</b>								
License	0	0	1	21.250	0	0	1	21.250
10-MW Exemption*	0	0	0	0	0	0	0	0
Capacity Amendment	0	0	0	0	0	0	0	0
Conduit Exemption	0	0	0	0	0	0	0	0

Source: Staff Database



## Office of Energy Projects Energy Infrastructure Update *For May 2015*

### Electric Generation Highlights

- Matanuska Electric Association Inc.'s 180 MW natural gas-fired Eklutna Generating Station Project in Anchorage Borough, AK is online.
- Invenergy Nelson LLC's 571 MW natural gas-fired Nelson Energy Center Phase 2 Expansion Project in Lee County, IL is online. Nelson Energy Center Phase 2 is comprised of two units, each 285.3 MW.
- Oklahoma Municipal Power Authority's 103 MW natural gas-fired Charles D. Lamb Energy Center Project in Kay County, OK is online.
- Waterbury Hospital's 2.5 MW natural gas-fired Waterbury Hospital Project in New Haven, CT is online. The power generated is used onsite.
- Los Vientos Windpower III LLC's 200 MW Los Vientos Windpower Phase 2 Expansion Project in Willacy County, TX is online. The power generated is sold to Austin Energy under long-term contract.
- Longhorn Wind Project LLC's 200 MW Longhorn Wind Energy Center Phase 1 Project in Floyd and Briscoe Counties, TX is online.
- Beethoven Wind LLC's 79 MW Beethoven Wind Project in Hutchinson County, SD is online. The power generated is sold to NorthWestern Energy South Dakota under long-term contract.
- Georgia Power Co.'s 6.3 MW Loper Bridge Solar Facility Phase 3 Expansion Project in Murray County, GA is online. The power generated is sold to the City of Dalton under long-term contract.
- Public Service Co. of New Mexico's 6.1 MW Sandoval County Solar Energy Project in Sandoval County, NM is online.
- Milford Flat Solar LLC's 3.8 MW Milford Flat Solar Project in Beaver County, UT is online. The power generated is sold to PacifiCorp under long-term contract.

### New Generation In-Service (New Build and Expansion)

Primary Fuel Type	May 2015		January – May 2015 Cumulative		January – May 2014 Cumulative	
	No. of Units	Installed Capacity (MW)	No. of Units	Installed Capacity (MW)	No. of Units	Installed Capacity (MW)
Coal	0	0	0	0	0	0
Natural Gas	14	856	20	1,158	18	2,198
Nuclear	0	0	0	0	0	0
Oil	0	0	0	0	2	2
Water	0	0	1	21	2	7
Wind	4	480	15	1,649	20	847
Biomass	0	0	4	6	28	125
Geothermal Steam	0	0	1	45	6	34
Solar	6	19	58	447	121	1,151
Waste Heat	0	0	0	0	1	40
Other	4	0	4	0	3	1
<b>Total</b>	<b>28</b>	<b>1,355</b>	<b>103</b>	<b>3,326</b>	<b>201</b>	<b>4,405</b>

Sources: Data derived from Velocity Suite, ABB Inc., and The C Three Group LLC



## Office of Energy Projects Energy Infrastructure Update *For May 2015*

### Total Installed Operating Generating Capacity

	Installed Capacity (GW)	% of Total Capacity
Coal	312.91	26.92%
Natural Gas	495.35	42.62%
Nuclear	106.89	9.20%
Oil	44.99	3.87%
Water	100.03	8.61%
Wind	67.66	5.82%
Biomass	16.19	1.39%
Geothermal Steam	3.91	0.34%
Solar	12.36	1.06%
Waste Heat	1.11	0.10%
Other	0.77	0.07%
<b>Total</b>	<b>1,162.17</b>	<b>100.00%</b>

Sources: Data derived from Velocity Suite, ABB Inc., and The C Three Group LLC

### Electric Transmission Highlights

- American Transmission Co. has completed the 17.3 mile, 161 kV Monroe County – Council Creek Transmission Line in WI.
- ITC Transmission completed the 78 mile, 345 kV Rapson – Fitz Transmission Line, which is part of the \$520 million Michigan Thumb Loop Transmission Project in MI.
- PPL Electric Utilities completed the 146 mile, 500 kV Susquehanna – Roseland Transmission Line. The interstate transmission line connects PA and NJ.
- Arizona Public Service Co. completed the 110 mile, 500 kV Hassayampa – North Gila Transmission Line in AZ.

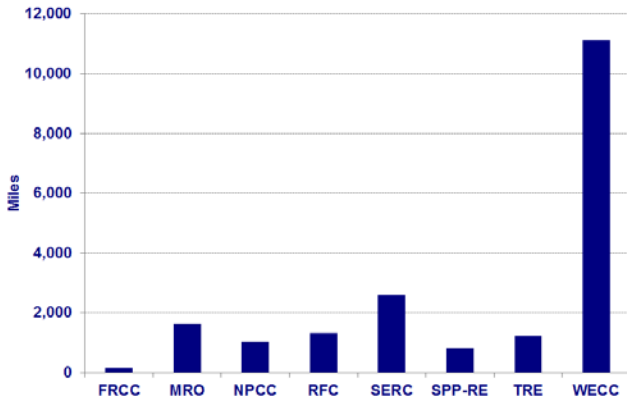
Voltage (kV)	Transmission Projects Completed				Proposed Transmission Projects In-Service by May 2017	
	May 2015	May 2014	January – May 2015 Cumulative	January – December 2014 Cumulative	High Probability of Completion	All
	Line Length (miles)					
≤230	17.3	243.6	72.3	1,008.5	3,955.8	6,923.7
345	78.0	303.8	271.7	1,657.8	2,937.7	4,524.7
500	256.0	2.0	256.0	70.0	2,573.3	8,383.6
<b>Total U.S.</b>	<b>351.3</b>	<b>549.4</b>	<b>600.0</b>	<b>2,736.3</b>	<b>9,466.8</b>	<b>19,832.0</b>

Sources: Data derived from Staff Database and U.S. Electric Transmission Projects ©2015 The C Three Group, LLC

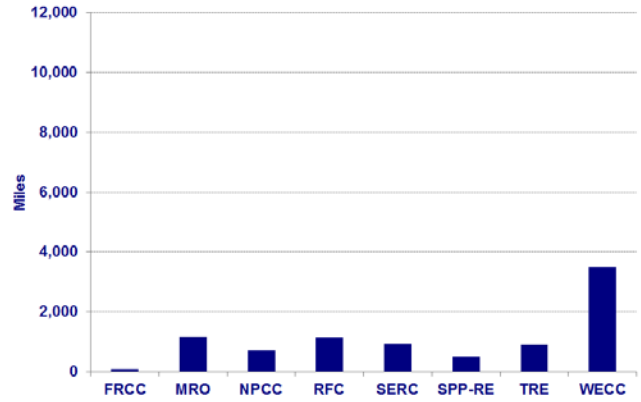


# Office of Energy Projects Energy Infrastructure Update For May 2015

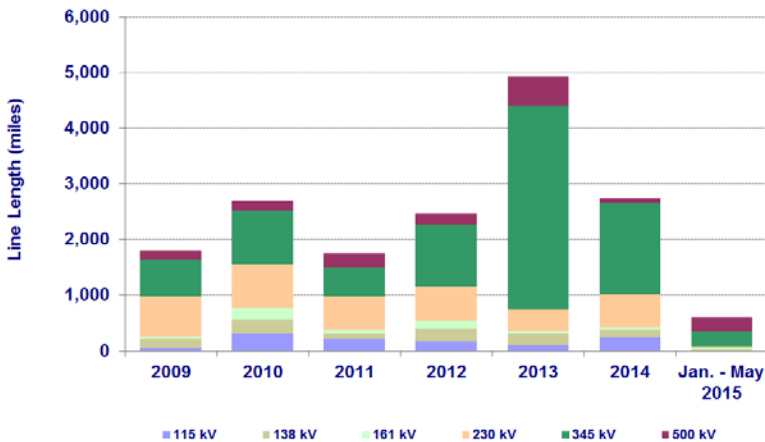
**All Transmission Projects with a Proposed In-Service Date by May 2017**



**Transmission Projects with a High Probability of being completed by May 2017**



**New Transmission Projects by Voltage**



**Sources:** Data derived from Staff Database and U.S. Electric Transmission Projects ©2015 The C Three Group, LLC  
**Disclaimer:** This Report contains analyses, presentations and conclusions that may be based on or derived from the data sources cited, but do not necessarily reflect the positions or recommendations of the data providers.