



Office of Energy Projects Energy Infrastructure Update *For April 2015*

Natural Gas Highlights

- Enable Gas Transmission received authorization to place into service its Central Arkansas Pipeline Enhancement Project which will enhance reliability and increase the capacity by 9.7 MMcf/d on its existing system in AR.
- Creole Trail Pipeline received authorization to place into service its Creole Trail Expansion Project which will provide 1,530 MMcf/d of bi-directional capacity on its existing system in Cameron and Beauregard Counties, LA for delivery to Sabine Pass LNG export terminal in Cameron Parish, LA.
- Regency Field Services began operating its existing Beaver Residue Line located in Beaver County, OK, as an interstate pipeline. The Beaver Residue Line has a capacity of 100 MMcf/d and connects the Beaver processing plant to Southern Star pipeline.
- Creole Trail Pipeline received authorization to construct and operate its Creole Trail Extension and Expansion Project which will provide 1,500 MMcf/d of capacity to its existing system for delivery to the Sabine Pass LNG export terminal in Cameron Parish, LA.
- Sabine Pass LNG received authorization to construct and operate liquefaction trains 5 and 6 at its export terminal in Cameron Parish, LA. Trains 5 and 6 will provide an additional 1,400 MMcf/d of deliverability.
- Tennessee requests authorization to construct and operate its Susquehanna West Project which would provide 145 MMcf/d of east-to-west capacity on Tennessee's Line 300 in Susquehanna and Potter Counties, PA to serve National Fuel's Northern Access Project.
- Columbia Gas requests authorization to construct and operate replacement facilities on its WB2VA Line and E-System located in various counties in WV, VA, and KY.
- Roadrunner Gas requests authorization to construct and operate a border crossing on the International Boundary between the U.S. and Mexico near San Elizario in El Paso County, TX. The border crossing would provide 875 MMcf/d of export capacity to Mexico.
- Regency Field Services requests authorization to own, operate, and maintain the existing Coyanosa Residue Line located in Pecos County, TX as an interstate pipeline. The Coyanosa Residue Line has a capacity of 100 MMcf/d and connects the Coyanosa processing plant to El Paso Natural Gas pipeline.
- Columbia Gas commenced the Commission's pre-filing process to construct and operate its WP Xpress Project which would provide 1,300 MMcf/d of bi-directional capacity on its system in WV and VA in order to serve markets in western WV and northern VA.
- Equitrans commenced the Commission's pre-filing process to construct and operate its Equitrans Expansion Project which would provide 600 MMcf/d of capacity from producing areas in the Appalachian Basin to markets in the Northeast, Mid-Atlantic, and Southeast regions.
- Gulf South Pipeline requests authorization under the Commission's prior notice proceeding to increase the working gas capacity in Cavern 12A at its Petal Salt Dome facility located in Forrest County, MS by 1.02 Bcf.

Natural Gas Activities in April 2015

Status	No. of Projects	Storage Capacity (Bcf)	Deliverability (MMcf/d)	Capacity (MMcf/d)	Miles of Pipeline	Compression (HP)
Pipeline						
Placed in Service	3			1,639.7	41.3	53,125
Certificated	1			1,500.0	104.3	53,000
Proposed	7			3,020.0	78.7	176,275
Storage						
Placed in Service	0	0.0	0.0			0
Certificated	0	0.0	0.0			0
Proposed	1	1.0	0.0			0
LNG (Import & Export)						
Placed in Service	0	0	0			0
Certificated (Import/Export)	1	0	1,400			0
Proposed (Export)	0	0	0			0

Source: Staff Database



Office of Energy Projects Energy Infrastructure Update For April 2015

Natural Gas Activities through April 30, 2015 Through April 30, 2014

Status	No. of Projects	Storage Capacity (Bcf)	Deliverability (MMcf/d)	Capacity (MMcf/d)	Miles of Pipeline	Compression (HP)
Pipeline						
Placed in Service through April 30, 2014	7 3			2,268.7 447.5	63.0 32.9	84,095 30,950
Certificated through April 30, 2014	13 10			4,037.0 1,939.4	244.6 97.6	176,673 130,393
Storage						
Placed in Service through April 30, 2014	2 4	2.4 3.55	53 110			0 4,800
Certificated through April 30, 2014	1 1	1.7 0.6	0 0			0 0
LNG (Import & Export)						
Placed in Service through April 30, 2014	0 0	0 0	0 0			0 0
Certificated (Import/Export) through April 30, 2014	1 1	0 0	1,400 560			0 0

Source: Staff Database

Hydropower Highlights (nonfederal)

- FFP Project 92, LLC filed an original license application for the proposed 5 MW Kentucky River Lock and Dam No. 11 Hydroelectric Project No. 14276. The project would be located at the Commonwealth of Kentucky's existing Lock and Dam No. 11 on the Kentucky River in Estill and Madison Counties, KY.

Hydropower Project Activities in April 2015

Status	Conventional		Pumped Storage		Hydrokinetic		Total No. of Projects	Total Capacity (MW)
	No.	Capacity (MW)	No.	Capacity (MW)	No.	Capacity (MW)		
Filed								
License	1	5,000	0	0	0	0	1	5,000
10-MW Exemption	0	0	0	0	0	0	0	0
Capacity Amendment	0	0	0	0	0	0	0	0
Conduit Exemption	0	0	0	0	0	0	0	0
Issued								
License	0	0	0	0	0	0	0	0
10-MW Exemption	0	0	0	0	0	0	0	0
Capacity Amendment	0	0	0	0	0	0	0	0
Conduit Exemption	0	0	0	0	0	0	0	0
Placed in Service								
License	0	0	0	0	0	0	0	0
10-MW Exemption	0	0	0	0	0	0	0	0
Capacity Amendment	0	0	0	0	0	0	0	0
Conduit Exemption	0	0	0	0	0	0	0	0

Source: Staff Database



Office of Energy Projects Energy Infrastructure Update For April 2015

Hydropower Project Activities Year to Date (through April 30, 2015)

Status	Conventional		Pumped Storage		Hydrokinetic		Total No. of Projects	Total Capacity (MW)
	No.	Capacity (MW)	No.	Capacity (MW)	No.	Capacity (MW)		
Filed								
License	2	5.600	1	240.000	0	0	3	245.600
10-MW Exemption*	0	0	0	0	0	0	0	0
Capacity Amendment	0	0	0	0	0	0	0	0
Conduit Exemption	0	0	0	0	0	0	0	0
Issued								
License	0	0	0	0	0	0	0	0
10-MW Exemption*	0	0	0	0	0	0	0	0
Capacity Amendment	0	0	0	0	0	0	0	0
Conduit Exemption	0	0	0	0	0	0	0	0
Placed in Service								
License	0	0	1	21.250	0	0	1	21.250
10-MW Exemption*	0	0	0	0	0	0	0	0
Capacity Amendment	0	0	0	0	0	0	0	0
Conduit Exemption	0	0	0	0	0	0	0	0

Source: Staff Database

Electric Generation Highlights

- Texas Jumbo Road Wind LLC's 300 MW Hereford 2 Wind Farm Project in Deaf Smith County, TX is online. The power generated is sold to Austin Energy under long-term contract.
- Mesquite Creek Wind LLC's 211 MW Mesquite Creek Wind Project in Dawson County, TX is online.
- Algonquin Power Company's 40 MW Bakersfield Solar Project in Kern County, CA is online. The power generated is sold to Pacific Gas and Electric under long-term contract.
- Terraform Power Inc.'s two solar projects in MD are online: 2.5 MW Cecil County School of Technology Solar Project in Cecil County and 2.1 MW Pocomoke City Wastewater Solar in Worcester County. The power generated at both projects is used onsite.
- Houghton College's 2.5 MW Houghton College Solar Project in Allegany County, NY is online. The power generated is used onsite.
- SolarCity Corp's 1.3 MW Halfmoon Solar Project in Saratoga County, NY is online. The power generated is sold to National Grid under long-term contract.
- Consolidated Edison Solutions Inc.'s 1.3 MW Port Richmond Waste Water Treatment Solar Project in Richmond County, NY is online.



Office of Energy Projects Energy Infrastructure Update For April 2015

New Generation In-Service (New Build and Expansion)

Primary Fuel Type	April 2015		January – April 2015 Cumulative		January – April 2014 Cumulative	
	No. of Units	Installed Capacity (MW)	No. of Units	Installed Capacity (MW)	No. of Units	Installed Capacity (MW)
Coal	0	0	0	0	0	0
Natural Gas	0	0	6	302	14	1,518
Nuclear	0	0	0	0	0	0
Oil	0	0	0	0	1	1
Water	0	0	1	21	2	7
Wind	2	511	11	1,170	16	633
Biomass	0	0	0	0	24	116
Geothermal Steam	0	0	1	45	6	34
Solar	6	50	41	362	102	937
Waste Heat	0	0	0	0	1	40
Other	0	0	0	0	3	1
Total	8	561	60	1,900	169	3,287

Sources: Data derived from Velocity Suite, ABB Inc., and The C Three Group LLC

Total Installed Operating Generating Capacity

	Installed Capacity (GW)	% of Total Capacity
Coal	321.69	27.50%
Natural Gas	494.07	42.23%
Nuclear	106.87	9.14%
Oil	45.82	3.92%
Water	100.04	8.55%
Wind	67.16	5.74%
Biomass	16.18	1.38%
Geothermal Steam	3.91	0.33%
Solar	12.26	1.05%
Waste Heat	1.13	0.10%
Other	0.71	0.06%
Total	1,169.85	100.00%

Sources: Data derived from Velocity Suite, ABB Inc., and The C Three Group LLC



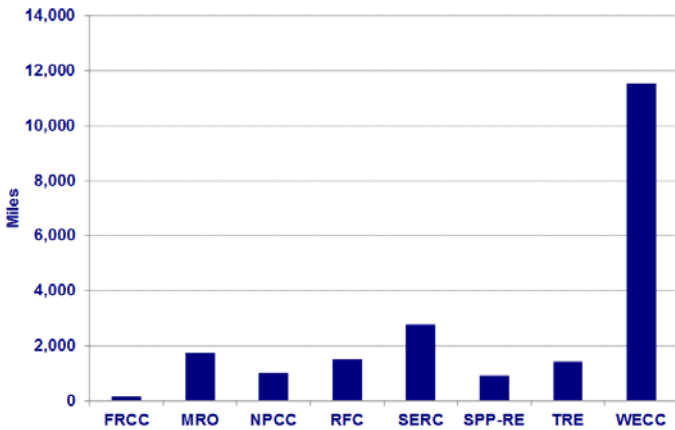
Office of Energy Projects Energy Infrastructure Update *For April 2015*

Electric Transmission Highlights

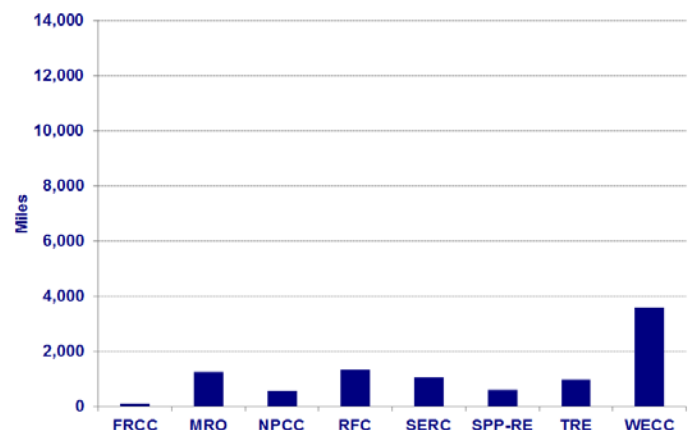
- Transmission Developers Inc. expects to start construction on the Champlain Hudson Power Express Project in late 2015 or early 2016. The 333 mile, HVDC will extent from Canada to New York City, NY. It is scheduled to be completed in 2019.

Voltage (kV)	Transmission Projects Completed				Proposed Transmission Projects In-Service by April 2017	
	April 2015	April 2014	January – April 2015 Cumulative	January – December 2014 Cumulative	High Probability of Completion	All
	Line Length (miles)					
≤230	0.0	111.1	53.0	814.0	3,955.8	7,246.4
345	0.0	272.4	58.7	1,657.8	2,937.7	5,003.5
500	0.0	60.0	0.0	62.0	2,573.3	8,801.6
Total U.S.	0.0	443.5	111.7	2,533.8	9,466.8	21,051.5

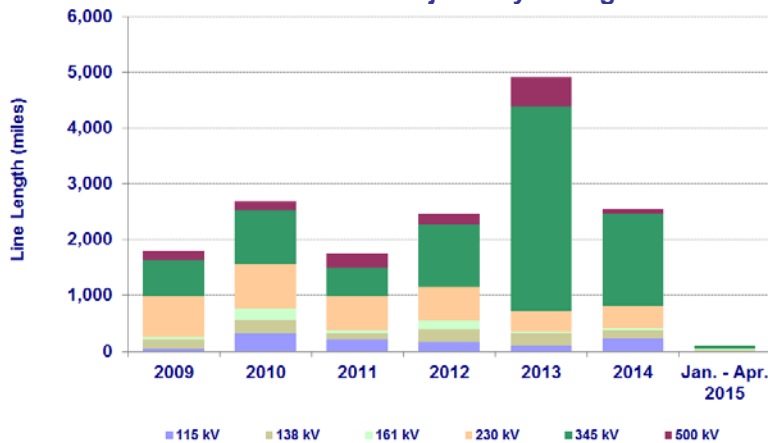
All Transmission Projects with a Proposed In-Service Date by April 2017



Transmission Projects with a High Probability of being completed by April 2017



New Transmission Projects by Voltage



Sources: Data derived from Staff Database and U.S. Electric Transmission Projects ©2015 The C Three Group, LLC
Disclaimer: This Report contains analyses, presentations and conclusions that may be based on or derived from the data sources cited, but do not necessarily reflect the positions or recommendations of the data providers.