

Office of Enforcement and Compliance Assurance (2201A)
Washington, DC 20460

EPA DOCUMENT NUMBER 305R10001
June 3, 2010

TABLE OF CONTENTS

EXECUTIVE SUMMARY	ii
INTRODUCTION.....	1
PART 1. SUMMARY OF COMPLIANCE AND ENFORCEMENT AT PUBLIC WATER SYSTEMS THROUGHOUT THE U.S., INCLUDING THOSE IN INDIAN COUNTRY ..	4
PART 2. SUMMARY OF COMPLIANCE AND ENFORCEMENT AT PUBLIC WATER SYSTEMS IN INDIAN COUNTRY	10
PART 3. CONCLUSIONS AND RECOMMENDATIONS	14

APPENDIX A

Glossary of Terms

APPENDIX B

Summaries of State Annual Compliance Reports

List of Tables

Table A-1: Significant Monitoring Violations for Annual State Public Water System Reports
Table A-2: Summary of Drinking Water Regulations for Public Water Systems During 2007/2008
Table B-1: Summary of Elements Reported by States in 2007
Table B-2: Summary of Elements Reported by States in 2008

Executive Summary

EPA is directed by the Safe Drinking Water Act (SDWA) to annually report on public water system performance in the United States. This National Public Water System Compliance Report (Report) for 2007-2008 documents that, while the majority of the U.S. population has access to safe drinking water, many systems are in violation of drinking water standards. The lack of data completeness results in the possible underestimation of noncompliance; EPA and states need to work together to address this problem. EPA's new system-wide policy for targeting and addressing public water systems with widespread violations and/or violations of health-based drinking water standards issued on December 8, 2009, is expected to be instrumental in improving compliance trends.

In 2007 and 2008, there were approximately 155,000 public water systems in the U.S., serving over 300 million users. Small systems comprise the vast majority of all systems. Noncompliance occurs more frequently at smaller systems, and is often the result of fewer resources to operate and maintain compliance with complex regulations. For this reason, EPA and other organizations provide significant resources to small water systems to build their capacity to properly finance, operate, and maintain their drinking water systems. EPA funds eight technology assistance centers, conducts on-site visits and maintains multiple, free online financial and technical websites.

Overall Compliance is Improving

In 2006, some EPA regions began working to return public water systems to compliance with all the rules they violate rather than addressing violations one rule at a time. EPA has tracked the number of public water systems (PWSs) in significant noncompliance – a category of noncompliance EPA has historically used to identify the most serious violations -- with at least one rule at the same point in time on annual bases. From a high of 12,596 systems in July 2006, the number of systems in the U.S. with at least one instance of significant noncompliance decreased to 8,438 systems in July 2008, a reduction of 33%.

Compliance and Enforcement at PWSs in U.S., Including Indian Country

The data submitted by primacy agencies indicate that 7% of all public water systems in the U.S., serving approximately 20,570,000 users, had violations of health-based standards in 2007 and 2008.

In both 2007 and 2008, about 19% of all public water systems had significant monitoring and reporting violations (29,119 systems in 2008; 28,916 in 2007). This is of concern because if a system does not monitor and report on the quality of its water, it is impossible to know if there are health-based violations.

The most frequently occurring violations in 2007 and 2008 were under the Total Coliform Rule, including exceedance of the maximum contaminant level (MCL) and violation of monitoring and reporting requirements.

Compliance and Enforcement in Indian Country

Ninety-four percent of tribal systems are small; that is, each serves 3,300 or fewer users. Small systems serve approximately 40% of tribal users.

EPA regions reported that 16% of tribally owned and operated public water systems had health-based violations in 2007 and 2008 (134 and 131 systems, respectively). These systems served 178,700 users in 2007 and 193,700 users in 2008.

EPA regions reported that 42% of tribal systems had significant monitoring and reporting violations in 2008 (41% in 2007).

The most frequently occurring violation at tribal systems in 2007 and 2008 was monitoring and reporting under the Chemical Contaminant Group.

Recommendations

EPA has developed, in consultation with the states, an approach for enforcement targeting and response at all public water systems. In December 2009, EPA issued a new policy for prioritizing public water systems with violations and then addressing those with the greatest impact on public health. The new policy is

expected to increase the effectiveness of state and Federal enforcement and improve compliance trends. The prioritization formula takes into account a system's compliance with all drinking water rules at once rather than one at a time, as was historically done. The policy also establishes a time period within which formal enforcement will be initiated if assistance or informal enforcement do not quickly return a system to compliance with all rules.

An important component of implementing this new policy is ensuring that compliance and enforcement data are entered accurately, completely, and in a timely manner by EPA, states and tribes with primacy. EPA is confident that these efforts will better target enforcement resources to systems that pose the greatest risk to public health, and will help improve the quality and quantity of data available to the public, and for monitoring and implementing SDWA.

This new targeting and enforcement approach is expected to yield benefits for EPA, primacy agencies and the public. EPA expects that compliance rates and data quality will improve as the approach becomes well established. The approach will improve EPA's ability to ensure primacy agencies' performance in returning systems to compliance in a timely manner, including initiating formal enforcement when necessary.

EPA recognizes that enforcement is not the only means to address compliance problems at public water systems, and devotes considerable resources to small system capacity development in the form of compliance, managerial, financial and technical assistance.

2007/2008 National Public Water Systems Compliance Report

Introduction

Purpose of Report

The National Public Water Systems Compliance Report summarizes and evaluates annual reports submitted by primacy agencies¹ regarding compliance at public water systems of all types and sizes in the U.S. in calendar years 2007 and 2008. The information in this report is national in scope and does not provide information about specific water systems. Public water system operators are required to provide information about their specific water system compliance to the public in their annual Consumer Confidence Report (CCR). The CCR tells customers about the source of their water, any contaminants detected, the risks of exposure to those contaminants, and where they can obtain additional information.

This report is compiled annually as required by Section 1414(c)(3)(B) of the Safe Drinking Water Act (SDWA). The report includes the following:

- Part 1: Summary of compliance and enforcement data submitted by primacy agencies
- Part 2: Summary of compliance, enforcement, and financial assistance at tribally owned and operated public water systems
- Part 3: Conclusions and recommendations
- Appendices: Evaluation of reports submitted by primacy agencies

Scope of Report

This report summarizes noncompliance at all public water systems of all types throughout the U.S. and in Indian country for the years 2007 and 2008.

A public water system (PWS) is a system that provides water for human consumption, if such system has at least 15 service connections or regularly serves at least 25 individuals at least 60 days out of the year. EPA does not have the authority to regulate private drinking water wells that do not meet the above criteria.

System size is determined by the size of the population served by the system:

- Very small – serving 500 or fewer users
- Small – serving 501 to 3,300 users
- Medium – serving 3,301 to 10,000 users
- Large – serving 10,001-100,000 users
- Very large – serving more than 100,000 users

Public water systems can also be categorized by type:

- Community – A water system that serves the same population throughout the year. Eighty-three percent (83%) of these systems are small.
- Non-Transient/Non-Community - A public water system that regularly supplies water to at least 25 of the same people at least six months per year, but not year-round. Some examples are schools, factories, office buildings, and hospitals which have their own water systems. Ninety-nine percent (99%) of these systems are small.

¹ Federal approval to implement the drinking water program is called primary enforcement authority, or “primacy.” The term “primacy agency” includes 57 states, commonwealths, and territories that have been approved to implement the drinking water program within their jurisdiction. It also includes the Navajo Nation. During calendar years 2007 and 2008, EPA directly implemented the drinking water program in Wyoming, the District of Columbia, and throughout all of Indian country other than the Navajo Nation. EPA is responsible for reporting violations in areas where the Agency directly implements the program.

- **Transient/Non-Community** - A public water system that provides water in a place such as a gas station or campground where people do not remain for a long period of time. One hundred percent (100%) of these systems are small.

System size can be linked to a system's ability to maintain or return to compliance. In general, larger public water systems have the capacity to maintain compliance more easily than small systems, and can return to compliance more quickly than small systems. This disparity is often the result of differences in financial, administrative, and technical capacity between large and small systems. Small systems have fewer users from whom to collect the funds to purchase and install needed infrastructure, and to operate and maintain the system. Because the per-user costs can appear prohibitive, small systems may charge users rates that are lower than the true cost of collecting, treating and distributing the water. Lack of funding may cause small systems to delay needed capital improvements. Small systems are often overseen by part-time administrators who are not environmental professionals, and the pay for the system operators may not be adequate to attract and keep someone with the necessary training and skills. If there are violations, small systems often do not have the cash reserves needed to correct the underlying problems, and they may find their ratepayers reluctant or unable to increase their payments. Because of the relationship between system size and the ability to achieve and maintain compliance, the findings in this report are discussed in terms of system size. In addition, data on very small and small systems are grouped together for discussion purposes, as are data on large and very large systems.

Significant violations are defined by the Safe Drinking Water Act to include:

- all violations of health-based standards, including exceedances of MCLs and violations of treatment technique rules;
- significant notification violations (i.e., complete failure to provide required notification); and
- significant monitoring and reporting violations (usually meaning a system took no sample or reported no results during a compliance period. See Table A-1).

EPA guidance establishes a framework for prioritizing systems for formal enforcement in order to ensure that those with the most severe violations are addressed. For each drinking water rule, the most serious violations or combination of frequent or persistent violations are considered significant noncompliance (SNC).

Source and Quality of Data

The data summarized in this report is housed in the Safe Drinking Water Information System/Federal Version (SDWIS/FED). Public water systems are required to sample and test their water and report the results to the agency with primacy for implementing SDWA—usually the state in which the system is located, or to EPA if the system is in Indian country. The primacy agency reviews the test results and other required reports and determines whether a violation has occurred. The primacy agency is required by SDWA to enter all violation and enforcement data into SDWIS; a finding of compliance is not required to be entered into SDWIS.

EPA evaluates state programs' data quality by conducting data verification audits and triennial national data quality assessments, comparing primacy agencies' files and records with information in SDWIS/FED to verify accuracy, completeness and whether compliance determinations are made in accordance with Federal regulations. The most recent review, published in 2006, reported the following findings:

- 62% of the health-based violations were reported.
- 8% of lead and copper rule treatment technique violations were reported.
- 29% of the monitoring and reporting (M/R) violations were reported.

While data completeness is clearly a serious issue, a detailed discussion of the data quality findings is beyond the scope of this document. The full report, 2006 Drinking Water Data Reliability Analysis and Action Plan is available online at http://www.epa.gov/safewater/databases/pdfs/report_data_datareliability_2006.pdf

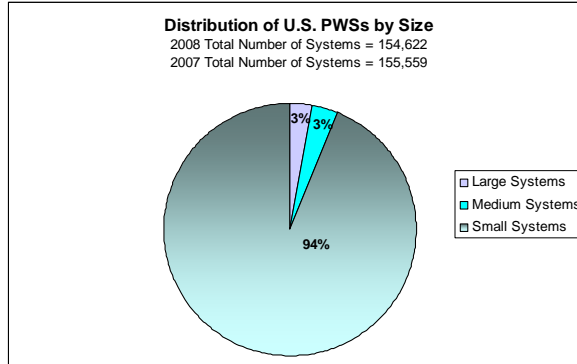
Based on the incompleteness of the violation data reported by states, EPA recognizes the findings in this report underestimate the actual level of noncompliance at PWSs in 2007 and 2008. EPA continues to work

with its state partners to identify and resolve problems that may have produced data discrepancies in the past and to ensure that complete and accurate documentation is available to help assess the safety of the nations' drinking water.

Part 1. Summary of Compliance and Enforcement at PWSs throughout the U.S., Including Tribally Owned and Operated PWSs

Inventory of Public Water Systems by Size

The number of systems operating in 2007 and 2008 varied slightly from 155,559 to 154,622, respectively. The proportion of small systems to the total number of systems remained the same, at 94% in both years.

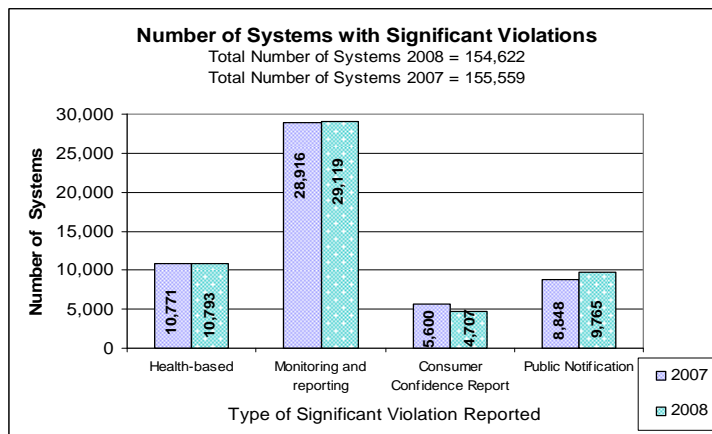


Small systems comprise the vast majority of all systems, but they serve just 13% of all users. Small systems include those serving communities with populations of 3,300 or fewer, as well as some non-community systems serving offices, hospitals, gas stations and parks. Large systems serve communities with populations of 10,000 or greater. These make up 3% of all systems but serve 78% of all users. Because 3% of systems are medium-sized and because they serve just 10% of users, they are not discussed separately in this report. Data on medium-sized systems are included in the discussion of large systems.

Systems with Significant Violations of Any Type

In 2008, 73% (112,454) of public water systems in the U.S., serving approximately 76% of the population, had no significant violation of any type (72% or 111,733 in 2007, serving approximately 77% of the population), as reported by primacy agencies. Please note that all references to populations served throughout this report are approximate, because most consumers receive drinking water from more than one system, i.e., at home, at work, at parks or commercial establishments, etc. Therefore, adding the number of users of all system types results in a number greater than the entire U.S. population.

The types of violations that were reported by the remaining 27% of systems are shown below.



Systems with Violations of Variances or Exemptions

Under Federal law, states and EPA can grant variances or exemptions to public water systems in limited circumstances allowing them to install alternative technology or giving them more time to meet a standard if public health is adequately protected in the interim. No violations of variances or exemptions were reported by the primacy agencies during 2007 or 2008.

Systems with Health-Based Violations

Health-based standards regulate contaminants that negatively impact human health even with limited exposure. Health-based standards include Maximum Contaminant Levels (MCLs) and Treatment Techniques (TTs). An MCL is the highest level of a contaminant that is allowed in drinking water. A TT is a required treatment process (such as filtration or disinfection) intended to prevent the occurrence of or deactivate a contaminant in drinking water. TTs are adopted where it is not economically or technologically feasible to monitor the level of a contaminant, such as microbes, where even single organisms that occur unpredictably or episodically can cause adverse health effects.

It is important to note that when a public water system violates a health-based standard, the consumers of that system may be at an increased risk of illness depending upon several factors including the type and concentration of the contaminant, and the duration and the magnitude of the exceedance. Systems that exceed MCLs are required to notify their consumers about the possibility of these increased health risks.

EPA tracks violations of the health-based standards in five categories:

- Chemical Contaminants – This category includes rules for organic, inorganic (except for lead and copper), and radioactive contaminants. Compliance with many organic and inorganic standards is determined on the basis of shared samples, with one missed sample resulting in a monitoring and reporting violation of many standards.
- Total Coliform Rule (TCR) -- Coliform bacteria are usually not a threat to humans, but their presence in drinking water can indicate a lapse in treatment and the possible presence of other, more dangerous microbes.
- Microbial Contaminants – These contaminants are addressed by the long term interim enhanced surface water treatment rule (LTIESWTR), surface water treatment rule (SWTR), interim enhanced surface water rule (IESWTR), and filter backwash recycling rule.
- Lead and Copper Rule (LCR).
- Disinfection By-Product Rule (DBPR).

Based on data reported by primacy agencies, 93% of systems (144,788 in 2007; 143,829 in 2008) had no violations of health-based standards. Conversely, 7% of systems had health-based violations. These systems served approximately 23.3 million users in 2007 and 20.6 million users in 2008.

Systems with Monitoring and Reporting Violations

If a system does not monitor the quality of its water, it is impossible for primacy agencies to know whether the system has violated a health-based requirement. For this reason, a system's failure to monitor and report is a significant violation that must be addressed and corrected.

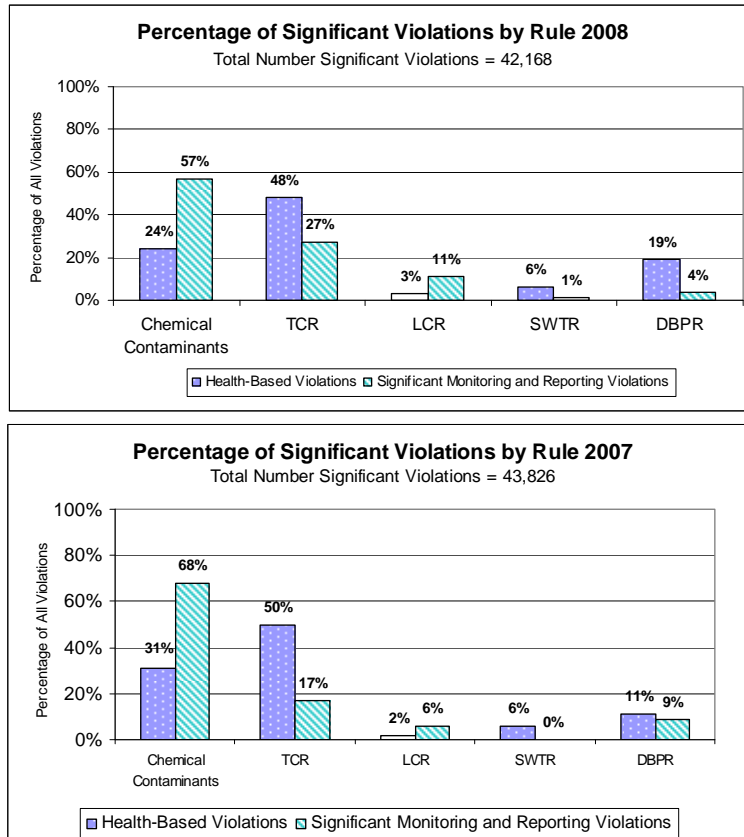
In both 2007 and 2008, about 19% of all public water systems had significant monitoring and reporting violations (29,119 systems in 2008; 28,916 in 2007). Over half of these systems had at least one violation of monitoring and reporting requirements of the Total Coliform Rule.

Significant Violations Reported Most Frequently

In 2008, primacy agencies reported 18,747 health-based violations (18,846 in 2007). In 2008, 48% of reported health-based violations were for the total coliform rule (TCR), making it the most frequently

reported health-based violation in 2008. Total coliform violations were also the most frequently reported health-based violation in 2007, at 50% of the total health-based violations.

In 2008, primacy agencies reported 125,961 significant monitoring and reporting violations. Monitoring and reporting violations for the chemical contaminant group were the most frequent monitoring and reporting violations in both 2007 and 2008, at 57% and 68%, respectively.



As context for the total number of violations occurring in a year, it is important to note that public water systems are subject to numerous rules and standards, depending on their size, type, and source of water. A large system may be required to sample as many as 480 times in one month under one rule, with the potential for 5760 health-based violations in a year for that rule at that one system. A small system may be required to sample just once a month under the same rule. Similarly, failure to take one required sample that is used to test for multiple contaminants results in separate monitoring and reporting violations for each contaminant.

State and EPA Response to Violations

Assistance

Primacy states and EPA engage in a variety of compliance, administrative, financial and technical assistance activities to help public water systems remain in and return to compliance. Examples include:

- Conducting on-site visits and sanitary surveys at public water systems (i.e., an on-site review of the water sources, facilities, equipment, operations, and maintenance to evaluate their adequacy in producing and distributing safe drinking water);
- Helping systems invest in preventive measures;
- Providing financial assistance for system improvements through the Drinking Water State Revolving

- Fund and other state funding programs;
- Reviewing water system plans and specifications;
- Conducting training sessions;
- Holding public information meetings;
- Lending specialized monitoring equipment; and
- Publishing information about training events and other educational opportunities.

Enforcement

When a drinking water violation is identified and compliance assistance does not return the violating system to compliance, EPA program implementation guidelines require the state to initiate an enforcement response as a condition of receiving EPA funding. Acceptable enforcement responses are defined in part by the Safe Drinking Water Act and in part by EPA guidance. They include a variety of escalating informal and formal actions as the state or EPA attempts to return a violating public water system to compliance as quickly as possible.

Generally, the primacy agency’s first responses to violations are informal actions such as reminder letters, warning letters, notices of violation, field visits, and telephone calls. In 2008, primacy agencies initiated 124,752 informal actions (109,076 in 2007).

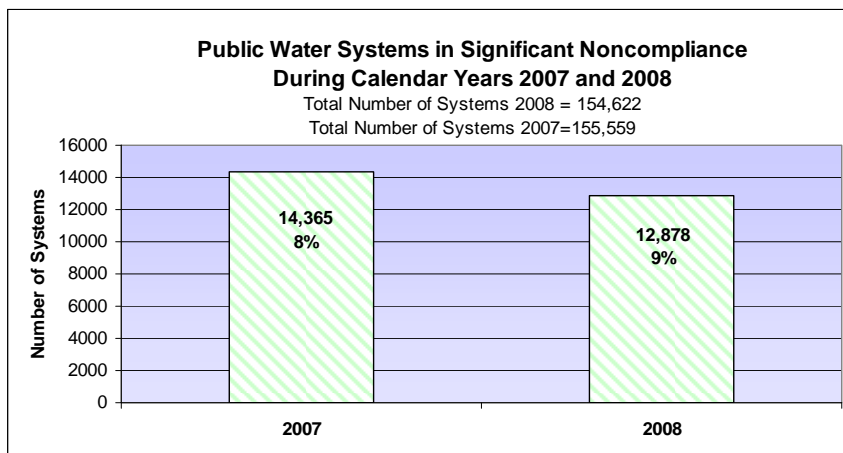
If a violation continues or recurs, the primacy agency must initiate a formal enforcement response that requires the violating public water system to return to compliance under an enforceable timetable. Formal enforcement responses include citations, administrative orders with or without penalties, civil referrals to state attorneys general or to the Department of Justice, filing criminal charges, and other sanctions.

If there is risk to public health, EPA and the state can issue emergency orders that require the public water system to immediately take action to protect public health and return the system to compliance.

Prioritization of Systems for Formal Enforcement

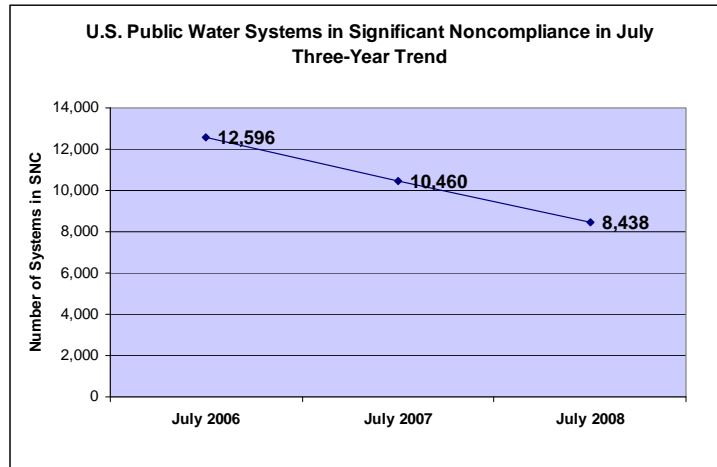
EPA guidance establishes a framework for prioritizing systems for formal enforcement to ensure that those with the most severe violations are addressed quickly. Most drinking water rules contain a specific definition of *significant noncompliance* (SNC) specific to that rule, i.e., the violations or combination of frequent or persistent violations that are considered the most serious. A system may be in significant noncompliance with more than one rule at the same time. Once a system is determined to be in significant noncompliance, the primacy agency or EPA must take formal enforcement action within six months.

- As indicated earlier in this report, data reported by primacy agencies indicated that 27% of systems had significant violations in 2008 (27% in 2007).
- EPA prioritized those systems to identify those in *significant noncompliance* and the highest priority for action by the primacy agency. EPA determined that 12,878 systems (approximately 8% of all systems) were in SNC at some time during calendar year 2008 (14,365, or 9% in 2007).

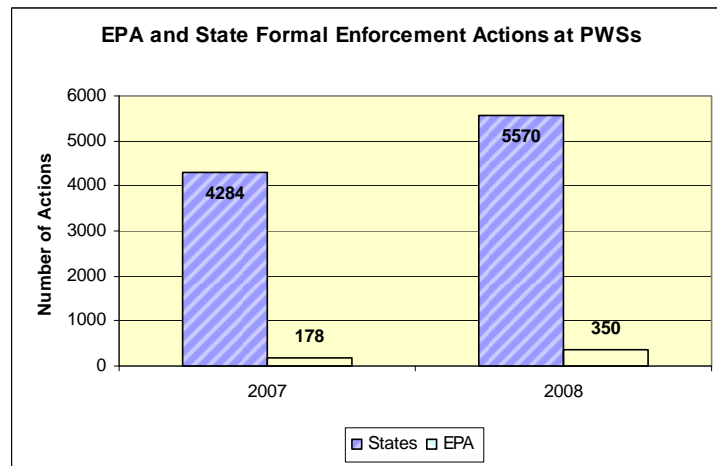


- Of the 8% of systems in SNC in 2008, over 91% were small systems.
- Of the 9% of systems in SNC in 2007, over 93% were small systems.

EPA continually monitors the number of systems in SNC in each state and in Indian country. Beginning in 2006, some but not all EPA regions addressed all significant noncompliance at a system simultaneously. Other regions continued to address significant noncompliance on a rule-by-rule basis with the result that a system could return to compliance with one rule but still be in significant noncompliance with others. Although this holistic approach was not adopted in all EPA regions until December 2009, the number of systems in SNC decreased from 12,596 systems in July 2006 to 8,438 in July 2008 (a 33% reduction). EPA fully expects the number of systems with significant noncompliance to continue this downward trend as all regions shift to this more holistic approach.



In 2008, primacy agencies initiated 5,875 formal enforcement actions in response to drinking water violations at public water systems in their jurisdictions (4,462 in 2007). The vast majority of these actions were taken by primacy states. EPA has primacy in Wyoming, the District of Columbia, and in Indian country, except for the Navajo Nation. EPA's actions were primarily in these areas where it has primacy. EPA has also initiated enforcement action in primacy states, often at a state's invitation.



Not all significant noncompliance requires formal enforcement actions. Some systems return to compliance on their own without the need for enforcement. Further, EPA guidance allows primacy

agencies to address a system's violations with informal actions before proceeding to formal enforcement if the violation remains uncorrected. Enforcement actions often address multiple violations at the same system. Finally, enforcement actions initiated in one year may address violations that first occurred in the previous year.

Part 2. Summary of Compliance and Enforcement at Tribally Owned and Operated PWSs

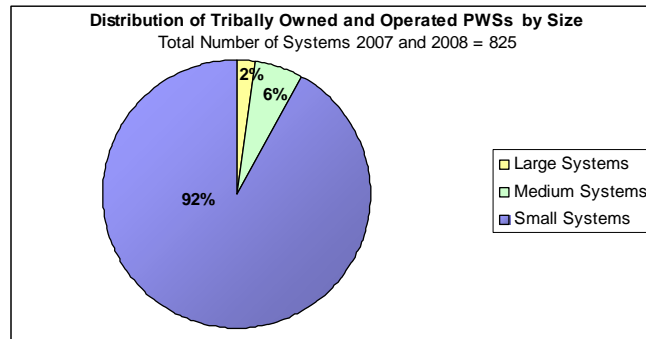
Implementation of SDWA in Indian Country

Tribes may apply for eligibility to receive primary enforcement authority (known as primacy) to administer the drinking water program provided they meet the requirements of Sections 1413 and 1451 of the Safe Drinking Water Act (SDWA). As of 2008, only the Navajo Nation had received primacy for most public water systems on the Navajo Reservation. EPA administers the drinking water program in the rest of Indian country.

Compliance figures for Alaska Native Villages outside of Indian country are not included in this section of the report. The Alaska Native Villages are not federally recognized tribes, therefore, the state acts as the primacy agency in reporting violations. Similarly, compliance figures for 18 public water systems in Indian country located in Oklahoma are not included in this section of the report. In the case of the 18 Oklahoma systems, the state acts as the primacy agency for these federally recognized tribal systems. Most of the Indian population in Oklahoma is served by public water systems not sited on tribal trust land. For those systems located on trust land who request to be regulated by EPA, Region 6 is the primacy agency for reporting purposes. In cases where the state retains primacy, this information is found in the state reports for Alaska and Oklahoma, respectively. The state reports do not, however, contain separate information on these public water systems.

Inventory of Public Water Systems by Size

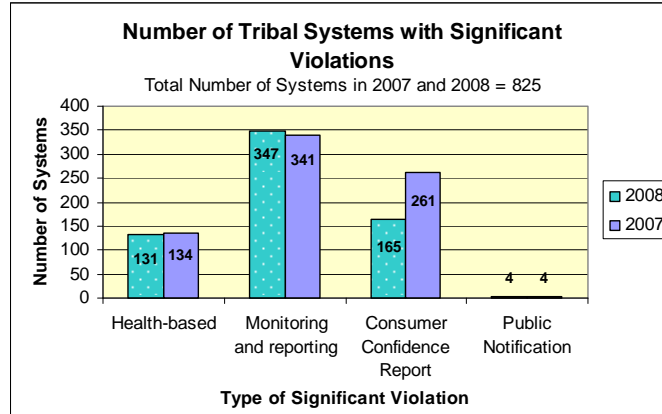
The number of tribally-owned and operated systems (hereafter referred to as tribal systems) operating in Indian country in 2007 and 2008 remained constant at 825. Small systems comprise 92% of all systems in Indian country. These small systems served approximately 40% of the people who received water from public water systems. This is in contrast to the U.S. as a whole including Indian country, where small systems comprise 94% of all systems and serve approximately 13% of all users. Nationally, a larger percentage of small systems have violations when compared to larger systems, and small tribal PWSs have more violations than small non-tribal PWSs. Thus, users of tribal PWSs are disproportionately affected by noncompliance challenges shared by small systems.



Systems with Significant Violations of Any Type

In 2008, primacy agencies reported that 45% or 371 of the 825 tribal public water systems, serving approximately 565,000 users, had no significant violation of any type (37% or 309 in 2007).

The types of violations reported by the remaining 55% of systems (63% of systems in 2007) are shown below.



Systems with Violations of Variances or Exemptions

No violations of variances or exemptions were reported by the primacy agencies for tribal PWSs during 2007 or 2008.

Systems with Health-Based Violations

Sixteen percent of tribal systems had health-based violations in both 2007 and 2008. These systems served 193,700 or 19% of users in 2008, and 178,744 or 18% of users in 2007.

Systems with Significant Monitoring and Reporting Violations

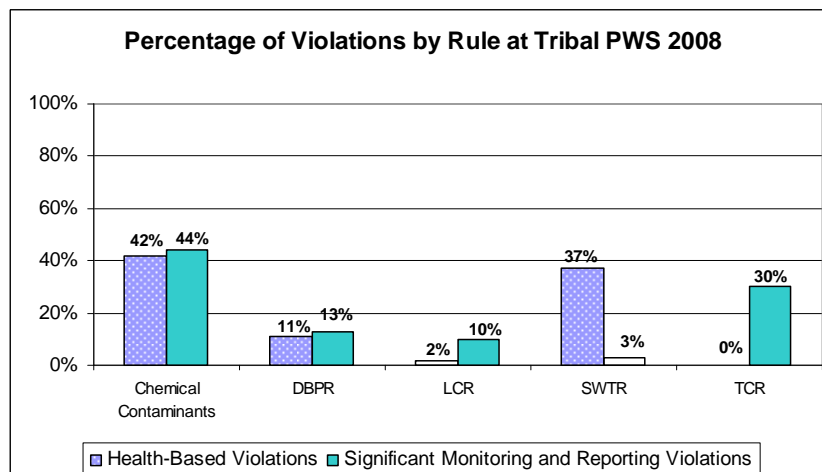
If a system did not monitor the quality of its water, it is impossible to know if it has violated health-based requirements. For this reason, a system's significant failure to monitor and report is a major violation that must be addressed and corrected.

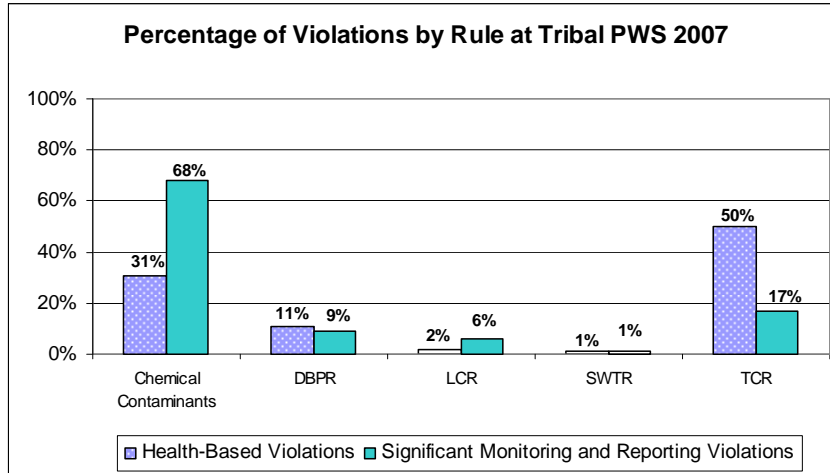
In 2008, 347 tribal systems (42%) had significant monitoring and reporting violations (41% in 2007).

Significant Violations Reported Most Frequently

The most frequently reported violation among all tribal systems in both 2007 and 2008 was monitoring and reporting under the Chemical Contaminant group.

In 2008, exceedances of the MCL for the Chemical Contaminant group were the most frequently violated health-based standards, making up 42% of all health-based violations. Exceedance of the MCL for the Total Coliform Rule was the most frequently-violated health-based standard in 2007, accounting for 50% of all health-based violations.





EPA Response to Violations

EPA’s Office of Enforcement and Compliance Assurance identified tribal public water system compliance a national priority in fiscal year 2005. In 2007/2008, EPA continued to devote significant financial and staff resources to improve compliance with SDWA and implementing regulations at tribal PWSs.

Compliance Assistance

EPA’s tribal compliance assistance program is designed to help maintain compliance with the SDWA. EPA works in partnership with utility managers, operators, other tribal environmental staff, and tribal elected officials to provide safe, clean drinking water to tribe members.

EPA provides compliance assistance to tribal officials through training sessions, newsletters, telephone support, and system visits. EPA and/or its agents provide on-site assistance to assess current compliance status, develop monitoring schedules and compliance plans, and conduct sanitary surveys.

EPA coordinates many of these activities with other federal agencies, including the Indian Health Service and the Bureau of Reclamation. In addition, non-governmental organizations and inter-tribal consortia, including the Native American Water Association, the Rural Water Association, and the Rural Community Assistance Corporation, work with EPA and the tribal water system officials to meet the SDWA requirements.

Enforcement

When a tribal public water system fails to meet the requirements of the SDWA and implementing regulations, EPA tries to return the system to compliance using compliance assistance. Enforcement actions are taken only if compliance assistance does not remedy the violation or an emergency action is required to immediately protect public health.

If an enforcement action is appropriate, EPA can initiate administrative orders, including emergency administrative orders, and refer civil and criminal cases to the Department of Justice. The "[EPA Policy for the Administration of Environmental Programs on Indian Reservations](#)" (EPA Indian Policy, 11/8/84) and the "[Guidance on the Enforcement Principles Outlined in the 1984 Indian Policy](#)" (EPA Enforcement Principles) guide the Agency's approach to bringing civil administrative or judicial enforcement actions in Indian country.

Prioritization of Systems for Formal Enforcement

EPA generally designates a public water system to be in significant noncompliance (SNC) if the system has serious, frequent or persistent violations for a specific regulation that may pose a threat to public health. This enables the states and EPA to prioritize enforcement resources to ensure that the most severe violations are addressed first. A system can be designated as SNC if it has a poor monitoring & reporting history, even if there are no reported health-based violations.

- Of the 825 tribally owned and operated public water systems, EPA determined that 298 systems (approximately 36%) were in significant noncompliance with one or more drinking water standards in calendar year 2008 (399 systems or 48% in 2007).
- In 2008, 95% of these systems were small systems (94% in 2007).
- In 2008, EPA took 15 formal enforcement actions (3 in 2007).

It is important to note that not all significant noncompliance requires formal enforcement actions. Some systems return to compliance on their own without the need for enforcement. Further, EPA guidance allows primacy agencies to address a system's violations with compliance, managerial or technical assistance, or informal enforcement actions before proceeding to formal enforcement if the violation remains uncorrected. Enforcement actions often address multiple violations at the same system.

Financial Assistance to Tribal PWSs

EPA provides financial assistance to public water systems in Indian country to help build tribal capacity to operate and maintain systems in compliance with SDWA. Capacity building is a long-term solution that includes providing financial, administrative, and technical assistance as they develop their environmental programs. EPA's Indian General Assistance Program provides grants to plan, develop, and establish environmental protection programs, including drinking water programs.

EPA also distributes funds for specific drinking water program priorities. EPA set aside \$6,278,500 in FY2008 for activities to support Tribal Public Water System Supervision (PWSS) Programs (\$6,325,500 in FY2007). EPA uses these funds to operate the PWSS program in Indian country. The Navajo Nation, as a program with primacy, also received financial support from PWSS funds. These funds are used to implement the PWSS program, including activities such as:

- Improving capacity at tribal drinking water systems source water and wellhead protection projects;
- Completing source water assessments;
- Providing training to tribal operators;
- Compiling and analyzing compliance information; and
- Responding to violations.

EPA also distributes funds to improve the infrastructure of water systems to achieve compliance. Each year, 1.5% of the appropriation for the national Drinking Water State Revolving Fund program is set aside for American Indian communities and Alaska Native Villages. The FY 2008 set-aside amounted to \$12,435,000 (\$12,652,000 in FY2007). These funds are used for:

- Distribution system improvements;
- Community water system extensions;
- Replacement of water mains;
- Adding new wells;
- Treatment improvements;
- Construction of new pumphouses; and
- Consolidation of systems to leverage resources and achieve economies of scale.

Finally, through cooperative agreements with other Federal agencies, small tribal public water systems receive information on training and technical assistance, wellhead and ground water protection, and source water protection.

Part 3. Conclusions and Recommendations

Based on the incompleteness of the violation data reported by primacy agencies, EPA recognizes the findings in this report underestimate the actual level of noncompliance at PWSs in 2007 and 2008.

Compliance and Enforcement at PWSs in U.S.

Small systems comprise the vast majority of systems with significant violations as well as those prioritized by EPA as being in significant noncompliance. Nationally, small systems serve 13% of all users. In Indian country, small tribal systems serve 40% of users.

The data submitted by primacy agencies indicate that 7% of public water systems had violations of health-based standards in 2007 and 2008.

In both 2007 and 2008, about 19% of all public water systems had significant monitoring and reporting violations (29,119 systems in 2008; 28,916 in 2007).

The most frequently occurring violations in 2007 and 2008 were under the Total Coliform Rule, including exceedance of the MCL and violation of monitoring and reporting requirements.

Compliance and Enforcement in Indian Country

EPA regions reported that 16% of tribally owned and operated public water systems had health-based violations in both 2007 and 2008 (131 and 134 systems, respectively).

EPA regions reported that 42% of tribal systems had significant monitoring and reporting violations in 2008 (41% in 2007). This is of concern because if a system does not monitor and report on the quality of its water, it is impossible to know if there are health-based violations.

The most frequently occurring violation in 2007 and 2008 was monitoring and reporting under the Chemical Contaminant Group.

Recommendations

1. *Improve Compliance Rates*

States and EPA should continue working together to return violating systems to compliance, as efficiently and effectively as possible. Pursuing the more holistic systems-based approach to addressing noncompliance in all regions and states should help to improve performance among public water systems and government.

2. *Improve Data Quality*

Without accurate and complete data from primacy agencies, EPA cannot fulfill its oversight responsibility to fully assess the state of compliance at the nation's public water systems. At the same time, complete and accurate information is not available to the public. For these reasons, data quality improvement must remain a high priority for EPA and the states.

EPA, states, and drinking water stakeholders should continue to work cooperatively to improve the quality of the compliance data. More remains to be done to achieve 100% accurate, complete, and timely information.

EPA's current data quality goal is set at 90% even though it is ultimately EPA's expectation that we will achieve 100% in the future. Some of the next steps EPA, states, and the drinking water stakeholders have agreed to undertake include:

- Streamlining data reporting and reducing rule complexity;
- Conducting more training to ensure regulatory staff can accurately determine compliance with drinking water rules and data entry staff can upload complete and accurate data to SDWIS/FED;
- Encouraging states to issue annual reminders to water systems of their compliance monitoring schedules;
- Providing states with individual, prioritized recommendations for improving their data quality;

- Performing more frequent data verification audits;
- Calculating estimates for SDWIS/FED data quality every three years, or more frequently if data from a sufficient number of data verifications are available;
- Negotiating grant conditions with several states to encourage them to follow quality assurance/quality control plans for drinking water violation data reported to EPA and address the differences in interpretation of the regulation; and
- Working with all states to implement the EPA Order 5360.1 A2 dealing with requirements for quality management systems.

3. *Maintain Oversight of State and EPA Programs*

EPA regions continue to work with states to evaluate how well public water systems comply with the rules and whether enforcement actions are protecting public health.

In December, 2009, EPA issued a revised SDWA Enforcement Response Policy to regions and states. The revised policy includes a formula for prioritizing systems in significant noncompliance for formal enforcement action to ensure that the most important problems are addressed in a timely and appropriate manner. The policy establishes a timeframe within which regions and states are asked to address all significant noncompliance at a system at once, rather than on a rule-by-rule basis. This approach, developed in partnership with regions and states, has been implemented on an ad hoc basis for several years, and has been successful in reducing the number of systems with unaddressed significant noncompliance. Given the potential lag time between identification of noncompliance and the subsequent return to compliance, compliance data may not reflect results of implementing this new policy for one or two years.

4. *Capacity Development for Small Systems*

EPA recognizes the challenges facing small drinking water systems serving 3,300 or fewer users, and provides tools and assistance for capacity development, which refers to the technical, financial and managerial capacity of a system to provide safe drinking water. The capacity development program also provides information about treatment technology options for small systems. Examples of EPA's capacity development include:

- EPA provides funding to support eight technology assistance centers that help small systems with training, technical assistance, and technology demonstrations.
- States and EPA help promote compliance with existing drinking water requirements by conducting numerous assistance activities, such as on-site visits and the distribution of easy-to-read guides and checklists.
- EPA funding established and maintains the Local Government Environmental Assistance Network (LGEAN), a source of free information on current and developing SDWA requirements (as well as technical assistance, peer counseling, and financial guidance). LGEAN can be accessed on the internet at www.lgean.org or by calling toll-free 1-877- TO-LGEAN (865-4326).
- EPA established and maintains the Financing for Environmental Compliance website to provide financial and technical assistance resources to help communities create a plan to finance environmental capital assets. The website can be accessed at: <http://www.epa.gov/compliance/assistance/financing>
- EPA has developed sets of tools that will assist small systems with implementing drinking water regulations and managing their systems while still providing adequate public health protection. The tools can be accessed at <http://www.epa.gov/safewater/cupss/index.html>.

5. *Enforcement*

- The states and EPA are pursuing enforcement actions against violating public water systems both to deter violations and to ensure public health protection.
- The Office of Enforcement and Compliance Assurance has made compliance at tribal public water systems a national priority since 2005. As a part of this effort, EPA has worked closely with tribal governments, utility managers and water system operators with particular emphasis on compliance with microbial rules and standards for nitrates.

- EPA in December 2009 issued a revised enforcement response policy that clarifies state and federal roles and responsibilities, timeframes, and mechanisms for returning violating systems to compliance (described above under “3. Maintain Oversight of State and EPA Programs”). Simultaneously, EPA began using a scoring formula for prioritizing violating systems for formal enforcement based on weighted factors, such as type of violation, duration of noncompliance, and repeat offenses. This tool is expected to ensure that enforcement resources are directed to noncompliant systems where they will have greatest impact on protecting public health.

Appendix A Glossary of Terms

Administrative Order

Formal enforcement actions issued by EPA or a State requiring action to address noncompliance at a public water system, usually by means of a compliance schedule with enforceable milestone dates.

Chemical Rules

Refers collectively to regulations that protect the public from unsafe levels of organic chemicals, inorganic chemicals (including lead and copper), and radioactivity in drinking water.

Community Water System

A public water system that serves at least 15 service connections used by year-round residents or regularly serves at least 25 year-round residents (e.g., homes, apartments and condominiums that are occupied year-round as primary residences).

Consumer Confidence Rule (CCR)

Requires community water systems to prepare and provide to their customers annual consumer confidence reports on the quality of the water delivered by the systems.

Disinfection/Disinfectant By Product Rule (DBPR)

Applies to community water systems and nontransient non-community systems, including those serving fewer than 10,000 people, that add a disinfectant to the drinking water during any part of the treatment process. The Stage 1 DBPR specifically addresses risks associated with disinfectants and disinfectant byproducts. This rule was published concurrently with the Interim Enhanced Surface Water Treatment Rule (IESWTR), which addresses control of microbial pathogens.

Federally-recognized Indian Tribe

An Indian tribe, band, nation, pueblo, community, or Alaska Native Village that the Secretary of the Interior acknowledges to exist as an Indian tribe pursuant to the Federally Recognized Indian Tribe List Act of 1994, 25 U.S.C. Section 479a. Maintained by the Department of the Interior, the list of federally-recognized tribes is updated periodically and published in the Federal Register. The latest list of federally-recognized Indian tribes is available at 74 Federal Register (FR) 40218 (August 11, 2009).

Health-based Violation

A violation of either a Maximum Contaminant Level or a Treatment Technique requirement.

Interim Enhanced Surface Water Treatment Rule (IESWTR)

Applies to systems using surface water, or ground water under the direct influence of surface water, that serve more than 10,000 persons. The rule also includes provisions for states to conduct sanitary surveys for surface water systems regardless of system size.

Large System

A public water system that serves more than 10,000 people.

Lead and Copper Rule (LCR)

Requires a public water system to take steps to minimize the risk of exposure to lead and copper in drinking water by monitoring for these contaminants, installing corrosion control where required, and, where necessary, educating the public about ways to reduce exposure. A system may also be required to treat its source water or replace lead service lines.

Maximum Contaminant Level

The maximum permissible level of a contaminant in water delivered to any user of a public water system.

Monitoring and Reporting Violation

Refers to either a violation of a monitoring and reporting schedule or violation of contaminant-specific minimum testing schedules and operational reporting requirements. Those monitoring and reporting violations considered “significant” for the purposes of the state and national public water system compliance reports are described below in Table A-1.

Non-transient Non-community Water System

A non-community public water system that regularly serves at least 25 of the same persons over six months per year. A typical example of a non-transient non-community water system is a school or an office building that has its own water source, such as a drinking water well.

Primacy

The Safe Drinking Water Act requires EPA, States, and Tribes to work as partners to ensure delivery of safe drinking water to the public. Any State or Indian Tribe can request responsibility for operation and oversight of the drinking water program within its borders. In order to receive this responsibility (called “primary enforcement authority” or “primacy”), a State or Tribe must show that, among other things, it has adopted drinking water regulations that are at least as stringent as Federal regulations, and demonstrate its capacity both to enforce those regulations and to implement other activities necessary to ensure compliance.

In the absence of State or Tribal primacy, EPA assumes responsibility for administering the drinking water program for that area. Of the 56 eligible States (defined to include Commonwealths, Territories, and the District of Columbia), all but Wyoming and the District of Columbia have primacy. During calendar year 2001, the EPA Regional Offices administered the drinking water program within these two jurisdictions and on all Tribal lands, except for the Navajo Nation.

Public Water System (PWS)

A system for the provision to the public of water for human consumption through pipes or other constructed conveyances, if such system has at least 15 service connections or regularly serves at least 25 individuals at least 60 days out of the year. A public water system can be either a community water system, a non-transient noncommunity water system, or a transient noncommunity water system.

Radionuclides

Radioactive particles, such as radium-226, radium-228, gross alpha, and beta particle/photon radioactivity, can occur naturally in water or may result from human activity. EPA has established MCLs for uranium, beta/photon emitters, alpha emitters, and combined radium 226/228.

Small Systems

Public water systems that serve no more than 3,300 people.

Surface Water Treatment Rule (SWTR)

The Surface Water Treatment Rule requires a public water system served by surface water or by ground water under the influence of surface water to take steps (such as disinfection, filtration followed by disinfection, or watershed control) to reduce potential exposure to microbiological contamination.

Total Coliform Rule (TCR)

Establishes limits on coliform bacteria in water distribution systems. Although coliform bacteria, which are found in decaying organic material and in the intestinal tract of humans and animals, are usually not harmful to human health, their presence may indicate the presence of other, more dangerous microbial contamination.

Transient Non-community Water System

A non-community water system that regularly serves at least 25 people (but not the same 25) over six months per year. A typical example is a campground or a highway rest stop that has its own water source, such as a drinking water well.

Treatment Technique

In cases where EPA has determined it is not technically or economically feasible to establish an MCL, the Agency can instead specify a treatment technique. These are treatment methods required by EPA to minimize the level of a contaminant in drinking water.

Variances and Exemptions

A public water system that cannot comply with a drinking water standard because of poor source water quality, or, in the case of small systems, inadequate financial resources, can be granted a variance to comply with less stringent, but still protective standards based on a specific EPA-approved technology available to the system. An exemption allows a PWS with compelling circumstances (including economic considerations) additional time to achieve compliance with applicable SDWA requirements, so long as public health is adequately protected.

TABLE A-1: SIGNIFICANT MONITORING VIOLATIONS FOR ANNUAL STATE PUBLIC WATER SYSTEM REPORTS

Rule	Violation Type	Description	SDWIS Violation Code¹	SDWIS Contaminant Code
Total Coliform Rule	Major routine	No samples collected during a compliance period	23	3100
	Major repeat	No follow-up samples collected after a positive total coliform sample or no speciation	25	3100
Surface Water Treatment Rule	Major (filtered)	Collected less than 90% of samples required during a compliance period	36	200
	Major (unfiltered)	Collected less than 90% of samples required during a compliance period	31	200
Interim Enhanced Surface Water Treatment Rule/ Long Term 1	Major	Failure to produce and/or report to State individual filter profile within 7 days of exceedance (>0.5 NT U in 2 consecutive measurements taken 15 minutes apart).	29	300
	Major	Failure to produce and/or report to State individual filter profile within 7 days of exceedance (>1.0 NT U in 2 consecutive measurements taken 15 minutes apart).		
	Major	Failure to conduct and/or report to State a self-assessment of an individual filter within 14 days of exceedance (>1.0 NTU in 2 consecutive measurements taken 15 minutes apart in each of 3 consecutive months).		
	Major	Failure to have a CPE conducted by State or third party no later than 30 days after exceedance (>2.0 NTU in 2 consecutive measurements taken 15 minutes apart in 2 consecutive months) and have the CPE completed and submitted to the State no later than 90 days following the exceedance.		
	Major	Failure to collect and report at least 90 percent of required samples.	38	
	Major	Failure to report that the system has conducted all individual filter monitoring to State within 10 days after the end of each month.		
	Major	Failure to report that the system has exceeded 1 NTU (or maximum set by State) in representative samples by end of next business day.		
	N/A	Failure to maintain the results of individual filter monitoring for at least 3 years.	9	
Lead and Copper Rule	Initial lead and copper tap	Either failed to collect the initial tap samples, and then failed to correct that omission within a) 3 months for large systems, b) 6 months for medium systems, or c) 12 months for small systems; or failed to submit the associated report	51	5000
	Follow-up or routine lead and copper tap	Failed to collect 1 or more required samples	52	5000
Stage 1 Disinfection Byproducts	Regular monitoring	Failed to collect any required samples	27	By contaminant

TABLE A-1: SIGNIFICANT MONITORING VIOLATIONS FOR ANNUAL STATE PUBLIC WATER SYSTEM REPORTS

C h e m	Phase I, II, IIB, and V Rules	Regular monitoring	Failed to collect any required samples ²	03, 04	By contaminant
	Radionuclides	Regular monitoring	Failed to collect any required samples	03, 04	4000, 4100, 4010, 4006, 4101, 4102, 4174

- 1 EPA's Safe Drinking Water Information System (SDWIS/FED) makes no distinction between the sampling violations and the reporting violations associated with a sample collection requirement. Both violations are reported under the same violation code.
- 2 Failure to collect "any required sample" means none of the required samples were collected.

**TABLE A-2: SUMMARY OF DRINKING WATER REGULATIONS FOR
PUBLIC WATER SYSTEMS DURING 2008**

Applicability of Regulations			
Contaminant/Rule	Community Water Systems	Non-Transient Non-Community Water Systems	Transient Non-Community Water Systems
Organic Contaminants	All	All (Note: acrylamide and epichlorohydrin do not have MCLs and only have treatment techniques)	None
Total Trihalomethanes Contaminants (TTHM)	All PWS, using surface water or ground water under the direct influence of surface water (GWUDI), which disinfect their water (a.k.a. Subpart H systems)	All PWS, using surface water or GWUDI, which disinfect their water (a.k.a. Subpart H systems)	All PWS, using surface water or GWUDI, which disinfect their water (a.k.a. Subpart H systems)
Inorganic Contaminants (IOCs)	All	Prior to the 2001 Arsenic Rule, all IOCs except for arsenic. After the 2001 Arsenic Rule all IOCs.	None
Nitrate and Nitrite Contaminants	All	All	All
Radionuclides Contaminants	All	None	None
Total Coliform Rule	All	All	All
Surface Water Treatment	Some Only PWS using surface water or GWUDI	Some Only PWS using surface water or GWUDI	Some Only PWS using surface water or GWUDI
Lead and Copper Rule	All	All	None
Interim Enhanced Surface Water Treatment Rule	For sanitary surveys all PWS using surface water or GWUDI; for other requirements those systems serving 10,000 or more people	For sanitary surveys all PWS using surface water or GWUDI; for other requirements those systems serving 10,000 or more people	For sanitary surveys all PWS using surface water or GWUDI; for other requirements those systems serving 10,000 or more people
Stage 1 Disinfectant/Disinfection By-Product Rule	All PWS adding a disinfectant to the drinking water	All PWS adding disinfectant to the drinking water	Those PWS using chlorine dioxide
Filter Backwash Recycling Rule	Conventional or direct filtration PWS using surface water or GWUDI and recycle spent filter backwash, thickener supernatant, or liquids from dewatering processes	Conventional or direct filtration PWS using surface water or GWUDI and recycle spent filter backwash, thickener supernatant, or liquids from dewatering processes	Conventional or direct filtration PWS using surface water or GWUDI and recycle spent filter backwash, thickener supernatant, or liquids from dewatering processes
Public Notification	All	All	All
Consumer Confidence Rule	All	None	None

Appendix B Summaries of State Annual Compliance Reports

Contents

Alabama	B-7	Montana	B-35
Alaska	B-8	Nebraska	B-36
American Samoa	B-9	Nevada	B-37
Arizona.....	B-10	New Hampshire	B-38
Arkansas.....	B-11	New Jersey	B-39
California	B-12	New Mexico	B-40
Colorado	B-13	New York	B-41
Connecticut	B-14	North Carolina	B-42
Delaware	B-15	North Dakota	B-43
District of Columbia	B-16	Northern Mariana Islands	B-44
Florida	B-17	Ohio	B-45
Georgia	B-18	Oklahoma	B-46
Guam	B-19	Oregon	B-47
Hawaii	B-20	Pennsylvania	B-48
Idaho	B-21	Puerto Rico	B-49
Illinois	B-22	Rhode Island	B-50
Indiana	B-23	South Carolina	B-51
Iowa	B-24	South Dakota	B-52
Kansas	B-25	Tennessee	B-53
Kentucky	B-26	Texas	B-54
Louisiana	B-27	Utah	B-55
Maine	B-28	Vermont	B-56
Maryland	B-29	Virgin Islands	B-57
Massachusetts	B-30	Virginia	B-58
Michigan	B-31	Washington	B-59
Minnesota	B-32	West Virginia	B-60
Mississippi	B-33	Wisconsin	B-61
Missouri	B-34	Wyoming	B-62

This Appendix presents a summary of each state report in a standardized format. The format includes an overall summary of the violations data specified in Section 1414 of the 1996 Safe Drinking Water Act (SDWA) Amendments (i.e., violations with respect to maximum contaminant levels (MCLs), treatment technique violations, significant monitoring and reporting requirements, significant notification violations, and variances and exemptions).

This Appendix summarizes the data reported by the States, but does not interpret it. Therefore, other factors must be taken into account before drawing conclusions about a State program. For example, public water systems are required to report all violations to the State, but State drinking water programs vary in the regulations they choose to emphasize. A State that decided to focus attention and resources on one particular rule may have discovered and reported many more violations of that rule than a State that chose to focus on a different rule. A disproportionate number of violations in a State could also indicate that the State needs to work with its public water systems to improve their compliance. Readers are cautioned to view the violations data provided in the State summaries within the context of each State and its individual drinking water program.

In 2007, EPA received State Public Water System Compliance Reports from 50 of the 57 primacy states, Commonwealths, Territories, and tribes. As in past years, American Samoa, Guam, and the Northern Mariana Islands did not submit reports, and, with limited exceptions, did not supply information to SDWIS/FED. EPA did not receive a report from Florida, Idaho, Louisiana, and New Jersey. Appendix B supplies what information is available in SDWIS/FED to indicate violations at public water systems in the areas that did not submit compliance reports in 2007.

EPA prepared reports for the District of Columbia and Wyoming, which did not have primary enforcement responsibility for drinking water in calendar year 2007 or 2008.

Violations for 2007 and 2008

EPA summarizes the number of MCL/MDRL, treatment technique, and significant monitoring and reporting violations¹ reported by each state in six categories:

- Violations of chemical contaminant requirements²
- Violations of the Total Coliform Rule
- Violations of the Surface Water Treatment Rule, Surface Water Treatment Rule, Interim Enhanced Surface Water Treatment Rule, Long Term Enhanced Surface Water Treatment Rule, and Filter Backwash Recycling Rule
- Violations of the Lead and Copper Rule

² MCL and significant monitoring violations for organic, inorganic, total trihalomethane (TTHM), nitrate and nitrite, and radionuclide contaminants. A comprehensive definition of significant monitoring and reporting violations including exceptions to the definition for the Total Coliform Rule and Lead and Copper Rule appears in Appendix A.

- Significant Notification or Consumer Confidence Rule Violation
- Violations of the Disinfection/Disinfectant Byproducts Rule

EPA summarizes the numbers of individual public water systems in violation in each of these five categories, as reported by the state. If a state's report did not include information in a category, EPA's summary notes the omission.

2007 and 2008 Totals

EPA also summarizes the total number of systems in each state, the total number of significant violations reported, and the total number of PWSs in violation, if the state reported this information. When states did not provide information on the total number of public water systems, EPA supplied that information from the SDWIS/FED.

Systems in Violation

Systems in Violation is defined as the number of different systems with a reported violation of this type. Some states counted a system with multiple violations or violations in more than one category as one violating system. Other states counted a violating system each time it had a violation, or once for each of the regulatory categories in which it had a violation. If EPA's review of a state's report indicated some violating systems were counted more than once, an asterisk notes that the state's number possibly over counts violating systems

Variances and Exemptions

No states reported a violation of a variance or exemption in 2007 or 2008.

Where to Obtain the 2007/2008 Annual Public Water Systems Report

If a state's report includes information on how to obtain a copy of the report, that information is provided on the state summary page in this Appendix.

Table B-1: Summary of Elements Reported in the 2007 State Reports

State	Submitted Report	Reported on Violation Categories				Reported on V/E	Provided Inventory Information	Identified Size and Type of Violating Systems	Discussed Compliance and Enforcement Responses	Identified Each System with MCL and TT Violations	Provided Information to Public on Availability	Provided Additional Information ¹
		CCR	MCL	M/R	TT							
Alabama	x	x			x		x		x	x		x
Alaska	x	x	x	x	x	x	x	x	x	x	x	x
American Samoa	REPORT NOT SUBMITTED											
Arizona	x	x	x	x	x							
Arkansas	x	x	x	x	x	x	x	x	x	x	x	x
California	x	x	x	x	x	x	x		x	x	x	x
Colorado	x	x	x	x	x	x	x			x	x	x
Connecticut	x	x	x			x	x	x	x	x	x	x
Delaware	x	x	x	x	x		x		x	x	x	x
District of Columbia	x	x	x	x	x	x	x	x				
Florida	REPORT NOT SUBMITTED											
Georgia	x	x	x	x	x	x					x	x
Guam	REPORT NOT SUBMITTED											
Hawaii	x	x	x	x	x	x	x			x	x	x
Idaho	REPORT NOT SUBMITTED											
Illinois	x	x	x	x	x	x	x		x	x	x	x
Indiana	x	x	x	x	x	x	x	x		x	x	x
Iowa	x	x	x	x	x	x	x	x	x	x	x	x
Kansas	x	x	x	x	x	x	x		x	x	x	x
Kentucky	x	x	x	x	x			x	x	x	x	x
Louisiana	REPORT NOT SUBMITTED											
Maine	x	x	x	x			x			x		x
Maryland	x	x	x	x	x	x	x		x		x	x
Massachusetts	x	x	x	x	x			x	x	x		x
Michigan	x	x	x	x	x	x	x			x	x	x
Minnesota	x	x	x	x	x		x		x	x	x	x
Mississippi	x	x	x	x	x							
Missouri	x	x	x	x	x		x		x	x	x	x
Montana	x	x	x	x	x						x	
Nebraska	x	x	x	x	x	x	x		x		x	x
Nevada	x	x	x	x	x		x	x		x	x	x
New Hampshire	x					x	x	x	x	x	x	x
New Jersey	REPORT NOT SUBMITTED											
New Mexico	x	x	x	x	x	x	x		x		x	x
New York	x		x	x	x	x	x		x	x	x	x
North Carolina	x	x	x	x	x	x	x				x	x
North Dakota	x	x	x	x	x	x	x			x	x	x
Northern Mariana Islands	REPORT NOT SUBMITTED											
Ohio	x	x	x	x	x		x	x	x	x	x	x
Oklahoma	x	x	x	x	x		x		x	x	x	x
Oregon	x	x	x	x	x			x	x	x		
Pennsylvania	x	x	x	x	x	x	x	x	x	x	x	x

Table B-1: Summary of Elements Reported in the 2007 State Reports

Puerto Rico	x	x	x	x	x	x	x			x	x	x
Rhode Island	x	x	x	x	x		x			x		x
South Carolina	x	x	x	x	x	x	x		x	x	x	x
South Dakota	x	x	x	x	x	x	x				x	x
Tennessee	x	x	x	x	x	x	x		x	x		x
Texas	x	x	x	x		x	x	x	x	x		x
Utah	x	x	x	x	x						x	
Vermont	x	x	x	x	x	x	x	x	x	x	x	x
Virgin Islands	x	x				x	x			x	x	x
Virginia	x	x	x	x	x		x				x	x
Washington	x	x				x	x	x	x	x	x	x
West Virginia	x	x	x	x	x	x	x		x		x	x
Wisconsin	x	x	x	x	x		x		x		x	x
Wyoming	x	x	x	x		x	x			x	x	x

1. An "x" in this column indicates the state submitted more information in its report than the minimum EPA recommends in guidance.

Table B-2: Summary of Elements Reported in the 2008 State Reports

State	Submitted Report	Reported on Violation Categories				Reported on V/E	Provided Inventory Information	Identified Size and Type of Violating Systems	Discussed Compliance and Enforcement Responses	Identified Each System with MCL and TT Violations	Provided Information to Public on Availability	Provided Additional Information ¹
		CCR	MCL	M/R	TT							
Alabama												
Alaska	x	x	x	x	x	x	x	x	x	x	x	x
American Samoa												
Arizona												
Arkansas	x	x	x	x	x	x	x		x	x	x	x
California												
Colorado	x	x	x	x	x	x	x			x	x	x
Connecticut												
Delaware		x	x	x	x		x		x	x	x	x
District of Columbia	x	x	x	x	x	x	x	x	x	x	x	x
Florida												
Georgia												
Guam												
Hawaii	x	x	x	x	x	x	x		x	x	x	x
Idaho												
Illinois	x	x	x	x	x	x	x			x	x	x
Indiana	x	x	x	x	x	x	x	x	x	x	x	x
Iowa	x	x	x	x	x	x	x	x	x	x	x	x
Kansas	x	x	x	x	x	x	x		x	x	x	x
Kentucky												
Louisiana												
Maine												
Maryland	x	x	x	x	x	x	x	x	x	x	x	x
Massachusetts												
Michigan	x	x	x	x	x	x					x	x
Minnesota	x	x	x	x	x		x		x	x	x	x
Mississippi	x	x	x	x	x							
Missouri	x	x	x	x	x	x	x	x	x	x	x	x
Montana	x	x	x	x	x						x	x
Nebraska	x	x	x	x	x	x	x	x	x	x	x	x
Nevada	x	x	x	x	x		x	x		x	x	x
New Hampshire	x	x	x	x	x	x	x	x	x	x	x	x
New Jersey	x	x	x	x	x	x	x	x	x	x	x	x
New Mexico												
New York												
North Carolina												
North Dakota	x	x	x	x	x	x	x			x	x	x
Northern Mariana Islands												
Ohio	x	x	x	x	x	x	x		x			
Oklahoma												
Oregon												
Pennsylvania	x	x	x	x	x	x	x	x	x	x	x	x
Puerto Rico	x	x	x	x	x	x	x			x	x	x
Rhode Island	x	x	x	x	x		x		x	x	x	x
South Carolina	x	x	x	x	x	x	x	x	x	x	x	x
South Dakota	x	x	x	x	x	x	x				x	x
Tennessee												
Texas												
Utah												
Vermont	x	x	x	x	x	x	x	x	x	x	x	x

Table B-2: Summary of Elements Reported in the 2008 State Reports

Virgin Islands	REPORT NOT SUBMITTED											
Virginia	REPORT NOT SUBMITTED											
Washington	REPORT NOT SUBMITTED											
West Virginia	x	x	x	x	x	x	x		x	x	x	x
Wisconsin	x	x	x	x	x		x		x		x	x
Wyoming	x	x	x	x	x	x	x			x	x	x

1. An "x" in this column indicates the state submitted more information in its report than the minimum EPA recommends in guidance.

State of **Alabama** 2007/2008 PWS Compliance Report

Violations for 2007

Violations Category	MCL		Treatment Technique		Significant Monitoring	
	Violations	Systems in Violation	Violations	Systems in Violation	Violations	Systems in Violation
Chemical Contaminant Group	NR	NR			NR	NR
Total Coliform Rule	22	20			28	38
Surface Water Treatment Rule, Interim Enhanced Surface Water Treatment Rule, and Filter Backwash Recycling Rule			0	0	0	0
Lead and Copper Rule			0	0	NR	NR
Consumer Confidence Report					18	18
Disinfection Byproducts Rule	NR	18	0	0	NR	NR

Violations for 2008

Violations Category	MCL		Treatment Technique		Significant Monitoring	
	Violations	Systems in Violation	Violations	Systems in Violation	Violations	Systems in Violation
Chemical Contaminant Group						
Total Coliform Rule						
Surface Water Treatment Rule, Interim Enhanced Surface Water Treatment Rule, and Filter Backwash Recycling Rule						
Lead and Copper Rule						
Consumer Confidence Report						
Disinfection Byproducts Rule						

2007

Total Number of Regulated Systems	629
Total Number of Systems in Violation	NR
Total Number of Violations	NR

2008

Total Number of Regulated Systems	
Total Number of Systems in Violation	
Total Number of Violations	

Where to Obtain the 2007 and 2008 Annual State Public Water Systems Reports

The 2007 state report did not provide information regarding public availability.

EPA anticipates receiving the 2008 compliance report in the near future.

State of Alaska 2007/2008 PWS Compliance Report

Violations for 2007

Violations Category	MCL		Treatment Technique		Significant Monitoring	
	Violations	Systems in Violation	Violations	Systems in Violation	Violations	Systems in Violation
Chemical Contaminant Group	12	6			3358	240
Total Coliform Rule	51	41			867	441
Surface Water Treatment Rule, Interim Enhanced Surface Water Treatment Rule, and Filter Backwash Recycling Rule			154	64	169	39
Lead and Copper Rule			15	13	361	215
Consumer Confidence Report					152	117
Disinfection Byproducts Rule	125	24	9	9	310	126

Violations for 2008

Violations Category	MCL		Treatment Technique		Significant Monitoring	
	Violations	Systems in Violation	Violations	Systems in Violation	Violations	Systems in Violation
Chemical Contaminant Group	15	7			849	195
Total Coliform Rule	27	21			867	443
Surface Water Treatment Rule, Interim Enhanced Surface Water Treatment Rule, and Filter Backwash Recycling Rule			112	59	133	39
Lead and Copper Rule			18	14	436	244
Consumer Confidence Report					311	201
Disinfection Byproducts Rule	107	23	14	11	223	101

2007

Total Number of Regulated Systems	1603
Total Number of Systems in Violation	741*
Total Number of Violations	5,586*

* Includes public notification violations. Calculated total number of violations is 5,583.

2008

Total Number of Regulated Systems	1597
Total Number of Systems in Violation	772*
Total Number of Violations	3,118*

* Includes public notification violations. Calculated total number of violations is 3,112.

Where to Obtain the 2007 and 2008 Annual State Public Water Systems Reports

Alaska's state reports are available by accessing the state's web site or by contacting:

Department of Environmental Conservation
 Drinking Water Program
 555 Cordova Street
 Anchorage, AK 99501
 Contact Name: Jeanine Oakland
 Telephone: (907) 269-2007
 Facsimile: (907) 269-7655

Web site: <http://www.dec.state.ak.us/eh/dw/index.htm>

State of American Samoa 2007/2008 PWS Compliance Report

Violations for 2007

Violations Category	MCL		Treatment Technique		Significant Monitoring	
	Violations	Systems in Violation	Violations	Systems in Violation	Violations	Systems in Violation
Chemical Contaminant Group	0	0			0	0
Total Coliform Rule	62	7			0	0
Surface Water Treatment Rule, Interim Enhanced Surface Water Treatment Rule, and Filter Backwash Recycling Rule			5	5	0	0
Lead and Copper Rule			0	0	0	0
Consumer Confidence Report					0	0
Disinfection Byproducts Rule	0	0	0	0	0	0

Violations for 2008

Violations Category	MCL		Treatment Technique		Significant Monitoring	
	Violations	Systems in Violation	Violations	Systems in Violation	Violations	Systems in Violation
Chemical Contaminant Group						
Total Coliform Rule						
Surface Water Treatment Rule, Interim Enhanced Surface Water Treatment Rule, and Filter Backwash Recycling Rule						
Lead and Copper Rule						
Consumer Confidence Report						
Disinfection Byproducts Rule						

2007

Total Number of Regulated Systems	19
Total Number of Systems in Violation	NR
Total Number of Violations	67

2008

Total Number of Regulated Systems	
Total Number of Systems in Violation	
Total Number of Violations	

Where to Obtain the 2007 and 2008 Annual State Public Water Systems Reports

EPA did not receive the 2007 compliance report and generated data from SDWIS/FED.

EPA anticipates receiving the 2008 compliance report in the near future.

State of Arizona 2007/2008 PWS Compliance Report

Violations for 2007

Violations Category	MCL		Treatment Technique		Significant Monitoring	
	Violations	Systems in Violation	Violations	Systems in Violation	Violations	Systems in Violation
Chemical Contaminant Group	174	111*			720	465*
Total Coliform Rule	114	94			1139	589
Surface Water Treatment Rule, Interim Enhanced Surface Water Treatment Rule, and Filter Backwash Recycling Rule			0	0	0	0
Lead and Copper Rule			0	0	222	207
Consumer Confidence Report					182	182
Disinfection Byproducts Rule	11	4	0	0	1767	352

* Possible overcounting of violating systems.

Violations for 2008

Violations Category	MCL		Treatment Technique		Significant Monitoring	
	Violations	Systems in Violation	Violations	Systems in Violation	Violations	Systems in Violation
Chemical Contaminant Group						
Total Coliform Rule						
Surface Water Treatment Rule, Interim Enhanced Surface Water Treatment Rule, and Filter Backwash Recycling Rule						
Lead and Copper Rule						
Consumer Confidence Report						
Disinfection Byproducts Rule						

2007

Total Number of Regulated Systems	1608
Total Number of Systems in Violation	NR
Total Number of Violations	4329

2008

Total Number of Regulated Systems	
Total Number of Systems in Violation	
Total Number of Violations	

Where to Obtain the 2007 and 2008 Annual State Public Water Systems Reports

The 2007 state report did not provide information regarding public availability.

EPA anticipates receiving the 2008 compliance report in the near future.

State of Arkansas 2007/2008 PWS Compliance Report

Violations for 2007

Violations Category	MCL		Treatment Technique		Significant Monitoring	
	Violations	Systems in Violation	Violations	Systems in Violation	Violations	Systems in Violation
Chemical Contaminant Group	23	6*			0	0
Total Coliform Rule	87	76			277	181
Surface Water Treatment Rule, Interim Enhanced Surface Water Treatment Rule, and Filter Backwash Recycling Rule			56	16	20	9
Lead and Copper Rule			19	14	55	42
Consumer Confidence Report					54	54
Disinfection Byproducts Rule	153	64	30	12	20	12

* Possible overcounting of violating systems.

Violations for 2008

Violations Category	MCL		Treatment Technique		Significant Monitoring	
	Violations	Systems in Violation	Violations	Systems in Violation	Violations	Systems in Violation
Chemical Contaminant Group	24	6*			0	0
Total Coliform Rule	109	92			275	192
Surface Water Treatment Rule, Interim Enhanced Surface Water Treatment Rule, and Filter Backwash Recycling Rule			40	21	20	13
Lead and Copper Rule			18	13	53	39
Consumer Confidence Report					51	51
Disinfection Byproducts Rule	163	69	1	1	22	17

* Possible overcounting of violating systems.

2007

Total Number of Regulated Systems	1102
Total Number of Systems in Violation	374
Total Number of Violations	794

2008

Total Number of Regulated Systems	1124
Total Number of Systems in Violation	186
Total Number of Violations	366

Where to Obtain the 2007 and 2008 Annual State Public Water Systems Reports

Arkansas' state reports are available at all local health units in Arkansas or by accessing the state's web site:

Web site: <http://www.healthylarkansas.com/eng/viol.htm>

State of California 2007/2008 PWS Compliance Report

Violations for 2007

Violations Category	MCL		Treatment Technique		Significant Monitoring	
	Violations	Systems in Violation	Violations	Systems in Violation	Violations	Systems in Violation
Chemical Contaminant Group	287	16*			374	358*
Total Coliform Rule	456	358*			680**	540
Surface Water Treatment Rule, Interim Enhanced Surface Water Treatment Rule, and Filter Backwash Recycling Rule			26	19*	23**	10*
Lead and Copper Rule			4	4*	22**	21*
Consumer Confidence Report					106	106*
Disinfection Byproducts Rule	31	22	NR	NR	113	98*

* Possible overcounting of violating systems.

** Counts differ between summary table and a table comparing 2005, 2006, and 2007 violations. Values from the summary table are shown.

Violations for 2008

Violations Category	MCL		Treatment Technique		Significant Monitoring	
	Violations	Systems in Violation	Violations	Systems in Violation	Violations	Systems in Violation
Chemical Contaminant Group						
Total Coliform Rule						
Surface Water Treatment Rule, Interim Enhanced Surface Water Treatment Rule, and Filter Backwash Recycling Rule						
Lead and Copper Rule						
Consumer Confidence Report						
Disinfection Byproducts Rule						

2007

Total Number of Regulated Systems	7815
Total Number of Systems in Violation	NR
Total Number of Violations	2122

2008

Total Number of Regulated Systems	
Total Number of Systems in Violation	
Total Number of Violations	

Where to Obtain the 2007 and 2008 Annual State Public Water Systems Reports

California's 2007 state report is available by accessing the state's web site or by contacting:

CA Department of Public Health Division of Drinking Water and Environmental Management
Telephone: (916) 449-5600

Web site: <http://www.cdph.ca.gov/certlic/drinkingwater/Pages/Publications.aspx>

EPA anticipates receiving the 2008 compliance report in the near future.

State of Connecticut 2007/2008 PWS Compliance Report

Violations for 2007

Violations Category	MCL		Treatment Technique		Significant Monitoring	
	Violations	Systems in Violation	Violations	Systems in Violation	Violations	Systems in Violation
Chemical Contaminant Group	130	33*			2482	210*
Total Coliform Rule	158	109			446	278
Surface Water Treatment Rule, Interim Enhanced Surface Water Treatment Rule, and Filter Backwash Recycling Rule			NR	NR	NR	NR
Lead and Copper Rule			1	1	16	17**
Consumer Confidence Report					155	124
Disinfection Byproducts Rule	1	1	0	0	114	54

* Possible overcounting of violating systems.

** Number of systems in violation reported is greater than the number of violations. The number should be 16.

Violations for 2008

Violations Category	MCL		Treatment Technique		Significant Monitoring	
	Violations	Systems in Violation	Violations	Systems in Violation	Violations	Systems in Violation
Chemical Contaminant Group						
Total Coliform Rule						
Surface Water Treatment Rule, Interim Enhanced Surface Water Treatment Rule, and Filter Backwash Recycling Rule						
Lead and Copper Rule						
Consumer Confidence Report						
Disinfection Byproducts Rule						

2007

Total Number of Regulated Systems	2717
Total Number of Systems in Violation	NR
Total Number of Violations	3503

2008

Total Number of Regulated Systems	
Total Number of Systems in Violation	
Total Number of Violations	

Where to Obtain the 2007 and 2008 Annual State Public Water Systems Reports

Connecticut's 2007 state report is available by accessing the state's web site or by contacting:

Drinking Water Section offices
 Department of Public Health
 450 Capitol Avenue
 Hartford, CT 06106-1365
 Telephone: (860) 509-7333

Web site: <http://www.ct.gov/dph>

EPA anticipates receiving the 2008 compliance report in the near future.

State of Delaware 2007/2008 PWS Compliance Report

Violations for 2007

Violations Category	MCL		Treatment Technique		Significant Monitoring	
	Violations	Systems in Violation	Violations	Systems in Violation	Violations	Systems in Violation
Chemical Contaminant Group	21	16			0	0
Total Coliform Rule	42	39			0	0
Surface Water Treatment Rule, Interim Enhanced Surface Water Treatment Rule, and Filter Backwash Recycling Rule			0	0	0	0
Lead and Copper Rule			0	0	41	37
Consumer Confidence Report					25	16
Disinfection Byproducts Rule	2	2	0	0	0	0

Violations for 2008

Violations Category	MCL		Treatment Technique		Significant Monitoring	
	Violations	Systems in Violation	Violations	Systems in Violation	Violations	Systems in Violation
Chemical Contaminant Group	21	15*			0	0
Total Coliform Rule	47	32			0	0
Surface Water Treatment Rule, Interim Enhanced Surface Water Treatment Rule, and Filter Backwash Recycling Rule			0	0	0	0
Lead and Copper Rule			2	2	36	30*
Consumer Confidence Report					36*	20*
Disinfection Byproducts Rule	4	4	NR	NR	0	0

* State report gives different counts in several tables. Counts from tables that list systems in violation are shown here.

2007

Total Number of Regulated Systems	520
Total Number of Systems in Violation	71*
Total Number of Violations	131

* Possible overcounting of violating systems.

2008

Total Number of Regulated Systems	490
Total Number of Systems in Violation	47
Total Number of Violations	146

Where to Obtain the 2007 and 2008 Annual State Public Water Systems Reports

Delaware's state reports are available by contacting:

Office of Drinking Water
 Division of Public Health
 Blue Hen Corporate Center
 655 Bay Road, Suite 203
 Dover, DE 19901
 Telephone: (302) 741-8630
 Facsimile: (302) 741-8631

District of Columbia 2007/2008 PWS Compliance Report

Violations for 2007

Violations Category	MCL		Treatment Technique		Significant Monitoring	
	Violations	Systems in Violation	Violations	Systems in Violation	Violations	Systems in Violation
Chemical Contaminant Group	0	0			0	0
Total Coliform Rule	0	0			0	0
Surface Water Treatment Rule, Interim Enhanced Surface Water Treatment Rule, and Filter Backwash Recycling Rule			0	0	0	0
Lead and Copper Rule			0	0	0	0
Consumer Confidence Report					2	2
Disinfection Byproducts Rule	0	0	0	0	0	0

Violations for 2008

Violations Category	MCL		Treatment Technique		Significant Monitoring	
	Violations	Systems in Violation	Violations	Systems in Violation	Violations	Systems in Violation
Chemical Contaminant Group	0	0			0	0
Total Coliform Rule	0	0			0	0
Surface Water Treatment Rule, Interim Enhanced Surface Water Treatment Rule, and Filter Backwash Recycling Rule			1	1	0	0
Lead and Copper Rule			0	0	0	0
Consumer Confidence Report					0	0
Disinfection Byproducts Rule	0	0	0	0	0	0

2007

Total Number of Regulated Systems	6
Total Number of Systems in Violation	2
Total Number of Violations	2

2008

Total Number of Regulated Systems	6
Total Number of Systems in Violation	1
Total Number of Violations	1

Where to Obtain the 2007 and 2008 Annual State Public Water Systems Reports

District of Columbia's reports are available by contacting:

Ground Water and Enforcement Branch (3WP22)
 U.S. EPA Region III
 1650 Arch Street
 Philadelphia, PA 19103-2029
 Contact Name: Karen D. Johnson, Chief
 Phone: (215) 814-5445
 Facsimile: (215) 814-2302
 E-mail: johnson.karend@epa.gov

Web site: <http://www.epa.gov/reg3wapd/drinkingwater/Dcdrinking/index.htm>

State of Florida 2007/2008 PWS Compliance Report

Violations for 2007

Violations Category	MCL		Treatment Technique		Significant Monitoring	
	Violations	Systems in Violation	Violations	Systems in Violation	Violations	Systems in Violation
Chemical Contaminant Group	11	10			121	120
Total Coliform Rule	175	160			502	396
Surface Water Treatment Rule, Interim Enhanced Surface Water Treatment Rule, and Filter Backwash Recycling Rule			0	0	0	0
Lead and Copper Rule			14	14	364	309
Consumer Confidence Report					245	216
Disinfection Byproducts Rule	442*	114*	NR*	NR*	220	107

* MCL and Treatment Technique violations are combined in the SDWIS/FED Report.

Violations for 2008

Violations Category	MCL		Treatment Technique		Significant Monitoring	
	Violations	Systems in Violation	Violations	Systems in Violation	Violations	Systems in Violation
Chemical Contaminant Group						
Total Coliform Rule						
Surface Water Treatment Rule, Interim Enhanced Surface Water Treatment Rule, and Filter Backwash Recycling Rule						
Lead and Copper Rule						
Consumer Confidence Report						
Disinfection Byproducts Rule						

2007

Total Number of Regulated Systems	5945
Total Number of Systems in Violation	NR
Total Number of Violations	2094

2008

Total Number of Regulated Systems	
Total Number of Systems in Violation	
Total Number of Violations	

Where to Obtain the 2007 and 2008 Annual State Public Water Systems Reports

EPA did not receive the 2007 compliance report and generated data from SDWIS/FED.

EPA anticipates receiving the 2008 compliance report in the near future.

State of Georgia 2007/2008 PWS Compliance Report

Violations for 2007

Violations Category	MCL		Treatment Technique		Significant Monitoring	
	Violations	Systems in Violation	Violations	Systems in Violation	Violations	Systems in Violation
Chemical Contaminant Group	19	11*			0	0
Total Coliform Rule	66	50			380	302
Surface Water Treatment Rule, Interim Enhanced Surface Water Treatment Rule, and Filter Backwash Recycling Rule			4	4	0	0
Lead and Copper Rule			2	2	428	310
Consumer Confidence Report					553	454
Disinfection Byproducts Rule	22	8	19	19	14	14

* Possible overcounting of violating systems.

Violations for 2008

Violations Category	MCL		Treatment Technique		Significant Monitoring	
	Violations	Systems in Violation	Violations	Systems in Violation	Violations	Systems in Violation
Chemical Contaminant Group						
Total Coliform Rule						
Surface Water Treatment Rule, Interim Enhanced Surface Water Treatment Rule, and Filter Backwash Recycling Rule						
Lead and Copper Rule						
Consumer Confidence Report						
Disinfection Byproducts Rule						

2007

Total Number of Regulated Systems	2463
Total Number of Systems in Violation	NR
Total Number of Violations	1507

2008

Total Number of Regulated Systems	
Total Number of Systems in Violation	
Total Number of Violations	

Where to Obtain the 2007 and 2008 Annual State Public Water Systems Reports

Georgia's 2007 state report is available by accessing the state's web site or by contacting:

Department of Natural Resources
 Environmental Protection Division
 Drinking Water Compliance and Enforcement Program
 2 Martin Luther King, Jr. Drive, Suite 1362 East
 Atlanta, GA 30334
 Contact Name: Doug Davenport
 Telephone: (404) 651-5162

Web site: <http://www.gaepd.org>

EPA anticipates receiving the 2008 compliance report in the near future.

Guam 2007/2008 PWS Compliance Report

Violations for 2007

Violations Category	MCL		Treatment Technique		Significant Monitoring	
	Violations	Systems in Violation	Violations	Systems in Violation	Violations	Systems in Violation
Chemical Contaminant Group	0	0			0	0
Total Coliform Rule	0	0			0	0
Surface Water Treatment Rule, Interim Enhanced Surface Water Treatment Rule, and Filter Backwash Recycling Rule			0	0	0	0
Lead and Copper Rule			0	0	2	2
Consumer Confidence Report					0	0
Disinfection Byproducts Rule	0	0	0	0	0	0

Violations for 2008

Violations Category	MCL		Treatment Technique		Significant Monitoring	
	Violations	Systems in Violation	Violations	Systems in Violation	Violations	Systems in Violation
Chemical Contaminant Group						
Total Coliform Rule						
Surface Water Treatment Rule, Interim Enhanced Surface Water Treatment Rule, and Filter Backwash Recycling Rule						
Lead and Copper Rule						
Consumer Confidence Report						
Disinfection Byproducts Rule						

2007

Total Number of Regulated Systems	14
Total Number of Systems in Violation	2
Total Number of Violations	2

2008

Total Number of Regulated Systems	
Total Number of Systems in Violation	
Total Number of Violations	

Where to Obtain the 2007 and 2008 Annual State Public Water Systems Reports

EPA did not receive the 2007 compliance report and generated data from SDWIS/FED.

EPA anticipates receiving the 2008 compliance report in the near future.

State of Hawaii 2007/2008 PWS Compliance Report

Violations for 2007

Violations Category	MCL		Treatment Technique		Significant Monitoring	
	Violations	Systems in Violation	Violations	Systems in Violation	Violations	Systems in Violation
Chemical Contaminant Group	0	0			34	6
Total Coliform Rule	3	3			2	2
Surface Water Treatment Rule, Interim Enhanced Surface Water Treatment Rule, and Filter Backwash Recycling Rule			7	4	4	2
Lead and Copper Rule			0	0	1	1
Consumer Confidence Report					0	0
Disinfection Byproducts Rule	0	0	0	0	0	0

Violations for 2008

Violations Category	MCL		Treatment Technique		Significant Monitoring	
	Violations	Systems in Violation	Violations	Systems in Violation	Violations	Systems in Violation
Chemical Contaminant Group	0	0			1	1
Total Coliform Rule	3	3			0	0
Surface Water Treatment Rule, Interim Enhanced Surface Water Treatment Rule, and Filter Backwash Recycling Rule			1	1	0	0
Lead and Copper Rule			0	0	1	1
Consumer Confidence Report					0	0
Disinfection Byproducts Rule	0	0	0	0	0	0

2007

Total Number of Regulated Systems	128
Total Number of Systems in Violation	NR
Total Number of Violations	51

2008

Total Number of Regulated Systems	130
Total Number of Systems in Violation	6
Total Number of Violations	6

Where to Obtain the 2007 and 2008 Annual State Public Water Systems Reports

Hawaii's state reports are available by contacting:

Hawaii Department of Health
 Environmental Management Division
 Safe Drinking Water Branch
 919 Ala Moana Boulevard, Room 308
 Honolulu, HI 96814-4920
 Contact Name: Stuart Yamada, P.E., Branch Chief
 Telephone: (808) 586-4258
 Facsimile: (808) 586-4351
 E-mail: sdwb@doh.hawaii.gov

State of Idaho 2007/2008 PWS Compliance Report

Violations for 2007

Violations Category	MCL		Treatment Technique		Significant Monitoring	
	Violations	Systems in Violation	Violations	Systems in Violation	Violations	Systems in Violation
Chemical Contaminant Group	82	32			167	18
Total Coliform Rule	136	111			496	363
Surface Water Treatment Rule, Interim Enhanced Surface Water Treatment Rule, and Filter Backwash Recycling Rule			26	12	24	7
Lead and Copper Rule			1	1	54	50
Consumer Confidence Report					0	0
Disinfection Byproducts Rule	4*	2*	NR*	NR*	34	27

* MCL and Treatment Technique violations are combined in the SDWIS/FED Report.

Violations for 2008

Violations Category	MCL		Treatment Technique		Significant Monitoring	
	Violations	Systems in Violation	Violations	Systems in Violation	Violations	Systems in Violation
Chemical Contaminant Group						
Total Coliform Rule						
Surface Water Treatment Rule, Interim Enhanced Surface Water Treatment Rule, and Filter Backwash Recycling Rule						
Lead and Copper Rule						
Consumer Confidence Report						
Disinfection Byproducts Rule						

2007

Total Number of Regulated Systems	1996
Total Number of Systems in Violation	NR
Total Number of Violations	1024

2008

Total Number of Regulated Systems	
Total Number of Systems in Violation	
Total Number of Violations	

Where to Obtain the 2007 and 2008 Annual State Public Water Systems Reports

EPA did not receive the 2007 compliance report and generated data from SDWIS/FED.

EPA anticipates receiving the 2008 compliance report in the near future.

State of Illinois 2007/2008 PWS Compliance Report

Violations for 2007

Violations Category	MCL		Treatment Technique		Significant Monitoring	
	Violations	Systems in Violation	Violations	Systems in Violation	Violations	Systems in Violation
Chemical Contaminant Group	304	95			5190	245
Total Coliform Rule	156	142			404	243
Surface Water Treatment Rule, Interim Enhanced Surface Water Treatment Rule, and Filter Backwash Recycling Rule			105	17	7	2
Lead and Copper Rule			3	3	83	56
Consumer Confidence Report					202*	128*
Disinfection Byproducts Rule	25	13	11	5	186	156

* Includes public notification violations.

Violations for 2008

Violations Category	MCL		Treatment Technique		Significant Monitoring	
	Violations	Systems in Violation	Violations	Systems in Violation	Violations	Systems in Violation
Chemical Contaminant Group	254	71**			4511	772**
Total Coliform Rule	103	95			229	154
Surface Water Treatment Rule, Interim Enhanced Surface Water Treatment Rule, and Filter Backwash Recycling Rule			47	17	0	0
Lead and Copper Rule			4	4	82	74
Consumer Confidence Report					165*	101*
Disinfection Byproducts Rule	31	10	1	1	163	120

* Includes public notification violations.

** Possible overcounting of violating systems.

2007

Total Number of Regulated Systems	5919
Total Number of Systems in Violation	783*
Total Number of Violations	6,676*

* Includes public notification violations.

2008

Total Number of Regulated Systems	5742
Total Number of Systems in Violation	650*
Total Number of Violations	5,590*

* Includes public notification violations.

Where to Obtain the 2007 and 2008 Annual State Public Water Systems Reports

Illinois' state reports are available by accessing the state's web site or by contacting:

Illinois EPA
 Bureau of Water, Compliance Assurance Section
 1021 North Grand Avenue East
 Springfield, IL 62794
 Contact Name: Mike Crumly
 Telephone: (217) 785-0561 / Facsimile: (217) 557-1407
 E-mail: mike.crumly@illinois.gov

Web site: <http://www.epa.state.il.us/water/compliance/drinking-water/compliance-report/index.html>

State of Indiana 2007/2008 PWS Compliance Report

Violations for 2007

Violations Category	MCL		Treatment Technique		Significant Monitoring	
	Violations	Systems in Violation	Violations	Systems in Violation	Violations	Systems in Violation
Chemical Contaminant Group	139	74			2662	618
Total Coliform Rule	438	377			135	1041
Surface Water Treatment Rule, Interim Enhanced Surface Water Treatment Rule, and Filter Backwash Recycling Rule			12	3	1	1
Lead and Copper Rule			3	3	61	35
Consumer Confidence Report					11	7
Disinfection Byproducts Rule	28	11	5	2	98	50

* Possible overcounting of violating systems.

Violations for 2008

Violations Category	MCL		Treatment Technique		Significant Monitoring	
	Violations	Systems in Violation	Violations	Systems in Violation	Violations	Systems in Violation
Chemical Contaminant Group	114	70*			2098	570*
Total Coliform Rule	375	328			1613	1152
Surface Water Treatment Rule, Interim Enhanced Surface Water Treatment Rule, and Filter Backwash Recycling Rule			2	2	0	0
Lead and Copper Rule			1	1	79	53
Consumer Confidence Report					34	29
Disinfection Byproducts Rule	48	14	9	4	30	18

* Possible overcounting of violating systems.

2007

Total Number of Regulated Systems	4292
Total Number of Systems in Violation	1702
Total Number of Violations	3593

2008

Total Number of Regulated Systems	4248
Total Number of Systems in Violation	1,748*
Total Number of Violations	4,369*

* Includes public notification violations.

Where to Obtain the 2007 and 2008 Annual State Public Water Systems Reports

Indiana's state reports are available by accessing the state's web site or by contacting:

Indiana Department of Environmental Management
 Office of Water Management
 Drinking Water Branch
 Telephone: (317) 308-3280

Web site: <http://www.in.gov/idem/5093.htm>

State of Iowa 2007/2008 PWS Compliance Report

Violations for 2007

Violations Category	MCL		Treatment Technique		Significant Monitoring	
	Violations	Systems in Violation	Violations	Systems in Violation	Violations	Systems in Violation
Chemical Contaminant Group	131	45			455	203
Total Coliform Rule	242	130			350	202
Surface Water Treatment Rule, Interim Enhanced Surface Water Treatment Rule, and Filter Backwash Recycling Rule			8	4	1	1
Lead and Copper Rule			3	3	40	20
Consumer Confidence Report					33	33
Disinfection Byproducts Rule	0	0	0	0	75	42

Violations for 2008

Violations Category	MCL		Treatment Technique		Significant Monitoring	
	Violations	Systems in Violation	Violations	Systems in Violation	Violations	Systems in Violation
Chemical Contaminant Group	110	39			269	138
Total Coliform Rule	241	129			340	208
Surface Water Treatment Rule, Interim Enhanced Surface Water Treatment Rule, and Filter Backwash Recycling Rule			4	3	0	0
Lead and Copper Rule			1	1	24	12
Consumer Confidence Report					13	13
Disinfection Byproducts Rule	0	0	0	0	32	26

2007

Total Number of Regulated Systems	2000
Total Number of Systems in Violation	190/430*
Total Number of Violations	1,437**

* 190 systems violated a health-based standard and 430 systems violated a monitoring and reporting standard.

** The reported total (1,437) differs from the calculated total (1,338).

2008

Total Number of Regulated Systems	1987
Total Number of Systems in Violation	193/350*
Total Number of Violations	1,146**

* 193 systems violated a health-based standard and 350 systems violated a monitoring and reporting standard.

** The reported total (1,146) differs from the calculated total (1,034).

Where to Obtain the 2007 and 2008 Annual State Public Water Systems Reports

Iowa's state reports are available by accessing the state's web site or by contacting:

Iowa Department of Natural Resources-Water Supply
 401 SW 7th St., Suite M
 Des Moines, IA 50309-4611
 Facsimile: (515) 725-0348

Web site: <http://www.iowadnr.com/water/drinking/files/report04.pdf>

State of Kansas 2007/2008 PWS Compliance Report

Violations for 2007

Violations Category	MCL		Treatment Technique		Significant Monitoring	
	Violations	Systems in Violation	Violations	Systems in Violation	Violations	Systems in Violation
Chemical Contaminant Group	105	42*			2	2
Total Coliform Rule	59	44*†			32*	26
Surface Water Treatment Rule, Interim Enhanced Surface Water Treatment Rule, and Filter Backwash Recycling Rule			6	3	9*	3*
Lead and Copper Rule			10*	7*†	41	37
Consumer Confidence Report					64*	64*
Disinfection Byproducts Rule	165	59	62	20	0	0

* Values in summary tables differ from text. Values from text shown here.

† Possible overcounting of violating systems.

Violations for 2008

Violations Category	MCL		Treatment Technique		Significant Monitoring	
	Violations	Systems in Violation	Violations	Systems in Violation	Violations	Systems in Violation
Chemical Contaminant Group	108	42			2	2
Total Coliform Rule	63	53			63	41
Surface Water Treatment Rule, Interim Enhanced Surface Water Treatment Rule, and Filter Backwash Recycling Rule			9	3	1	1
Lead and Copper Rule			1	1	12	12
Consumer Confidence Report					45	45
Disinfection Byproducts Rule	139	44	44	19	0	0

2007

Total Number of Regulated Systems	1039
Total Number of Systems in Violation	266
Total Number of Violations	555

2008

Total Number of Regulated Systems	1033
Total Number of Systems in Violation	227
Total Number of Violations	487

Where to Obtain the 2007 and 2008 Annual State Public Water Systems Reports

Kansas' state reports are available by accessing the state's web site:

Web site: <http://www.kdheks.gov/pws/>

Commonwealth of Kentucky 2007/2008 PWS Compliance Report

Violations for 2007

Violations Category	MCL		Treatment Technique		Significant Monitoring	
	Violations	Systems in Violation	Violations	Systems in Violation	Violations	Systems in Violation
Chemical Contaminant Group	0	0			703	55
Total Coliform Rule	18	17			44	12
Surface Water Treatment Rule, Interim Enhanced Surface Water Treatment Rule, and Filter Backwash Recycling Rule			9	7	10	2
Lead and Copper Rule			0	0	124	85
Consumer Confidence Report					105	80
Disinfection Byproducts Rule	44	22	10	6	78	41

Violations for 2008

Violations Category	MCL		Treatment Technique		Significant Monitoring	
	Violations	Systems in Violation	Violations	Systems in Violation	Violations	Systems in Violation
Chemical Contaminant Group						
Total Coliform Rule						
Surface Water Treatment Rule, Interim Enhanced Surface Water Treatment Rule, and Filter Backwash Recycling Rule						
Lead and Copper Rule						
Consumer Confidence Report						
Disinfection Byproducts Rule						

2007

Total Number of Regulated Systems	492
Total Number of Systems in Violation	246
Total Number of Violations	1145

2008

Total Number of Regulated Systems	
Total Number of Systems in Violation	
Total Number of Violations	

Where to Obtain the 2007 and 2008 Annual State Public Water Systems Reports

Kentucky's 2007 state report is available by accessing the state's web site or by contacting:

Contact Name: Frank Hall
 Telephone: (502) 564-3410 ext. 542

Web site: <http://www.water.ky.gov/dw/consumer/acr/>

EPA anticipates receiving the 2008 compliance report in the near future.

State of Louisiana 2007/2008 PWS Compliance Report

Violations for 2007

Violations Category	MCL		Treatment Technique		Significant Monitoring	
	Violations	Systems in Violation	Violations	Systems in Violation	Violations	Systems in Violation
Chemical Contaminant Group	0	0			0	0
Total Coliform Rule	104	90			33	28
Surface Water Treatment Rule, Interim Enhanced Surface Water Treatment Rule, and Filter Backwash Recycling Rule			8	5*	15	2
Lead and Copper Rule			0	0	172	163
Consumer Confidence Report					244	171
Disinfection Byproducts Rule	121**	47**	NR**	NR**	43	16

* Possible overcounting of violating systems.

** MCL and Treatment Technique violations are combined in the SDWIS/FED Report.

Violations for 2008

Violations Category	MCL		Treatment Technique		Significant Monitoring	
	Violations	Systems in Violation	Violations	Systems in Violation	Violations	Systems in Violation
Chemical Contaminant Group						
Total Coliform Rule						
Surface Water Treatment Rule, Interim Enhanced Surface Water Treatment Rule, and Filter Backwash Recycling Rule						
Lead and Copper Rule						
Consumer Confidence Report						
Disinfection Byproducts Rule						

2007

Total Number of Regulated Systems	1488
Total Number of Systems in Violation	NR
Total Number of Violations	740

2008

Total Number of Regulated Systems	
Total Number of Systems in Violation	
Total Number of Violations	

Where to Obtain the 2007 and 2008 Annual State Public Water Systems Reports

EPA did not receive the 2007 compliance report and generated data from SDWIS/FED.

EPA anticipates receiving the 2008 compliance report in the near future.

State of Maine 2007/2008 PWS Compliance Report

Violations for 2007

Violations Category	MCL		Treatment Technique		Significant Monitoring	
	Violations	Systems in Violation	Violations	Systems in Violation	Violations	Systems in Violation
Chemical Contaminant Group	65	38*			267	211*
Total Coliform Rule	213	146			1054	579
Surface Water Treatment Rule, Interim Enhanced Surface Water Treatment Rule, and Filter Backwash Recycling Rule			1	1	0	0
Lead and Copper Rule			19	19	109	82
Consumer Confidence Report					37	32
Disinfection Byproducts Rule	27	13	NR	NR	9	9

* Possible overcounting of violating systems.

Violations for 2008

Violations Category	MCL		Treatment Technique		Significant Monitoring	
	Violations	Systems in Violation	Violations	Systems in Violation	Violations	Systems in Violation
Chemical Contaminant Group						
Total Coliform Rule						
Surface Water Treatment Rule, Interim Enhanced Surface Water Treatment Rule, and Filter Backwash Recycling Rule						
Lead and Copper Rule						
Consumer Confidence Report						
Disinfection Byproducts Rule						

2007

Total Number of Regulated Systems	2114
Total Number of Systems in Violation	870*
Total Number of Violations	2,200*

* Includes public notification violations. Calculated total number of violations is 1,801.

2008

Total Number of Regulated Systems	
Total Number of Systems in Violation	
Total Number of Violations	

Where to Obtain the 2007 and 2008 Annual State Public Water Systems Reports

The 2007 state report did not provide information regarding public availability.

EPA anticipates receiving the 2008 compliance report in the near future.

State of Maryland 2007/2008 PWS Compliance Report

Violations for 2007

Violations Category	MCL		Treatment Technique		Significant Monitoring	
	Violations	Systems in Violation	Violations	Systems in Violation	Violations	Systems in Violation
Chemical Contaminant Group	68	24*			443	82*
Total Coliform Rule	239	212*			271	107
Surface Water Treatment Rule, Interim Enhanced Surface Water Treatment Rule, and Filter Backwash Recycling Rule			8	8	2	2
Lead and Copper Rule			25	25	125	121*
Consumer Confidence Report					90	88
Disinfection Byproducts Rule	38	6	1	1	2	1

* Possible overcounting of violating systems.

Violations for 2008

Violations Category	MCL		Treatment Technique		Significant Monitoring	
	Violations	Systems in Violation	Violations	Systems in Violation	Violations	Systems in Violation
Chemical Contaminant Group	58	15			396	126*
Total Coliform Rule	308	271*			308	177
Surface Water Treatment Rule, Interim Enhanced Surface Water Treatment Rule, and Filter Backwash Recycling Rule			16	13*	2	2*
Lead and Copper Rule			60	59	155	152*
Consumer Confidence Report					124	124
Disinfection Byproducts Rule	49	4	0	0	6	3

* Possible overcounting of violating systems

2007

Total Number of Regulated Systems	3533
Total Number of Systems in Violation	NR
Total Number of Violations	1312

2008

Total Number of Regulated Systems	3599
Total Number of Systems in Violation	NR
Total Number of Violations	1482

Where to Obtain the 2007 and 2008 Annual State Public Water Systems Reports

Maryland's state reports are available by accessing the state's web site:

Web site: <http://www.mde.state.md.us>

Commonwealth of Massachusetts 2007/2008 PWS Compliance Report

Violations for 2007

Violations Category	MCL		Treatment Technique		Significant Monitoring	
	Violations	Systems in Violation	Violations	Systems in Violation	Violations	Systems in Violation
Chemical Contaminant Group	38	12			1501	128
Total Coliform Rule	70	55			108	75
Surface Water Treatment Rule, Interim Enhanced Surface Water Treatment Rule, and Filter Backwash Recycling Rule			9	4	0	0
Lead and Copper Rule			12	11	100	84
Consumer Confidence Report					5	4
Disinfection Byproducts Rule	12	5	1	1	7	4

Violations for 2008

Violations Category	MCL		Treatment Technique		Significant Monitoring	
	Violations	Systems in Violation	Violations	Systems in Violation	Violations	Systems in Violation
Chemical Contaminant Group						
Total Coliform Rule						
Surface Water Treatment Rule, Interim Enhanced Surface Water Treatment Rule, and Filter Backwash Recycling Rule						
Lead and Copper Rule						
Consumer Confidence Report						
Disinfection Byproducts Rule						

2007

Total Number of Regulated Systems	1742
Total Number of Systems in Violation	306
Total Number of Violations	1863

2008

Total Number of Regulated Systems	
Total Number of Systems in Violation	
Total Number of Violations	

Where to Obtain the 2007 and 2008 Annual State Public Water Systems Reports

Massachusetts' 2007 state report is available by accessing the state's web site:

Web site: <http://www.mass.gov/dep/water/priorities/sdwaacr.pdf>

EPA anticipates receiving the 2008 compliance report in the near future.

State of Michigan 2007/20008 PWS Compliance Report

Violations for 2007

Violations Category	MCL		Treatment Technique		Significant Monitoring	
	Violations	Systems in Violation	Violations	Systems in Violation	Violations	Systems in Violation
Chemical Contaminant Group	142	139			1762	670
Total Coliform Rule	408	373			907	762
Surface Water Treatment Rule, Interim Enhanced Surface Water Treatment Rule, and Filter Backwash Recycling Rule			0	0	0	0
Lead and Copper Rule			1	1	211	154
Consumer Confidence Report					27	27
Disinfection Byproducts Rule	8	1	1	1	23	13

Violations for 2008

Violations Category	MCL		Treatment Technique		Significant Monitoring	
	Violations	Systems in Violation	Violations	Systems in Violation	Violations	Systems in Violation
Chemical Contaminant Group	175	173			650	556
Total Coliform Rule	422	381			1040	888
Surface Water Treatment Rule, Interim Enhanced Surface Water Treatment Rule, and Filter Backwash Recycling Rule			1	1	1	1
Lead and Copper Rule			1	1	185	170
Consumer Confidence Report					21	20
Disinfection Byproducts Rule	10	2	3	2	11	6

2007

Total Number of Regulated Systems	11575
Total Number of Systems in Violation	1,638*
Total Number of Violations	3,575*

* Calculated total number of violations is 3,490.

2008

Total Number of Regulated Systems	11603
Total Number of Systems in Violation	1,632*
Total Number of Violations	2,558*

* Calculated total number of violations is 2,520.

Where to Obtain the 2007 and 2008 Annual State Public Water Systems Reports

Michigan's state reports are available by accessing the state's web site or by contacting:

Michigan Department of Environmental Quality
 Water Bureau
 P.O. Box 30273
 Lansing, MI 48909
 Contact Name: Daniel Dettweiler / Kristen Philip
 Telephone: (517) 241-1373 / (517) 241-1238
 E-mail: dettweid@michigan.gov / philipk@michigan.gov

Web site: <http://www.michigan.gov/deq>
 Click Water, then Drinking Water, then Community Water Supply

State of Minnesota 2007/2008 PWS Compliance Report

Violations for 2007

Violations Category	MCL		Treatment Technique		Significant Monitoring	
	Violations	Systems in Violation	Violations	Systems in Violation	Violations	Systems in Violation
Chemical Contaminant Group	82	73*			7	7
Total Coliform Rule	274	272*			79	69
Surface Water Treatment Rule, Interim Enhanced Surface Water Treatment Rule, and Filter Backwash Recycling Rule			13	12	9	7*
Lead and Copper Rule			0	0	37	37*
Consumer Confidence Report					6	6
Disinfection Byproducts Rule	2	1	0	0	16	15*

* Possible overcounting of violating systems.

Violations for 2008

Violations Category	MCL		Treatment Technique		Significant Monitoring	
	Violations	Systems in Violation	Violations	Systems in Violation	Violations	Systems in Violation
Chemical Contaminant Group	100	100*			1	1
Total Coliform Rule	258	253*			81	63
Surface Water Treatment Rule, Interim Enhanced Surface Water Treatment Rule, and Filter Backwash Recycling Rule			8	8*	11	8
Lead and Copper Rule			NR	NR	63	63*
Consumer Confidence Report					1	1
Disinfection Byproducts Rule	2	2	NR	NR	29	27

* Possible overcounting of violating systems.

2007

Total Number of Regulated Systems	7286
Total Number of Systems in Violation	NR
Total Number of Violations	525

2008

Total Number of Regulated Systems	7236
Total Number of Systems in Violation	NR
Total Number of Violations	554

Where to Obtain the 2007 and 2008 Annual State Public Water Systems Reports

Minnesota's state reports are available by accessing the state's web site:

Web site: <http://www.health.state.mn.us/divs/eh/water/com/dwar/report08.html>

State of Mississippi 2007/2008 PWS Compliance Report

Violations for 2007

Violations Category	MCL		Treatment Technique		Significant Monitoring	
	Violations	Systems in Violation	Violations	Systems in Violation	Violations	Systems in Violation
Chemical Contaminant Group	0	0			105	4
Total Coliform Rule	46	46			81	70
Surface Water Treatment Rule, Interim Enhanced Surface Water Treatment Rule, and Filter Backwash Recycling Rule			0	0	0	0
Lead and Copper Rule			0	0	24	21
Consumer Confidence Report					479	352
Disinfection Byproducts Rule	87	29	0	0	0	0

Violations for 2008

Violations Category	MCL		Treatment Technique		Significant Monitoring	
	Violations	Systems in Violation	Violations	Systems in Violation	Violations	Systems in Violation
Chemical Contaminant Group	0	0			18759	1024
Total Coliform Rule	66	60			29	26
Surface Water Treatment Rule, Interim Enhanced Surface Water Treatment Rule, and Filter Backwash Recycling Rule			0	0	0	0
Lead and Copper Rule			25	22	0	0
Consumer Confidence Report					240	180
Disinfection Byproducts Rule	83	36	0	0	87	82

2007

Total Number of Regulated Systems	1312
Total Number of Systems in Violation	520
Total Number of Violations	822

2008

Total Number of Regulated Systems	1283
Total Number of Systems in Violation	1,101*
Total Number of Violations	19289

* Includes public notification violations.

Where to Obtain the 2007 and 2008 Annual State Public Water Systems Reports

The state reports did not provide information regarding public availability.

State of Missouri 2007/2008 PWS Compliance Report

Violations for 2007

Violations Category	MCL		Treatment Technique		Significant Monitoring	
	Violations	Systems in Violation	Violations	Systems in Violation	Violations	Systems in Violation
Chemical Contaminant Group	145	27			781	NR
Total Coliform Rule	452	302			797	457
Surface Water Treatment Rule, Interim Enhanced Surface Water Treatment Rule, and Filter Backwash Recycling Rule			17	9	0	0
Lead and Copper Rule			0	0	46	46
Consumer Confidence Report					65	65
Disinfection Byproducts Rule	41	15	7	5	0	0

Violations for 2008

Violations Category	MCL		Treatment Technique		Significant Monitoring	
	Violations	Systems in Violation	Violations	Systems in Violation	Violations	Systems in Violation
Chemical Contaminant Group	12	3			108	108
Total Coliform Rule	556	341			851	507
Surface Water Treatment Rule, Interim Enhanced Surface Water Treatment Rule, and Filter Backwash Recycling Rule			16	9	0	0
Lead and Copper Rule			NR	NR	23	23
Consumer Confidence Report					323	227
Disinfection Byproducts Rule	54	18	11	5	4	4

2007

Total Number of Regulated Systems	2772
Total Number of Systems in Violation	NR
Total Number of Violations	2351

2008

Total Number of Regulated Systems	2782
Total Number of Systems in Violation	NR
Total Number of Violations	NR

Where to Obtain the 2007 and 2008 Annual State Public Water Systems Reports

Missouri's 2007 & 2008 state reports are available by accessing the state's web site or by contacting:

Missouri Department of Natural Resources
 Public Drinking Branch
 Water Protection Program
 P.O. Box 176
 Jefferson City, MO 65102
 Telephone: (800) 361-4827 or (573) 751-5331

Web Site: <http://www.dnr.mo.gov/env/wpp/dw-index.htm>

State of Montana 2007/2008 PWS Compliance Report

Violations for 2007

Violations Category	MCL		Treatment Technique		Significant Monitoring	
	Violations	Systems in Violation	Violations	Systems in Violation	Violations	Systems in Violation
Chemical Contaminant Group	44	23			1355	179
Total Coliform Rule	153	127			998	524
Surface Water Treatment Rule, Interim Enhanced Surface Water Treatment Rule, and Filter Backwash Recycling Rule			45	16	88	15
Lead and Copper Rule			12	12	572	382
Consumer Confidence Report					157	123
Disinfection Byproducts Rule	18	7	0	0	34	12

Violations for 2008

Violations Category	MCL		Treatment Technique		Significant Monitoring	
	Violations	Systems in Violation	Violations	Systems in Violation	Violations	Systems in Violation
Chemical Contaminant Group	58	27			1360	189
Total Coliform Rule	239	163			815	448
Surface Water Treatment Rule, Interim Enhanced Surface Water Treatment Rule, and Filter Backwash Recycling Rule			55	17	57	18
Lead and Copper Rule			11	11	271	174
Consumer Confidence Report					0	0
Disinfection Byproducts Rule	23	5	0	0	52	25

2007

Total Number of Regulated Systems	2099
Total Number of Systems in Violation	1047
Total Number of Violations	3476

2008

Total Number of Regulated Systems	2121
Total Number of Systems in Violation	945
Total Number of Violations	2941

Where to Obtain the 2007 and 2008 Annual State Public Water Systems Reports

Montana's state reports are available by contacting:

P.O. Box 200901
Helena, MT 59620-0901

Contact Name: Eugene Pizzini
Telephone: (406) 444-6972
Facsimile: (406) 444-1375
E-mail: epizzini@mt.gov

Montana's 2008 state report is available by accessing the state's web site:

Web site: <http://www.deq.mt.gov/wqinfo/pws/index.asp>

State of Nebraska 2007/2008 PWS Compliance Report

Violations for 2007

Violations Category	MCL		Treatment Technique		Significant Monitoring	
	Violations	Systems in Violation	Violations	Systems in Violation	Violations	Systems in Violation
Chemical Contaminant Group	184	70*			34	34*
Total Coliform Rule	209	164*			100	89
Surface Water Treatment Rule, Interim Enhanced Surface Water Treatment Rule, and Filter Backwash Recycling Rule			5	2	2	2
Lead and Copper Rule			NR	NR	5	5
Consumer Confidence Report					84	69
Disinfection Byproducts Rule	6	2	2	1	9	4

* Possible overcounting of violating systems.

Violations for 2008

Violations Category	MCL		Treatment Technique		Significant Monitoring	
	Violations	Systems in Violation	Violations	Systems in Violation	Violations	Systems in Violation
Chemical Contaminant Group	8	3			0	0
Total Coliform Rule	236	159			84	75
Surface Water Treatment Rule, Interim Enhanced Surface Water Treatment Rule, and Filter Backwash Recycling Rule			4	1	8	2
Lead and Copper Rule			NR	NR	0	0
Consumer Confidence Report						
Disinfection Byproducts Rule	7	3	0	0	1	1

2007

Total Number of Regulated Systems	1340
Total Number of Systems in Violation	307
Total Number of Violations	549*

* The total number of violations in the report (549) differs from the calculated total (640).

2008

Total Number of Regulated Systems	1332
Total Number of Systems in Violation	NR
Total Number of Violations	NR

Where to Obtain the 2007 and 2008 Annual State Public Water Systems Reports

Nebraska's state reports are available by accessing the state's web site or by contacting:

Nebraska Department of Health and Human Services, Division of Public Health
 301 Centennial Mall South, P.O. Box 95026
 Lincoln, NE 68509
 Contact Name: Jo Ann Wagner
 Telephone: (402) 471-0520
 E-mail: joann.wagner@dhhs.ne.gov

Web site: <http://www.dhhs.ne.gov/enh/pwsindex.htm>

State of Nevada 2007/2008 PWS Compliance Report

Violations for 2007

Violations Category	MCL		Treatment Technique		Significant Monitoring	
	Violations	Systems in Violation	Violations	Systems in Violation	Violations	Systems in Violation
Chemical Contaminant Group	NR	NR			NR	NR
Total Coliform Rule	NR	NR			NR	NR
Surface Water Treatment Rule, Interim Enhanced Surface Water Treatment Rule, and Filter Backwash Recycling Rule			NR	NR	NR	NR
Lead and Copper Rule			NR	NR	NR	NR
Consumer Confidence Report					25	25
Disinfection Byproducts Rule	NR	NR	NR	NR	NR	NR

Violations for 2008

Violations Category	MCL		Treatment Technique		Significant Monitoring	
	Violations	Systems in Violation	Violations	Systems in Violation	Violations	Systems in Violation
Chemical Contaminant Group	NR	NR			NR	NR
Total Coliform Rule	NR	NR			NR	NR
Surface Water Treatment Rule, Interim Enhanced Surface Water Treatment Rule, and Filter Backwash Recycling Rule			NR	NR	NR	NR
Lead and Copper Rule			NR	NR	NR	NR
Consumer Confidence Report					18	18
Disinfection Byproducts Rule	NR	NR	NR	NR	NR	NR

2007

Total Number of Regulated Systems	572
Total Number of Systems in Violation	224
Total Number of Violations	682

2008

Total Number of Regulated Systems	568
Total Number of Systems in Violation	237
Total Number of Violations	706

Where to Obtain the 2007 and 2008 Annual State Public Water Systems Reports

Nevada's state reports are available by accessing the state's web site or visiting county libraries in the state:

Web site: <http://ndep.nv.gov/BSDW/oversight.htm>

State of New Hampshire 2007/2008 PWS Compliance Report

Violations for 2007

Violations Category	MCL		Treatment Technique		Significant Monitoring	
	Violations	Systems in Violation	Violations	Systems in Violation	Violations	Systems in Violation
Chemical Contaminant Group	219	99*			744	103*
Total Coliform Rule	221	166			344	265
Surface Water Treatment Rule, Interim Enhanced Surface Water Treatment Rule, and Filter Backwash Recycling Rule			7	4	1	1
Lead and Copper Rule			19	18	31	30
Consumer Confidence Report					75	73
Disinfection Byproducts Rule	26	6	0	0	36	18

* Possible overcounting of violating systems.

Violations for 2008

Violations Category	MCL		Treatment Technique		Significant Monitoring	
	Violations	Systems in Violation	Violations	Systems in Violation	Violations	Systems in Violation
Chemical Contaminant Group	169	67*			281**	57**
Total Coliform Rule	253	184			343	273
Surface Water Treatment Rule, Interim Enhanced Surface Water Treatment Rule, and Filter Backwash Recycling Rule			2	2	0	0
Lead and Copper Rule			20	17	27	27
Consumer Confidence Report					99	96
Disinfection Byproducts Rule	21	4	0	0	32	16

* Possible overcounting of violating systems.

** Values in summary tables differ from text. Values from text shown here.

2007

Total Number of Regulated Systems	2416
Total Number of Systems in Violation	NR
Total Number of Violations	1723

2008

Total Number of Regulated Systems	2415
Total Number of Systems in Violation	NR
Total Number of Violations	1247

Where to Obtain the 2007 and 2008 Annual State Public Water Systems Reports

New Hampshire's state reports are available by accessing the state's web site or by contacting:

New Hampshire Department of Environmental Services
 Water Division, Drinking Water and Groundwater Bureau
 29 Hazen Drive, P.O. Box 95
 Concord, NH 03302-0095

Contact: Terri Sabia
 Telephone: (603) 271-2923
 E-mail: terri.sabbia@oit.nh.gov

Web site: http://des.nh.gov/organization/divisions/water/dwgb/annual_report.htm

State of New Jersey 2007/2008 PWS Compliance Report

Violations for 2007

Violations Category	MCL		Treatment Technique		Significant Monitoring	
	Violations	Systems in Violation	Violations	Systems in Violation	Violations	Systems in Violation
Chemical Contaminant Group	119	57			591	231
Total Coliform Rule	213	155			408	306
Surface Water Treatment Rule, Interim Enhanced Surface Water Treatment Rule, and Filter Backwash Recycling Rule			2	2*	0	0
Lead and Copper Rule			1	1	731	471
Consumer Confidence Report					8	6
Disinfection Byproducts Rule	6**	5**	NR**	NR**	6	5

* Possible overcounting of violating systems.

** MCL and Treatment Technique violations are combined in the SDWIS/FED Report.

Violations for 2008

Violations Category	MCL		Treatment Technique		Significant Monitoring	
	Violations	Systems in Violation	Violations	Systems in Violation	Violations	Systems in Violation
Chemical Contaminant Group	167	53			1031	85
Total Coliform Rule					247	197
Surface Water Treatment Rule, Interim Enhanced Surface Water Treatment Rule, and Filter Backwash Recycling Rule			1	1	0	0
Lead and Copper Rule			59	53	98	90
Consumer Confidence Report					2	2
Disinfection Byproducts Rule	0	0	1	1	181	58

2007

Total Number of Regulated Systems	4006
Total Number of Systems in Violation	NR
Total Number of Violations	2085

2008

Total Number of Regulated Systems	3969
Total Number of Systems in Violation	NR
Total Number of Violations	NR

Where to Obtain the 2007 and 2008 Annual State Public Water Systems Reports

EPA did not receive the 2007 compliance report and generated data from SDWIS/FED.

New Jersey's 2008 state report is available by accessing the state web site: <http://www.state.nj.us/dep/>

State of New Mexico 2007/2008 PWS Compliance Report

Violations for 2007

Violations Category	MCL		Treatment Technique		Significant Monitoring	
	Violations	Systems in Violation	Violations	Systems in Violation	Violations	Systems in Violation
Chemical Contaminant Group	77	28			8	5**
Total Coliform Rule	137	97**			217	169
Surface Water Treatment Rule, Interim Enhanced Surface Water Treatment Rule, and Filter Backwash Recycling Rule			16	9	13	1
Lead and Copper Rule			1	1	177	143
Consumer Confidence Report					140	89
Disinfection Byproducts Rule	18	8	6	6	46	20

* Possible overcounting of violating systems.

** Values in summary tables differ from text. Values from text shown here.

Violations for 2008

Violations Category	MCL		Treatment Technique		Significant Monitoring	
	Violations	Systems in Violation	Violations	Systems in Violation	Violations	Systems in Violation
Chemical Contaminant Group						
Total Coliform Rule						
Surface Water Treatment Rule, Interim Enhanced Surface Water Treatment Rule, and Filter Backwash Recycling Rule						
Lead and Copper Rule						
Consumer Confidence Report						
Disinfection Byproducts Rule						

2007

Total Number of Regulated Systems	1257
Total Number of Systems in Violation	450
Total Number of Violations	1,130*

* Total in report (1,130) differs from calculated total (856).

2008

Total Number of Regulated Systems	
Total Number of Systems in Violation	
Total Number of Violations	

Where to Obtain the 2007 and 2008 Annual State Public Water Systems Reports

New Mexico's 2007 state report is available by accessing the state's web site or by contacting:

New Mexico Environment Department Drinking Water Bureau
 Contact Name: Danny Valenzuela
 Telephone: (505) 476-9649 or (877) 654-8720

Web site: <http://www.nmenv.state.nm.us/dwb/dwbtop.html>

EPA anticipates receiving the 2008 compliance report in the near future.

State of New York 2007/2008 PWS Compliance Report

Violations for 2007

Violations Category	MCL		Treatment Technique		Significant Monitoring	
	Violations	Systems in Violation	Violations	Systems in Violation	Violations	Systems in Violation
Chemical Contaminant Group	NR	NR			NR	NR
Total Coliform Rule	NR	NR			NR	NR
Surface Water Treatment Rule, Interim Enhanced Surface Water Treatment Rule, and Filter Backwash Recycling Rule			NR	NR	NR	NR
Lead and Copper Rule			NR	NR	NR	NR
Consumer Confidence Report					NR	NR
Disinfection Byproducts Rule	NR	NR	NR	NR	NR	NR

* State submitted the information without a breakdown by rule.

Violations for 2008

Violations Category	MCL		Treatment Technique		Significant Monitoring	
	Violations	Systems in Violation	Violations	Systems in Violation	Violations	Systems in Violation
Chemical Contaminant Group						
Total Coliform Rule						
Surface Water Treatment Rule, Interim Enhanced Surface Water Treatment Rule, and Filter Backwash Recycling Rule						
Lead and Copper Rule						
Consumer Confidence Report						
Disinfection Byproducts Rule						

2007

Total Number of Regulated Systems	9537
Total Number of Systems in Violation	3930
Total Number of Violations	7378

2008

Total Number of Regulated Systems	
Total Number of Systems in Violation	
Total Number of Violations	

Where to Obtain the 2007 and 2008 Annual State Public Water Systems Reports

New York's 2007 state report is available by accessing the state's web site:

Web site: http://www.nyhealth.gov/environmental/water/drinking/violations/2007/2007_compliance_report.htm

EPA anticipates receiving the 2008 compliance report in the near future.

State of North Carolina 2007/2008 PWS Compliance Report

Violations for 2007

Violations Category	MCL		Treatment Technique		Significant Monitoring	
	Violations	Systems in Violation	Violations	Systems in Violation	Violations	Systems in Violation
Chemical Contaminant Group	353	62*			1,399†	916*†
Total Coliform Rule	312	255			2525	1381
Surface Water Treatment Rule, Interim Enhanced Surface Water Treatment Rule, and Filter Backwash Recycling Rule			2	2	0	0
Lead and Copper Rule			35	33	491	445
Consumer Confidence Report					217	185
Disinfection Byproducts Rule	182	68	1	1	453	271

* Possible overcounting of violating systems.

† Does not include Radionuclide violations.

Violations for 2008

Violations Category	MCL		Treatment Technique		Significant Monitoring	
	Violations	Systems in Violation	Violations	Systems in Violation	Violations	Systems in Violation
Chemical Contaminant Group						
Total Coliform Rule						
Surface Water Treatment Rule, Interim Enhanced Surface Water Treatment Rule, and Filter Backwash Recycling Rule						
Lead and Copper Rule						
Consumer Confidence Report						
Disinfection Byproducts Rule						

2007

Total Number of Regulated Systems	6686
Total Number of Systems in Violation	2521
Total Number of Violations	6,746*

* The total number of violations in the report (6,746) differs from the calculated total (5,970).

2008

Total Number of Regulated Systems	
Total Number of Systems in Violation	
Total Number of Violations	

Where to Obtain the 2007 and 2008 Annual State Public Water Systems Reports

North Carolina's 2007 state report is available by accessing the state's web site or by contacting:

Public Water Supply Section
 1634 Mail Service Center
 Raleigh, NC 27699-1634
 Contact Name: Eric Chai
 Telephone: (919) 733-2321 / Facsimile: (919) 715-4374
 E-mail: Eric.Chai@ncmail.net

Web site: <http://www.deh.enr.state.nc.us/pws>

EPA anticipates receiving the 2008 compliance report in the near future.

State of North Dakota 2007/2008 PWS Compliance Report

Violations for 2007

Violations Category	MCL		Treatment Technique		Significant Monitoring	
	Violations	Systems in Violation	Violations	Systems in Violation	Violations	Systems in Violation
Chemical Contaminant Group	3	1			7	7*
Total Coliform Rule	27	21			49	43
Surface Water Treatment Rule, Interim Enhanced Surface Water Treatment Rule, and Filter Backwash Recycling Rule			1	1	0	0
Lead and Copper Rule			0	0	1	1
Consumer Confidence Report					0	0
Disinfection Byproducts Rule	6	3	0	0	6	6

* Possible overcounting of violating systems.

Violations for 2008

Violations Category	MCL		Treatment Technique		Significant Monitoring	
	Violations	Systems in Violation	Violations	Systems in Violation	Violations	Systems in Violation
Chemical Contaminant Group	21	10			2	2
Total Coliform Rule	11	9			57	45
Surface Water Treatment Rule, Interim Enhanced Surface Water Treatment Rule, and Filter Backwash Recycling Rule			1	1	0	0
Lead and Copper Rule			0	0	3	3
Consumer Confidence Report					0	0
Disinfection Byproducts Rule	0	0	0	0	3	3

2007

Total Number of Regulated Systems	521
Total Number of Systems in Violation	74
Total Number of Violations	99*

2008

Total Number of Regulated Systems	514
Total Number of Systems in Violation	69
Total Number of Violations	98

* The total number of violations in the report (99) differs from the calculated total (100).

Where to Obtain the 2007 and 2008 Annual State Public Water Systems Reports

North Dakota's state reports are available by contacting:

North Dakota Department of Health
 Division of Municipal Facilities
 918 E Divide Ave-3rd Floor
 Bismarck, ND 58501-1947
 Contact Name: LeeAnn Tillotson
 Telephone: (701) 328-5293
 Facsimile: (701) 328-5200
 E-mail: ltillots@nd.gov

Commonwealth of the Northern Mariana Islands 2007/2008 PWS Compliance Report

Violations for 2007

Violations Category	MCL		Treatment Technique		Significant Monitoring	
	Violations	Systems in Violation	Violations	Systems in Violation	Violations	Systems in Violation
Chemical Contaminant Group	0	0			0	0
Total Coliform Rule	19	12			33	10
Surface Water Treatment Rule, Interim Enhanced Surface Water Treatment Rule, and Filter Backwash Recycling Rule			0	0	0	0
Lead and Copper Rule			0	0	93	58
Consumer Confidence Report					13	11
Disinfection Byproducts Rule	0*	0*	NR*	NR*	34	17

* MCL and Treatment Technique violations are combined in the SDWIS/FED Report.

Violations for 2008

Violations Category	MCL		Treatment Technique		Significant Monitoring	
	Violations	Systems in Violation	Violations	Systems in Violation	Violations	Systems in Violation
Chemical Contaminant Group						
Total Coliform Rule						
Surface Water Treatment Rule, Interim Enhanced Surface Water Treatment Rule, and Filter Backwash Recycling Rule						
Lead and Copper Rule						
Consumer Confidence Report						
Disinfection Byproducts Rule						

2007

Total Number of Regulated Systems	91
Total Number of Systems in Violation	NR
Total Number of Violations	192

2008

Total Number of Regulated Systems	
Total Number of Systems in Violation	
Total Number of Violations	

Where to Obtain the 2007 and 2008 Annual State Public Water Systems Reports

EPA did not receive the 2007 compliance report and generated data from SDWIS/FED.

EPA anticipates receiving the 2008 compliance report in the near future.

State of Ohio 2007/2008 PWS Compliance Report

Violations for 2007

Violations Category	MCL		Treatment Technique		Significant Monitoring	
	Violations	Systems in Violation	Violations	Systems in Violation	Violations	Systems in Violation
Chemical Contaminant Group	215	78*			1507	355*
Total Coliform Rule	371	283			1427	941
Surface Water Treatment Rule, Interim Enhanced Surface Water Treatment Rule, and Filter Backwash Recycling Rule			54	17*	4	3*
Lead and Copper Rule			4	4	104	98
Consumer Confidence Report					53	52
Disinfection Byproducts Rule	124	48*	2	1	154	150*

* Possible overcounting of violating systems.

Violations for 2008

Violations Category	MCL		Treatment Technique		Significant Monitoring	
	Violations	Systems in Violation	Violations	Systems in Violation	Violations	Systems in Violation
Chemical Contaminant Group	217	79			1434	249
Total Coliform Rule	334	200			1197	767
Surface Water Treatment Rule, Interim Enhanced Surface Water Treatment Rule, and Filter Backwash Recycling Rule			19	6	6	6
Lead and Copper Rule			1	1	91	79
Consumer Confidence Report					25	25
Disinfection Byproducts Rule	NR*	NR*	NR*	NR*	NR*	NR*

* Reported with Chemical Containment Group.

2007

Total Number of Regulated Systems	5340
Total Number of Systems in Violation	1455
Total Number of Violations	4,029*

* The total number of violations in the report (4,029) differs from the calculated total (4,019).

2008

Total Number of Regulated Systems	5185
Total Number of Systems in Violation	1217
Total Number of Violations	3324

Where to Obtain the 2007 and 2008 Annual State Public Water Systems Reports

Ohio's 2007 state report is available by accessing the state's web site or by contacting:

PWS Annual Compliance Report
Ohio EPA — DDAGW
P.O. Box 1049
Columbus, OH 43216-1049

Web site: <http://www.epa.ohio.gov/ddagw/pws.aspx>

The 2008 state report did not provide information regarding public availability.

State of Oklahoma 2007/2008 PWS Compliance Report

Violations for 2007

Violations Category	MCL		Treatment Technique		Significant Monitoring	
	Violations	Systems in Violation	Violations	Systems in Violation	Violations	Systems in Violation
Chemical Contaminant Group	98	59*			352	43
Total Coliform Rule	134	107			472	237*
Surface Water Treatment Rule, Interim Enhanced Surface Water Treatment Rule, and Filter Backwash Recycling Rule			93	34*	27	6
Lead and Copper Rule			0	0	0	0
Consumer Confidence Report					0	0
Disinfection Byproducts Rule	547	125	214	73	58	32

* Possible overcounting of violating systems.

Violations for 2008

Violations Category	MCL		Treatment Technique		Significant Monitoring	
	Violations	Systems in Violation	Violations	Systems in Violation	Violations	Systems in Violation
Chemical Contaminant Group						
Total Coliform Rule						
Surface Water Treatment Rule, Interim Enhanced Surface Water Treatment Rule, and Filter Backwash Recycling Rule						
Lead and Copper Rule						
Consumer Confidence Report						
Disinfection Byproducts Rule						

2007

Total Number of Regulated Systems	1596
Total Number of Systems in Violation	696
Total Number of Violations	1995

2008

Total Number of Regulated Systems	
Total Number of Systems in Violation	
Total Number of Violations	

Where to Obtain the 2007 and 2008 Annual State Public Water Systems Reports

Oklahoma's 2007 state report is available by accessing the state's web site or by contacting:

Department of Environmental Quality
 Water Quality Division, 8th Floor
 707 N. Robinson
 Oklahoma City, OK 73101-1677

By mail:
 Department of Environmental Quality, Water Quality Division
 P.O. Box 1677
 Oklahoma City, OK 73101-1677

Web site: <http://www.deq.state.ok.us/WQDnew/pws/index.html>

EPA anticipates receiving the 2008 compliance report in the near future.

State of Oregon 2007/2008 PWS Compliance Report

Violations for 2007

Violations Category	MCL		Treatment Technique		Significant Monitoring	
	Violations	Systems in Violation	Violations	Systems in Violation	Violations	Systems in Violation
Chemical Contaminant Group	22	14			1371	260
Total Coliform Rule	203	163			1561	858
Surface Water Treatment Rule, Interim Enhanced Surface Water Treatment Rule, and Filter Backwash Recycling Rule			16	15	0	0
Lead and Copper Rule			54	52	529	311
Consumer Confidence Report					260	87
Disinfection Byproducts Rule	2	2	0	0	116	41

Violations for 2008

Violations Category	MCL		Treatment Technique		Significant Monitoring	
	Violations	Systems in Violation	Violations	Systems in Violation	Violations	Systems in Violation
Chemical Contaminant Group						
Total Coliform Rule						
Surface Water Treatment Rule, Interim Enhanced Surface Water Treatment Rule, and Filter Backwash Recycling Rule						
Lead and Copper Rule						
Consumer Confidence Report						
Disinfection Byproducts Rule						

2007

Total Number of Regulated Systems	2628
Total Number of Systems in Violation	1353
Total Number of Violations	4134

2008

Total Number of Regulated Systems	
Total Number of Systems in Violation	
Total Number of Violations	

Where to Obtain the 2007 and 2008 Annual State Public Water Systems Reports

The 2007 state report did not provide information regarding public availability.

EPA anticipates receiving the 2008 compliance report in the near future.

Commonwealth of Pennsylvania 2007/2008 PWS Compliance Report

Violations for 2007

Violations Category	MCL		Treatment Technique		Significant Monitoring	
	Violations	Systems in Violation	Violations	Systems in Violation	Violations	Systems in Violation
Chemical Contaminant Group	218	106			5877	1393
Total Coliform Rule	435	321			1879	1323
Surface Water Treatment Rule, Interim Enhanced Surface Water Treatment Rule, and Filter Backwash Recycling Rule			9	3	282	78
Lead and Copper Rule			30	29	59	51
Consumer Confidence Report					229	229
Disinfection Byproducts Rule	108	39*	25	12*	2718	849

* Possible overcounting of violating systems.

Violations for 2008

Violations Category	MCL		Treatment Technique		Significant Monitoring	
	Violations	Systems in Violation	Violations	Systems in Violation	Violations	Systems in Violation
Chemical Contaminant Group	198	93			4600	795
Total Coliform Rule	442	375			1541	1141
Surface Water Treatment Rule, Interim Enhanced Surface Water Treatment Rule, and Filter Backwash Recycling Rule			3	2	246	64
Lead and Copper Rule			20	20	176	170
Consumer Confidence Report					211	211
Disinfection Byproducts Rule	69	33*	58	35*	1984	842*

* Possible overcounting of violating systems.

2007

Total Number of Regulated Systems	9525
Total Number of Systems in Violation	3,005*
Total Number of Violations	14,083*

* Includes public notification violations. Calculated total number of violations is 11,869.

2008

Total Number of Regulated Systems	9435
Total Number of Systems in Violation	2,847*
Total Number of Violations	13,003*

* Includes public notification violations. Calculated total number of violations is 9,548.

Where to Obtain the 2007 and 2008 Annual State Public Water Systems Reports

Pennsylvania's state reports are available by accessing the state's web site or by contacting:

Department of Environmental Protection
 Bureau of Water Standards and Facility Regulation
 P.O. Box 8467, 11th Floor RCSOB
 Harrisburg, PA 17105-8467
 Telephone: (717) 787-5017

Web site: <http://www.dep.state.pa.us>
 Keyword: drinking water

Commonwealth of Puerto Rico 2007/2008 PWS Compliance Report

Violations for 2007

Violations Category	MCL		Treatment Technique		Significant Monitoring	
	Violations	Systems in Violation	Violations	Systems in Violation	Violations	Systems in Violation
Chemical Contaminant Group	1	1			813	102*
Total Coliform Rule	254	143*			1899	236
Surface Water Treatment Rule, Interim Enhanced Surface Water Treatment Rule, and Filter Backwash Recycling Rule			266	145	0	0
Lead and Copper Rule			1	1	13	9
Consumer Confidence Report					0	0
Disinfection Byproducts Rule	40	12	54	23	27	16*

* Possible overcounting of violating systems.

Violations for 2008

Violations Category	MCL		Treatment Technique		Significant Monitoring	
	Violations	Systems in Violation	Violations	Systems in Violation	Violations	Systems in Violation
Chemical Contaminant Group	0	0			413	54*
Total Coliform Rule	246	152*			1891	242
Surface Water Treatment Rule, Interim Enhanced Surface Water Treatment Rule, and Filter Backwash Recycling Rule			183	134*	0	0
Lead and Copper Rule			0	0	29	29
Consumer Confidence Report					0	0
Disinfection Byproducts Rule	25	10	63	21	30	19*

* Possible overcounting of violating systems.

2007

Total Number of Regulated Systems	509
Total Number of Systems in Violation	NR
Total Number of Violations	3368

2008

Total Number of Regulated Systems	502
Total Number of Systems in Violation	NR
Total Number of Violations	2880

Where to Obtain the 2007 and 2008 Annual State Public Water Systems Reports

Puerto Rico's reports are available by accessing the territory's web site or by contacting:

Department of Health
 Public Water Supply Supervision Program
 Ponce de León Avenue, #431 Nacional Plaza
 9th Floor, Suite 903
 Hato Rey, Puerto Rico 00917

Web site: <http://www.salud.gov.pr>

State of Rhode Island 2007/2008 PWS Compliance Report

Violations for 2007

Violations Category	MCL		Treatment Technique		Significant Monitoring	
	Violations	Systems in Violation	Violations	Systems in Violation	Violations	Systems in Violation
Chemical Contaminant Group	0	0			5*	5**
Total Coliform Rule	80	48			35	32
Surface Water Treatment Rule, Interim Enhanced Surface Water Treatment Rule, and Filter Backwash Recycling Rule			0	0	0	0
Lead and Copper Rule			0	0	18	16
Consumer Confidence Report					4	4
Disinfection Byproducts Rule	7	3	0	0	2	2

* With the exception of Nitrates and Nitrites, Inorganic Compounds are considered a single compound.

** Possible overcounting of violating systems.

Violations for 2008

Violations Category	MCL		Treatment Technique		Significant Monitoring	
	Violations	Systems in Violation	Violations	Systems in Violation	Violations	Systems in Violation
Chemical Contaminant Group	7	6			15*	14**
Total Coliform Rule	57	40			166	139
Surface Water Treatment Rule, Interim Enhanced Surface Water Treatment Rule, and Filter Backwash Recycling Rule			0	0	0	0
Lead and Copper Rule			0	0	8	8
Consumer Confidence Report					4	4
Disinfection Byproducts Rule	3	2	0	0	0	0

* With the exception of Nitrates and Nitrites, Inorganic Compounds are considered a single compound.

** Possible overcounting of violating systems.

2007

Total Number of Regulated Systems	484
Total Number of Systems in Violation	110
Total Number of Violations	151

2008

Total Number of Regulated Systems	487
Total Number of Systems in Violation	151
Total Number of Violations	260

Where to Obtain the 2007 and 2008 Annual State Public Water Systems Reports

Rhode Island's state reports are available by accessing the state's web site or by contacting:

Rhode Island Department of Health
 Office of Drinking Water Quality
 Three Capitol Hill
 Providence, RI 02908
 Telephone: (401) 222-6867 or Relay RI (TDD) at 711

Web site: <http://www.health.ri.gov/environment/dwq/index.php>

The report was also distributed to Rhode Island's public water systems, legislature, and public libraries.

State of South Carolina 2007/2008 PWS Compliance Report

Violations for 2007

Violations Category	MCL		Treatment Technique		Significant Monitoring	
	Violations	Systems in Violation	Violations	Systems in Violation	Violations	Systems in Violation
Chemical Contaminant Group	98	30			0	0
Total Coliform Rule	71	52			79	53
Surface Water Treatment Rule, Interim Enhanced Surface Water Treatment Rule, and Filter Backwash Recycling Rule			4	3	0	0
Lead and Copper Rule			2	2	32	31
Consumer Confidence Report					74	74
Disinfection Byproducts Rule	NR*	NR*	NR*	NR*	NR*	NR*

* Reported with Chemical Containment Group.

Violations for 2008

Violations Category	MCL		Treatment Technique		Significant Monitoring	
	Violations	Systems in Violation	Violations	Systems in Violation	Violations	Systems in Violation
Chemical Contaminant Group	75	64*			0	0
Total Coliform Rule	62	62			66	53
Surface Water Treatment Rule, Interim Enhanced Surface Water Treatment Rule, and Filter Backwash Recycling Rule			0	0	5	2
Lead and Copper Rule			0	0	35	35
Consumer Confidence Report					16	16
Disinfection Byproducts Rule	25	15*	0	0	0	0

* Possible overcounting of violating systems.

2007

Total Number of Regulated Systems	1487
Total Number of Systems in Violation	212
Total Number of Violations	360

2008

Total Number of Regulated Systems	1494
Total Number of Systems in Violation	169
Total Number of Violations	268*

* The total number of violations in the report (268) differs from the calculated total (284).

Where to Obtain the 2007 and 2008 Annual State Public Water Systems Reports

South Carolina's state reports are available by accessing the state's web site or by contacting:

SCDHEC's Bureau of Water
 2600 Bull Street
 Columbia, SC 29201
 Contact Name: Bruce Bleau
 Telephone: (803) 898-4154
 Facsimile: (803) 898-3795
 E-mail: bleaup@dhec.sc.gov

Web site: <http://www.scdhec.gov/water>

State of South Dakota 2007/2008 PWS Compliance Report

Violations for 2007

Violations Category	MCL		Treatment Technique		Significant Monitoring	
	Violations	Systems in Violation	Violations	Systems in Violation	Violations	Systems in Violation
Chemical Contaminant Group	67	22			75	7
Total Coliform Rule	40	26			40	32
Surface Water Treatment Rule, Interim Enhanced Surface Water Treatment Rule, and Filter Backwash Recycling Rule			1	1	0	0
Lead and Copper Rule			0	0	11	11
Consumer Confidence Report					32	31
Disinfection Byproducts Rule	3	2	19	19	13	9

Violations for 2008

Violations Category	MCL		Treatment Technique		Significant Monitoring	
	Violations	Systems in Violation	Violations	Systems in Violation	Violations	Systems in Violation
Chemical Contaminant Group	70	22			237	17
Total Coliform Rule	37	28			62	47
Surface Water Treatment Rule, Interim Enhanced Surface Water Treatment Rule, and Filter Backwash Recycling Rule			1	1	4	1
Lead and Copper Rule			4	2	4	4
Consumer Confidence Report					31	28
Disinfection Byproducts Rule	4	1	8	8	20	15

2007

Total Number of Regulated Systems	656
Total Number of Systems in Violation	148*
Total Number of Violations	301

* Possible overcounting of violating systems.

2008

Total Number of Regulated Systems	658
Total Number of Systems in Violation	159*
Total Number of Violations	482

* Possible overcounting of violating systems.

Where to Obtain the 2007 and 2008 Annual State Public Water Systems Reports

South Dakota's state reports are available by accessing the state's web site or by contacting:

South Dakota Department of Environment and Natural Resources
 Drinking Water Program, PMB-2020
 Joe Foss Building
 523 East Capitol Ave.
 Pierre, SD 57501
 Contact Name: Mark S. Mayer, P.E.
 Telephone: (605) 773-3754
 E-mail: mark.mayer@state.sd.us

Web site: <http://denr.sd.gov/des/dw/complianceinfo.aspx>

State of Tennessee 2007/2008 PWS Compliance Report

Violations for 2007

Violations Category	MCL		Treatment Technique		Significant Monitoring	
	Violations	Systems in Violation	Violations	Systems in Violation	Violations	Systems in Violation
Chemical Contaminant Group	0	0			194	13*
Total Coliform Rule	40	40			107	79
Surface Water Treatment Rule, Interim Enhanced Surface Water Treatment Rule, and Filter Backwash Recycling Rule			29**	21**	38	26
Lead and Copper Rule			0	0	1	1
Consumer Confidence Report					21	21
Disinfection Byproducts Rule	45	18	0	0	80	48

* Possible overcounting of violating systems.

** Different values are presented in multiple tables. Values from the main summary table are shown here.

Violations for 2008

Violations Category	MCL		Treatment Technique		Significant Monitoring	
	Violations	Systems in Violation	Violations	Systems in Violation	Violations	Systems in Violation
Chemical Contaminant Group						
Total Coliform Rule						
Surface Water Treatment Rule, Interim Enhanced Surface Water Treatment Rule, and Filter Backwash Recycling Rule						
Lead and Copper Rule						
Consumer Confidence Report						
Disinfection Byproducts Rule						

2007

Total Number of Regulated Systems	897
Total Number of Systems in Violation	194
Total Number of Violations	555

2008

Total Number of Regulated Systems	
Total Number of Systems in Violation	
Total Number of Violations	

Where to Obtain the 2007 and 2008 Annual State Public Water Systems Reports

Tennessee's 2007 state report is available by accessing the state's web site:

Web site: <http://www.state.tn.us/environment/dws/DWprogram.shtml>

EPA anticipates receiving the 2008 compliance report in the near future.

State of Texas 2007/2008 PWS Compliance Report

Violations for 2007

Violations Category	MCL		Treatment Technique		Significant Monitoring	
	Violations	Systems in Violation	Violations	Systems in Violation	Violations	Systems in Violation
Chemical Contaminant Group	676	184			NA**	NA**
Total Coliform Rule	80	80			880	514
Surface Water Treatment Rule, Interim Enhanced Surface Water Treatment Rule, and Filter Backwash Recycling Rule			55*	34*	99	40
Lead and Copper Rule			15	13	7	7
Consumer Confidence Report					120	120
Disinfection Byproducts Rule	597	194	NR	NR	NA**	NA**

* Values in tables differ from text. Values from text shown here.

** In Texas, most sampling for chemical constituents is conducted by state employees or their agents.

Violations for 2008

Violations Category	MCL		Treatment Technique		Significant Monitoring	
	Violations	Systems in Violation	Violations	Systems in Violation	Violations	Systems in Violation
Chemical Contaminant Group						
Total Coliform Rule						
Surface Water Treatment Rule, Interim Enhanced Surface Water Treatment Rule, and Filter Backwash Recycling Rule						
Lead and Copper Rule						
Consumer Confidence Report						
Disinfection Byproducts Rule						

2007

Total Number of Regulated Systems	6804
Total Number of Systems in Violation	2967
Total Number of Violations	8,266*

* Total in report (8,266) differs from calculated total (2,529).

2008

Total Number of Regulated Systems	
Total Number of Systems in Violation	
Total Number of Violations	

Where to Obtain the 2007 and 2008 Annual State Public Water Systems Reports

Texas' 2007 state report is available by contacting:

Texas Commission on Environmental Quality
 Drinking Water Quality
 P.O. Box 13087
 Austin, TX 78711-3087

EPA anticipates receiving the 2008 compliance report in the near future.

State of Utah 2007/2008 PWS Compliance Report

Violations for 2007

Violations Category	MCL		Treatment Technique		Significant Monitoring	
	Violations	Systems in Violation	Violations	Systems in Violation	Violations	Systems in Violation
Chemical Contaminant Group	1	1			2269	269
Total Coliform Rule	87	63			190	148
Surface Water Treatment Rule, Interim Enhanced Surface Water Treatment Rule, and Filter Backwash Recycling Rule			3	3	0	0
Lead and Copper Rule			0	0	256	162
Consumer Confidence Report					5	3
Disinfection Byproducts Rule	0	0	0	0	0	0

Violations for 2008

Violations Category	MCL		Treatment Technique		Significant Monitoring	
	Violations	Systems in Violation	Violations	Systems in Violation	Violations	Systems in Violation
Chemical Contaminant Group						
Total Coliform Rule						
Surface Water Treatment Rule, Interim Enhanced Surface Water Treatment Rule, and Filter Backwash Recycling Rule						
Lead and Copper Rule						
Consumer Confidence Report						
Disinfection Byproducts Rule						

2007

Total Number of Regulated Systems	965
Total Number of Systems in Violation	476
Total Number of Violations	2811

2008

Total Number of Regulated Systems	
Total Number of Systems in Violation	
Total Number of Violations	

Where to Obtain the 2007 and 2008 Annual State Public Water Systems Reports

Utah's 2007 state report is available by accessing the state's web site or by contacting:

Utah Division of Drinking Water
P.O. Box 144830
Salt Lake City, UT 84114-4839

Contact: Ken Bousfield, Director
Telephone: (801) 536-4200
Facsimile: (801) 539-4211
E-mail: kbousfield@utah.gov

Web site: <http://www.drinkingwater.utah.gov>

EPA anticipates receiving the 2008 compliance report in the near future.

State of Vermont 2007/2008 PWS Compliance Report

Violations for 2007

Violations Category	MCL		Treatment Technique		Significant Monitoring	
	Violations	Systems in Violation	Violations	Systems in Violation	Violations	Systems in Violation
Chemical Contaminant Group	22	8			302	253*
Total Coliform Rule	163	122			659	440*
Surface Water Treatment Rule, Interim Enhanced Surface Water Treatment Rule, and Filter Backwash Recycling Rule			2	2	7	6
Lead and Copper Rule			46	45*	71	67*
Consumer Confidence Report					48	48
Disinfection Byproducts Rule	64	25*	0	0	49	38

* Possible overcounting of violating systems.

Violations for 2008

Violations Category	MCL		Treatment Technique		Significant Monitoring	
	Violations	Systems in Violation	Violations	Systems in Violation	Violations	Systems in Violation
Chemical Contaminant Group	9	5			235	217*
Total Coliform Rule	145	114*			408	292*
Surface Water Treatment Rule, Interim Enhanced Surface Water Treatment Rule, and Filter Backwash Recycling Rule			2	2	0	0
Lead and Copper Rule			5	5	47	45*
Consumer Confidence Report					85	85
Disinfection Byproducts Rule	45	18*	0	0	44	41*

* Possible overcounting of violating systems.

2007

Total Number of Regulated Systems	1366
Total Number of Systems in Violation	662
Total Number of Violations	1433

2008

Total Number of Regulated Systems	1,323
Total Number of Systems in Violation	556*
Total Number of Violations	1,167*

* May include minor and public notification violations. Calculated total number of violations is 1,025.

Where to Obtain the 2007 and 2008 Annual State Public Water Systems Reports

The state reports are available by contacting:

Vermont Department of Environmental Conservation
 Vermont Water Supply Division
 103 South Main Street
 Waterbury, VT 05671-0403
 Telephone: (in state) (800) 823-6500
 Telephone: (out of state) (802) 241-3400

Virgin Islands 2007/2008 PWS Compliance Report

Violations for 2007

Violations Category	MCL		Treatment Technique		Significant Monitoring	
	Violations	Systems in Violation	Violations	Systems in Violation	Violations	Systems in Violation
Chemical Contaminant Group	5	5			104	97
Total Coliform Rule	40	32			172	88
Surface Water Treatment Rule, Interim Enhanced Surface Water Treatment Rule, and Filter Backwash Recycling Rule			NR	NR	NR	NR
Lead and Copper Rule			0	0	42	42
Consumer Confidence Report					7	7
Disinfection Byproducts Rule	NR	NR	NR	NR	NR	NR

Violations for 2008

Violations Category	MCL		Treatment Technique		Significant Monitoring	
	Violations	Systems in Violation	Violations	Systems in Violation	Violations	Systems in Violation
Chemical Contaminant Group						
Total Coliform Rule						
Surface Water Treatment Rule, Interim Enhanced Surface Water Treatment Rule, and Filter Backwash Recycling Rule						
Lead and Copper Rule						
Consumer Confidence Report						
Disinfection Byproducts Rule						

2007

Total Number of Regulated Systems	360
Total Number of Systems in Violation	NR
Total Number of Violations	370

2008

Total Number of Regulated Systems	
Total Number of Systems in Violation	
Total Number of Violations	

Where to Obtain the 2007 and 2008 Annual State Public Water Systems Reports

The Virgin Islands' 2007 report is available by contacting:

Department of Planning and Natural Resources
Division of Environmental Protection

Virgin Islands' report is also available at all public libraries, the University of the Virgin Islands' (UVI) library, UVI's Water Resource Research Institute, and at local laboratories.

EPA anticipates receiving the 2008 compliance report in the near future.

Commonwealth of Virginia 2007/2008 PWS Compliance Report

Violations for 2007

Violations Category	MCL		Treatment Technique		Significant Monitoring	
	Violations	Systems in Violation	Violations	Systems in Violation	Violations	Systems in Violation
Chemical Contaminant Group	88	36			857	99
Total Coliform Rule	295	194			685	448
Surface Water Treatment Rule, Interim Enhanced Surface Water Treatment Rule, and Filter Backwash Recycling Rule			6	3	20	9
Lead and Copper Rule			159	137	31	29
Consumer Confidence Report					81	67
Disinfection Byproducts Rule	47	16	58	34	45	43

Violations for 2008

Violations Category	MCL		Treatment Technique		Significant Monitoring	
	Violations	Systems in Violation	Violations	Systems in Violation	Violations	Systems in Violation
Chemical Contaminant Group						
Total Coliform Rule						
Surface Water Treatment Rule, Interim Enhanced Surface Water Treatment Rule, and Filter Backwash Recycling Rule						
Lead and Copper Rule						
Consumer Confidence Report						
Disinfection Byproducts Rule						

2007

Total Number of Regulated Systems	2944
Total Number of Systems in Violation	888*
Total Number of Violations	2372

* May include systems violating only the public notification rule.

2008

Total Number of Regulated Systems	
Total Number of Systems in Violation	
Total Number of Violations	

Where to Obtain the 2007 and 2008 Annual State Public Water Systems Reports

Virginia's 2007 state report is available by accessing the state's web site:

Web site: <http://www.vdh.virginia.gov/drinkingwater/compliance/annualReport.htm>

EPA anticipates receiving the 2008 compliance report in the near future.

State of Washington 2007/2008 PWS Compliance Report

Violations for 2007

Violations Category	MCL		Treatment Technique		Significant Monitoring	
	Violations	Systems in Violation	Violations	Systems in Violation	Violations	Systems in Violation
Chemical Contaminant Group	NR	NR			NR	NR
Total Coliform Rule	451	335			807	546
Surface Water Treatment Rule, Interim Enhanced Surface Water Treatment Rule, and Filter Backwash Recycling Rule			85	25	11	5
Lead and Copper Rule			0	0	253	253
Consumer Confidence Report					223	223
Disinfection Byproducts Rule	NR	NR	NR	NR	NR	NR

Violations for 2008

Violations Category	MCL		Treatment Technique		Significant Monitoring	
	Violations	Systems in Violation	Violations	Systems in Violation	Violations	Systems in Violation
Chemical Contaminant Group						
Total Coliform Rule						
Surface Water Treatment Rule, Interim Enhanced Surface Water Treatment Rule, and Filter Backwash Recycling Rule						
Lead and Copper Rule						
Consumer Confidence Report						
Disinfection Byproducts Rule						

2007

Total Number of Regulated Systems	4193
Total Number of Systems in Violation	1172
Total Number of Violations	1830

2008

Total Number of Regulated Systems	
Total Number of Systems in Violation	
Total Number of Violations	

Where to Obtain the 2007 and 2008 Annual State Public Water Systems Reports

Washington's 2007 state report is available by accessing the state's web site or by contacting:

Department of Health
 Office of Drinking Water
 P.O. Box 47822
 Olympia, WA 98504-7822
 Telephone: (800) 521-0323

Web site: <http://www.doh.wa.gov/ehp/dw/enforcement/enflink2.htm>

EPA anticipates receiving the 2008 compliance report in the near future.

State of West Virginia 2007/2008 PWS Compliance Report

Violations for 2007

Violations Category	MCL		Treatment Technique		Significant Monitoring	
	Violations	Systems in Violation	Violations	Systems in Violation	Violations	Systems in Violation
Chemical Contaminant Group	2	1			3174	137
Total Coliform Rule	19	16			425	222
Surface Water Treatment Rule, Interim Enhanced Surface Water Treatment Rule, and Filter Backwash Recycling Rule			9	9*	48	13
Lead and Copper Rule			6	6	234	124
Consumer Confidence Report					192	132
Disinfection Byproducts Rule	59	24	20	15	95	40

* Possible overcounting of violating systems.

Violations for 2008

Violations Category	MCL		Treatment Technique		Significant Monitoring	
	Violations	Systems in Violation	Violations	Systems in Violation	Violations	Systems in Violation
Chemical Contaminant Group	2	2			1749	163
Total Coliform Rule	10	8			411	218
Surface Water Treatment Rule, Interim Enhanced Surface Water Treatment Rule, and Filter Backwash Recycling Rule			11	9	35	17
Lead and Copper Rule			6	6	192	105
Consumer Confidence Report					144	86
Disinfection Byproducts Rule	52	24	13	11	102	63

2007

Total Number of Regulated Systems	1106
Total Number of Systems in Violation	588*
Total Number of Violations	5,861*

* Includes public notification violations. Calculated total number of violations is 4,283

2008

Total Number of Regulated Systems	1313
Total Number of Systems in Violation	591*
Total Number of Violations	4319*

* Includes public notification violations. Calculated total number of violations is 2,727.

Where to Obtain the 2007 and 2008 Annual State Public Water Systems Reports

West Virginia's state reports are available by accessing the state's web site or by contacting:

Web site: www.wvdhhr.org/oehs/eed/c&e/reports.asp

EPA's Safe Drinking Water Hotline: 1-800-426-4791

State of Wisconsin 2007/2008 PWS Compliance Report

Violations for 2007

Violations Category	MCL		Treatment Technique		Significant Monitoring	
	Violations	Systems in Violation	Violations	Systems in Violation	Violations	Systems in Violation
Chemical Contaminant Group	226	68*			1000	324*
Total Coliform Rule	337	361			521	444
Surface Water Treatment Rule, Interim Enhanced Surface Water Treatment Rule, and Filter Backwash Recycling Rule			0	0	0	0
Lead and Copper Rule			4	4	15	15
Consumer Confidence Report					21	21
Disinfection Byproducts Rule	3	NR	0	0	19	NR

* Possible overcounting of violating systems.

Violations for 2008

Violations Category	MCL		Treatment Technique		Significant Monitoring	
	Violations	Systems in Violation	Violations	Systems in Violation	Violations	Systems in Violation
Chemical Contaminant Group	92	36*			913	306*
Total Coliform Rule	457	353			514	448
Surface Water Treatment Rule, Interim Enhanced Surface Water Treatment Rule, and Filter Backwash Recycling Rule			0	0	0	0
Lead and Copper Rule			18	18	21	21
Consumer Confidence Report					16	16
Disinfection Byproducts Rule	11	5	0	0	11	11

* Possible overcounting of violating systems.

2007

Total Number of Regulated Systems	11493
Total Number of Systems in Violation	1218
Total Number of Violations	2146

2008

Total Number of Regulated Systems	11446
Total Number of Systems in Violation	409
Total Number of Violations	2053

Where to Obtain the 2007 and 2008 Annual State Public Water Systems Reports

Wisconsin's state reports are available by contacting:

Department of Natural Resources
 Bureau of Drinking Water and Groundwater
 P.O. Box 7921
 Madison, WI 53707
 Telephone: (608) 267-4230

State of Wyoming 2007/2008 PWS Compliance Report

Violations for 2007

Violations Category	MCL		Treatment Technique		Significant Monitoring	
	Violations	Systems in Violation	Violations	Systems in Violation	Violations	Systems in Violation
Chemical Contaminant Group	1	1			38	24
Total Coliform Rule	51	44*			122	87
Surface Water Treatment Rule, Interim Enhanced Surface Water Treatment Rule, and Filter Backwash Recycling Rule			9**	7**	1	1
Lead and Copper Rule			NR	NR	14	11
Consumer Confidence Report					3	3
Disinfection Byproducts Rule	0	0	0	0	7	5

* Possible overcounting of violating systems.

** Values in summary tables differ from text. Values from text shown here.

Violations for 2008

Violations Category	MCL		Treatment Technique		Significant Monitoring	
	Violations	Systems in Violation	Violations	Systems in Violation	Violations	Systems in Violation
Chemical Contaminant Group	1	1			11	11
Total Coliform Rule	48	35*			82	67
Surface Water Treatment Rule, Interim Enhanced Surface Water Treatment Rule, and Filter Backwash Recycling Rule			8	5	1	1
Lead and Copper Rule			0	0	21	20
Consumer Confidence Report					0	0
Disinfection Byproducts Rule	12	10*	0	0	2	2

* Possible overcounting of violating systems.

2007

Total Number of Regulated Systems	766
Total Number of Systems in Violation	183
Total Number of Violations	246

2008

Total Number of Regulated Systems	765
Total Number of Systems in Violation	152
Total Number of Violations	186

Where to Obtain the 2007 and 2008 Annual State Public Water Systems Reports

Wyoming's state reports are available by accessing the state's web site or by contacting:

EPA Region 8 Environmental Information Service Center
 Telephone: (303) 312-6312 or (800) 227-8917
 E-mail: r8eisc@epa.gov

Web site: <http://www.epa.gov/region8/water/dwhome/wyomingdi.html>