



History of the Offshore Oil and Gas Industry in Southern Louisiana

Volume VI: A Collection of Photographs



History of the Offshore Oil and Gas Industry in Southern Louisiana

Volume VI: A Collection of Photographs

Authors

Diane E. Austin
Justin Gaines

Prepared under MMS Contract
1435-01-02-CA-85169
by
Louisiana State University
Center for Energy Studies
Baton Rouge, Louisiana 70803

Published by

U.S. Department of the Interior
Minerals Management Service
Gulf of Mexico OCS Region

New Orleans
September 2008

DISCLAIMER

This report was prepared under contract between the Minerals Management Service (MMS) and Louisiana State University's Center for Energy Studies. This report has not been technically reviewed by MMS. Approval does not signify that the contents necessarily reflect the view and policies of the Service, nor does mention of trade names or commercial products constitute endorsement or recommendation for use. It is, however, exempt from review and compliance with MMS editorial standards.

REPORT AVAILABILITY

Extra copies of the report may be obtained from the Public Information Office (Mail Stop 5034) at the following address:

U.S. Department of the Interior
Minerals Management Service
Gulf of Mexico OCS Region
Public Information Office (MS 5034)
1201 Elmwood Park Boulevard
New Orleans, Louisiana 70123-2394
Telephone Number: 1-800-200-GULF
1-504-736-2519

CITATION

Suggested citation:

Austin, D. E. and J. Gaines. 2008. History of the offshore oil and gas industry in southern Louisiana. Volume VI: A collection of photographs. U.S. Dept. of the Interior, Minerals Management Service, Gulf of Mexico OCS Region, New Orleans, LA. OCS Study MMS 2008-047. 165 pp.

ABOUT THE COVER

Offshore rig, vessels, and barge in the Gulf of Mexico, May 1956, Jesse Grice Collection (photo number 242-16), Morgan City Archives.

TABLE OF CONTENTS

	<u>Page</u>
PREFACE	vii
ACKNOWLEDGMENTS	ix
1. INTRODUCTION	1
1.1. Organization of Materials.....	1
1.2. The Photographs.....	2
2. THUMBNAILS OF THE PHOTOGRAPHS	3
Angel, Tom	5
Ayers, Buddy	7
Babin, Eddie.....	8
Barrett, Herb	9
Belanger, Roland.....	10
Bernard, Melvin	11
Boudreaux, Moye.....	12
Breux, Numa	13
Broussard, James.....	14
Burgess, Leroy	16
Camp, Ruth	17
Christ, Charles “CJ”	18
Cockerham, Bob	19
Conrad, Parker	20
Constant, Nelson.....	21
Crochet, James “Peanut”	22
Cunningham, Jerry	23
Curole, Bernice	25
Daspit, Walter	26
Dominique, Doughty.....	28
Fackler, Dale	29
Fanguy, Phillip.....	32
Galletti, Mary Ann	33
George, Phillip	34
Gilmore, Selwin	35
Giroir, Jake.....	36
Grubbs, Whitey	37
Guidry, Dick	39
Guzzetta, Vince.....	40
Henderson, Delores.....	41
Henry, Ed	42
Hobbs, Fannie	43
Hynson, Tom.....	44

TABLE OF CONTENTS
(continued)

	<u>Page</u>
LeJeune, Houston.....	45
Marmande, Bob.....	47
McCully, Jack	48
Michel, Drew	49
Miller, Lillian.....	52
Miller, Lynda	54
Naquin, Donald.....	62
Perry, Ken	63
Pispsair, Chester.....	64
Poiencot, Russell.....	66
Rhodes, Percy	67
Rogers, Pete	68
Ryan, John.....	69
Savoie, Joyce.....	70
Schouest, Joe.....	71
Shea, Jerry.....	80
Shivers, Robert.....	82
Smith, Roy	84
Utley, Merrill Sr. and Merrill Jr.....	86
Viator, Kenneth.....	87
Vining, Laurie.....	88
Wurzlow, Peggy.....	89
3. LIST OF PHOTOGRAPHS	91
4. GIFT OF PHOTOGRAPHS RELEASE FORM.....	163

PREFACE

The development of the offshore petroleum industry is a remarkable story of inventiveness, entrepreneurship, hard work, and risk-taking that turned Louisiana's relatively isolated coastal communities into significant contributors to the U.S. and global economies. This industry emerged as local residents and returning World War II veterans applied skills, technologies, and can-do attitudes to overcome the many challenges of producing oil from below the ocean floor. Offshore workers initially came from Texas, Oklahoma, and Louisiana, but soon people from throughout the United States were attracted to the Gulf Coast. This industry, born in the Louisiana marshes, has grown to have a key place in the modern world. Yet, it is little known, understood, or documented, and its dynamic economic role is virtually invisible.

To explore the history and evolution of this industry and the people and communities where it was born, in 2001 the U.S. Minerals Management Service (MMS) sponsored a study to examine the historical evolution of the offshore oil and gas industry and its effects on Louisiana's coastal culture, economy, landscape, and society. The study represented the convergence of the ideas of several people who recognized that an important piece of history – the origins of the offshore petroleum industry – was being lost and that capturing it would require the use of published works, periodicals and other documents, and oral histories. The idea for the study was supported by the Social Science Subcommittee of the MMS Scientific Committee, staff from MMS Headquarters and the Gulf of Mexico Region office in New Orleans, members of the business and academic communities, and Louisiana civic leaders and educators. As a result, researchers from universities in Louisiana, Texas, and Arizona came together to trace the development of the industry from land and marsh to state waters and then out across the Outer Continental Shelf.

Research of the MMS Environmental Studies Program provides information and analysis in support of MMS decision-making and assessment. From the beginning, a principal aim of the history study was to establish a collection of audio recordings of interviews with workers, company owners, family members, community leaders, and others whose lives were shaped by the offshore oil and gas industry in southern Louisiana. The focus of the study was on the earliest days, especially the period from the 1930's to the 1970's. Interviewees talked about how this industry grew from its fledgling beginning in the coastal wetlands and inner bays in the 1930's through the frenzied activity of the 1970's and beyond. The interviews ranged from very general conversations about life in southern Louisiana during this period to very specific discussions of particular aspects of the oil and gas industry.

The study began with a team of researchers from the Center for Energy Studies at Louisiana State University (LSU), the Departments of History and Business at the University of Houston (UH), the Program in Public History Studies at the University of Louisiana at Lafayette (ULL), and the Bureau of Applied Research in Anthropology at the University of Arizona (UA). The LSU team was led by Dr. Allan Pulsipher and included Ric Pincomb and Dr. Don Davis. Drs. Tyler Priest and Joseph Pratt led the UH team and were assisted by Jamie Christy, Joseph Stromberg, and Tom Lassiter. Suzanne Mascola transcribed the UH interviews. At ULL, Dr. Robert Carriker was assisted by Steven Wiltz and David DiTucci.

Drs. Diane Austin and Thomas McGuire of the UA were assisted by many people. Ari Arand, Emily Bernier, Andrew Gardner, Rylan Higgins, Scott Kennedy, Christina Leza, Lauren Penney, Jessica Piekelek, Dr. James Sell, and Joanna Stone conducted interviews and helped summarize and transcribe them. Kevin Bulletts, Jacqueline Dorfman, Justin Gaines, Mary Good, Kris Larson, Karen Morrison, Stephanie Pagac, Megan Prescott, Sherri Raskin, Jeremy Slack, and Maisa Taha helped transcribe and edit interviews and manage the project office, website, and multimedia products. UA researchers were supported by community assistants in Houma, Raceland, and New Iberia: Lois Boutte, Charlene Broussard, Norma Cormier, Nicole Crosby, Carolyn Cummings, Robyn Hargrave, and Debbie Touns. They received tremendous support from local organizations and individuals, especially the Barataria-Terrebonne National Estuary Program, Bayou Native Bed and Breakfast, C.J. Christ, the Desk and Derrick Clubs of Morgan City and New Orleans, the Louisiana Technical College Young Memorial Campus, the Morgan City Archives, the Morgan City Daily Review, the Nicholls State University Archives, Steve and Jean Shirley, and the United Houma Nation.

Over 450 interviews were recorded during this study. The tapes and discs onto which the interviews were recorded and the transcripts of the interviews are available in the archives of the University of Houston, Louisiana State University, University of Louisiana at Lafayette, and Nicholls State University. Each interview provides a unique look at the offshore oil and gas industry and its impacts on workers, their families, and their communities.

In addition to the recorded interviews, six volumes were produced during this project. The first, *Volume 1: Papers of the Evolving Offshore Industry*, is a collection of analytical papers, each of which deals with an important aspect of the evolution of the offshore oil and gas industry. That volume is followed by three more, *Volume 2: Bayou Lafourche – Oral Histories of the Oil and Gas Industry*; *Volume 3: Morgan City’s History in the Era of Oil and Gas – Perspectives of Those Who Were There*, and *Volume 4: Terrebonne Parish*, all of which examine the offshore oil and gas industry through the lens of a particular community or region of southern Louisiana. *Volume 5: Guide to the Interviews* summarizes information about the interviews, including how each interviewee became involved in the study, his or her family and/or occupational history, and particular highlights of the interview. The final volume, *Volume 6: A Collection of Photographs*, is a compilation of photographs, diagrams, and other visual images that were collected from interviewees during the study.

ACKNOWLEDGMENTS

This volume would not be possible without the cooperation and assistance of many people. While interviewing southern Louisiana residents about their experiences in the offshore oil and gas industry, Andrew Gardner, a researcher with the Bureau of Applied Research in Anthropology at the University of Arizona (UA), began to encounter people with photographs of the events, equipment, and people they were describing in their interviews. Recognizing that allowing people to bring out photos and talk about them during a regular recorded interview would result in something that would later be unintelligible to a listener, Andrew conferred with the rest of the UA team and developed a specialized “photo interview” that was designed to allow the interviewee to share photographs and tell stories associated with them.

Between 2001 and 2005, Andrew, Emily Bernier, and Diane Austin refined the photo interview format and collected thousands of digital images of oilfield workers, equipment, and communities. During 2003 and 2004, several other members of the UA and University of Houston research teams, notably James Sell, Jessica Piekelek, and Jamie Christy, also conducted photo interviews. In the end, 53 study participants shared their photos and stories with us. It is to those individuals, whose names appear throughout the volume on the pages with their photos, that we owe our sincerest thanks.

1. INTRODUCTION

From 2001-2005 the U.S. Minerals Management Service sponsored a study to examine the historical evolution of the offshore oil and gas industry and its effects on Louisiana's coastal culture, economy, landscape, and society. Researchers from universities in Louisiana, Texas, and Arizona came together to trace the development from land and marsh to state waters and across the Outer Continental Shelf. As one component of this project, university and community researchers gathered oral histories from workers, family members, community leaders, and others whose lives were shaped by the offshore oil and gas industry in southern Louisiana. Local entrepreneurs, workers, family members, and industry and community leaders talked about how this industry grew and developed.

Whenever possible, the interviews were recorded on tape or compact disc (CD) and archived. Photographs, diagrams, and other materials were gathered as well. The photographs were scanned and a digital copy placed in the project archive; the originals were returned to the owners. Whenever possible, a copy of the recorded interview was returned to the interviewee. Interviewees granted researchers permission to place their interviews and digital copies of their photographs in the public domain (see Chapter 4 for Gift of Personal Photographs Release Form). These materials are available for unrestricted scholarly, educational and public use. Persons using these materials should credit the donor and the Offshore Oil and Gas History Project (OOGHP). For example, "Interview with John Rogers, OOGHP, 2001" or "Photograph from John Rogers, OOGHP, 2001."

This guide to the photographs was created to organize the photographs and provide users access to them. A companion volume presents the interviews that were conducted during this project (see *History of the Offshore Oil and Gas Industry and its Effects on Louisiana, Volume 6: A Guide to the Interviews*). That volume also provides information about how to access the database of interview summaries and transcripts of the interviews.

1.1. Organization of Materials

Interviews and photographs archived during the Offshore Oil and Gas History Project were catalogued and organized in electronic databases. Each interview was given a unique number and a separate entry. Each photograph was stored in a separate file in jpg format. The accompanying compact discs contain electronic copies of all photographs in the collection and of the signed release forms. Thumbnails of all photos are presented in this volume in Chapter 2, as described below.

A list of all photographs collected during the Project is provided in Chapter 3. The list includes the name of the file containing a digital image of the photo, a description of the photo, the date of the photo (if available), the name of the donor, date of interviews conducted with that person, and the interview number(s). The list of photographs is available electronically on the first compact disc of the set and can be readily searched.

1.2. The Photographs

Each photograph provides a unique look at the offshore oil and gas industry and its impacts on workers, their families, and their communities. The photographs are organized by donor; the donors are organized alphabetically by last name. Thumbnails of the images are grouped together in numerical order. Researchers interviewed the donors about their photographs and recorded information about each photo. A brief description of each photo is included in the list of photographs in Chapter 3. In most cases during the interview, additional information was provided as context for the photo. Many of the photo interviews were recorded on audio tape or disc as well as in written notes.

The tapes and discs onto which all interviews associated with this project were recorded and paper copies of the transcripts of those interviews are available in the archives of the Louisiana State University, University of Houston, University of Louisiana at Lafayette, and Nicholls State University. Copies of these materials can be obtained by contacting the archivists of these institutions.

2. THUMBNAILS OF THE PHOTOGRAPHS



AngelT01



AngelT02



AngelT03



AngelT04



AngelT05




AngelT06



AngelT07



AngelT08



AngelT09



AngelT10



AngelT11



AngelT12



AngelT13



AngelT14



AngelT15



AngelT16



AngelT18



AngelT19



AngelT20



AngelT21



AngelT22



AngelT23



AngelT24



AngelT25



AngelT26



AngelT27



AngelT28



AngelT29

These pictures were donated by Tom Angel.



AngelT30




AngelT31



AngelT32



AngelT33



AngelT34



AngelT35



AngelT36



AngelT37



AngelT38



AngelT39



AngelT40



AngelT41



AngelT42



AngelT43



AngelT44



AngelT45



AngelT46



These pictures were donated by Tom Angel.



AyersB01



AyersB02



AyersB03

These pictures were donated by Buddy Ayers.



BabinE01



BabinE02



BabinE04



BabinE05

These pictures were donated by Eddie Babin.



BarrettH01



BarrettH02



BarrettH03



BarrettH04



BarrettH05



BarrettH06



BarrettH07



BarrettH08



BarrettH09



BarrettH10



BarrettH11



BarrettH12



BarrettH13



BarrettH14



BarrettH15



BarrettH16



BarrettH17



BarrettH18



BarrettH19



BarrettH20

These pictures were donated by Herb Barrett.



BelangerR01



BelangerR02



BelangerR03



BelangerR04

These pictures were donated by Roland Belanger.



BernardM01

This picture was donated by Melvin Bernard.



BoudreauxM01 .jpg



BoudreauxM02 .jpg



BoudreauxM03 .jpg



BoudreauxM04 .jpg



BoudreauxM05 .jpg



BoudreauxM06 .jpg



BoudreauxM06.tif



BoudreauxM07 .jpg



BoudreauxM08 .jpg



BoudreauxM09 .jpg



BoudreauxM10 .jpg



BoudreauxM11 .jpg



BoudreauxM12 .jpg



BoudreauxM13 .jpg

These pictures were donated by Moye Boudreaux.



BreauxN01



BreauxN02



BreauxN03



BreauxN04

These pictures were donated by Numa Breaux.



BroussardJ01



BroussardJ02



BroussardJ03



BroussardJ04



BroussardJ05



BroussardJ06



BroussardJ07



BroussardJ08



BroussardJ09



BroussardJ10



BroussardJ11



BroussardJ12



BroussardJ13



BroussardJ14



BroussardJ15



BroussardJ16



BroussardJ17



BroussardJ18



BroussardJ19



BroussardJ20



BroussardJ21



BroussardJ22



BroussardJ23



BroussardJ24



BroussardJ25



BroussardJ26



BroussardJ27



BroussardJ28

These pictures were donated by James Broussard.



BroussardJ29



BroussardJ30



BroussardJ31



BroussardJ32



BroussardJ34



BroussardJ35



BroussardJ36



BroussardJ37



BroussardJ38



BroussardJ39



BroussardJ40



BroussardJ41



BroussardJ42



BroussardJ43



BroussardJ44



BroussardJ45



BroussardJ46



BroussardJ47



BroussardJ48



BroussardJ49



BroussardJ50



BroussardJ51



BroussardJ52



BroussardJ53



BroussardJ54



BroussardJ55



BroussardJ56



These pictures were donated by James Broussard.



BurgessJ01



BurgessJ02



BurgessJ03



BurgessJ04



BurgessJ05



BurgessJ06



BurgessJ07



BurgessJ08

These pictures were donated by Leroy Burgess.



CampR01



CampR02



CampR03



CampR04



CampR05



CampR06



CampR07



CampR08



CampR09



CampR10



CampR11



CampR12



CampR13

These pictures were donated by Ruth Camp.



ChristC01



ChristC02



ChristC03



ChristC04



ChristC05



ChristC06



ChristC07



ChristC08



ChristC09



ChristC10



ChristC11



ChristC12



ChristC13



ChristC14



ChristC15



ChristC16



ChristC17



ChristC18



ChristC19



ChristC20



ChristC21

These pictures were donated by Charles "CJ" Christ.



CockerhamB01.JPG



CockerhamB02.JPG



CockerhamB03.JPG



CockerhamB04.JPG



CockerhamB05.JPG



CockerhamB06.JPG



CockerhamB07.JPG



CockerhamB08.JPG



CockerhamB09.JPG



CockerhamB10.JPG



CockerhamB11.JPG



CockerhamB12.JPG



CockerhamB13.JPG



CockerhamB14.JPG



CockerhamB15.JPG



CockerhamB16.JPG



CockerhamB17.JPG



CockerhamB18.JPG



CockerhamB19.JPG



CockerhamB20.JPG



CockerhamB21.JPG



CockerhamB22.JPG



CockerhamB23.JPG



CockerhamB24.JPG

These pictures were donated by Bob Cockerham.



ConradP01



ConradP02



ConradP03



ConradP04



ConradP05



ConradP06



ConradP07



ConradP08



ConradP09



ConradP10



ConradP11



ConradP12



ConradP13

These pictures were donated by Parker Conrad.



ConstantN01



ConstantN02



ConstantN03



ConstantN04



ConstantN05



ConstantN06



ConstantN07



ConstantN08



ConstantN09



ConstantN10



ConstantN11



ConstantN12



ConstantN13



ConstantN14



ConstantN15



ConstantN16



ConstantN17



ConstantN18



ConstantN19




ConstantN20



ConstantN21

These pictures were donated by Nelson Constant.



CrochetJ01



CrochetJ02



CrochetJ03



CrochetJ04



CrochetJ05

These pictures were donated by James “Peanut” Crochet.



CunninghamJ01



CunninghamJ02



CunninghamJ03



CunninghamJ04



CunninghamJ05



CunninghamJ06



CunninghamJ07



CunninghamJ08



CunninghamJ09



CunninghamJ10



CunninghamJ11



CunninghamJ12



CunninghamJ13



CunninghamJ14



CunninghamJ15



CunninghamJ16



CunninghamJ17



CunninghamJ18



CunninghamJ19



CunninghamJ20



CunninghamJ21



CunninghamJ22



CunninghamJ23



CunninghamJ24



CunninghamJ25



CunninghamJ26



CunninghamJ27



CunninghamJ28

These pictures were donated by Jerry Cunningham.



CunninghamJ29



CunninghamJ30



CunninghamJ31



CunninghamJ32



CunninghamJ33



CunninghamJ34



CunninghamJ35



CunninghamJ36



CunninghamJ37



These pictures were donated by Jerry Cunningham.



CuroleB01



CuroleB02



CuroleB03



CuroleB04

These pictures were donated by Bernice Curole.



DaspitW01



DaspitW02



DaspitW03



DaspitW04



DaspitW05



DaspitW06



DaspitW07



DaspitW08



DaspitW09



DaspitW10



DaspitW11



DaspitW12



DaspitW13



DaspitW14



DaspitW15



DaspitW16



DaspitW17



DaspitW18



DaspitW19



DaspitW20



DaspitW21



DaspitW22



DaspitW23



DaspitW24



DaspitW25



DaspitW26



DaspitW27



DaspitW28

These pictures were donated by Walter Daspit.



DaspitW29



DaspitW30



DaspitW31



DaspitW32



DaspitW33



DaspitW34



DaspitW35



DaspitW36



DaspitW37



DaspitW38



DaspitW39



DaspitW40

These pictures were donated by Walter Daspit.





DominiqueD01



DominiqueD02



DominiqueD03



DominiqueD04



DominiqueD05



DominiqueD06



DominiqueD07

These pictures were donated by Doughty Dominique.



FacklerD01



FacklerD02



FacklerD03



FacklerD04



FacklerD05



FacklerD06



FacklerD07



FacklerD08



FacklerD09



FacklerD10



FacklerD11



FacklerD12



FacklerD13



FacklerD14



FacklerD15



FacklerD16



FacklerD17



FacklerD18




FacklerD19



FacklerD20



FacklerD21



FacklerD22



FacklerD23



FacklerD24



FacklerD25



FacklerD26



FacklerD27



FacklerD28

These pictures were donated by Dale Fackler.



FacklerD29



FacklerD30



FacklerD31



FacklerD32



FacklerD33



FacklerD34



FacklerD35



FacklerD36



FacklerD37



FacklerD38



FacklerD39



FacklerD40



FacklerD41



FacklerD42



FacklerD43



FacklerD44



FacklerD45



FacklerD46



FacklerD47



FacklerD48



FacklerD49



FacklerD50



FacklerD51



FacklerD52



FacklerD53



FacklerD54



FacklerD55



FacklerD56

These pictures were donated by Dale Fackler.



FacklerD57



FacklerD58



FacklerD59



FacklerD60

These pictures were donated by Dale Fackler.



FanguyP01



FanguyP02



FanguyP03



FanguyP04



FanguyP06



FanguyP07

These pictures were donated by Phillip Fanguy.



GallettiM01



GallettiM02



GallettiM03



GallettiM04



GallettiM05



GallettiM06



GallettiM07



GallettiM08



GallettiM09



GallettiM10



GallettiM11



GallettiM12



GallettiM14



GallettiM15



GallettiM16



GallettiM17



GallettiM18



GallettiM19



GallettiM20



GallettiM21



GallettiM22



GallettiM23



GallettiM24



GallettiM25



GallettiM26



GallettiM27

These pictures were donated by Mary Ann Galletti.



GeorgeP01



GeorgeP02



GeorgeP03



GeorgeP04



GeorgeP05



GeorgeP06



GeorgeP07



GeorgeP09

These pictures were donated by Phillip George.



GilmoreB01



GilmoreB02



GilmoreB03



GilmoreB04



GilmoreB05



GilmoreB06



GilmoreB07



GilmoreB08



GilmoreB09



GilmoreB10

These pictures were donated by Selwin Gilmore.



GiroirJ01



GiroirJ02



GiroirJ03



GiroirJ04




GiroirJ05



GiroirJ06



GiroirJ07



GiroirJ08



GiroirJ09



GiroirJ10



GiroirJ11



GiroirJ12



GiroirJ13



GiroirJ14



GiroirJ15



GiroirJ16

These pictures were donated by Jake Giroir.



GrubbsW01



GrubbsW02



GrubbsW03



GrubbsW04



GrubbsW05



GrubbsW06




GrubbsW07



GrubbsW08



GrubbsW09



GrubbsW10



GrubbsW11



GrubbsW12



GrubbsW13




GrubbsW14



GrubbsW15



GrubbsW16



GrubbsW17



GrubbsW18



GrubbsW19



GrubbsW20



GrubbsW21



GrubbsW22



GrubbsW23



GrubbsW24



GrubbsW25



GrubbsW26



GrubbsW27



GrubbsW28

These pictures were donated by Whitey Grubbs.



GrubbsW29



GrubbsW30



GrubbsW31



GrubbsW32



GrubbsW33



GrubbsW34



GrubbsW35



GrubbsW36



GrubbsW37



GrubbsW38

These pictures were donated by Whitey Grubbs.




GuidryD01



GuidryD02



GuidryD03



GuidryD04



GuidryD05

These pictures were donated by Dick Guidry.



GuzzettaV01



GuzzettaV02



GuzzettaV03



GuzzettaV04



GuzzettaV05



GuzzettaV06

These pictures were donated by Vince Guzzetta.



HendersonD01



HendersonD02



HendersonD03



HendersonD04



HendersonD05



HendersonD06



HendersonD07



HendersonD08



HendersonD09



HendersonD10



HendersonD11

These pictures were donated by Delores Henderson.



HenryE01



HenryE02



HenryE03



HenryE04



HenryE05



HenryE06



HenryE07

These pictures were donated by Ed Henry.



HobbsF01



HobbsF02



HobbsF03



HobbsF04



HobbsF05



HobbsF06

These pictures were donated by Fannie Hobbs.



HynsonT01



HynsonT02



HynsonT03



HynsonT04



HynsonT05



HynsonT06

These pictures were donated by Tom Hynson.



LeJeuneH01



LeJeuneH02



LeJeuneH03



LeJeuneH04




LeJeuneH05



LeJeuneH06



LeJeuneH07



LeJeuneH08



LeJeuneH09



LeJeuneH10



LeJeuneH11



LeJeuneH12



LeJeuneH13



LeJeuneH14



LeJeuneH15



LeJeuneH16



LeJeuneH17



LeJeuneH18



LeJeuneH19



LeJeuneH20



LeJeuneH21



LeJeuneH22



LeJeuneH23



LeJeuneH24



LeJeuneH25



LeJeuneH26



LeJeuneH27



LeJeuneH28

These pictures were donated by Houston LeJeune.



LeJeuneH29



LeJeuneH30



LeJeuneH31



LeJeuneH32



LeJeuneH33



LeJeuneH34



LeJeuneH35

These pictures were donated by Houston LeJeune.



MarmandeB01



MarmandeB02



MarmandeB03



MarmandeB04



MarmandeB05



MarmandeB06



MarmandeB07

These pictures were donated by Bob Marmande.



McCullyJ01



McCullyJ02



McCullyJ03



McCullyJ04



McCullyJ05



McCullyJ06



McCullyJ07



McCullyJ08



McCullyJ09



McCullyJ10



McCullyJ11



McCullyJ12



McCullyJ13



McCullyJ14



McCullyJ15



McCullyJ16



McCullyJ17



McCullyJ18



McCullyJ19



McCullyJ20



McCullyJ21



McCullyJ22



McCullyJ23



McCullyJ24

These pictures were donated by Jack McCully.



MichelD01



MichelD02



MichelD03



MichelD04



MichelD05



MichelD06



MichelD07



MichelD08



MichelD09



MichelD10



MichelD11



MichelD12



MichelD13



MichelD14



Dimensions: 1131 x 1168
Type: JPEG Image
Size: 137 KB

MichelD15



MichelD16



MichelD17



MichelD18



MichelD19



MichelD20



MichelD21



MichelD22



MichelD23



MichelD24



MichelD25



MichelD26



MichelD27



MichelD28

These pictures were donated by Drew Michel.



MichelD29



MichelD30



MichelD31



MichelD32



MichelD33



MichelD34



MichelD35



MichelD36



MichelD37



MichelD38



MichelD39



MichelD40



MichelD41



MichelD42



MichelD43



MichelD44



MichelD45



MichelD46



MichelD47



MichelD48



MichelD49



MichelD50



MichelD51



MichelD52



MichelD53



MichelD54



MichelD55



MichelD56

These pictures were donated by Drew Michel.



MichelD57



MichelD58



MichelD59



MichelD60



MichelD61

These pictures were donated by Drew Michel.



MillerL01



MillerL02



MillerL03



MillerL04



MillerL05



MillerL06



MillerL07



MillerL08



MillerL09



MillerL10



MillerL11



MillerL12



MillerL13



MillerL14



MillerL15



MillerL16



MillerL17



MillerL18



MillerL19



MillerL20



MillerL21



MillerL22



MillerL23



MillerL24



MillerL25



MillerL26



MillerL27



MillerL28

These pictures were donated by Lillian Miller.



MillerL29



MillerL30



MillerL31



MillerL32



MillerL33



MillerL34



MillerL35



MillerL36

These pictures were donated by Lillian Miller.



MillerLy01



MillerLy02



MillerLy03



MillerLy04



MillerLy05



MillerLy06



MillerLy07



MillerLy08



MillerLy09



MillerLy10



MillerLy11



MillerLy12



MillerLy13



MillerLy14



MillerLy15



MillerLy16



MillerLy17



MillerLy18



MillerLy19



MillerLy20



MillerLy21



MillerLy22



MillerLy23



MillerLy24



MillerLy25



MillerLy26



MillerLy27



MillerLy28

These pictures were donated by Lynda Miller.



MillerLy29



MillerLy30



MillerLy31



MillerLy32



MillerLy33



MillerLy34



MillerLy35



MillerLy36



MillerLy37



MillerLy38



MillerLy39



MillerLy40



MillerLy41



MillerLy42



MillerLy43



MillerLy44



MillerLy45



MillerLy46



MillerLy47



MillerLy48



MillerLy49



MillerLy50



MillerLy51



MillerLy52



MillerLy53



MillerLy54



MillerLy55




MillerLy56


These pictures were donated by Lynda Miller.




MillerLy57




MillerLy58




MillerLy59



MillerLy60



MillerLy61




MillerLy62




MillerLy63




MillerLy64



MillerLy65




MillerLy66




MillerLy67



MillerLy68




MillerLy69




MillerLy70




MillerLy71



MillerLy72



MillerLy73



MillerLy74




MillerLy75




MillerLy76




MillerLy77




MillerLy78




MillerLy79




MillerLy80




MillerLy81



MillerLy82



MillerLy83



MillerLy84

These pictures were donated by Lynda Miller.



MillerLy85



MillerLy86



MillerLy87



MillerLy88



MillerLy89



MillerLy90



MillerLy91



MillerLy92



MillerLy93



MillerLy94



MillerLy95



MillerLy96



MillerLy97



MillerLy98



MillerLy99



MillerLy100



MillerLy101



MillerLy102



MillerLy103



MillerLy104



MillerLy105



MillerLy106



MillerLy107



MillerLy108



MillerLy109



MillerLy110



MillerLy111



MillerLy112

These pictures were donated by Lynda Miller.



MillerLy113



MillerLy114



MillerLy115



MillerLy116



MillerLy117



MillerLy118



MillerLy119



MillerLy120



MillerLy121



MillerLy122



MillerLy123



MillerLy124



MillerLy125



MillerLy126



MillerLy127



MillerLy128



MillerLy129



MillerLy130



MillerLy131



MillerLy132



MillerLy133



MillerLy134



MillerLy136



MillerLy137



MillerLy138



MillerLy139



MillerLy140



MillerLy141

These pictures were donated by Lynda Miller.



MillerLy142



MillerLy143



MillerLy144



MillerLy145



MillerLy146



MillerLy147



MillerLy149



MillerLy150



MillerLy151



MillerLy152



MillerLy153



MillerLy154



MillerLy155




MillerLy156



MillerLy157



MillerLy158



MillerLy159



MillerLy160



MillerLy162



MillerLy163



MillerLy164



MillerLy165



MillerLy166



MillerLy167



MillerLy168



MillerLy169



MillerLy170



MillerLy171

These pictures were donated by Lynda Miller.



MillerLy172



MillerLy173



MillerLy174



MillerLy175



MillerLy176



MillerLy177



MillerLy178



MillerLy179



MillerLy180



MillerLy181



MillerLy182



MillerLy183



MillerLy184



MillerLy185



MillerLy186



MillerLy187



MillerLy188



MillerLy189



MillerLy190



MillerLy191



MillerLy192



MillerLy193



MillerLy194



MillerLy195



MillerLy196



MillerLy197



MillerLy198



MillerLy199

These pictures were donated by Lynda Miller.



MillerLy200



MillerLy201




MillerLy202



MillerLy203



MillerLy205



MillerLy207




MillerLy208



MillerLy209



MillerLy211




MillerLy212



MillerLy213



MillerLy214



MillerLy215



MillerLy216



MillerLy217



MillerLy218



MillerLy219




MillerLy220



MillerLy221



MillerLy222



MillerLy223



MillerLy224



MillerLy225



MillerLy226



MillerLy227



MillerLy228



MillerLy229



MillerLy230

These pictures were donated by Lynda Miller.



NaquinD01



NaquinD02



NaquinD03



NaquinD04



NaquinD05



NaquinD06



NaquinD07



NaquinD08



NaquinD09



NaquinD10



NaquinD11



NaquinD12



NaquinD13



NaquinD14



NaquinD15



NaquinD16



NaquinD17



NaquinD18



NaquinD19



NaquinD20



NaquinD21



NaquinD22



NaquinD23



NaquinD24



NaquinD25



NaquinD26



NaquinD27

These pictures were donated by Donald Naquin.



PerryK01



PerryK02

These pictures were donated by Ken Perry.



PipsairC01



PipsairC02



PipsairC03



PipsairC04




PipsairC05



PipsairC06



PipsairC07



PipsairC08



PipsairC09



PipsairC10



PipsairC11



PipsairC12



PipsairC13



PipsairC14



PipsairC15



PipsairC16



PipsairC17



PipsairC18



PipsairC19



PipsairC20



PipsairC21



PipsairC22



PipsairC23



PipsairC24



PipsairC25



PipsairC26



PipsairC27



PipsairC28

These pictures were donated by Chester Pipsair.



PipsairC29



PipsairC30



PipsairC31



PipsairC32



PipsairC33



PipsairC34



PipsairC35



PipsairC36



PipsairC37



PipsairC38



PipsairC39



These pictures were donated by Chester Pipsair.



PoiencotR01



PoiencotR02



PoiencotR03



PoiencotR04



PoiencotR05



PoiencotR06



PoiencotR07



PoiencotR08



PoiencotR09



PoiencotR10



PoiencotR11



PoiencotR12



PoiencotR13



PoiencotR14



PoiencotR15



PoiencotR16



PoiencotR17



PoiencotR18



PoiencotR19



PoiencotR20

These pictures were donated by Russell Poiencot.



RhodesP01



RhodesP02



RhodesP03



RhodesP04



RhodesP05



RhodesP06



RhodesP07



RhodesP08



RhodesP09



RhodesP10



RhodesP11

These pictures were donated by Percy Rhodes.



RogersP01




RogersP02



RogersP03



RogersP04



RogersP05



RogersP06



RogersP07



RogersP08



RogersP09



RogersP10



RogersP11



RogersP12



RogersP13



RogersP14



RogersP15




RogersP16



RogersP17



RogersP18



RogersP19



RogersP20



RogersP21



RogersP22

These pictures were donated by Pete Rogers.



RyanJ01



RyanJ02



RyanJ03



RyanJ04



RyanJ05



RyanJ06



RyanJ07



RyanJ08



RyanJ09

These pictures were donated by John Ryan.



SavoieJ01



SavoieJ02

These pictures were donated by Joyce Savoie.



SchouestJ01



SchouestJ02



SchouestJ03



SchouestJ04



SchouestJ05



SchouestJ06



SchouestJ07



SchouestJ08



SchouestJ09



SchouestJ11



SchouestJ12



SchouestJ13



SchouestJ14



SchouestJ15



SchouestJ16



SchouestJ17



SchouestJ18



SchouestJ19



SchouestJ20



SchouestJ21



SchouestJ22



SchouestJ23



SchouestJ24



SchouestJ10



SchouestJ25

These pictures were donated by Joe Schouest.



SchouestJ26



SchouestJ27



SchouestJ28



SchouestJ29



SchouestJ30



SchouestJ31



SchouestJ32



SchouestJ33



SchouestJ34



SchouestJ35



SchouestJ36



SchouestJ37



SchouestJ38




SchouestJ39



SchouestJ40



SchouestJ41




SchouestJ42



SchouestJ43



SchouestJ44



SchouestJ45



SchouestJ46



SchouestJ47



SchouestJ48



SchouestJ49



SchouestJ50


These pictures were donated by Joe Schouest.



SchouestJ51



SchouestJ52



SchouestJ53



SchouestJ54



SchouestJ55



SchouestJ56



SchouestJ57



SchouestJ58



SchouestJ59



SchouestJ60



SchouestJ61



SchouestJ62



SchouestJ63



SchouestJ64



SchouestJ65



SchouestJ66



SchouestJ67



SchouestJ68



SchouestJ69



SchouestJ70



SchouestJ71



SchouestJ72



SchouestJ73



SchouestJ74



SchouestJ75

These pictures were donated by Joe Schouest.



SchouestJ76



SchouestJ77



SchouestJ78



SchouestJ79



SchouestJ80



SchouestJ81



SchouestJ82



SchouestJ83



SchouestJ84



SchouestJ85



SchouestJ86



SchouestJ87



SchouestJ88



SchouestJ89




SchouestJ90



SchouestJ91



SchouestJ92



SchouestJ93



SchouestJ94



SchouestJ95



SchouestJ96



SchouestJ97



SchouestJ98



SchouestJ99



SchouestJ100

These pictures were donated by Joe Schouest.



SchouestJ101



SchouestJ102



SchouestJ103



SchouestJ104



SchouestJ105



SchouestJ106



SchouestJ107



SchouestJ108



SchouestJ109



SchouestJ110



SchouestJ111



SchouestJ112



SchouestJ113



SchouestJ114




SchouestJ115



SchouestJ116



SchouestJ117



SchouestJ118



SchouestJ119



SchouestJ120



SchouestJ121



SchouestJ122



SchouestJ123



SchouestJ124



SchouestJ125

These pictures were donated by Joe Schouest.



SchouestJ126



SchouestJ127



SchouestJ128



SchouestJ129



SchouestJ130



SchouestJ131



SchouestJ132



SchouestJ133



SchouestJ134



SchouestJ135



SchouestJ136



SchouestJ137



SchouestJ138



SchouestJ139



SchouestJ140



SchouestJ141



SchouestJ142



SchouestJ143



SchouestJ144



SchouestJ145



SchouestJ146



SchouestJ147



SchouestJ148



SchouestJ149



SchouestJ150

These pictures were donated by Joe Schouest.



SchouestJ151



SchouestJ152



SchouestJ153



SchouestJ154



SchouestJ155



SchouestJ156



SchouestJ157



SchouestJ158



SchouestJ159



SchouestJ160



SchouestJ161



SchouestJ162



SchouestJ163



SchouestJ164



SchouestJ165



SchouestJ166



SchouestJ167



SchouestJ168



SchouestJ169



SchouestJ170



SchouestJ171



SchouestJ172



SchouestJ173



SchouestJ174



SchouestJ175

These pictures were donated by Joe Schouest.



SchouestJ176



SchouestJ177



SchouestJ178



SchouestJ179



SchouestJ180



SchouestJ181



SchouestJ182



SchouestJ183



SchouestJ184



SchouestJ185



SchouestJ186



SchouestJ187



SchouestJ188



SchouestJ189



SchouestJ190



SchouestJ191



SchouestJ192



SchouestJ193



SchouestJ194



SchouestJ195



SchouestJ196



SchouestJ197



SchouestJ198



SchouestJ199



SchouestJ200



SchouestJ201



SchouestJ202



SchouestJ203

These pictures were donated by Joe Schouest.



SchouestJ204



SchouestJ205



SchouestJ206



SchouestJ207



SchouestJ208



SchouestJ209



SchouestJ210



SchouestJ211



These pictures were donated by Joe Schouest.



SheaJ01




SheaJ02



SheaJ03



SheaJ04



SheaJ05



SheaJ06



SheaJ07



SheaJ08



SheaJ09



SheaJ10



SheaJ11



SheaJ12



SheaJ13



SheaJ14



SheaJ16




SheaJ17



SheaJ18



SheaJ19



SheaJ20



SheaJ21



SheaJ22



SheaJ23



SheaJ24



SheaJ25



SheaJ26



SheaJ27



SheaJ28



SheaJ29

These pictures were donated by Jerry Shea.




SheaJ30



SheaJ32



SheaJ33



SheaJ34



SheaJ35



SheaJ36



SheaJ37



SheaJ38



SheaJ39



SheaJ40



SheaJ41



SheaJ42



SheaJ43



SheaJ44



SheaJ45




SheaJ47



These pictures were donated by Jerry Shea.



ShiversR01



ShiversR02



ShiversR03



ShiversR05



ShiversR06



ShiversR07



ShiversR08



ShiversR10



ShiversR11



ShiversR12



ShiversR13



ShiversR14



ShiversR15



ShiversR16



ShiversR17



ShiversR18



ShiversR19



ShiversR20



ShiversR21



ShiversR22



ShiversR23



ShiversR24



ShiversR25



ShiversR26



ShiversR27



ShiversR28



ShiversR29



ShiversR30

These pictures were donated by Robert Shivers.



ShiversR31

These pictures were donated by Robert Shivers.



SmithR01



SmithR02



SmithR03



SmithR04



SmithR05



SmithR06



SmithR07



SmithR08



SmithR09



SmithR10



SmithR11



SmithR12



SmithR13



SmithR14



SmithR15



SmithR16



SmithR17



SmithR18



SmithR19



SmithR20



SmithR21



SmithR22



SmithR23



SmithR24



SmithR25



SmithR26



SmithR27



SmithR28

These pictures were donated by Roy Smith.



SmithR29



SmithR30



SmithR31



SmithR32



SmithR33



SmithR34

These pictures were donated by Roy Smith.



UtleyM01



UtleyM02



UtleyM03




UtleyM04




UtleyM05




UtleyM06



UtleyM07



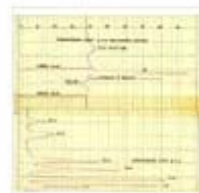
UtleyM08



UtleyM09



UtleyM10



UtleyM11



UtleyM12



UtleyM13



UtleyM14



UtleyM15



UtleyM16



UtleyM17



UtleyM18

These pictures were donated by Merrill Sr. and Merrill Jr. Utley.



ViatorK02



ViatorK03



ViatorK04



ViatorK05



ViatorK06



ViatorK07



ViatorK08



ViatorK09



ViatorK10



ViatorK11



ViatorK12



ViatorK13



ViatorK14



ViatorK15



ViatorK16



ViatorK17



ViatorK18



ViatorK19



ViatorK20



ViatorK21



ViatorK22



ViatorK23

These pictures were donated by Kenneth Viator.



ViningL01



ViningL02



ViningL03



ViningL04



ViningL05



ViningL06

These pictures were donated by Laurie Vining.



WurzlowP01



WurzlowP02



WurzlowP03



WurzlowP04

These pictures were donated by Peggy Wurzlow.

3. LIST OF PHOTOGRAPHS

Name	Photo Description	Photo Date	File Name(s) of Interview(s)	Interview Number(s)
Angel, T01	Weekly Reader cover photo	1977	Angel, Tom 11-11-02, 11-21-02p	DA067, DA078p
Angel, T02	Weekly Reader article, "Deep Sea Diving"	1977	Angel, Tom 11-11-02, 11-21-02p	DA067, DA078p
Angel, T03	Submarine being lowered into the water		Angel, Tom 11-11-02, 11-21-02p	DA067, DA078p
Angel, T04	Submarine on deck		Angel, Tom 11-11-02, 11-21-02p	DA067, DA078p
Angel, T05	Submarine being lowered into the water		Angel, Tom 11-11-02, 11-21-02p	DA067, DA078p
Angel, T06	Dixie Roto magazine cover, bottom 1/2, from the article "The Depth Frontier" from the Times-Picayune	1974	Angel, Tom 11-11-02, 11-21-02p	DA067, DA078p
Angel, T07	Dixie Roto magazine cover, top 1/2, from the article "The Depth Frontier" from the Times-Picayune	1974	Angel, Tom 11-11-02, 11-21-02p	DA067, DA078p
Angel, T08	Color photo of diver welding from 600' dive	1967	Angel, Tom 11-11-02, 11-21-02p	DA067, DA078p
Angel, T09	Cover of brochure from Santa Fe Engineering and Construction Co.	1978	Angel, Tom 11-11-02, 11-21-02p	DA067, DA078p
Angel, T10	Page #5 of the brochure from Santa Fe Engineering and Construction Co.	1978	Angel, Tom 11-11-02, 11-21-02p	DA067, DA078p
Angel, T11	Christening of new system - RCV 25		Angel, Tom 11-11-02, 11-21-02p	DA067, DA078p
Angel, T12	Christening of new system - RCV 25		Angel, Tom 11-11-02, 11-21-02p	DA067, DA078p
Angel, T13	Cover of program for 4th Annual Diving Safety Symposium, Morgan City, LA	1974	Angel, Tom 11-11-02, 11-21-02p	DA067, DA078p
Angel, T14	Man spot welding pipe on boat	1984	Angel, Tom 11-11-02, 11-21-02p	DA067, DA078p
Angel, T15	Santa Fe Underwater Services R&D facility - Houma, LA		Angel, Tom 11-11-02, 11-21-02p	DA067, DA078p
Angel, T16	Association for Diving Contractors Board of Directors; (back row, l to r) Skinny Brown, Tom Angel, Johnny Johnson, Carl Helwig, not remembered; (front row, r to l) Jack Lamb who is deceased now, Bill Dore, Don Terry, Ken Wallace, and Buck Humphrey		Angel, Tom 11-11-02, 11-21-02p	DA067, DA078p
Angel, T18	Tom Angel exiting chamber after 600' dive	1967	Angel, Tom 11-11-02, 11-21-02p	DA067, DA078p
Angel, T19	Four men in front of the diving chamber		Angel, Tom 11-11-02, 11-21-02p	DA067, DA078p
Angel, T20	Three men standing on top of platform above diving chamber		Angel, Tom 11-11-02, 11-21-02p	DA067, DA078p
Angel, T21	Man talking into radio		Angel, Tom 11-11-02, 11-21-02p	DA067, DA078p
Angel, T22	Two men sitting inside the diving chamber		Angel, Tom 11-11-02, 11-21-02p	DA067, DA078p
Angel, T23	Diving bell off barge		Angel, Tom 11-11-02, 11-21-02p	DA067, DA078p
Angel, T24	Tom Angel's emblem on the side of his truck		Angel, Tom 11-11-02, 11-21-02p	DA067, DA078p
Angel, T25	Crane and diving stage		Angel, Tom 11-11-02, 11-21-02p	DA067, DA078p
Angel, T26	Diving suit, hot water		Angel, Tom 11-11-02, 11-21-02p	DA067, DA078p
Angel, T27	Tom Angel with diving suit		Angel, Tom 11-11-02, 11-21-02p	DA067, DA078p

Name	Photo Description	Photo Date	File Name(s) of Interview(s)	Interview Number(s)
Angel, T28	Helicopter, chamber and crane on the end of a barge		Angel, Tom 11-11-02, 11-21-02p	DA067, DA078p
Angel, T29	Diving bell being lifted and lowered by crane on the end of a barge		Angel, Tom 11-11-02, 11-21-02p	DA067, DA078p
Angel, T30	Photo of dive tank on boat deck	1977	Angel, Tom 11-11-02, 11-21-02p	DA067, DA078p
Angel, T31	Dive suit being lowered by crane		Angel, Tom 11-11-02, 11-21-02p	DA067, DA078p
Angel, T32	Man in dive suit on deck		Angel, Tom 11-11-02, 11-21-02p	DA067, DA078p
Angel, T33	Johnny Johnson talking to man in dive suit		Angel, Tom 11-11-02, 11-21-02p	DA067, DA078p
Angel, T34	Tom Angel taking photos underwater outside Perry submarine		Angel, Tom 11-11-02, 11-21-02p	DA067, DA078p
Angel, T35	Tom Angel's truck		Angel, Tom 11-11-02, 11-21-02p	DA067, DA078p
Angel, T36	Amoco job 546100 - setting charge in piling	1972	Angel, Tom 11-11-02, 11-21-02p	DA067, DA078p
Angel, T37	Amoco job 546100 - blasting piling	1972	Angel, Tom 11-11-02, 11-21-02p	DA067, DA078p
Angel, T38	Display - "Total Diver Communication System"		Angel, Tom 11-11-02, 11-21-02p	DA067, DA078p
Angel, T39	Panel for communication		Angel, Tom 11-11-02, 11-21-02p	DA067, DA078p
Angel, T40	"Umbilical winch" - large roll of cable		Angel, Tom 11-11-02, 11-21-02p	DA067, DA078p
Angel, T41	Fluor Ocean Services test chamber on deck		Angel, Tom 11-11-02, 11-21-02p	DA067, DA078p
Angel, T42	Stand-by diver area on deck		Angel, Tom 11-11-02, 11-21-02p	DA067, DA078p
Angel, T43	Surplus LCM rigged up by students in ADC training school at the Florida Institute of Technology		Angel, Tom 11-11-02, 11-21-02p	DA067, DA078p
Angel, T44	Tom Angel's flipflops after coming out of the saturation chamber on Project 600, a record-setting saturation dive to 600'	1967	Angel, Tom 11-11-02, 11-21-02p	DA067, DA078p
Angel, T45	Diver on stage getting dressed out by tenders, Tom Angel and Sanford Bass		Angel, Tom 11-11-02, 11-21-02p	DA067, DA078p
Angel, T46	Diver on stage underwater		Angel, Tom 11-11-02, 11-21-02p	DA067, DA078p
Ayers, B01	Seal from Professional Divers Local 102		Ayers, Buddy 3-2-02, 7-27-03	DA034, DA114
Ayers, B02	Cover of Safety Manual of International Association of Professional Divers		Ayers, Buddy 3-2-02, 7-27-03	DA034, DA114
Ayers, B03	Cover of Manual of Safe Operations in Commercial Diving Operations - ADC		Ayers, Buddy 3-2-02, 7-27-03	DA034, DA114
Babin, E01	1956 diesel truck with mud pump and pipe on back.	1956+	Babin, Eddie 1-21-02, 1-28-02p	EB026, EB034p
Babin, E02	Cement truck early '70's.	1970's	Babin, Eddie 1-21-02, 1-28-02p	EB026, EB034p
Babin, E04	Cement pumper truck after rolling.		Babin, Eddie 1-21-02, 1-28-02p	EB026, EB034p
Babin, E05	The same truck after 2 months of repairs.		Babin, Eddie 1-21-02, 1-28-02p	EB026, EB034p
Barrett, H01	A Halliburton super cementer built 1947.	1947+	Barrett, Herbert 1-22-02, 1-28-02p	EB028, EB055p

Name	Photo Description	Photo Date	File Name(s) of Interview(s)	Interview Number(s)
Barrett, H02	Cement barge, a converted LCT, landing craft tank, from World War II.		Barrett, Herbert 1-22-02, 1-28-02p	EB028, EB055p
Barrett, H03	New International four wheel truck, bought by Halliburton.	1954	Barrett, Herbert 1-22-02, 1-28-02p	EB028, EB055p
Barrett, H04	Another view of the same International truck used for mud service in drilling.	1954	Barrett, Herbert 1-22-02, 1-28-02p	EB028, EB055p
Barrett, H05	same as number 1.		Barrett, Herbert 1-22-02, 1-28-02p	EB028, EB055p
Barrett, H06	Pipe joints carried on the truck are used to tie into the well.	1954	Barrett, Herbert 1-22-02, 1-28-02p	EB028, EB055p
Barrett, H07	Same International truck, sitting beside a canal and a barge behind it.		Barrett, Herbert 1-22-02, 1-28-02p	EB028, EB055p
Barrett, H08	An International World War II surplus truck, used by Halliburton for hauling cement to drill sites.	1948	Barrett, Herbert 1-22-02, 1-28-02p	EB028, EB055p
Barrett, H09	Back end of the pump truck, in the Oklahoma/Texas panhandle, hooked up to the well.	1948	Barrett, Herbert 1-22-02, 1-28-02p	EB028, EB055p
Barrett, H10	Another International truck, pumping cement in Louisiana.	1950	Barrett, Herbert 1-22-02, 1-28-02p	EB028, EB055p
Barrett, H11	Another view of the pump truck in Oklahoma/Texas panhandle.	1948	Barrett, Herbert 1-22-02, 1-28-02p	EB028, EB055p
Barrett, H12	A combined bulk cement/acid truck,.		Barrett, Herbert 1-22-02, 1-28-02p	EB028, EB055p
Barrett, H13	Pump truck used in Oklahoma, with winch on front to pull other trucks through the snow to the drill site.	1948	Barrett, Herbert 1-22-02, 1-28-02p	EB028, EB055p
Barrett, H14	Another view of the pump truck in Oklahoma/Texas panhandle.	1948	Barrett, Herbert 1-22-02, 1-28-02p	EB028, EB055p
Barrett, H15	Old cable tool rig, still used in West Virginia. This one is in the Oklahoma panhandle, late 1940's.	1940's	Barrett, Herbert 1-22-02, 1-28-02p	EB028, EB055p
Barrett, H16	FWD diesel cement truck in Naples, Florida.		Barrett, Herbert 1-22-02, 1-28-02p	EB028, EB055p
Barrett, H17	Outside of Leeville, a derrick and all the drill pipe fell over onto a truck.		Barrett, Herbert 1-22-02, 1-28-02p	EB028, EB055p
Barrett, H18	The oil show in Tulsa, Oklahoma.		Barrett, Herbert 1-22-02, 1-28-02p	EB028, EB055p
Barrett, H19	The pipe as it fell over, with the casing still in the well, center, Leeville, LA.		Barrett, Herbert 1-22-02, 1-28-02p	EB028, EB055p
Barrett, H20	View from the rig floor of the pipe fallen over. A line tied into the well, to make sure it was dead before they started cleanup.		Barrett, Herbert 1-22-02, 1-28-02p	EB028, EB055p
Belanger, R01	Mr. Belanger working for Texaco		Belanger, Roland 11-12-02	JS003
Belanger, R02	Texaco employees with Christmas tree in Santa Rosa County, Florida		Belanger, Roland 11-12-02	JS003
Belanger, R03	Roland Belanger in front of rig		Belanger, Roland 11-12-02	JS003
Belanger, R04	Drilling rig crew, Mr. Belanger back row, far right		Belanger, Roland 11-12-02	JS003

Name	Photo Description	Photo Date	File Name(s) of Interview(s)	Interview Number(s)
Bernard, M01	Street in Golden Meadow showing Hanley Drug	1940s	Bernard, Melvin 7-22-01, 7-21-03	TM006, DA107
Boudreaux, M01	Moye rollerskating in front yard of home along an inland waterway.		Boudreaux, Moye 10-02-01, 1-15-02	DA014p. DA023, AG050p
Boudreaux, M02	Moye's father, and friends at the camp housing, Venice, LA. Left to right, unnamed person, Roy Gafford, Fred Calloway, Moye's dad, Fred Penney, and Frank Eggleston.		Boudreaux, Moye 10-02-01, 1-15-02	DA014p. DA023, AG050p
Boudreaux, M03	Moye, her mother and friends living in the Tidewater Oil camp, Venice Louisiana.		Boudreaux, Moye 10-02-01, 1-15-02	DA014p. DA023, AG050p
Boudreaux, M04	Moye's father working on a well in Plaquemines Parish, LA.		Boudreaux, Moye 10-02-01, 1-15-02	DA014p. DA023, AG050p
Boudreaux, M05	The Exxon company office, near Cameron at Pecan Island, people would meet get their assignments, have a safety meeting and go to work.	1960's	Boudreaux, Moye 10-02-01, 1-15-02	DA014p. DA023, AG050p
Boudreaux, M06	Moye went on offshore field trips as a secretary, and the engineers and other people talked her into arranging one for them.	1960's	Boudreaux, Moye 10-02-01, 1-15-02	DA014p. DA023, AG050p
Boudreaux, M07	Engineers and Desk & Derrick members riding a cargo net onto the Rig.		Boudreaux, Moye 10-02-01, 1-15-02	DA014p. DA023, AG050p
Boudreaux, M08	Moye during a tour of an offshore Exxon Rig, 1994.	1994	Boudreaux, Moye 10-02-01, 1-15-02	DA014p. DA023, AG050p
Boudreaux, M09	Engineers and office staff visiting an offshore platform in the 1970's.	1970's	Boudreaux, Moye 10-02-01, 1-15-02	DA014p. DA023, AG050p
Boudreaux, M10	Moye and the Desk and Derrick Club going on an offshore visit to one of the production platforms.	1957-1994	Boudreaux, Moye 10-02-01, 1-15-02	DA014p. DA023, AG050p
Boudreaux, M11	Local Desk and Derrick members-- the women who joined the club were ambitious achievers willing to learn more about the oil business.	1980's	Boudreaux, Moye 10-02-01, 1-15-02	DA014p. DA023, AG050p
Boudreaux, M12	The vice president of British Petroleum North addressing the Desk and Derrick, at the time that the North Sea was being developed.	1980's	Boudreaux, Moye 10-02-01, 1-15-02	DA014p. DA023, AG050p
Boudreaux, M13	A Desk and Derrick field trip offshore to Bluewater 4, 30 years old first semi-submersible, in Port Arthur, Texas, for Santa Fe Drilling.	1970's	Boudreaux, Moye 10-02-01, 1-15-02	DA014p. DA023, AG050p
Breaux, N01	Numa Breaux taking a break for lunch		Breaux, Numa 10-3-01, 7-21-03	DA016, DA108p
Breaux, N02	Numa Breaux climbing ladder to check controls on heater treater		Breaux, Numa 10-3-01, 7-21-03	DA016, DA108p
Breaux, N03	Loading pipe on an old lugger in Leeville		Breaux, Numa 10-3-01, 7-21-03	DA016, DA108p
Breaux, N04	Drill boat for pumper or gauger		Breaux, Numa 10-3-01, 7-21-03	DA016, DA108p

Name	Photo Description	Photo Date	File Name(s) of Interview(s)	Interview Number(s)
Broussard, J01	Hydraulic workover unit		Broussard, James 10-02, 12-02-02	NC001, DA079p
Broussard, J02	Workover unit in the bottom of Lake Catahoula in Gena, LA		Broussard, James 10-02, 12-02-02	NC001, DA079p
Broussard, J03	Spud barge Otis used for doing wireline work		Broussard, James 10-02, 12-02-02	NC001, DA079p
Broussard, J04	Spud barge, crane used to pick up lubricator and wireline tools		Broussard, James 10-02, 12-02-02	NC001, DA079p
Broussard, J05	Top of crane	1968	Broussard, James 10-02, 12-02-02	NC001, DA079p
Broussard, J06	Bottom of barge with crane	1968	Broussard, James 10-02, 12-02-02	NC001, DA079p
Broussard, J07	Going in basket, used crane to pick up men; not personnel basket	1968	Broussard, James 10-02, 12-02-02	NC001, DA079p
Broussard, J08	Hydraulic workover unit with drilling rig	1970	Broussard, James 10-02, 12-02-02	NC001, DA079p
Broussard, J09	Jackup barge designed for oilfield work	1970	Broussard, James 10-02, 12-02-02	NC001, DA079p
Broussard, J10	Jackup barge designed for oilfield work	1970	Broussard, James 10-02, 12-02-02	NC001, DA079p
Broussard, J11	Jackup barge designed for oilfield work	1970	Broussard, James 10-02, 12-02-02	NC001, DA079p
Broussard, J12	Preparing for hurricane, snubbing unit rigged on well	1970	Broussard, James 10-02, 12-02-02	NC001, DA079p
Broussard, J13	Well on platform in Mexico	1970	Broussard, James 10-02, 12-02-02	NC001, DA079p
Broussard, J14	Extended jack; jack down to force pipe into hole	1971	Broussard, James 10-02, 12-02-02	NC001, DA079p
Broussard, J15	5 inch piece of drill pipe; well came in blew pipe out through derrick	1971	Broussard, James 10-02, 12-02-02	NC001, DA079p
Broussard, J16	Boots (of Boots and Coots)	1971	Broussard, James 10-02, 12-02-02	NC001, DA079p
Broussard, J17	Basket rigged with tarp to keep wind off men working	1971	Broussard, James 10-02, 12-02-02	NC001, DA079p
Broussard, J18	Platform with a drilling rig and a well, special case for engineer	1971	Broussard, James 10-02, 12-02-02	NC001, DA079p
Broussard, J19	Manifold of a high pressure well	1971	Broussard, James 10-02, 12-02-02	NC001, DA079p
Broussard, J20	Manifold of a high pressure well	1971	Broussard, James 10-02, 12-02-02	NC001, DA079p
Broussard, J21	Manifold of a high pressure well	1971	Broussard, James 10-02, 12-02-02	NC001, DA079p
Broussard, J22	Manifold of a high pressure well	1971	Broussard, James 10-02, 12-02-02	NC001, DA079p
Broussard, J23	Platform on fire	1971	Broussard, James 10-02, 12-02-02	NC001, DA079p
Broussard, J24	Platform on fire - fire coming out the sides	1971	Broussard, James 10-02, 12-02-02	NC001, DA079p
Broussard, J25	Platform after fire was out	1971	Broussard, James 10-02, 12-02-02	NC001, DA079p
Broussard, J26	Pipe plugged with cement		Broussard, James 10-02, 12-02-02	NC001, DA079p
Broussard, J27	Pipe plugged with cement		Broussard, James 10-02, 12-02-02	NC001, DA079p
Broussard, J28	Drilling rig and crane on jackup rig in Vermillion, after well caught on fire and caused collapse	1977	Broussard, James 10-02, 12-02-02	NC001, DA079p
Broussard, J29	Drilling rig and crane on jackup rig in Vermillion, after well caught on fire and caused collapse	1977	Broussard, James 10-02, 12-02-02	NC001, DA079p

Name	Photo Description	Photo Date	File Name(s) of Interview(s)	Interview Number(s)
Broussard, J30	Drilling rig and crane on jackup rig in Vermillion, after well caught on fire and caused collapse	1977	Broussard, James 10-02, 12-02-02	NC001, DA079p
Broussard, J31	Drilling rig and crane on jackup rig in Vermillion, after well caught on fire and caused collapse	1977	Broussard, James 10-02, 12-02-02	NC001, DA079p
Broussard, J32	Trying to pull wireline tool out		Broussard, James 10-02, 12-02-02	NC001, DA079p
Broussard, J33	Diamond drill bit and core gun		Broussard, James 10-02, 12-02-02	NC001, DA079p
Broussard, J34	Diamond drill bit and core gun (photo missing)		Broussard, James 10-02, 12-02-02	NC001, DA079p
Broussard, J35	Mr. Cecil Broussard at work standing on ground, holding blowout preventer, Greenwood, LA	1967	Broussard, James 10-02, 12-02-02	NC001, DA079p
Broussard, J36	Mr. Cecil Broussard (right) in Alaska standing with boss, Rogers Romero	1988	Broussard, James 10-02, 12-02-02	NC001, DA079p
Broussard, J1-1	Steam Rig with five boilers		Parr, Roy 6-8-01, 2-27-03	AG030, DA095p
Broussard, J1-2	Drill pipe standing in the derrick		Parr, Roy 6-8-01, 2-27-03	AG030, DA095p
Broussard, J1-3	Outer framework of rig, man with hand on mudbox		Parr, Roy 6-8-01, 2-27-03	AG030, DA095p
Broussard, J1-4	Weight indicator for lowering/raising pipes		Parr, Roy 6-8-01, 2-27-03	AG030, DA095p
Broussard, J1-5	Upper left hand corner of cat head		Parr, Roy 6-8-01, 2-27-03	AG030, DA095p
Broussard, J2-1	Man sitting on rig floor, old mud box hanging to his right, dry-bush rotary and dry-bush		Parr, Roy 6-8-01, 2-27-03	AG030, DA095p
Broussard, J2-2	Looking from derrick into kelley, mud hose coming up through kelley tied onto swivel		Parr, Roy 6-8-01, 2-27-03	AG030, DA095p
Broussard, J2-3	Looking down into the derricks into the draw works		Parr, Roy 6-8-01, 2-27-03	AG030, DA095p
Broussard, J2-4	Mud pit for conditioning mud to bring up cuttings		Parr, Roy 6-8-01, 2-27-03	AG030, DA095p
Broussard, J2-5	Looking straight up the derrick, drill pipes stacked against side		Parr, Roy 6-8-01, 2-27-03	AG030, DA095p
Broussard, J3-1	Pipe rack for holding different sizes of pipes needed for drilling		Parr, Roy 6-8-01, 2-27-03	AG030, DA095p
Broussard, J3-2	Swivel in the mousehole		Parr, Roy 6-8-01, 2-27-03	AG030, DA095p
Broussard, J3-3	Mud purge area, heads of the mud pumps		Parr, Roy 6-8-01, 2-27-03	AG030, DA095p
Broussard, J3-4	Steam motor to tighten tong up		Parr, Roy 6-8-01, 2-27-03	AG030, DA095p
Broussard, J3-5	Four field boilers, going to dig deep hole		Parr, Roy 6-8-01, 2-27-03	AG030, DA095p
Broussard, J4-1	Space behind the draw works		Parr, Roy 6-8-01, 2-27-03	AG030, DA095p
Broussard, J4-2	Part of mud system manifold		Parr, Roy 6-8-01, 2-27-03	AG030, DA095p
Broussard, J4-3	Mud pumps on land rig		Parr, Roy 6-8-01, 2-27-03	AG030, DA095p
Broussard, J4-4	Left side-rotary, dry bush, kelley; in middle-sand line to take samples		Parr, Roy 6-8-01, 2-27-03	AG030, DA095p
Broussard, J4-5	Dry bushing and drill pipes		Parr, Roy 6-8-01, 2-27-03	AG030, DA095p

Name	Photo Description	Photo Date	File Name(s) of Interview(s)	Interview Number(s)
Burgess, J01	Jim Burgess on first Westinghouse sat job, September 1965	Sept. 1965	Burgess, Jim 7-27-03	DA115
Burgess, J02	Jim Burgess dressed for sat dive	Sept. 1965	Burgess, Jim 7-27-03	DA115
Burgess, J03	Jim Burgess dressed for sat dive	Sept. 1965	Burgess, Jim 7-27-03	DA115
Burgess, J04	Westinghouse sat chamber	Sept. 1965	Burgess, Jim 7-27-03	DA115
Burgess, J05	Westinghouse sat chamber	Sept. 1965	Burgess, Jim 7-27-03	DA115
Burgess, J06	Westinghouse sat chamber	Sept. 1965	Burgess, Jim 7-27-03	DA115
Burgess, J07	Jim Burgess on salvage job	1966	Burgess, Jim 7-27-03	DA115
Burgess, J08	Salvaging platforms after hurricane	1966	Burgess, Jim 7-27-03	DA115
Camp, R01	Tool pushers at Houston Oil Show, 1959.		not recorded	
Camp, R02	RD Camp as driller, late 40's/50's.		not recorded	
Camp, R03	RD Camp as driller, drawworks in back, 40's/50's.		not recorded	
Camp, R04	Penrod Drilling Barge, December 1968.		not recorded	
Camp, R05	Coastal Oil Field, Texas.		not recorded	
Camp, R06	Penrod Drilling Barge, float plane, crew boat.		not recorded	
Camp, R07	Hughes drill bits, RD Camp in hat, 1956.		not recorded	
Camp, R08	Drilling crew on drilling floor late 30's, early 40's. Bill Dorn, driller, second left with hands on machinery. RD Camp, roughneck, in center.		not recorded	
Camp, R09	Drilling rig, Corduroy Road, Hughes car, 1956. Area referred to as "Cotton Valley, east Texas."		not recorded	
Camp, R10	Drilling rig, Corduroy Road, 1956, east Texas.		not recorded	
Camp, R11	Office on drilling barge. RD Camp seated, Mike Harper on left, unknown in center, 1960'		not recorded	
Camp, R12	Crew on drilling barge. RD Camp (toolpusher) on left. Johnny Jackson, driller at station behind cage on left, 1960's.		not recorded	
Camp, R13	Drilling barge. RD Camp (toolpusher), on left, 1960's.		not recorded	
Christ, C01	CJ Christ standing by F-51D Mustang made by Nort American; from Royal Canadian Air Force at Manitoba	1957	Christ, CJ 3-18-03, 1-19-05	JS020, DA132p

Name	Photo Description	Photo Date	File Name(s) of Interview(s)	Interview Number(s)
Christ, C02	Air Force T-28 - North American manufactured in CA; CJ Christ in first class of aviation cadets to fly the plane	fall 1950	Christ, CJ 3-18-03, 1-19-05	JS020, DA132p
Christ, C03	Cessna 180 Float plane; no wheels, flown for Magcobar; at Geist Seaplane Base on Pecan St. in Houma; this plane revolutionized oilfield flying, could carry 3 people, pilot, fuel, and more	1966-67	Christ, CJ 3-18-03, 1-19-05	JS020, DA132p
Christ, C04	P-51 (F-51) the Mustang		Christ, CJ 3-18-03, 1-19-05	JS020, DA132p
Christ, C05	Calcasieu Springs, building bog log structure, horizontal reinforcement of vertical poles	8/14/48	Christ, CJ 3-18-03, 1-19-05	JS020, DA132p
Christ, C06	Calcasieu Springs, building bog log structure, horizontal reinforcement of vertical poles; CJ Christ in sunglasses	8/14/48	Christ, CJ 3-18-03, 1-19-05	JS020, DA132p
Christ, C07	Magcobar Managers' Meeting - CJ Christ last on right, seated; Homer Grant, last on right standing; Frank Ford, third from left standing		Christ, CJ 3-18-03, 1-19-05	JS020, DA132p
Christ, C08	CJ Christ in Air Force at Guam, serving in Marianas Islands of Pacific		Christ, CJ 3-18-03, 1-19-05	JS020, DA132p
Christ, C09	CJ Christ at school after returned from Air Force		Christ, CJ 3-18-03, 1-19-05	JS020, DA132p
Christ, C10	Cessna 180, flown by Lamar Nicholls; CJ Christ was supposed to fly but Lamar took the plane to take customer to a drilling rig; lost an engine, blade went through right float	1961-62	Christ, CJ 3-18-03, 1-19-05	JS020, DA132p
Christ, C11	Missing engine of Cessna 180 (see Christ, C10); recovered from Intracoastal Canal (Long's Studio, Lafayette, LA)	1961-62	Christ, CJ 3-18-03, 1-19-05	JS020, DA132p
Christ, C12	tying off to rig; Lin Roy (left), one of three divers who made homemade aqualungs, started diving for party boats		Christ, CJ 3-18-03, 1-19-05	JS020, DA132p
Christ, C13	divers getting into water on trip with party boat (see Christ, C12)		Christ, CJ 3-18-03, 1-19-05	JS020, DA132p
Christ, C14	homemade diving rig; cartridge belt from WWII used as diving belt; other surplus WWII equipment used on the rig (Webb Studio, Houma, LA)		Christ, CJ 3-18-03, 1-19-05	JS020, DA132p
Christ, C15	checking for leaks in diaphragm of homemade diving gear, fire extinguisher bottle from airplane, O2 regulator from Air Force walkaround bottle; 2 hoses from WWII gas masks; CJ Christ top center (Webb Studio, Houma, LA)		Christ, CJ 3-18-03, 1-19-05	JS020, DA132p
Christ, C16	(r to l) Lopez, Balzoni, Lin Roy; homemade SCUBA gear; note two bottles		Christ, CJ 3-18-03, 1-19-05	JS020, DA132p

Name	Photo Description	Photo Date	File Name(s) of Interview(s)	Interview Number(s)
Christ, C17	early SCUBA gear; homemade bottle on left, early Cousteau aqualung on right		Christ, CJ 3-18-03, 1-19-05	JS020, DA132p
Christ, C18	CJ Christ, far right, COMAR crew supply boat, putting guys in personnel basket to transport them to the rig	1991	Christ, CJ 3-18-03, 1-19-05	JS020, DA132p
Christ, C19	guys ready to be lifted to the rig in personnel basket; CJ Christ signaling to the rig to lift them up	1991	Christ, CJ 3-18-03, 1-19-05	JS020, DA132p
Christ, C20	Diver coming up with red snapper		Christ, CJ 3-18-03, 1-19-05	JS020, DA132p
Christ, C21	CJ Christ shown after his squadron won the Strategic Air Command bobbing competition	1953	Christ, CJ 3-18-03, 1-19-05	JS020, DA132p
Cockerham, B01	Bob and sister Margaret on wooden derrick in Odessa, Texas; Bob's daddy worked for Texaco/Gulf in Odessa		Cockerham, Joyce and Justilliens 7-29-03, 7-30-03	DA119
Cockerham, B02	Wooden derricks in Odessa, TX, Bob Cockerham on derrick on left; was roustabout before going into WWII		Cockerham, Joyce and Justilliens 7-29-03, 7-30-03	DA119
Cockerham, B03	Bob's filling station, Billup		Cockerham, Joyce and Justilliens 7-29-03, 7-30-03	DA119
Cockerham, B04	Bob on a shrimpboat - photo: The Fox Co., San Antonio, TX	5/1/48	Cockerham, Joyce and Justilliens 7-29-03, 7-30-03	DA119
Cockerham, B05	Bob and Joyce's trawler they lived in after they were married	1943	Cockerham, Joyce and Justilliens 7-29-03, 7-30-03	DA119
Cockerham, B06	Bob on a rig		Cockerham, Joyce and Justilliens 7-29-03, 7-30-03	DA119
Cockerham, B07	Early rig on pilings, living quarters in view; photo: The Fox Co., San Antonio, TX	5/1/48	Cockerham, Joyce and Justilliens 7-29-03, 7-30-03	DA119
Cockerham, B08	Bob with fish caught offshore (r); using crane on rig		Cockerham, Joyce and Justilliens 7-29-03, 7-30-03	DA119
Cockerham, B09	Fish being hauled up with crane (blurred)		Cockerham, Joyce and Justilliens 7-29-03, 7-30-03	DA119
Cockerham, B10	Old workboat converted from a shrimpboat		Cockerham, Joyce and Justilliens 7-29-03, 7-30-03	DA119
Cockerham, B11	Two old workboats		Cockerham, Joyce and Justilliens 7-29-03, 7-30-03	DA119
Cockerham, B12	Old boat - photo: The Fox Co., San Antonio, TX	5/1/48	Cockerham, Joyce and Justilliens 7-29-03, 7-30-03	DA119
Cockerham, B13	Boat pulled up at the bank, possible fuel loading dock?		Cockerham, Joyce and Justilliens 7-29-03, 7-30-03	DA119

Name	Photo Description	Photo Date	File Name(s) of Interview(s)	Interview Number(s)
Cockerham, B14	Pre-WWII survey crew; lower left, Lawrence Joseph Thibodeaux, Sr.	late 30s, early40s	Cockerham, Joyce and Justilliens 7-29-03, 7-30-03	DA119
Cockerham, B15	Front of postcard showing early drilling rig		Cockerham, Joyce and Justilliens 7-29-03, 7-30-03	DA119
Cockerham, B16	Back of postcard announcing Red Adair visit		Cockerham, Joyce and Justilliens 7-29-03, 7-30-03	DA119
Cockerham, B17	Crew boat - photo: The Fox Co., San Antonio, TX scanned at 300dpi	5/1/48	Cockerham, Joyce and Justilliens 7-29-03, 7-30-03	DA119
Cockerham, B18	Rescan of crewboat, 600 dpi		Cockerham, Joyce and Justilliens 7-29-03, 7-30-03	DA119
Cockerham, B19	Francis Cockerham's father, Hank, before his accident		Cockerham, Joyce and Justilliens 7-29-03, 7-30-03	DA119
Cockerham, B20	Blowout, probably the incident that injured Bob	7/1/65	Cockerham, Joyce and Justilliens 7-29-03, 7-30-03	DA119
Cockerham, B21	Full rig during 1965 blowout	7/1/65	Cockerham, Joyce and Justilliens 7-29-03, 7-30-03	DA119
Cockerham, B22	Blowout in 1965 - full rig	8/1/65	Cockerham, Joyce and Justilliens 7-29-03, 7-30-03	DA119
Cockerham, B23	Blowout in 1965	8/1/65	Cockerham, Joyce and Justilliens 7-29-03, 7-30-03	DA119
Cockerham, B24	Jumbo shrimp on the deck of a boat		Cockerham, Joyce and Justilliens 7-29-03, 7-30-03	DA119
Conrad, P01	Man standing on the deck of a boat, the "Bobby B".		Conrad, Parker 5-10-01	AG017p
Conrad, P02	Another photo of the "BobbyB" up on drydock.		Conrad, Parker 5-10-01	AG017p
Conrad, P03	Photo of the boat "Shirley C" up on drydock.		Conrad, Parker 5-10-01	AG017p
Conrad, P04	Photo of the boat, the "Johnnie C", at Conrad Industries.		Conrad, Parker 5-10-01	AG017p
Conrad, P05	Another Conrad Industries boat up on drydock.		Conrad, Parker 5-10-01	AG017p
Conrad, P06	Photo of the boat "Buddy B" launching.		Conrad, Parker 5-10-01	AG017p
Conrad, P07	Photo of the sunken boat that was purchased for salvage.		Conrad, Parker 5-10-01	AG017p
Conrad, P08	Another photo of the sunken boat they had purchased for salvage.		Conrad, Parker 5-10-01	AG017p
Conrad, P09	Photo of a sunken boat that Conrad had bought for salvage; they redid the pilot house and everything, put it back into service.		Conrad, Parker 5-10-01	AG017p
Conrad, P10	Aerial photo of the Conrad Industries shipyard - during slow times, sections of the yard were rented out to people repairing boats and a machine shop.		Conrad, Parker 5-10-01	AG017p

Name	Photo Description	Photo Date	File Name(s) of Interview(s)	Interview Number(s)
Conrad, P11	Aerial view of decorated boats pulled up alongside a dock with two out in the water.		Conrad, Parker 5-10-01	AG017p
Conrad, P12	Outside view of Conrad Industries, Boat Building and Boat Repair.		Conrad, Parker 5-10-01	AG017p
Conrad, P13	Inside the shipyard hangar during the construction of a boat.		Conrad, Parker 5-10-01	AG017p
Constant, N01	Surveying from a pirogue.		Constant, Nelson 07-23-01, 7-18-02, 1-13-05	DA004, DA050p, DA131
Constant, N02	Quarter boat barge towed through the canals as living accommodations during survey.		Constant, Nelson 07-23-01, 7-18-02, 1-13-05	DA004, DA050p, DA131
Constant, N03	Crew on the quarter boat.		Constant, Nelson 07-23-01, 7-18-02, 1-13-05	DA004, DA050p, DA131
Constant, N04	Crew resting on the quarter boat.		Constant, Nelson 07-23-01, 7-18-02, 1-13-05	DA004, DA050p, DA131
Constant, N05	Using a marsh buggy to survey.		Constant, Nelson 07-23-01, 7-18-02, 1-13-05	DA004, DA050p, DA131
Constant, N06	Two quarter boats hitched together for towing.		Constant, Nelson 07-23-01, 7-18-02, 1-13-05	DA004, DA050p, DA131
Constant, N07	Relaxing on the quarter boat.		Constant, Nelson 07-23-01, 7-18-02, 1-13-05	DA004, DA050p, DA131
Constant, N08	Shift change on the quarter boat, packed and waiting for the pick up boat.		Constant, Nelson 07-23-01, 7-18-02, 1-13-05	DA004, DA050p, DA131
Constant, N09	Cheremie buggy on the marshes.		Constant, Nelson 07-23-01, 7-18-02, 1-13-05	DA004, DA050p, DA131
Constant, N10	Drill pipe with bit on the end, used to drill holes for dynamite.		Constant, Nelson 07-23-01, 7-18-02, 1-13-05	DA004, DA050p, DA131
Constant, N11	Crew on a quarter boat.		Constant, Nelson 07-23-01, 7-18-02, 1-13-05	DA004, DA050p, DA131
Constant, N12	A surveyor checking for oysters before drilling holes dor dynamite during exploration.		Constant, Nelson 07-23-01, 7-18-02, 1-13-05	DA004, DA050p, DA131
Constant, N13	Measuring depths in the lake using cable.		Constant, Nelson 07-23-01, 7-18-02, 1-13-05	DA004, DA050p, DA131
Constant, N14	Surveying from a tower, over the marshes.		Constant, Nelson 07-23-01, 7-18-02, 1-13-05	DA004, DA050p, DA131
Constant, N15	Nelson Constant as surveyor, permitman and scheduler for personnel; using Breton compass		Constant, Nelson 07-23-01, 7-18-02, 1-13-05	DA004, DA050p, DA131

Name	Photo Description	Photo Date	File Name(s) of Interview(s)	Interview Number(s)
Constant, N16	Nelson Constant waiting for boat to come in and take him out to work in swamps surveying		Constant, Nelson 07-23-01, 7-18-02, 1-13-05	DA004, DA050p, DA131
Constant, N17	(l to r) Nelson Constant, Marion Parker (operator), Vincent Cortez; working in operating cab on pontoon processing film shot during surveying		Constant, Nelson 07-23-01, 7-18-02, 1-13-05	DA004, DA050p, DA131
Constant, N18	survey party crew; including party chief, drillers, operator, surveyor, cooks, mechanic, welder		Constant, Nelson 07-23-01, 7-18-02, 1-13-05	DA004, DA050p, DA131
Constant, N19	survey party crew; including Red Sommer(?) as party chief, drillers, operator, surveyor, cooks, mechanic, welder		Constant, Nelson 07-23-01, 7-18-02, 1-13-05	DA004, DA050p, DA131
Constant, N20	quarter boats hitched together with tug alongside		Constant, Nelson 07-23-01, 7-18-02, 1-13-05	DA004, DA050p, DA131
Constant, N21	survey party crew; including party chief, drillers, operator, surveyor, cooks, mechanic, welder		Constant, Nelson 07-23-01, 7-18-02, 1-13-05	DA004, DA050p, DA131
Crochet, J01	On Lake Pelto, below Cocodrie, a Texaco steam drilling platform.		Crochet, James 07-20-01, 7-25-01	EB009, AG039p
Crochet, J02	Texaco field office on Lake Pelto, with the living quarters behind it.		Crochet, James 07-20-01, 7-25-01	EB009, AG039p
Crochet, J03	Same field office, view of the living quarters, Lake Pelto.		Crochet, James 07-20-01, 7-25-01	EB009, AG039p
Crochet, J04	Cook's crew on the Lake Pelto living quarters 1951. James' dad on the far left, Sam Troughound on the far right, Broussard second from the left, with the head cook Seque in the middle with James "Peanut" Crochet, second from right.		Crochet, James 07-20-01, 7-25-01	EB009, AG039p
Crochet, J05	The Texaco plane flying the shift bosses out to the rig. George Sherman center, Light 'One-eye" Gonselet, the toolpusher, wearing the hat.		Crochet, James 07-20-01, 7-25-01	EB009, AG039p
Cunningham, J01	The first seismograph boats Shell Oil Company had were converted shrimp boats on Grand Isle. This is an instrument boat, middle, shooting boat, right, and a supply boat to the left.	1945-46	Cunningham, Jerry 6-08-01, 1-11-02, 1-14-02	AG028, AG045p, AG049
Cunningham, J02	Drilling a hole on Lake Pontchartrain.	1935	Cunningham, Jerry 6-08-01, 1-11-02, 1-14-02	AG028, AG045p, AG049
Cunningham, J03	The houseboat the men lived on, built by Shell.	1935	Cunningham, Jerry 6-08-01, 1-11-02, 1-14-02	AG028, AG045p, AG049
Cunningham, J04	Jerry Cunningham working on a gravity boat just out of high school, with the wheel that pulls the cable in on the left.	1960	Cunningham, Jerry 6-08-01, 1-11-02, 1-14-02	AG028, AG045p, AG049
Cunningham, J05	The Navy surplus minesweepers that Jerry Cunningham's dad bought for Shell Oil Company for seismic exploration.	1950's	Cunningham, Jerry 6-08-01, 1-11-02, 1-14-02	AG028, AG045p, AG049

Name	Photo Description	Photo Date	File Name(s) of Interview(s)	Interview Number(s)
Cunningham, J06	Ben Champion, who was boat captain for Jerry Cunningham's dad, steering the minesweeper/exploration boat.	1950's	Cunningham, Jerry 6-08-01, 1-11-02, 1-14-02	AG028, AG045p, AG049
Cunningham, J07	Loading supplies to go offshore.	1950's	Cunningham, Jerry 6-08-01, 1-11-02, 1-14-02	AG028, AG045p, AG049
Cunningham, J08	Photos of John Ryan from Patterson, shown to Jerry Cunningham. A motorboat with a Pontiac car motor used to take materials out to the houseboat.	1930's	Cunningham, Jerry 6-08-01, 1-11-02, 1-14-02	AG028, AG045p, AG049
Cunningham, J09	One of the boats used for inshore gravity work.	1930's	Cunningham, Jerry 6-08-01, 1-11-02, 1-14-02	AG028, AG045p, AG049
Cunningham, J10	Speedboat used to carry supplies out to the houseboat	1930's	Cunningham, Jerry 6-08-01, 1-11-02, 1-14-02	AG028, AG045p, AG049
Cunningham, J11	A.B. Cunningham, Jerry's dad, 24 years old, in the swamps doing seismograph work, Blind River, LA.	1935	Cunningham, Jerry 6-08-01, 1-11-02, 1-14-02	AG028, AG045p, AG049
Cunningham, J12	Crew house boat on the coastal canal on White Lake, LA, built on a cyprus barge, before steel barges. Galley and crew chief's quarters, office and meeting room downstairs, sleeping quarters upstairs.	1936	Cunningham, Jerry 6-08-01, 1-11-02, 1-14-02	AG028, AG045p, AG049
Cunningham, J13	The houseboat, pulled with a tugboat to other locations.	1935	Cunningham, Jerry 6-08-01, 1-11-02, 1-14-02	AG028, AG045p, AG049
Cunningham, J14	The houseboat where crews worked 7 and 7.	1935	Cunningham, Jerry 6-08-01, 1-11-02, 1-14-02	AG028, AG045p, AG049
Cunningham, J15	AB Cunningham, center, onsite supervisor for an exploration crew.	1935	Cunningham, Jerry 6-08-01, 1-11-02, 1-14-02	AG028, AG045p, AG049
Cunningham, J16	Drill crew using water pressure to drill a hole in 24 ft of water.	1935	Cunningham, Jerry 6-08-01, 1-11-02, 1-14-02	AG028, AG045p, AG049
Cunningham, J17	Motorboat on a lake, on exploration, were leased by the company.	1935	Cunningham, Jerry 6-08-01, 1-11-02, 1-14-02	AG028, AG045p, AG049
Cunningham, J18	Motorboats would go 8-10 mph on the lake, for exploration.	1935	Cunningham, Jerry 6-08-01, 1-11-02, 1-14-02	AG028, AG045p, AG049
Cunningham, J19	Instrument truck where they hook up the equipment.	1935	Cunningham, Jerry 6-08-01, 1-11-02, 1-14-02	AG028, AG045p, AG049
Cunningham, J20	The water truck used to pump dirt out of the way, filling up in town.	1935	Cunningham, Jerry 6-08-01, 1-11-02, 1-14-02	AG028, AG045p, AG049
Cunningham, J21	The shooting truck, with dynamite for blasting, at hand held gas pump.	1935	Cunningham, Jerry 6-08-01, 1-11-02, 1-14-02	AG028, AG045p, AG049
Cunningham,	Converted rig for drilling for water.	1940's	Cunningham, Jerry 6-08-01, 1-11-	AG028, AG045p,

Name	Photo Description	Photo Date	File Name(s) of Interview(s)	Interview Number(s)
J22			02, 1-14-02	AG049
Cunningham, J23	Using water pressure to drill by pumping water into the pipe after starting it with an oil bit.	1935	Cunningham, Jerry 6-08-01, 1-11-02, 1-14-02	AG028, AG045p, AG049
Cunningham, J24	An instrument barge on Lake Pontchartrain with the instruments protected under a tarpaulin.	1935	Cunningham, Jerry 6-08-01, 1-11-02, 1-14-02	AG028, AG045p, AG049
Cunningham, J25	Speedboat tying up to a shooting barge with the drill and pump, on the lake.	1935	Cunningham, Jerry 6-08-01, 1-11-02, 1-14-02	AG028, AG045p, AG049
Cunningham, J26	Wooden motorboat used to move around the swamps.	1935	Cunningham, Jerry 6-08-01, 1-11-02, 1-14-02	AG028, AG045p, AG049
Cunningham, J27	Bunk room on the houseboat.	1935	Cunningham, Jerry 6-08-01, 1-11-02, 1-14-02	AG028, AG045p, AG049
Cunningham, J28	View of the rear of the houseboat.	1935	Cunningham, Jerry 6-08-01, 1-11-02, 1-14-02	AG028, AG045p, AG049
Cunningham, J29	Drilling under small oak trees in the wetlands.	1940's	Cunningham, Jerry 6-08-01, 1-11-02, 1-14-02	AG028, AG045p, AG049
Cunningham, J30	Surveying in wetlands		Cunningham, Jerry 6-08-01, 1-11-02, 1-14-02	AG028, AG045p, AG049
Cunningham, J31	Jerry Cunningham with fish		Cunningham, Jerry 6-08-01, 1-11-02, 1-14-02	AG028, AG045p, AG049
Cunningham, J32	In the mess hall		Cunningham, Jerry 6-08-01, 1-11-02, 1-14-02	AG028, AG045p, AG049
Cunningham, J33	Survey boat		Cunningham, Jerry 6-08-01, 1-11-02, 1-14-02	AG028, AG045p, AG049
Cunningham, J34	Oilfield wives at camp		Cunningham, Jerry 6-08-01, 1-11-02, 1-14-02	AG028, AG045p, AG049
Cunningham, J35	Getting on board boat at crew change		Cunningham, Jerry 6-08-01, 1-11-02, 1-14-02	AG028, AG045p, AG049
Cunningham, J36	Eating in the mess hall		Cunningham, Jerry 6-08-01, 1-11-02, 1-14-02	AG028, AG045p, AG049
Cunningham, J37	Cooks in the kitchen		Cunningham, Jerry 6-08-01, 1-11-02, 1-14-02	AG028, AG045p, AG049
Curole, B01	Tank farm in Golden Meadow; property belonged to Bernice Curole's father-in-law; moat around to catch oil	1939-40	Curole, Bernice 1-21-02	DA026p
Curole, B02	Pump in GoldenMeadow; pipe, refuse on the ground	1939-40	Curole, Bernice 1-21-02	DA026p

Name	Photo Description	Photo Date	File Name(s) of Interview(s)	Interview Number(s)
Curole, B03	Gracien Curole standing on board walks on his propoerty in Golden Meadow on the Hwy 308 side; moved to Cut Off in 1942; tanks put up in 1940; two oil wells were put in the back and two in the front of the property, almost on the houses; had to move the house	1939-40	Curole, Bernice 1-21-02	DA026p
Curole, B04	Well blowout on Hwy 1, close to the high school in Golden Meadow; families had to leave -water in roof cisterns was contaminated; no compensation from oil companies	1939-40	Curole, Bernice 1-21-02	DA026p
Daspit, W01	Helmet made by Walt Daspit		Daspit, Walter 3-14-02, 7-10 & 16-02	DA039,DA044p, DA048
Daspit, W02	Helmet made by Walt Daspit, worn by Walt		Daspit, Walter 3-14-02, 7-10 & 16-02	DA039,DA044p, DA048
Daspit, W03	Helmet made by Walt Daspit, worn by Walt		Daspit, Walter 3-14-02, 7-10 & 16-02	DA039,DA044p, DA048
Daspit, W04	Helmet made by Walt Daspit, worn by Walt's son		Daspit, Walter 3-14-02, 7-10 & 16-02	DA039,DA044p, DA048
Daspit, W05	McDermott Barge - Walt Daspit in white t-shirt as stand-by diver		Daspit, Walter 3-14-02, 7-10 & 16-02	DA039,DA044p, DA048
Daspit, W06	Walt Daspit working underwater in the GOM		Daspit, Walter 3-14-02, 7-10 & 16-02	DA039,DA044p, DA048
Daspit, W07	Walt Daspit working underwater in the GOM		Daspit, Walter 3-14-02, 7-10 & 16-02	DA039,DA044p, DA048
Daspit, W08	Walt Daspit working underwater in the GOM		Daspit, Walter 3-14-02, 7-10 & 16-02	DA039,DA044p, DA048
Daspit, W09	Walt Daspit working underwater in the GOM		Daspit, Walter 3-14-02, 7-10 & 16-02	DA039,DA044p, DA048
Daspit, W10	Walt Daspit working underwater in the GOM, note blue jeans		Daspit, Walter 3-14-02, 7-10 & 16-02	DA039,DA044p, DA048
Daspit, W11	Diving bell descending		Daspit, Walter 3-14-02, 7-10 & 16-02	DA039,DA044p, DA048
Daspit, W12	Walt Daspit's partner in unit when first used		Daspit, Walter 3-14-02, 7-10 & 16-02	DA039,DA044p, DA048
Daspit, W13	Walt Daspit, Bob Nock, Ham Martin, Jim Grandstrom		Daspit, Walter 3-14-02, 7-10 & 16-02	DA039,DA044p, DA048
Daspit, W14	Dressing Walt Daspit (diver) on barge recovery		Daspit, Walter 3-14-02, 7-10 & 16-02	DA039,DA044p, DA048

Name	Photo Description	Photo Date	File Name(s) of Interview(s)	Interview Number(s)
Daspit, W15	Dressing Walt Daspit (diver) on barge recovery - handing over helmet		Daspit, Walter 3-14-02, 7-10 & 16-02	DA039,DA044p, DA048
Daspit, W16	Dressing Walt Daspit (diver) on barge recovery - closeup		Daspit, Walter 3-14-02, 7-10 & 16-02	DA039,DA044p, DA048
Daspit, W17	Dressing Walt Daspit (diver) on barge recovery - closeup		Daspit, Walter 3-14-02, 7-10 & 16-02	DA039,DA044p, DA048
Daspit, W18	McDermott Barge		Daspit, Walter 3-14-02, 7-10 & 16-02	DA039,DA044p, DA048
Daspit, W19	Area on which clamps will be attached		Daspit, Walter 3-14-02, 7-10 & 16-02	DA039,DA044p, DA048
Daspit, W20	Clamps on legs		Daspit, Walter 3-14-02, 7-10 & 16-02	DA039,DA044p, DA048
Daspit, W21	Closeup of clamps on legs		Daspit, Walter 3-14-02, 7-10 & 16-02	DA039,DA044p, DA048
Daspit, W22	Beginning of barge turnover - bottom of barge, note keyhole through which divers entered water		Daspit, Walter 3-14-02, 7-10 & 16-02	DA039,DA044p, DA048
Daspit, W23	Barge turnover		Daspit, Walter 3-14-02, 7-10 & 16-02	DA039,DA044p, DA048
Daspit, W24	Barge turnover		Daspit, Walter 3-14-02, 7-10 & 16-02	DA039,DA044p, DA048
Daspit, W25	Barge turnover		Daspit, Walter 3-14-02, 7-10 & 16-02	DA039,DA044p, DA048
Daspit, W26	Barge turnover		Daspit, Walter 3-14-02, 7-10 & 16-02	DA039,DA044p, DA048
Daspit, W27	Barge turnover, closeup of net around helipad		Daspit, Walter 3-14-02, 7-10 & 16-02	DA039,DA044p, DA048
Daspit, W28	Barge turnover, helipad on right side of photo		Daspit, Walter 3-14-02, 7-10 & 16-02	DA039,DA044p, DA048
Daspit, W29	Barge turnover, topside coming into view		Daspit, Walter 3-14-02, 7-10 & 16-02	DA039,DA044p, DA048
Daspit, W30	Barge turnover, helipad on right side of photo		Daspit, Walter 3-14-02, 7-10 & 16-02	DA039,DA044p, DA048
Daspit, W31	Barge turnover, closeup of barge on deck		Daspit, Walter 3-14-02, 7-10 & 16-02	DA039,DA044p, DA048
Daspit, W32	Barge turnover, topside coming into view		Daspit, Walter 3-14-02, 7-10 & 16-02	DA039,DA044p, DA048
Daspit, W33	Barge turnover, closeup of topside		Daspit, Walter 3-14-02, 7-10 & 16-	DA039,DA044p,

Name	Photo Description	Photo Date	File Name(s) of Interview(s)	Interview Number(s)
			02	DA048
Daspit, W34	Barge turnover, living quarters coming into view; men were trapped in the shower		Daspit, Walter 3-14-02, 7-10 & 16-02	DA039,DA044p, DA048
Daspit, W35	Barge turnover		Daspit, Walter 3-14-02, 7-10 & 16-02	DA039,DA044p, DA048
Daspit, W36	Closeup of Humble platform off AC-4		Daspit, Walter 3-14-02, 7-10 & 16-02	DA039,DA044p, DA048
Daspit, W37	Barge turnover, one of the feet the derrick sat on		Daspit, Walter 3-14-02, 7-10 & 16-02	DA039,DA044p, DA048
Daspit, W38	Barge turnover		Daspit, Walter 3-14-02, 7-10 & 16-02	DA039,DA044p, DA048
Daspit, W39	Derrick barge and diver doing repair work at one of the many structures in the GOM		Daspit, Walter 3-14-02, 7-10 & 16-02	DA039,DA044p, DA048
Daspit, W40	Approach to a platform in the GOM		Daspit, Walter 3-14-02, 7-10 & 16-02	DA039,DA044p, DA048
Dominique, D01	Doughty's dad, third from the left, was a driller on this rig in Liberty, Texas. Gulf drilling in Liberty, Texas, V.F. Dominique, driller.		Dominique, Doughty 1-17-02, 1-21-02	EB023, EB027p
Dominique, D02	A store in an oil camp in Longview Texas, early 1900's.	1900's	Dominique, Doughty 1-17-02, 1-21-02	EB023, EB027p
Dominique, D03	A steam tractor being used to build a wooden rig.	1920's	Dominique, Doughty 1-17-02, 1-21-02	EB023, EB027p
Dominique, D04	Drilling crew on a wooden derrick.	1920's	Dominique, Doughty 1-17-02, 1-21-02	EB023, EB027p
Dominique, D05	A crew loading pipe onto the barge on the Atchafalaya River in south Louisiana, being floated to the Texaco rig, 1924.	1924	Dominique, Doughty 1-17-02, 1-21-02	EB023, EB027p
Dominique, D06	A boarding house for single men at Orangefield, Texas, 1920's.	1920's	Dominique, Doughty 1-17-02, 1-21-02	EB023, EB027p
Dominique, D07	Drilling crew in Orangefield, Texas, with possible land owner to right.	1920's	Dominique, Doughty 1-17-02, 1-21-02	EB023, EB027p
Dominique, D09	Kerr McGee's first oil platform in the Gulf, built 1947.	1947+	Dominique, Doughty 1-17-02, 1-21-02	EB023, EB027p
Fackler, D01	Dry habitat used to make the first underwater hot tap saddle weld; carried out by Ocean Systems, Inc, a division of Union Carbide; done for Tennessee Gas; Frank Pelia and representative from Tennessee Gas	1967	Fackler, Dale 11-18-02, 12-04-02	DA074, DA080p

Name	Photo Description	Photo Date	File Name(s) of Interview(s)	Interview Number(s)
Fackler, D02	Ocean Systems bell used for bounce dives	1968	Fackler, Dale 11-18-02, 12-04-02	DA074, DA080p
Fackler, D03	Diving bell that had been lowered about 80 feet on a drilling vessel		Fackler, Dale 11-18-02, 12-04-02	DA074, DA080p
Fackler, D04	Artist's conception of Hot Tap Tillie, diving bell, and dry welding habitat		Fackler, Dale 11-18-02, 12-04-02	DA074, DA080p
Fackler, D05	Artist's conception of a subsea habitat - not realistic		Fackler, Dale 11-18-02, 12-04-02	DA074, DA080p
Fackler, D06	Ocean Systems diving bell used for bounce dives, prior to being plumbed		Fackler, Dale 11-18-02, 12-04-02	DA074, DA080p
Fackler, D07	Diving bell, decompression chamber and winch on a drill ship, will lower electrical equipment and air and gas hoses		Fackler, Dale 11-18-02, 12-04-02	DA074, DA080p
Fackler, D08	Vessel sinking, sank in 24 hours	1971	Fackler, Dale 11-18-02, 12-04-02	DA074, DA080p
Fackler, D09	Salvaging the sinking vessel; Lieutenant Commander Bartholomew	1971	Fackler, Dale 11-18-02, 12-04-02	DA074, DA080p
Fackler, D10	Teledyne's barge on the salvage job	1971	Fackler, Dale 11-18-02, 12-04-02	DA074, DA080p
Fackler, D11	Crane of the Teledyne barge	1971	Fackler, Dale 11-18-02, 12-04-02	DA074, DA080p
Fackler, D12	Debris removed from the salvaged vessel	1971	Fackler, Dale 11-18-02, 12-04-02	DA074, DA080p
Fackler, D13	Debris removed from the salvaged vessel		Fackler, Dale 11-18-02, 12-04-02	DA074, DA080p
Fackler, D14	Exploding vessel during salvage job		Fackler, Dale 11-18-02, 12-04-02	DA074, DA080p
Fackler, D15	Vessel on bottom, only stacks showing		Fackler, Dale 11-18-02, 12-04-02	DA074, DA080p
Fackler, D16	Divers on stage off side of barge		Fackler, Dale 11-18-02, 12-04-02	DA074, DA080p
Fackler, D17	Reviewing plans on a job, Fackler on right	1974	Fackler, Dale 11-18-02, 12-04-02	DA074, DA080p
Fackler, D18	Divers in heavy gear		Fackler, Dale 11-18-02, 12-04-02	DA074, DA080p
Fackler, D19	Diver in heavy gear in cage to be lowered, brought up		Fackler, Dale 11-18-02, 12-04-02	DA074, DA080p
Fackler, D20	Scuba divers from Ocean Systems' west coast office	1964	Fackler, Dale 11-18-02, 12-04-02	DA074, DA080p
Fackler, D21	Divers at reunion in Bush, Louisiana	1999	Fackler, Dale 11-18-02, 12-04-02	DA074, DA080p
Fackler, D22	Cover of Miller Diving Equipment catalog		Fackler, Dale 11-18-02, 12-04-02	DA074, DA080p
Fackler, D23	Materials barge transporting jacket to South Pass Block 62 - from magazine		Fackler, Dale 11-18-02, 12-04-02	DA074, DA080p
Fackler, D24	Two of Shell's giant platforms under construction at McDermott yard - from magazine		Fackler, Dale 11-18-02, 12-04-02	DA074, DA080p
Fackler, D25	Ocean Systems office		Fackler, Dale 11-18-02, 12-04-02	DA074, DA080p
Fackler, D26	Coastal School of Deep Sea Diving - Dale Fackler out front		Fackler, Dale 11-18-02, 12-04-02	DA074, DA080p
Fackler, D27	Salvaged wellhead from blowout		Fackler, Dale 11-18-02, 12-04-02	DA074, DA080p
Fackler, D28	Responding to salt mine fire, 22 people died		Fackler, Dale 11-18-02, 12-04-02	DA074, DA080p

Name	Photo Description	Photo Date	File Name(s) of Interview(s)	Interview Number(s)
Fackler, D29	Responding to salt mine fire, 22 people died		Fackler, Dale 11-18-02, 12-04-02	DA074, DA080p
Fackler, D30	Divers on the way down in the mine, in makeshift bucket built by divers		Fackler, Dale 11-18-02, 12-04-02	DA074, DA080p
Fackler, D31	Pipe		Fackler, Dale 11-18-02, 12-04-02	DA074, DA080p
Fackler, D32	Being lowered down into a pipeline to weld		Fackler, Dale 11-18-02, 12-04-02	DA074, DA080p
Fackler, D33	Lee Hosmo (?)		Fackler, Dale 11-18-02, 12-04-02	DA074, DA080p
Fackler, D34	Deck of barge		Fackler, Dale 11-18-02, 12-04-02	DA074, DA080p
Fackler, D35	Teek (?) welding apparatus		Fackler, Dale 11-18-02, 12-04-02	DA074, DA080p
Fackler, D36	Ocean Systems welding habitat on deck		Fackler, Dale 11-18-02, 12-04-02	DA074, DA080p
Fackler, D37	Salvage of Pan American Airlines crash		Fackler, Dale 11-18-02, 12-04-02	DA074, DA080p
Fackler, D38	Salvage of Pan American Airlines crash		Fackler, Dale 11-18-02, 12-04-02	DA074, DA080p
Fackler, D39	Diver being lowered down on stage on airplane salvage job		Fackler, Dale 11-18-02, 12-04-02	DA074, DA080p
Fackler, D40	Diver coming off stage - Dr. Joe McGinnis with camera		Fackler, Dale 11-18-02, 12-04-02	DA074, DA080p
Fackler, D41	Ocean Systems equipment being hauled to surface - welding habitat	1971	Fackler, Dale 11-18-02, 12-04-02	DA074, DA080p
Fackler, D42	Salvaged airplane on deck		Fackler, Dale 11-18-02, 12-04-02	DA074, DA080p
Fackler, D43	On deck		Fackler, Dale 11-18-02, 12-04-02	DA074, DA080p
Fackler, D44	Flange repair job for Texaco - pipe damaged by anchor		Fackler, Dale 11-18-02, 12-04-02	DA074, DA080p
Fackler, D45	Welding habitat coming to surface		Fackler, Dale 11-18-02, 12-04-02	DA074, DA080p
Fackler, D46	Repairing crushed pipeline		Fackler, Dale 11-18-02, 12-04-02	DA074, DA080p
Fackler, D47	Chamber on deck		Fackler, Dale 11-18-02, 12-04-02	DA074, DA080p
Fackler, D48	Well control unit		Fackler, Dale 11-18-02, 12-04-02	DA074, DA080p
Fackler, D49	Crew on deck		Fackler, Dale 11-18-02, 12-04-02	DA074, DA080p
Fackler, D50	Diver in gear		Fackler, Dale 11-18-02, 12-04-02	DA074, DA080p
Fackler, D51	Joe Arries and his brother in Guam		Fackler, Dale 11-18-02, 12-04-02	DA074, DA080p
Fackler, D52	Riser		Fackler, Dale 11-18-02, 12-04-02	DA074, DA080p
Fackler, D53	Pasqual jumping off platform		Fackler, Dale 11-18-02, 12-04-02	DA074, DA080p
Fackler, D54	Scrapbook entry of jackup where Facker and two others installed anodes		Fackler, Dale 11-18-02, 12-04-02	DA074, DA080p
Fackler, D55	Diving bell alongside platform leg		Fackler, Dale 11-18-02, 12-04-02	DA074, DA080p
Fackler, D56	Salvage of Navy plane crash		Fackler, Dale 11-18-02, 12-04-02	DA074, DA080p
Fackler, D57	Old Shell wellhead that blew out		Fackler, Dale 11-18-02, 12-04-02	DA074, DA080p
Fackler, D58	Fish swimming underwater past platform leg		Fackler, Dale 11-18-02, 12-04-02	DA074, DA080p

Name	Photo Description	Photo Date	File Name(s) of Interview(s)	Interview Number(s)
Fackler, D59	Standing on stage off barge		Fackler, Dale 11-18-02, 12-04-02	DA074, DA080p
Fackler, D60	Divers and tenders in front of cage; Dale Facker second from left		Fackler, Dale 11-18-02, 12-04-02	DA074, DA080p
Fanguy, P01	A mobile crane handling pipe casing.	1958	Fanguy, Phillip 3-25-02, 4-10-02	EB045, EB054p
Fanguy, P02	The first wench built by a southern machine in Houma - used for towing operations in Africa; one of the first offshore boats built, to work in Africa	1970	Fanguy, Phillip 3-25-02, 4-10-02	EB045, EB054p
Fanguy, P03	Crane lifting wench off of truck to set on the deck of the boat.	1970	Fanguy, Phillip 3-25-02, 4-10-02	EB045, EB054p
Fanguy, P04	Crane has lifted wench off of truck and is placing it on the boat deck.	1970	Fanguy, Phillip 3-25-02, 4-10-02	EB045, EB054p
Fanguy, P06	Pipe being loaded manually from pipe racks onto a truck; black man in photo is supervisor, one of the first in his field.	1958	Fanguy, Phillip 3-25-02, 4-10-02	EB045, EB054p
Fanguy, P07	Supervisor standing in front of the columns that supported the old lift hanger.	1958	Fanguy, Phillip 3-25-02, 4-10-02	EB045, EB054p
Fanguy, P08	The first marsh buggy built by the Cheramie brothers in Golden Meadow, LA.	1960's	Fanguy, Phillip 3-25-02, 4-10-02	EB045, EB054p
Galletti, M01	Hydraulic unit design on J & J Machine and Welding brochure sheet		Galletti, Mary Ann 7-26-02	DA057
Galletti, M02	Sketch of hydraulic unit		Galletti, Mary Ann 7-26-02	DA057
Galletti, M03	Shop at J & J Marine showing decompression chamber; Pete Edel in lower right corner, "George" the stuffed diver in upper left; Herb Atwood (sales, then vice president) in center with Vick Vickers (diver supervisor) behind him	late 60s, early70s	Galletti, Mary Ann 7-26-02	DA057
Galletti, M04	One of J & J Marine's large trucks hauling a decompression chamber; hooks on top for lifting the chamber		Galletti, Mary Ann 7-26-02	DA057
Galletti, M05	diving equipment sitting on dock waiting to be loaded (?)	1960s	Galletti, Mary Ann 7-26-02	DA057
Galletti, M06	Bob Honaker (left) and Pete Edel (right) in J & J Marine shop; shop built in 1966	late 60s, early70s	Galletti, Mary Ann 7-26-02	DA057
Galletti, M07	J & J Marine divers working offshore; platform under construction - 3 shots		Galletti, Mary Ann 7-26-02	DA057
Galletti, M08	Boats on J & J Marine offshore job; used to haul equipment to platform or barge; divers stayed on platform or barge		Galletti, Mary Ann 7-26-02	DA057
Galletti, M09	Crew boat taking equipment out to job site		Galletti, Mary Ann 7-26-02	DA057
Galletti, M10	?? Equipment used in diving; has headphones, dials		Galletti, Mary Ann 7-26-02	DA057

Name	Photo Description	Photo Date	File Name(s) of Interview(s)	Interview Number(s)
Galletti, M11	Welding in J & J Machine Shop	late 60s, early70s	Galletti, Mary Ann 7-26-02	DA057
Galletti, M12	Diving equipment on boat on the way to a job; yellow are compressors, white is decompression chamber		Galletti, Mary Ann 7-26-02	DA057
Galletti, M13	Diving equipment on boat on the way to a job; yellow are compressors, white is decompression chamber		Galletti, Mary Ann 7-26-02	DA057
Galletti, M14	John Galletti	early70s	Galletti, Mary Ann 7-26-02	DA057
Galletti, M15	Divers working underwater in jeans and tennis shoes		Galletti, Mary Ann 7-26-02	DA057
Galletti, M16	Divers working underwater		Galletti, Mary Ann 7-26-02	DA057
Galletti, M17	Recovery of a tow boat		Galletti, Mary Ann 7-26-02	DA057
Galletti, M18	Inside J & J Machine Shop	late 70s, early80s	Galletti, Mary Ann 7-26-02	DA057
Galletti, M19	Diver working underwater doing burning; wearing wetsuit		Galletti, Mary Ann 7-26-02	DA057
Galletti, M20	Diver working underwater on platform legs		Galletti, Mary Ann 7-26-02	DA057
Galletti, M21	J & J Machine and Welding Shop in Pasadena, TX, off Spencer Highway	late 50s	Galletti, Mary Ann 7-26-02	DA057
Galletti, M22	J & J Machine and Welding - new shop completed in November or December 1978	late 70s, early80s	Galletti, Mary Ann 7-26-02	DA057
Galletti, M23	Donnie Van Dam (left) and another machine shop worker inside J & J Machine and Welding's new shop	late 70s, early80s	Galletti, Mary Ann 7-26-02	DA057
Galletti, M24	hydraulic tool, photo from a catalogue; 1 inch square drive		Galletti, Mary Ann 7-26-02	DA057
Galletti, M25	Pages from Mary Ann Galletti's notebook tracking diving jobs		Galletti, Mary Ann 7-26-02	DA057
Galletti, M26	Pages from Mary Ann Galletti's notebook tracking diving jobs		Galletti, Mary Ann 7-26-02	DA057
Galletti, M27	Pages from Mary Ann Galletti's notebook tracking diving jobs		Galletti, Mary Ann 7-26-02	DA057
George, P01	Platform inspection, performed daily to monthly, with Phillip George and the maintenance foreman, and a gauger.	1986	George, Phillip 9-25-01, 1-21-02	DA009, DA024p
George, P02	Land and Ship Tanks, (LST), living quarters, connected by a ramp to the rig.	1955	George, Phillip 9-25-01, 1-21-02	DA009, DA024p
George, P03	Phillip George being presented with his 30 year plaque by an operation superintendent with Exxon.	1985	George, Phillip 9-25-01, 1-21-02	DA009, DA024p
George, P04	Phillip George at meeting with Exxon, fire fighting safety seminar	1982	George, Phillip 9-25-01, 1-21-02	DA009, DA024p
George, P05	Phillip George attending a school on compressors and engines in Kilgore, Texas; Phillip is in back row, fourth from left	1972	George, Phillip 9-25-01, 1-21-02	DA009, DA024p
George, P06	Phillip George attending a school on gas turbines.	1979	George, Phillip 9-25-01, 1-21-02	DA009, DA024p

Name	Photo Description	Photo Date	File Name(s) of Interview(s)	Interview Number(s)
George, P07	Phillip George receiving a plaque for eight years without an accident on the platforms he supervised.	1982	George, Phillip 9-25-01, 1-21-02	DA009, DA024p
George, P08	Photo from Humble News when Betsy came through (photo missing)	10/1/65	George, Phillip 9-25-01, 1-21-02	DA009, DA024p
George, P09	Supervisor's structure, Vermillion 330, living quarters to left, escape capsule hanging off the back, crane and compressor building.	1984	George, Phillip 9-25-01, 1-21-02	DA009, DA024p
Gilmore, B01	Hurricane damage.		Gilmore, Selwin Sr. 7/9/2003, 1/11/05	JS028, LP003
Gilmore, B02	Cleaning up flood damage from hurricane-note high water mark. Crocodile Shell Pipeline.		Gilmore, Selwin Sr. 7/9/2003, 1/11/05	JS028, LP003
Gilmore, B03	Hurricane damage.		Gilmore, Selwin Sr. 7/9/2003, 1/11/05	JS028, LP003
Gilmore, B04	No information available.		Gilmore, Selwin Sr. 7/9/2003, 1/11/05	JS028, LP003
Gilmore, B05	Hurricane damage.		Gilmore, Selwin Sr. 7/9/2003, 1/11/05	JS028, LP003
Gilmore, B06	Tank damage.		Gilmore, Selwin Sr. 7/9/2003, 1/11/05	JS028, LP003
Gilmore, B07	Damage cleanup-Cocodrie.		Gilmore, Selwin Sr. 7/9/2003, 1/11/05	JS028, LP003
Gilmore, B08	Boat aground from hurricane-near Cocodrie.		Gilmore, Selwin Sr. 7/9/2003, 1/11/05	JS028, LP003
Gilmore, B09	Damage cleanup.		Gilmore, Selwin Sr. 7/9/2003, 1/11/05	JS028, LP003
Gilmore, B10	Cocodrie Shell Pipeline facilities.		Gilmore, Selwin Sr. 7/9/2003, 1/11/05	JS028, LP003
Giroir, J01	Shell production platform in block 192, Cameron, built by Higgins fabrication company in New Orleans.	1955	Giroir, Jake 5-08-01, 7-31-01, 1-7-05	AG015, AG044, DA128
Giroir, J02	A top view of the Shell platform in block 192, Cameron.		Giroir, Jake 5-08-01, 7-31-01, 1-7-05	AG015, AG044, DA128
Giroir, J03	West Verret Shell production platform with living quarters, constructed for 10-14 ft of water.		Giroir, Jake 5-08-01, 7-31-01, 1-7-05	AG015, AG044, DA128
Giroir, J04	West Verret Shell production platform under construction, side view.		Giroir, Jake 5-08-01, 7-31-01, 1-7-05	AG015, AG044, DA128

Name	Photo Description	Photo Date	File Name(s) of Interview(s)	Interview Number(s)
Giroir, J05	Higgins Company building the platform, large cranes raise sections onto the platform.		Giroir, Jake 5-08-01, 7-31-01, 1-7-05	AG015, AG044, DA128
Giroir, J06	View of Shell production platform number 7 under construction by Higgins Company.		Giroir, Jake 5-08-01, 7-31-01, 1-7-05	AG015, AG044, DA128
Giroir, J07	Another view of Shell platform number 7 under construction.		Giroir, Jake 5-08-01, 7-31-01, 1-7-05	AG015, AG044, DA128
Giroir, J08	A section of pipe connected to the dehydrators on platform 7.		Giroir, Jake 5-08-01, 7-31-01, 1-7-05	AG015, AG044, DA128
Giroir, J09	An overhead view of pipe sections being installed on platform 7.		Giroir, Jake 5-08-01, 7-31-01, 1-7-05	AG015, AG044, DA128
Giroir, J10	View of the top section of the production platform, 40 X 40 feet.		Giroir, Jake 5-08-01, 7-31-01, 1-7-05	AG015, AG044, DA128
Giroir, J11	Pipe section installed on Shell production platform.		Giroir, Jake 5-08-01, 7-31-01, 1-7-05	AG015, AG044, DA128
Giroir, J12	The large tank is the dehydrator to dry the gas, on a platform off Cameron.		Giroir, Jake 5-08-01, 7-31-01, 1-7-05	AG015, AG044, DA128
Giroir, J13	Dehydrators and tanks for gas to the right, on the platform set in the Gulf.		Giroir, Jake 5-08-01, 7-31-01, 1-7-05	AG015, AG044, DA128
Giroir, J14	View of the platforms in the Gulf, living quarters to the left, well and production to the right.		Giroir, Jake 5-08-01, 7-31-01, 1-7-05	AG015, AG044, DA128
Giroir, J15	The pipe carrying the oil from the well curves like a spring to provide room to stretch in bad weather. Jake Giroir on Block 88 gas platform.		Giroir, Jake 5-08-01, 7-31-01, 1-7-05	AG015, AG044, DA128
Giroir, J16	Bill Shalic production foreman, left, with Jake Giroir, at West Lake Verret, with oil compressors in the background.		Giroir, Jake 5-08-01, 7-31-01, 1-7-05	AG015, AG044, DA128
Grubbs, W01	Damaged platform leg		Grubbs, Whitey 3-20-02, 9-30-02	DA043, DA061p
Grubbs, W02	Damaged pipeline		Grubbs, Whitey 3-20-02, 9-30-02	DA043, DA061p
Grubbs, W03	Repair of underwater storage tanks in Dubai, four photos on prepared photo sheet.		Grubbs, Whitey 3-20-02, 9-30-02	DA043, DA061p
Grubbs, W04	A bottomless, oil storage tank floating in the Arabian Gulf that was built on land in Dubai, United Arab Emirates, by Chicago Bridge and Iron Company.		Grubbs, Whitey 3-20-02, 9-30-02	DA043, DA061p
Grubbs, W05	Two divers completing an underwater welding job.		Grubbs, Whitey 3-20-02, 9-30-02	DA043, DA061p
Grubbs, W06	The Khazzan offshore oil storage complex.		Grubbs, Whitey 3-20-02, 9-30-02	DA043, DA061p
Grubbs, W07	Diver involved in underwater welding job.		Grubbs, Whitey 3-20-02, 9-30-02	DA043, DA061p

Name	Photo Description	Photo Date	File Name(s) of Interview(s)	Interview Number(s)
Grubbs, W08	Diver involved in underwater welding job.		Grubbs, Whitey 3-20-02, 9-30-02	DA043, DA061p
Grubbs, W09	Diver involved in underwater welding job.		Grubbs, Whitey 3-20-02, 9-30-02	DA043, DA061p
Grubbs, W10	Diver involved in underwater welding job.		Grubbs, Whitey 3-20-02, 9-30-02	DA043, DA061p
Grubbs, W11	4 photos of the process of completing a repair mock-up before making actual welding repairs underwater on rig at -320.		Grubbs, Whitey 3-20-02, 9-30-02	DA043, DA061p
Grubbs, W12	5 men on deck with champagne standing in front of storage tank.		Grubbs, Whitey 3-20-02, 9-30-02	DA043, DA061p
Grubbs, W13	Diver involved in underwater welding job.		Grubbs, Whitey 3-20-02, 9-30-02	DA043, DA061p
Grubbs, W14	Stub of missing VD brace on offshore platform.		Grubbs, Whitey 3-20-02, 9-30-02	DA043, DA061p
Grubbs, W15	5 Comex divers walking on offshore platform.		Grubbs, Whitey 3-20-02, 9-30-02	DA043, DA061p
Grubbs, W16	Hyperbaric Welding Chamber for Hot Taps, four photos on prepared photo sheet, (same as Grubbs W03).		Grubbs, Whitey 3-20-02, 9-30-02	DA043, DA061p
Grubbs, W17	Montrose Alpha offshore platform.		Grubbs, Whitey 3-20-02, 9-30-02	DA043, DA061p
Grubbs, W18	New 16 ton brace being installed.		Grubbs, Whitey 3-20-02, 9-30-02	DA043, DA061p
Grubbs, W19	Two photos - a damaged section of piping being removed from underwater and the new fabricated piece ready for installation.		Grubbs, Whitey 3-20-02, 9-30-02	DA043, DA061p
Grubbs, W20	4 photos of the Global Divers Research and Development Center: hyperbaric facilities, living quarters, decompression chambers and dry welding chambers.		Grubbs, Whitey 3-20-02, 9-30-02	DA043, DA061p
Grubbs, W21	Typical scalloped slip sleeve; diagram with sleeve detail and color photo		Grubbs, Whitey 3-20-02, 9-30-02	DA043, DA061p
Grubbs, W22	Detailed diagrams of one of the hurricane damaged nodes.		Grubbs, Whitey 3-20-02, 9-30-02	DA043, DA061p
Grubbs, W23	4 images of the Houston Ship Channel and repairs.		Grubbs, Whitey 3-20-02, 9-30-02	DA043, DA061p
Grubbs, W24	4 images of first successful wet weld repair, August, 1970, CBI Memphis.		Grubbs, Whitey 3-20-02, 9-30-02	DA043, DA061p
Grubbs, W25	Drawing of first underwater wet welded structural repair, 1971.		Grubbs, Whitey 3-20-02, 9-30-02	DA043, DA061p
Grubbs, W26	Sleeve going down for trial fit on stub.		Grubbs, Whitey 3-20-02, 9-30-02	DA043, DA061p
Grubbs, W27	Sleeve being welded to new VD brace.		Grubbs, Whitey 3-20-02, 9-30-02	DA043, DA061p
Grubbs, W28	Photo of welder completing dryweld.		Grubbs, Whitey 3-20-02, 9-30-02	DA043, DA061p
Grubbs, W29	Photo of completed weld.		Grubbs, Whitey 3-20-02, 9-30-02	DA043, DA061p
Grubbs, W30	Pulling out jackup leg for repair		Grubbs, Whitey 3-20-02, 9-30-02	DA043, DA061p
Grubbs, W31	Dry habitat welding repair		Grubbs, Whitey 3-20-02, 9-30-02	DA043, DA061p
Grubbs, W32	Accessing structure for repair		Grubbs, Whitey 3-20-02, 9-30-02	DA043, DA061p
Grubbs, W33	Divers on barge preparing to enter water		Grubbs, Whitey 3-20-02, 9-30-02	DA043, DA061p

Name	Photo Description	Photo Date	File Name(s) of Interview(s)	Interview Number(s)
Grubbs, W34	Tender preparing Whitey Grubbs for dive		Grubbs, Whitey 3-20-02, 9-30-02	DA043, DA061p
Grubbs, W35	Whitey Grubbs and another diver preparing for dive		Grubbs, Whitey 3-20-02, 9-30-02	DA043, DA061p
Grubbs, W36	Divers on stage entering water for dive		Grubbs, Whitey 3-20-02, 9-30-02	DA043, DA061p
Grubbs, W37	Divers on stage being lowered for dive		Grubbs, Whitey 3-20-02, 9-30-02	DA043, DA061p
Grubbs, W38	Tender on deck		Grubbs, Whitey 3-20-02, 9-30-02	DA043, DA061p
Guidry, D01	Clarence Cheramie (l) with company many at site of Golden Meadow blowout; blowout occurred off the Texas Company Canal; neighbors couldn't put their wash on the line for months afterward because the airborne droplets continued to fall and coat everything	1937-1938	Guidry, Dick 10-04-01	DA018
Guidry, D02	Another blowout in Golden Meadow; no blowout preventers at the time so result was an open fire	1937-1938	Guidry, Dick 10-04-01	DA018
Guidry, D03	Truck belonging to L.E. Daviet Lumber Co. in Larose carrying mud and cement for early oil drilling operations in Golden Meadow; at the time all muc and cember were bought from the lumber companies; Daviet made a fortune at the time	1937-1938	Guidry, Dick 10-04-01	DA018
Guidry, D04	Golden Meadow with oil rigs in the background	1937-1938	Guidry, Dick 10-04-01	DA018
Guidry, D05	Truck belonging to L.E. Daviet Lumber Co. in Larose carrying mud and cement for early oil drilling operations in Golden Meadow; at the time all muc and cember were bought from the lumber companies	1937-1938	Guidry, Dick 10-04-01	DA018
Guzzetta, V01	Offshore supply boat		Guzzetta, Vince 7-01-04	MMS038
Guzzetta, V02	Offshore supply boat		Guzzetta, Vince 7-01-04	MMS038
Guzzetta, V03	Offshore supply boat		Guzzetta, Vince 7-01-04	MMS038
Guzzetta, V04	Offshore supply boat		Guzzetta, Vince 7-01-04	MMS038
Guzzetta, V05	Offshore supply boat		Guzzetta, Vince 7-01-04	MMS038
Guzzetta, V06	Offshore supply boat		Guzzetta, Vince 7-01-04	MMS038
Henry, E01	Texaco crew boat on water.		Henry, Ed 11/18/2002, 1/24/05	JS002, DA138
Henry, E02	Oilfield.		Henry, Ed 11/18/2002, 1/24/05	JS002, DA138
Henry, E03	Ed Henry's dad on barge, 1930's		Henry, Ed 11/18/2002, 1/24/05	JS002, DA138
Henry, E04	Closeup of barge.		Henry, Ed 11/18/2002, 1/24/05	JS002, DA138
Henry, E05	"Oil Calendar."		Henry, Ed 11/18/2002, 1/24/05	JS002, DA138
Henry, E06	Group photo on rig.		Henry, Ed 11/18/2002, 1/24/05	JS002, DA138
Henry, E07	Workers on rig.		Henry, Ed 11/18/2002, 1/24/05	JS002, DA138

Name	Photo Description	Photo Date	File Name(s) of Interview(s)	Interview Number(s)
Henderson, D01	Caleb Henderson recognized in McDermott news for 15 years of service		Henderson, Delores 7-16-01, 3-7-03	RH011, DA104
Henderson, D02	Caleb Henderson plaque from Exxon "Lena" first guyed tower	1983	Henderson, Delores 7-16-01, 3-7-03	RH011, DA104
Henderson, D03	Platform being fabricated at McDermott yard in Amelia		Henderson, Delores 7-16-01, 3-7-03	RH011, DA104
Henderson, D04	Workers constructing platform leg at McDermott yard in Amelia		Henderson, Delores 7-16-01, 3-7-03	RH011, DA104
Henderson, D05	Platform under construction at McDermott yard in Amelia		Henderson, Delores 7-16-01, 3-7-03	RH011, DA104
Henderson, D06	McDermott workers, photo taken by Caleb Henderson		Henderson, Delores 7-16-01, 3-7-03	RH011, DA104
Henderson, D07	McDermott workers, photo taken by Caleb Henderson		Henderson, Delores 7-16-01, 3-7-03	RH011, DA104
Henderson, D08	McDermott workers, photo taken by Caleb Henderson		Henderson, Delores 7-16-01, 3-7-03	RH011, DA104
Henderson, D09	Platform legs during fabrication at McDermott yard		Henderson, Delores 7-16-01, 3-7-03	RH011, DA104
Henderson, D10	Platform in Gulf of Mexico, fabricated at McDermott yard in Amelia		Henderson, Delores 7-16-01, 3-7-03	RH011, DA104
Henderson, D11	Mr. Campbell, man who hired Caleb Henderson, at McDermott yard; photo by Jesse Grice		Henderson, Delores 7-16-01, 3-7-03	RH011, DA104
Hobbs, F01	1980-1981 Officers of Morgan City Chapter of Desk and Derrick Club; Back row (l to r) ??, Doris Mullendore, Inez Michel, Jackie Croppell; Front row (l to r): Carol Benois, Pam Fonterot, Ann Dowdy, Shirley Legaux, Fannie Hobbs	1980	Hobbs, Fannie 7-23-03	DA109
Hobbs, F02	Scene from Desk and Derrick celebration; skit take off on Hee Haw	1981	Hobbs, Fannie 7-23-03	DA109
Hobbs, F03	Scene from Desk and Derrick celebration; Gone With the Wells skit	1982	Hobbs, Fannie 7-23-03	DA109
Hobbs, F04	Cover of Desk and Derrick Gone With the Wells program	1982	Hobbs, Fannie 7-23-03	DA109
Hobbs, F05	Cover of Yearbook for Ladies Petroleum Club	1969-70	Hobbs, Fannie 7-23-03	DA109
Hobbs, F06	Red Adair photo given to Fannie Hobbs when she invited Red to be Desk and Derrick guest speaker		Hobbs, Fannie 7-23-03	DA109
Hynson, T01	Personal photo taken while reading in decompression chamber, on the vessel "Hare" on job searching for cracks in the offshore	1960	Hynson, Tom 10-09-02	DA065

Name	Photo Description	Photo Date	File Name(s) of Interview(s)	Interview Number(s)
	platform.			
Hynson, T02	Dressed in deepsea diving gear.	1960's	Hynson, Tom 10-09-02	DA065
Hynson, T03	Entering the water on a salvage dive.	1960's	Hynson, Tom 10-09-02	DA065
Hynson, T04	Dressed ready for a salvage dive.	1960's	Hynson, Tom 10-09-02	DA065
Hynson, T05	Dressed to work on deep-sea salvage.	1960's	Hynson, Tom 10-09-02	DA065
Hynson, T06	Salvage from a burned derrick barge from 1961 with Tom Hynson, center.		Hynson, Tom 10-09-02	DA065
LeJeune, H01	Houston LeJeune putting charge I n Gulf of Mexico.		LeJeune, Houston 3-22-04	MMS027
LeJeune, H02	Houston LeJeune with shooting truck.		LeJeune, Houston 3-22-04	MMS027
LeJeune, H03	Alligator from night hunt on quarter boat near Shell Island, 1950. Slick Morrel, Houston LeJeune, Gene Johnson and Herman Michel.		LeJeune, Houston 3-22-04	MMS027
LeJeune, H04	Houston LeJeune and wife Laura with 6-foot rattler near Laredo, 1967.		LeJeune, Houston 3-22-04	MMS027
LeJeune, H05	State Conservation agent Oscar Peyton (near Grand Isle).		LeJeune, Houston 3-22-04	MMS027
LeJeune, H06	Houston LeJeune shooting charge in Gulf.		LeJeune, Houston 3-22-04	MMS027
LeJeune, H07	Houston LeJeune and Laural Mayan around 1950.		LeJeune, Houston 3-22-04	MMS027
LeJeune, H08	Instrument panel.		LeJeune, Houston 3-22-04	MMS027
LeJeune, H09	Houston LeJeune in front of Sun Oil Company's Amelia, TX laboratory.		LeJeune, Houston 3-22-04	MMS027
LeJeune, H10	Recording crew out of Laurel, MS around 1964.		LeJeune, Houston 3-22-04	MMS027
LeJeune, H11	1955 article from Sun Oil Company, Oakdale, LA.		LeJeune, Houston 3-22-04	MMS027
LeJeune, H12	Shooting crew at Laurel, MS 1964. Wiley Dice, Tisdale, Houston LeJeune.		LeJeune, Houston 3-22-04	MMS027
LeJeune, H13	Eddie Rink and Freddie Thibodeaux setting seismic in Grand Lake, 1949.		LeJeune, Houston 3-22-04	MMS027
LeJeune, H14	Eddie Rink and Freddie Thibodeaux setting seismic in Grand Lake, 1949.		LeJeune, Houston 3-22-04	MMS027
LeJeune, H15	Charlie Chaplain setting explosives, Grand Lake, 1949.		LeJeune, Houston 3-22-04	MMS027
LeJeune, H16	Charlie Chaplain setting explosives, Grand Lake, 1949.		LeJeune, Houston 3-22-04	MMS027
LeJeune, H17	Freddie Thibodeaux and Eddie Rink laying cable for seismic and detectors.		LeJeune, Houston 3-22-04	MMS027
LeJeune, H18	Surveyor shooting direction line, Grand Lake 1949.		LeJeune, Houston 3-22-04	MMS027

Name	Photo Description	Photo Date	File Name(s) of Interview(s)	Interview Number(s)
LeJeune, H19	Charles Chapman, Grand Lake Swamp, 1949.		LeJeune, Houston 3-22-04	MMS027
LeJeune, H20	William De Roucher (background), Leonard Aucion, John Chaplain, Dempsey Gearing with portable drill pump on Cypress Knee in Grand Lake Swamp.		LeJeune, Houston 3-22-04	MMS027
LeJeune, H21	Sun Oil Company, Seismic Part #1, Grand Lake, 1948.		LeJeune, Houston 3-22-04	MMS027
LeJeune, H22	Sun Oil Company, Seismic Part #1, Grand Lake, 1948.		LeJeune, Houston 3-22-04	MMS027
LeJeune, H23	Houseboat JoAnn at Lake Fausse Point, 1949.		LeJeune, Houston 3-22-04	MMS027
LeJeune, H24	Water Barge/Shop Barge, 1949.		LeJeune, Houston 3-22-04	MMS027
LeJeune, H25	Houma.		LeJeune, Houston 3-22-04	MMS027
LeJeune, H26	Duplicate from slide five.		LeJeune, Houston 3-22-04	MMS027
LeJeune, H27	No information available.		LeJeune, Houston 3-22-04	MMS027
LeJeune, H28	George Dicus and Arnold Muller Viewing seismic record, 1950.		LeJeune, Houston 3-22-04	MMS027
LeJeune, H29	Seismic crew in Bay St. Louis, 1951.		LeJeune, Houston 3-22-04	MMS027
LeJeune, H30	James Whittington and complete portable seismic instrument, Grand Lake 1949.		LeJeune, Houston 3-22-04	MMS027
LeJeune, H31	James Whittington and complete portable seismic instrument, Grand Lake 1949.		LeJeune, Houston 3-22-04	MMS027
LeJeune, H32	Seismic surveyor, Grand Lake 1949.		LeJeune, Houston 3-22-04	MMS027
LeJeune, H33	Laying seismic equipment, Grand Lake 1949.		LeJeune, Houston 3-22-04	MMS027
LeJeune, H34	In water, William Racher, Freddie Thibodeaux; James Whittington, Clifton Duay, Frances Mable		LeJeune, Houston 3-22-04	MMS027
LeJeune, H35	Eddie Rink carrying portable darkroom, Thibodeaux and Whittington carrying portable seismic instruments.		LeJeune, Houston 3-22-04	MMS027
Marmande, B01	Delta Mud and Chemical Company truck and tanks		Marmande, Bob 4-0-9-02	EB053p
Marmande, B02	Delta Mud and Chemical Company facility		Marmande, Bob 4-0-9-02	EB053p
Marmande, B03	Facility layout		Marmande, Bob 4-0-9-02	EB053p
Marmande, B04	Aerial photo of tanks		Marmande, Bob 4-0-9-02	EB053p
Marmande, B05	Aerial photo of offshore installation		Marmande, Bob 4-0-9-02	EB053p
Marmande, B06	Aerial photo of offshore installation		Marmande, Bob 4-0-9-02	EB053p

Name	Photo Description	Photo Date	File Name(s) of Interview(s)	Interview Number(s)
Marmande, B07	Aerial photo of island and barges		Marmande, Bob 4-0-9-02	EB053p
McCully, J01	Jack McCully's brother, first on the left, with James, another brother to the right, on Rig 20 a diesel electric Rig.		McCully, Jack 1-18-02, 1-19-02	AG056, EB025p
McCully, J02	The changeover from company-owned contract rigs meant a labor reorganization, Jack and crew after this rig was shut down.		McCully, Jack 1-18-02, 1-19-02	AG056, EB025p
McCully, J03	Rig 18, 1957 on Lake Des Allemandes.	1957	McCully, Jack 1-18-02, 1-19-02	AG056, EB025p
McCully, J04	Rig 30, the boilers to the left, the doghouse to the right.		McCully, Jack 1-18-02, 1-19-02	AG056, EB025p
McCully, J05	Jack working in Texas on rig 30, a steam driven rig in 1955. Drilling next to Raymond Person's estate, a Ford dealer in Houston.	1955	McCully, Jack 1-18-02, 1-19-02	AG056, EB025p
McCully, J06	Rig 30, with a wider view of the boilers and the doghouse, both set away from the Rig.		McCully, Jack 1-18-02, 1-19-02	AG056, EB025p
McCully, J07	The crew on Rig 30.		McCully, Jack 1-18-02, 1-19-02	AG056, EB025p
McCully, J08	Shift change, top to bottom, Woody Sampson, Bob J Bush, Harold Saunders, Jackson, Red Eye Regan.		McCully, Jack 1-18-02, 1-19-02	AG056, EB025p
McCully, J09	Jack standing in front of a Humble helicopter offshore on rig 45. The helicopter later flipped in a bad accident.		McCully, Jack 1-18-02, 1-19-02	AG056, EB025p
McCully, J10	In Crowley, LA, this derrick caught fire and fell down, killing the derrickman. The kelly is the only thing standing on the platform.		McCully, Jack 1-18-02, 1-19-02	AG056, EB025p
McCully, J11	View of the A platform with round water tank, compressor and a stiff leg crane. The rig has since been removed from the Gulf.		McCully, Jack 1-18-02, 1-19-02	AG056, EB025p
McCully, J12	A rig fire in Erath 1959-60. The derrick had fallen in the mud pit, and one boiler was burned, the other three dragged clear.	1959-60	McCully, Jack 1-18-02, 1-19-02	AG056, EB025p
McCully, J13	The same fire showing the rig floor burned and fell over the derrick; using Caterpillars to drag pipe and boilers out of the heat.	1959-60	McCully, Jack 1-18-02, 1-19-02	AG056, EB025p
McCully, J14	After the fire burned for two months, they drilled to the bore and pumped mud into it to kill it.	1959-60	McCully, Jack 1-18-02, 1-19-02	AG056, EB025p
McCully, J15	They wore fire suits go in and tie onto the boilers to drag them out of the heat, with the derrick behind them.	1959-60	McCully, Jack 1-18-02, 1-19-02	AG056, EB025p
McCully, J16	A view of the gas coming straight out of the drill pipe, blowing out around the blowout preventers.	1959-60	McCully, Jack 1-18-02, 1-19-02	AG056, EB025p

Name	Photo Description	Photo Date	File Name(s) of Interview(s)	Interview Number(s)
McCully, J17	A view of the derrick collapsed in the foreground with the drill pipe blowing gas behind it.	1959-60	McCully, Jack 1-18-02, 1-19-02	AG056, EB025p
McCully, J18	Rig 20, a barge rig, with the big travelling block pulling pipe out of the ground.	1958-59	McCully, Jack 1-18-02, 1-19-02	AG056, EB025p
McCully, J19	Walkway from the quarters to the rig. The gas goes through three compression cylinders to cool the gas down.	1973	McCully, Jack 1-18-02, 1-19-02	AG056, EB025p
McCully, J20	Rig with high waves		McCully, Jack 1-18-02, 1-19-02	AG056, EB025p
McCully, J21	Shell rig that burned for two to three months at Fourchon. The surrounding rigs are directional drilling to kill the burning well.		McCully, Jack 1-18-02, 1-19-02	AG056, EB025p
McCully, J22	A view of the same rig burning at night, with the oil slick visible in the foreground.		McCully, Jack 1-18-02, 1-19-02	AG056, EB025p
McCully, J23	Jack used to fish off the rig after work, shown with a fellow employee, Emmett Robinson.		McCully, Jack 1-18-02, 1-19-02	AG056, EB025p
McCully, J24	Rig 30, in Texas, blew up sending the boiler into this car, owned by the driller, Ben Hebert. No-one was hurt in the explosion.		McCully, Jack 1-18-02, 1-19-02	AG056, EB025p
Michel, D01	Ad for Theriot Tugs. When they were transporting Cajun technology from the Gulf of Mexico to the North Sea; one of the tugs that was towing barge Drew Michel was on		Michel, Drew 7-26-02	DA056
Michel, D02	On derrick barge, working for Ocean Systems; world record dive of 636 feet off moveable offshore barge; Art Pagett and Glen Taylor made the dive	summer 1967	Michel, Drew 7-26-02	DA056
Michel, D03	Art Pagett (l) and Glen Taylor	summer 1967	Michel, Drew 7-26-02	DA056
Michel, D04	PDC Enterprises control shack set up on barge for the deep dive; (l to r) video recorder, video monitor, spare parts and wire	summer 1967	Michel, Drew 7-26-02	DA056
Michel, D05	PDC Enterprises video recorders in control shack on barge for deep dive	summer 1967	Michel, Drew 7-26-02	DA056
Michel, D06	PDC Enterprises video gear on barge for deep dive	summer 1967	Michel, Drew 7-26-02	DA056
Michel, D07	Art Pagett (l) , Joe McGinnis (center), Glen Taylor on deep dive; Art's and Glen's heads are shaved for electrodes	summer 1967	Michel, Drew 7-26-02	DA056

Name	Photo Description	Photo Date	File Name(s) of Interview(s)	Interview Number(s)
Michel, D08	Drew Michel rigging TV camera on pan and tilt unit to document deep dive	summer 1967	Michel, Drew 7-26-02	DA056
Michel, D09	Swedish professor and his three female students; lived in house behind them to keep them away from the divers; put ekg probes on divers' heads	summer 1967	Michel, Drew 7-26-02	DA056
Michel, D10	James Smith (Smitty) taking 16mm movies from the boom of the crane	summer 1967	Michel, Drew 7-26-02	DA056
Michel, D11	vessel used for deep dive	summer 1967	Michel, Drew 7-26-02	DA056
Michel, D12	The Cargill Salt Mine - used divers to recover bodies after fire, men died of CO asphyxiation; (l to r back row) Bob Kutzleb (general manager of Ocean Systems, Inc.), Dale Fackler (diver), Drew Michel (electronics), Don Terry (diver), Glen Taylor (diver; sitting on right); (l to r front row) ?, ?, Art Pagett	early 1968	Michel, Drew 7-26-02	DA056
Michel, D13	Pipeline had been laid in the North Sea, still had no product in it; German supply boat dropped anchor and crushed it; Taylor Diving sent over in winter to repair; ran vertical pipe off side of barge, dropped steam hose to heat water for divers to pass to and from underwater welding habitat; divers would do decompression stops in pipe in warm water	12/1/68	Michel, Drew 7-26-02	DA056
Michel, D14	Pipe used on job (see photo 13); markings on pipe indicate water depths	12/1/68	Michel, Drew 7-26-02	DA056
Michel, D15	George Morrissey (l, back to camera), Drew Michel in North Sea on repair job; entire senior management of Taylor Diving went on job	12/1/68	Michel, Drew 7-26-02	DA056
Michel, D16	Getting ready for repair job in the North Sea	12/1/68	Michel, Drew 7-26-02	DA056
Michel, D17	Just a moment of misery; Drew Michel on deck of barge in North Sea in winter	12/1/68	Michel, Drew 7-26-02	DA056
Michel, D18	Taylor Diving in North Sea; had to put sandbags around pipe; used another pipe to drop sandbags down to divers	12/1/68	Michel, Drew 7-26-02	DA056
Michel, D19	Pipe on back of barge; four rollers around the pipe allowed barge to roll up and down around it; divers would enter through the hole, crawl through the pipe, and exit through a hole at the bottom	12/1/68	Michel, Drew 7-26-02	DA056
Michel, D20	Hugh Gordon, a Brown and Root pipe lay barge; at work in the North Sea laying pipeline when accident occurred (see #13)	12/1/68	Michel, Drew 7-26-02	DA056

Name	Photo Description	Photo Date	File Name(s) of Interview(s)	Interview Number(s)
Michel, D21	Brown and Root's Hercules, a derrick barge used to complete pipeline repair in North Sea	12/1/68	Michel, Drew 7-26-02	DA056
Michel, D22	Drew Michel on North Sea job	12/1/68	Michel, Drew 7-26-02	DA056
Michel, D23	Pipe going into the water to provide heated passage for divers	12/1/68	Michel, Drew 7-26-02	DA056
Michel, D24	On deck getting ready to dive on North Sea job	12/1/68	Michel, Drew 7-26-02	DA056
Michel, D25	Main crane on the Hercules, Brown and Root derrick barge	12/1/68	Michel, Drew 7-26-02	DA056
Michel, D26	Dive station; wooden boxes contain PDC radio designed in Peggy and Drew Michel's spare bedroom	12/1/68	Michel, Drew 7-26-02	DA056
Michel, D27	Workboat coming out of Rotterdam Harbor going out to the barge	12/1/68	Michel, Drew 7-26-02	DA056
Michel, D28	(l to r) Helium unscrambler, recording oxygen levels, TV monitors on barge in North Sea job	12/1/68	Michel, Drew 7-26-02	DA056
Michel, D29	Sunset over the North Sea - "everybody takes pictures of the sunset"	12/1/68	Michel, Drew 7-26-02	DA056
Michel, D30	Hercules - a Brown and Root derrick barge	12/1/68	Michel, Drew 7-26-02	DA056
Michel, D31	Inside view of underwater habitat	1969	Michel, Drew 7-26-02	DA056
Michel, D32	Underwater Habitat #2; on left is divers' tunnel; divers would go down through the tunnel into the water and crawl back up into the habitat so they did not have to enter the habitat through the mud	1969	Michel, Drew 7-26-02	DA056
Michel, D33	Underwater welding Habitat #1	1969	Michel, Drew 7-26-02	DA056
Michel, D34	Inside view of underwater habitat	1969	Michel, Drew 7-26-02	DA056
Michel, D35	Ralph Schalache (diver) inside habitat	1969	Michel, Drew 7-26-02	DA056
Michel, D36	Drew Michel with video tape recorder and video recording unit in Gulf of Mexico; on Whittier barge - M280; Brown and Root barge assigned to Taylor Diving and set up specifically for going out and doing diving and hyperbaric welding; divers used hand-held grip cameras and cameras fixed on habitat	Summer 1969	Michel, Drew 7-26-02	DA056
Michel, D37	Drew Michel at dive station on Whittier barge - M280 for Brown and Root	Summer 1969	Michel, Drew 7-26-02	DA056
Michel, D38	Saturation diving spread on the back of a barge; decompression chamber in center, control van on top, bell on left	Summer 1969	Michel, Drew 7-26-02	DA056

Name	Photo Description	Photo Date	File Name(s) of Interview(s)	Interview Number(s)
Michel, D39	One of Taylor Diving's big saturation diving systems; air conditioner units top left, control van top right, chamber at the bottom	Summer 1969	Michel, Drew 7-26-02	DA056
Michel, D40	Storm damage on barge; tractor full of welding gas on left, rack broken by water washing over deck	Summer 1969	Michel, Drew 7-26-02	DA056
Michel, D41	Launching an underwater welding habitat; habitat on right, tank of breathing or welding gases on left	1970s	Michel, Drew 7-26-02	DA056
Michel, D42	Underwater welding habitat on barge		Michel, Drew 7-26-02	DA056
Michel, D43	Inside underwater welding habitat; Wachs Machine, a cutter for cutting pipe (yellow) on right; safety gear on hooks		Michel, Drew 7-26-02	DA056
Michel, D44	The Ager - being launched in Hawaii off the coast of the Macai range; an underwater habitat in which divers went down to the sea floor to live	1971	Michel, Drew 7-26-02	DA056
Michel, D45	Launching the Ager off the coast of Hawaii	1971	Michel, Drew 7-26-02	DA056
Michel, D46	Launching the Ager off the coast of Hawaii	1971	Michel, Drew 7-26-02	DA056
Michel, D47	Launching the Ager off the coast of Hawaii	1971	Michel, Drew 7-26-02	DA056
Michel, D48	Navy YRST off which the Ager was launched	1971	Michel, Drew 7-26-02	DA056
Michel, D49	Drew and Peggy Michel in Hawaii during launching of Ager	1971	Michel, Drew 7-26-02	DA056
Michel, D50	Glen Taylor (l) and Drew Michel onboard Navy YRST in Hawaii	1971	Michel, Drew 7-26-02	DA056
Michel, D51	Buddy Mayfield (l) and Drew Michel installing TV camera in underwater welding habitat; Drew and Peggy Michel built dive phones and unscramblers for PDC Enterprises	early 1970s	Michel, Drew 7-26-02	DA056
Michel, D52	Drew Michel and a fellow Taylor Diving employee in the company's research facility in Belle Chasse, LA	early 1970s	Michel, Drew 7-26-02	DA056
Michel, D53	Drew Michel (l) and Wade Abadi with early video equipment at Taylor Diving	early 1970s	Michel, Drew 7-26-02	DA056
Michel, D54	Drew Michel (l) taking delivery of three RCV225s (precursor to ROVs - remotely controlled vehicles) from Chuck Strickland, president of Hydro Products at the time	1976	Michel, Drew 7-26-02	DA056
Michel, D55	RCV150 - big brother of the earlier RCVs; at base of Lena Guyed Tower, getting ready to go on installation; Drew Michel (l), Jerry Neely (center), Jim ? (r), all of Taylor Diving	1979	Michel, Drew 7-26-02	DA056
Michel, D56	Diver with a burning rod		Michel, Drew 7-26-02	DA056
Michel, D57	Diver in water with burning rod		Michel, Drew 7-26-02	DA056
Michel, D58	Drew Michel in Florida for christening of PC-9 manned	1982	Michel, Drew 7-26-02	DA056

Name	Photo Description	Photo Date	File Name(s) of Interview(s)	Interview Number(s)
	submersible			
Michel, D59	Drew Michel at christening ceremony for PC-9 manned submersible; rebuilt to inspect pipeline	1982	Michel, Drew 7-26-02	DA056
Michel, D60	Christening ceremony for PC-9 manned submersible; rebuilt to inspect pipeline; Jerry Jones, Brown and Root vice president sitting in bottom right; front row sitting on right - Ken Wallace and wife Arlene; behind them Drew and Peggy Michel; Jane and Bob McCordle to their right (left on photo)	1982	Michel, Drew 7-26-02	DA056
Michel, D61	Christening ceremony for PC-9 manned submersible; rebuilt to inspect pipeline	1982	Michel, Drew 7-26-02	DA056
Miller, L01	Lillian Miller at control panel on Marlin III		Miller, Lillian 8-10-04, 8-11-04	DA124, DA125
Miller, L02	Lillian Miller in bathroom at 222A		Miller, Lillian 8-10-04, 8-11-04	DA124, DA125
Miller, L03	Lillian Miller on bunkbed on Marlin III		Miller, Lillian 8-10-04, 8-11-04	DA124, DA125
Miller, L04	Carlos and Lillian at crew change		Miller, Lillian 8-10-04, 8-11-04	DA124, DA125
Miller, L05	Charles Miller		Miller, Lillian 8-10-04, 8-11-04	DA124, DA125
Miller, L06	Eugene Island 89 field diagram		Miller, Lillian 8-10-04, 8-11-04	DA124, DA125
Miller, L07	Escape capsule on Marlin III		Miller, Lillian 8-10-04, 8-11-04	DA124, DA125
Miller, L08	Galley hand bunks		Miller, Lillian 8-10-04, 8-11-04	DA124, DA125
Miller, L09	GRE study guide in galley hand bunks		Miller, Lillian 8-10-04, 8-11-04	DA124, DA125
Miller, L10	Lillian Miller as galley hand on Marlin III		Miller, Lillian 8-10-04, 8-11-04	DA124, DA125
Miller, L11	Lillian Miller as galley hand studying		Miller, Lillian 8-10-04, 8-11-04	DA124, DA125
Miller, L12	Lillian Miller as galley hand in uniform		Miller, Lillian 8-10-04, 8-11-04	DA124, DA125
Miller, L13	Lillian Miller as galley hand in uniform		Miller, Lillian 8-10-04, 8-11-04	DA124, DA125
Miller, L14	Galley on Marlin IV		Miller, Lillian 8-10-04, 8-11-04	DA124, DA125
Miller, L15	Lillian's speech 1974	1974	Miller, Lillian 8-10-04, 8-11-04	DA124, DA125
Miller, L16	Lillian's diving school certificate		Miller, Lillian 8-10-04, 8-11-04	DA124, DA125
Miller, L17	Lillian at home after accident	1981	Miller, Lillian 8-10-04, 8-11-04	DA124, DA125
Miller, L18	Lillian at home after accident	1981	Miller, Lillian 8-10-04, 8-11-04	DA124, DA125
Miller, L19	Lillian at home after accident	1981	Miller, Lillian 8-10-04, 8-11-04	DA124, DA125
Miller, L20	Lillian in charge of Eugene Island 90	1978	Miller, Lillian 8-10-04, 8-11-04	DA124, DA125
Miller, L21	Lillian's ODECO training certificate	1978	Miller, Lillian 8-10-04, 8-11-04	DA124, DA125

Name	Photo Description	Photo Date	File Name(s) of Interview(s)	Interview Number(s)
Miller, L22	Lillians' passport photo after accident	1981	Miller, Lillian 8-10-04, 8-11-04	DA124, DA125
Miller, L23	Lillian posing for ODECO newsletter	1974	Miller, Lillian 8-10-04, 8-11-04	DA124, DA125
Miller, L24	Lillian posing for photo on Eugene Island 90		Miller, Lillian 8-10-04, 8-11-04	DA124, DA125
Miller, L25	Lillian swinging onto boat from Eugene Island 90	1978	Miller, Lillian 8-10-04, 8-11-04	DA124, DA125
Miller, L26	Lillian Miller's training certificate		Miller, Lillian 8-10-04, 8-11-04	DA124, DA125
Miller, L27	Lillian Miller's training certificate		Miller, Lillian 8-10-04, 8-11-04	DA124, DA125
Miller, L28	Lillian Miller's training certificate		Miller, Lillian 8-10-04, 8-11-04	DA124, DA125
Miller, L29	Marlin III drill floor		Miller, Lillian 8-10-04, 8-11-04	DA124, DA125
Miller, L30	Marlin III helicopter		Miller, Lillian 8-10-04, 8-11-04	DA124, DA125
Miller, L31	Marlin III jackup leg		Miller, Lillian 8-10-04, 8-11-04	DA124, DA125
Miller, L32	Mud tanks		Miller, Lillian 8-10-04, 8-11-04	DA124, DA125
Miller, L33	ODECO annual report 1979; Lillian on cover		Miller, Lillian 8-10-04, 8-11-04	DA124, DA125
Miller, L34	Overview of Marlin III		Miller, Lillian 8-10-04, 8-11-04	DA124, DA125
Miller, L35	Lillian standing by rail outside galley		Miller, Lillian 8-10-04, 8-11-04	DA124, DA125
Miller, L36	Lillian Miller taking mud weight		Miller, Lillian 8-10-04, 8-11-04	DA124, DA125
MillerLy01	Heliport on Indian Seal, a seismic vessel doing seismic survey among icebergs in Greenland; Lynda Miller was cook; dogs on deck	Summer 1975	Miller, Lynda 6-28-06, 6-29-06	DA141
MillerLy02	From heliport on Indian Seal looking towards stern; built out house to protect seismic crew from cold weather	Summer 1975	Miller, Lynda 6-28-06, 6-29-06	DA141
MillerLy03	Indian Seal in Greenland, iceberg in distance	Summer 1975	Miller, Lynda 6-28-06, 6-29-06	DA141
MillerLy04	Heliport on Indian Seal, a seismic vessel doing seismic survey among icebergs in Greenland; Lynda Miller was cook; dogs on deck	Summer 1975	Miller, Lynda 6-28-06, 6-29-06	DA141
MillerLy05	Helicopter landing on deck of Indian Seal at sunset	Summer 1975	Miller, Lynda 6-28-06, 6-29-06	DA141
MillerLy06	Heliport and deck of Indian Seal in Greenland	Summer 1975	Miller, Lynda 6-28-06, 6-29-06	DA141
MillerLy07	Sun over the mountains in Greenland, early morning	Summer 1975	Miller, Lynda 6-28-06, 6-29-06	DA141
MillerLy08	Fishing boat in Greenland	Summer 1975	Miller, Lynda 6-28-06, 6-29-06	DA141

Name	Photo Description	Photo Date	File Name(s) of Interview(s)	Interview Number(s)
MillerLy09	Helicopter owned by Shell Canada, leaving the Indian Seal	Summer 1975	Miller, Lynda 6-28-06, 6-29-06	DA141
MillerLy10	Almost sunset above the Arctic Circle on the Indian Seal	Summer 1975	Miller, Lynda 6-28-06, 6-29-06	DA141
MillerLy11	Helicopter landing on deck of Indian Seal; came in every 3 weeks to bring fresh produce; no contact between flights	Summer 1975	Miller, Lynda 6-28-06, 6-29-06	DA141
MillerLy12	Pilot house; can see frost building on outside	Summer 1975	Miller, Lynda 6-28-06, 6-29-06	DA141
MillerLy13	Indian Seal in harbor in Greenland	Summer 1975	Miller, Lynda 6-28-06, 6-29-06	DA141
MillerLy14	Indian Seal in harbor in Greenland	Summer 1975	Miller, Lynda 6-28-06, 6-29-06	DA141
MillerLy15	Back of Indian Seal in Greenland	Summer 1975	Miller, Lynda 6-28-06, 6-29-06	DA141
MillerLy16	Variable pitch propeller from the Indian Seal	Summer 1975	Miller, Lynda 6-28-06, 6-29-06	DA141
MillerLy17	Indian Seal in harbor in Greenland	Summer 1975	Miller, Lynda 6-28-06, 6-29-06	DA141
MillerLy18	Indian Seal up on drydock in California	Fall 1975	Miller, Lynda 6-28-06, 6-29-06	DA141
MillerLy19	Indian Seal up on drydock in California	Fall 1975	Miller, Lynda 6-28-06, 6-29-06	DA141
MillerLy20	Bow thruster on the Indian Seal; one of the early boats with bow thrusters and variable pitch propellers	Fall 1975	Miller, Lynda 6-28-06, 6-29-06	DA141
MillerLy21	Stern of Indian Seal showing rudder and propellers; boat was sand blasted and painted in drydock	Fall 1975	Miller, Lynda 6-28-06, 6-29-06	DA141
MillerLy22	Stern of Indian Seal showing rudder and propellers; boat was sand blasted and painted in drydock	Fall 1975	Miller, Lynda 6-28-06, 6-29-06	DA141
MillerLy23	Indian Seal in drydock; crew lived on the boat, used ladder to go in and out	Fall 1975	Miller, Lynda 6-28-06, 6-29-06	DA141
MillerLy24	Working on underside of Indian Seal while in drydock	Fall 1975	Miller, Lynda 6-28-06, 6-29-06	DA141
MillerLy25	Back deck of Indian Seal in Greenland after all stuff taken off	Fall 1975	Miller, Lynda 6-28-06, 6-29-06	DA141
MillerLy26	Engine room of Indian Seal; main engine in background - EMD; catpillar generator in front (yellow)	Summer 1975	Miller, Lynda 6-28-06, 6-29-06	DA141
MillerLy27	Engine room of Indian Seal	Summer 1975	Miller, Lynda 6-28-06, 6-29-06	DA141

Name	Photo Description	Photo Date	File Name(s) of Interview(s)	Interview Number(s)
MillerLy28	Valves for pumping from tank to tank	Summer 1975	Miller, Lynda 6-28-06, 6-29-06	DA141
MillerLy29	Engine room of Indian Seal, generator	Summer 1975	Miller, Lynda 6-28-06, 6-29-06	DA141
MillerLy30	Engine room of Indian Seal; looking back toward main engines	Summer 1975	Miller, Lynda 6-28-06, 6-29-06	DA141
MillerLy31	Engine room of Indian Seal; piping and gear box	Summer 1975	Miller, Lynda 6-28-06, 6-29-06	DA141
MillerLy32	Engine room of Indian Seal, pump to move liquids	Summer 1975	Miller, Lynda 6-28-06, 6-29-06	DA141
MillerLy33	Main engine of Indian Seal	Summer 1975	Miller, Lynda 6-28-06, 6-29-06	DA141
MillerLy34	Tool area in engine room of Indian Seal; shaft coming down in foreground	Summer 1975	Miller, Lynda 6-28-06, 6-29-06	DA141
MillerLy35	Engine room of Indian Seal, taking out broken turbo charger	Summer 1975	Miller, Lynda 6-28-06, 6-29-06	DA141
MillerLy36	Mess left by mechanics repairing turbo charger in engine room of Indian Seal	Summer 1975	Miller, Lynda 6-28-06, 6-29-06	DA141
MillerLy37	Mess left by mechanics repairing turbo charger in engine room of Indian Seal	Summer 1975	Miller, Lynda 6-28-06, 6-29-06	DA141
MillerLy38	Mess left by mechanics repairing turbo charger in engine room of Indian Seal	Summer 1975	Miller, Lynda 6-28-06, 6-29-06	DA141
MillerLy39	Indian Seal in drydock	Summer 1975	Miller, Lynda 6-28-06, 6-29-06	DA141
MillerLy40	Greenland; freighter out near iceberg	Summer 1975	Miller, Lynda 6-28-06, 6-29-06	DA141
MillerLy41	Sunset over the Gulf of Mexico	1973	Miller, Lynda 6-28-06, 6-29-06	DA141
MillerLy42	Mr. Gus II in the Gulf of Mexico; standby boat getting towed	1973	Miller, Lynda 6-28-06, 6-29-06	DA141
MillerLy43	Worker being lowered to satellite jacket from crane on platform; taken from Pacific Seal; the boat was working in this field because the standby boat broke down going out to service the jacket	1973	Miller, Lynda 6-28-06, 6-29-06	DA141

Name	Photo Description	Photo Date	File Name(s) of Interview(s)	Interview Number(s)
MillerLy44	Worker being lowered to satellite jacket from crane on platform; taken from Pacific Seal; the boat was working in this field because the standby boat broke down going out to service the jacket	1973	Miller, Lynda 6-28-06, 6-29-06	DA141
MillerLy45	Kitty that deckhand found snuggled up to dog in galley of Pacific Seal	Fall 1973	Miller, Lynda 6-28-06, 6-29-06	DA141
MillerLy46	Kitty and dog in galley of Pacific Seal; deckhand's jacket on chair to get kitty's attention; renamed extra stateroom the "Cat House"	Fall 1973	Miller, Lynda 6-28-06, 6-29-06	DA141
MillerLy47	Kitty eating fish caught by deckhand on the Pacific Seal	Fall 1973	Miller, Lynda 6-28-06, 6-29-06	DA141
MillerLy48	Mr. Gus II in the Gulf of Mexico	Fall 1973	Miller, Lynda 6-28-06, 6-29-06	DA141
MillerLy49	Trying to tie up to Mr. Gus; backing up; crane operator will lower line; deckhand will catch the port line first and then captain will swing the boat around for the starboard line	Fall 1973	Miller, Lynda 6-28-06, 6-29-06	DA141
MillerLy50	Trying to tie up to Mr. Gus; backing up; crane operator has lowered line and personnel basket	Fall 1973	Miller, Lynda 6-28-06, 6-29-06	DA141
MillerLy51	Pacific Seal backed up to Mr. Gus, roustabout from the rig on the boat deck	Fall 1973	Miller, Lynda 6-28-06, 6-29-06	DA141
MillerLy52	Offloading supplies from the Pacific Seal workboat; couldn't tie up because of rough water, sitting with engines holding the boat at its station; could not drop anchor because of too many pipelines	Fall 1973	Miller, Lynda 6-28-06, 6-29-06	DA141
MillerLy53	Water rushing over the deck of the Pacific Seal; pipeline racks on the side	Fall 1973	Miller, Lynda 6-28-06, 6-29-06	DA141
MillerLy54	Water rushing over the deck of the Pacific Seal; pipeline racks on the side	Fall 1973	Miller, Lynda 6-28-06, 6-29-06	DA141
MillerLy55	Pacific Seal deck; old external tanks for pumping mud; company man in red suit; hose is pumping water; blue tanks in background are mud tanks	Fall 1973	Miller, Lynda 6-28-06, 6-29-06	DA141
MillerLy56	Roustabout on Pacific Seal keeping watch while pumping water	Fall 1973	Miller, Lynda 6-28-06, 6-29-06	DA141
MillerLy57	Deck of Pacific Seal while pumping water; blue external mud tanks in back	Fall 1973	Miller, Lynda 6-28-06, 6-29-06	DA141
MillerLy58	Guys fishing from deck of Pacific Seal; one with hardhat is roughneck from the rig	Fall 1973	Miller, Lynda 6-28-06, 6-29-06	DA141
MillerLy59	One of the ropes tying off the Pacific Seal	Fall 1973	Miller, Lynda 6-28-06, 6-29-06	DA141
MillerLy60	Diver in the water off the Pacific Seal inspecting leg of Mr. Gus	Fall 1973	Miller, Lynda 6-28-06, 6-29-06	DA141

Name	Photo Description	Photo Date	File Name(s) of Interview(s)	Interview Number(s)
MillerLy61	Leg of Mr. Gus	Fall 1973	Miller, Lynda 6-28-06, 6-29-06	DA141
MillerLy62	Roustabout on Pacific Seal sent down from rig to help	Fall 1973	Miller, Lynda 6-28-06, 6-29-06	DA141
MillerLy63	Two guys on deck of the Pacific Seal	Fall 1973	Miller, Lynda 6-28-06, 6-29-06	DA141
MillerLy64	Pacific Seal backed up too close to the Mr. Gus	Fall 1973	Miller, Lynda 6-28-06, 6-29-06	DA141
MillerLy65	Roustabouts from the rig on the boat deck	Fall 1973	Miller, Lynda 6-28-06, 6-29-06	DA141
MillerLy66	Diver going in the water from the Pacific Seal to check out the leg of the Mr. Gus	Fall 1973	Miller, Lynda 6-28-06, 6-29-06	DA141
MillerLy67	Diver going in the water from the Pacific Seal	Fall 1973	Miller, Lynda 6-28-06, 6-29-06	DA141
MillerLy68	Diver coming out of the water, tender helping	Fall 1973	Miller, Lynda 6-28-06, 6-29-06	DA141
MillerLy69	Diver coming out of the water, tender and other person helping	Fall 1973	Miller, Lynda 6-28-06, 6-29-06	DA141
MillerLy70	Marlin rig with Laterno legs; diver in water on rope	Mar. 1973	Miller, Lynda 6-28-06, 6-29-06	DA141
MillerLy71	Marlin rig with Laterno legs; diver in water on rope	Mar. 1973	Miller, Lynda 6-28-06, 6-29-06	DA141
MillerLy72	Diver coming out of water at Marlin rig	Mar. 1973	Miller, Lynda 6-28-06, 6-29-06	DA141
MillerLy73	Diver being pulled up with crane	Mar. 1973	Miller, Lynda 6-28-06, 6-29-06	DA141
MillerLy74	Diver being pulled up with crane	Mar. 1973	Miller, Lynda 6-28-06, 6-29-06	DA141
MillerLy75	Baxter IV off Texas coast	Mar. 1973	Miller, Lynda 6-28-06, 6-29-06	DA141
MillerLy76	Pacific Seal serving as platform for Subsea International Divers, tied to Shell platform off Mississippi River	Summer 1973	Miller, Lynda 6-28-06, 6-29-06	DA141
MillerLy77	Diving bell going in	Summer 1973	Miller, Lynda 6-28-06, 6-29-06	DA141
MillerLy78	Diving bell coming up	Summer 1973	Miller, Lynda 6-28-06, 6-29-06	DA141
MillerLy79	Diving bell coming up	Summer 1973	Miller, Lynda 6-28-06, 6-29-06	DA141
MillerLy80	Diving bell being brought on board Pacific Seal	Summer 1973	Miller, Lynda 6-28-06, 6-29-06	DA141
MillerLy81	Diving bell being brought on board Pacific Seal	Summer 1973	Miller, Lynda 6-28-06, 6-29-06	DA141

Name	Photo Description	Photo Date	File Name(s) of Interview(s)	Interview Number(s)
MillerLy82	Diving bell being locked onto sat chamber on Pacific Seal	Summer 1973	Miller, Lynda 6-28-06, 6-29-06	DA141
MillerLy83	Diving bell being locked onto sat chamber on Pacific Seal; gangway to platform	Summer 1973	Miller, Lynda 6-28-06, 6-29-06	DA141
MillerLy84	Hooking diving bell up to sat chamber	Summer 1973	Miller, Lynda 6-28-06, 6-29-06	DA141
MillerLy85	Pacific Seal outfitted for work with Subsea Internation on Shell platform; drill pipe on boat	Summer 1973	Miller, Lynda 6-28-06, 6-29-06	DA141
MillerLy86	Diving bell with chamber, ramp, platform in back	Summer 1973	Miller, Lynda 6-28-06, 6-29-06	DA141
MillerLy87	Stern of Pacific Seal as seen from platform; pipe, diving bell, chamber, oxygen and helium tanks	Summer 1973	Miller, Lynda 6-28-06, 6-29-06	DA141
MillerLy88	Back of Pacific Seal pulled up to platform; pipe on deck;ladder shallow water divers used to get on and off;	Summer 1973	Miller, Lynda 6-28-06, 6-29-06	DA141
MillerLy89	Back of Pacific Seal, ladder shallow water divers used to get on and off; diver going in	Summer 1973	Miller, Lynda 6-28-06, 6-29-06	DA141
MillerLy90	Looking straight down at what's happening on the platform; pipes, men standing on second level of platform getting anodes ready to be put on legs	Summer 1973	Miller, Lynda 6-28-06, 6-29-06	DA141
MillerLy91	Men on deck getting anodes and pipes ready	Summer 1973	Miller, Lynda 6-28-06, 6-29-06	DA141
MillerLy92	Lowering something down platform leg, sending it down to the divers	Summer 1973	Miller, Lynda 6-28-06, 6-29-06	DA141
MillerLy93	Lowering something down platform leg, sending it down to the divers	Summer 1973	Miller, Lynda 6-28-06, 6-29-06	DA141
MillerLy94	From above boat looking straight down	Summer 1973	Miller, Lynda 6-28-06, 6-29-06	DA141
MillerLy95	From above boat looking straight down	Summer 1973	Miller, Lynda 6-28-06, 6-29-06	DA141
MillerLy96	From platform, view of entire boat	Summer 1973	Miller, Lynda 6-28-06, 6-29-06	DA141
MillerLy97	From platform, view of entire boat looking from stern forward	Summer 1973	Miller, Lynda 6-28-06, 6-29-06	DA141

Name	Photo Description	Photo Date	File Name(s) of Interview(s)	Interview Number(s)
MillerLy98	View of Pacific Seal from above	Summer 1973	Miller, Lynda 6-28-06, 6-29-06	DA141
MillerLy99	View of front of Pacific Seal	Summer 1973	Miller, Lynda 6-28-06, 6-29-06	DA141
MillerLy100	View of Pacific Seal from back of boat	Summer 1973	Miller, Lynda 6-28-06, 6-29-06	DA141
MillerLy101	Eye level view of Pacific Seal with anchors extending out from bow	Summer 1973	Miller, Lynda 6-28-06, 6-29-06	DA141
MillerLy102	View of Pacific Seal from platform looking down	Summer 1973	Miller, Lynda 6-28-06, 6-29-06	DA141
MillerLy103	View of Pacific Seal from port side with frame for diving bell	Summer 1973	Miller, Lynda 6-28-06, 6-29-06	DA141
MillerLy104	Pacific Seal from boat looking back to platform; control shack for crane on left, control for gases for divers on right	Summer 1973	Miller, Lynda 6-28-06, 6-29-06	DA141
MillerLy105	Pacific Seal from front	Summer 1973	Miller, Lynda 6-28-06, 6-29-06	DA141
MillerLy106	Shell platform with boat alongside	Summer 1973	Miller, Lynda 6-28-06, 6-29-06	DA141
MillerLy107	Shell platform with boat alongside	Summer 1973	Miller, Lynda 6-28-06, 6-29-06	DA141
MillerLy108	Shell platform with boat alongside	Summer 1973	Miller, Lynda 6-28-06, 6-29-06	DA141
MillerLy109	Shell platform with boat alongside	Summer 1973	Miller, Lynda 6-28-06, 6-29-06	DA141
MillerLy110	Galveston port, workboat next to freighter	Summer 1973	Miller, Lynda 6-28-06, 6-29-06	DA141
MillerLy111	Boat coming into Galveston, sun behind	Summer 1973	Miller, Lynda 6-28-06, 6-29-06	DA141
MillerLy112	Galveston dock	Summer 1973	Miller, Lynda 6-28-06, 6-29-06	DA141
MillerLy113	Campeche Seal, sister ship to Pacific Seal	Summer 1973	Miller, Lynda 6-28-06, 6-29-06	DA141
MillerLy114	Campeche Seal, sister ship to Pacific Seal	Summer 1973	Miller, Lynda 6-28-06, 6-29-06	DA141

Name	Photo Description	Photo Date	File Name(s) of Interview(s)	Interview Number(s)
MillerLy115	Rig with storm coming in, Gulf of Mexico	Feb 1973	Miller, Lynda 6-28-06, 6-29-06	DA141
MillerLy116	Rig with storm coming in, Gulf of Mexico; seas 12-15 feet breaking over pilothouse	Feb 1973	Miller, Lynda 6-28-06, 6-29-06	DA141
MillerLy117	Rig with storm coming in, Gulf of Mexico	Feb 1973	Miller, Lynda 6-28-06, 6-29-06	DA141
MillerLy118	Rig with storm coming in, Gulf of Mexico	Feb 1973	Miller, Lynda 6-28-06, 6-29-06	DA141
MillerLy119	Rig with storm coming in, Gulf of Mexico; photo was on the cover of Offshore Magazine	Feb 1973	Miller, Lynda 6-28-06, 6-29-06	DA141
MillerLy120	Platform in Gulf of Mexico with sun setting	Aug. 1972	Miller, Lynda 6-28-06, 6-29-06	DA141
MillerLy121	Mr. Gus platform in Gulf of Mexico with sun setting	May 1973	Miller, Lynda 6-28-06, 6-29-06	DA141
MillerLy122	Mr. Gus platform in Gulf of Mexico with sun setting	May 1973	Miller, Lynda 6-28-06, 6-29-06	DA141
MillerLy123	Platform in Gulf of Mexico with sun setting	Mar 1973	Miller, Lynda 6-28-06, 6-29-06	DA141
MillerLy124	Platform in Gulf of Mexico with sun setting - Baxter IV or Mr. Arthur	Mar 1973	Miller, Lynda 6-28-06, 6-29-06	DA141
MillerLy125	Platform in Gulf of Mexico with sun setting - Baxter IV or Mr. Arthur	Mar 1973	Miller, Lynda 6-28-06, 6-29-06	DA141
MillerLy126	Pacific Seal in Pier 41 in Galveston	Summer 1972	Miller, Lynda 6-28-06, 6-29-06	DA141
MillerLy127	Pacific Seal in Pier 41 in Galveston	Summer 1972	Miller, Lynda 6-28-06, 6-29-06	DA141
MillerLy128	Mr. Arthur with Pacific Seal alongside off Louisiana coast	Mar 1973	Miller, Lynda 6-28-06, 6-29-06	DA141
MillerLy129	Mr. Arthur with Pacific Seal alongside off Louisiana coast	Mar 1973	Miller, Lynda 6-28-06, 6-29-06	DA141
MillerLy130	Loading from Mr. Arthur onto crewboat	Mar 1973	Miller, Lynda 6-28-06, 6-29-06	DA141
MillerLy131	Roustabout coming down from platform in personnel basket to help unload boat	Mar 1973	Miller, Lynda 6-28-06, 6-29-06	DA141
MillerLy132	Platform legs	Mar 1973	Miller, Lynda 6-28-06, 6-29-06	DA141
MillerLy133	Guys in personnel basket in rough water	Mar 1973	Miller, Lynda 6-28-06, 6-29-06	DA141
MillerLy134	Guys in personnel basket in rough water	Mar 1973	Miller, Lynda 6-28-06, 6-29-06	DA141
MillerLy135	Roustabout from rig helping offload workboat	Mar 1973	Miller, Lynda 6-28-06, 6-29-06	DA141
MillerLy136	Roustabout resting on pallets of mud	Mar 1973	Miller, Lynda 6-28-06, 6-29-06	DA141
MillerLy137	Falgout boat - first triple screw boat in Gulf of Mexico	Feb 1973	Miller, Lynda 6-28-06, 6-29-06	DA141
MillerLy138	David White - green crewboat	Feb 1973	Miller, Lynda 6-28-06, 6-29-06	DA141

Name	Photo Description	Photo Date	File Name(s) of Interview(s)	Interview Number(s)
MillerLy139	Crewboat at crew change, lowering worker in personnel basket	Mar 1973	Miller, Lynda 6-28-06, 6-29-06	DA141
MillerLy140	Pacific Seal going into Dulac; almost sunk because load too heavy	Mar 1973	Miller, Lynda 6-28-06, 6-29-06	DA141
MillerLy141	Lower Terrebonne Parish	Mar 1973	Miller, Lynda 6-28-06, 6-29-06	DA141
MillerLy142	Crewboat going into Dulac	Mar 1973	Miller, Lynda 6-28-06, 6-29-06	DA141
MillerLy143	Shrimpboat near Dulac	Mar 1973	Miller, Lynda 6-28-06, 6-29-06	DA141
MillerLy144	Mr. Gus platform in the Gulf of Mexico	Mar 1973	Miller, Lynda 6-28-06, 6-29-06	DA141
MillerLy145	Dog (Tasha) on boat	Aug. 1972	Miller, Lynda 6-28-06, 6-29-06	DA141
MillerLy146	Dog watching kitten eat	Mar 1973	Miller, Lynda 6-28-06, 6-29-06	DA141
MillerLy147	Deckhand feeding fish head to kitten	Mar 1973	Miller, Lynda 6-28-06, 6-29-06	DA141
MillerLy148	Two workboats	Sept. 1973	Miller, Lynda 6-28-06, 6-29-06	DA141
MillerLy149	Workboat with mud tanks		Miller, Lynda 6-28-06, 6-29-06	DA141
MillerLy150	Mr. Gus II in the Gulf of Mexico		Miller, Lynda 6-28-06, 6-29-06	DA141
MillerLy151	Drill pipe on the ramp on the Mr. Gus		Miller, Lynda 6-28-06, 6-29-06	DA141
MillerLy152	Platform with Laterno legs off of Corpus Christi		Miller, Lynda 6-28-06, 6-29-06	DA141
MillerLy153	Vessel being moved by push boats at Corpus Christi		Miller, Lynda 6-28-06, 6-29-06	DA141
MillerLy154	Rim Tide platform a couple of miles off the coast of Cameron; had a blow out the night after this photo was taken		Miller, Lynda 6-28-06, 6-29-06	DA141
MillerLy155	Rim Tide platform a couple of miles off the coast of Cameron; had a blow out the night after this photo was taken		Miller, Lynda 6-28-06, 6-29-06	DA141
MillerLy156	Crewboat pulled up for a crew change		Miller, Lynda 6-28-06, 6-29-06	DA141
MillerLy157	Crew on the Pacific Seal - l to r Gary, Jim, engineer		Miller, Lynda 6-28-06, 6-29-06	DA141
MillerLy158	Shutting the rig down, pulling all the pipe out, and putting everything on the boat		Miller, Lynda 6-28-06, 6-29-06	DA141
MillerLy159	Shutting the rig down, pulling all the pipe out, and putting everything on the boat		Miller, Lynda 6-28-06, 6-29-06	DA141
MillerLy160	Rim Tide platform a couple of miles off the coast of Cameron; had a blow out the night after this photo was taken		Miller, Lynda 6-28-06, 6-29-06	DA141
MillerLy161	Rim Tide platform a couple of miles off the coast of Cameron; had a blow out the night after this photo was taken		Miller, Lynda 6-28-06, 6-29-06	DA141
MillerLy162	Workboat rigged for seismic		Miller, Lynda 6-28-06, 6-29-06	DA141
MillerLy163	Boats tied up at Pier 41 in Galveston		Miller, Lynda 6-28-06, 6-29-06	DA141

Name	Photo Description	Photo Date	File Name(s) of Interview(s)	Interview Number(s)
MillerLy164	Captain Tasha (dog) on Pacific Seal		Miller, Lynda 6-28-06, 6-29-06	DA141
MillerLy165	Kanakeoki research vessel showing A-Frame and scientific gear		Miller, Lynda 6-28-06, 6-29-06	DA141
MillerLy166	Terry II, first boat Lynda Miller worked on		Miller, Lynda 6-28-06, 6-29-06	DA141
MillerLy167	Kanakeoki research vessel units for monitoring		Miller, Lynda 6-28-06, 6-29-06	DA141
MillerLy168	Kanakeoki research vessel lowering dredge		Miller, Lynda 6-28-06, 6-29-06	DA141
MillerLy169	Dog on Kanakeoki research vessel wearing life jacket		Miller, Lynda 6-28-06, 6-29-06	DA141
MillerLy170	Throwing out explosives from Kanakeoki research vessel for seismic testing		Miller, Lynda 6-28-06, 6-29-06	DA141
MillerLy171	Explosion during seismic testing from Kanakeoki research vessel		Miller, Lynda 6-28-06, 6-29-06	DA141
MillerLy172	Replacing the wire on a pulley on the Kanakeoki research vessel		Miller, Lynda 6-28-06, 6-29-06	DA141
MillerLy173	Crewboat pulled alongside Pacific Seal		Miller, Lynda 6-28-06, 6-29-06	DA141
MillerLy174	Throwing monkeyfist to boat that ran out of fuel		Miller, Lynda 6-28-06, 6-29-06	DA141
MillerLy175	Preparing fuel line to refuel other boat that ran out of fuel		Miller, Lynda 6-28-06, 6-29-06	DA141
MillerLy176	Refueling boat, rig in background		Miller, Lynda 6-28-06, 6-29-06	DA141
MillerLy177	Backing up to Mr. Gus, roustabout waiting for line; mud tanks in lower left, P-tanks; held mud or cement, after transfer had to wash boat before cement dried		Miller, Lynda 6-28-06, 6-29-06	DA141
MillerLy178	Crew of Pacific Seal, l to r Larry, Gary (Linda's husband and boat captain), and Randy		Miller, Lynda 6-28-06, 6-29-06	DA141
MillerLy179	Engine room; Linda in middle of photo, was sent down to check the generators		Miller, Lynda 6-28-06, 6-29-06	DA141
MillerLy180	Galley and recreation room on Pacific Seal, brought on plants and other items to make it as homey as possible		Miller, Lynda 6-28-06, 6-29-06	DA141
MillerLy181	Pilot house of Pacific Seal		Miller, Lynda 6-28-06, 6-29-06	DA141
MillerLy182	Unusual tug boat; pilot house up on post		Miller, Lynda 6-28-06, 6-29-06	DA141
MillerLy183	Pacific Seal coming into dock in southern Louisiana bayou; stern line on first		Miller, Lynda 6-28-06, 6-29-06	DA141
MillerLy184	Pacific Seal loading pipe; P-tanks at bottom of photo		Miller, Lynda 6-28-06, 6-29-06	DA141
MillerLy185	Unloading pipe at the rig		Miller, Lynda 6-28-06, 6-29-06	DA141
MillerLy186	Backing up to Mr. Gus with pipe		Miller, Lynda 6-28-06, 6-29-06	DA141
MillerLy187	On Mr. Gus; man in middle of photo		Miller, Lynda 6-28-06, 6-29-06	DA141
MillerLy188	Pulling pipe on the Mr. Gus	Apr. 1973	Miller, Lynda 6-28-06, 6-29-06	DA141
MillerLy189	Men working on platform		Miller, Lynda 6-28-06, 6-29-06	DA141

Name	Photo Description	Photo Date	File Name(s) of Interview(s)	Interview Number(s)
MillerLy190	Christmas tree from below		Miller, Lynda 6-28-06, 6-29-06	DA141
MillerLy191	Personnel basket being lowered to boat; mud engineer at left	Apr 1973	Miller, Lynda 6-28-06, 6-29-06	DA141
MillerLy192	Pulling pipe out of the hole and laying it down	Apr 1973	Miller, Lynda 6-28-06, 6-29-06	DA141
MillerLy193	Mud engineer in his shack on the drillingrig	Apr 1973	Miller, Lynda 6-28-06, 6-29-06	DA141
MillerLy194	Pacific Seal coming into dock fully loaded		Miller, Lynda 6-28-06, 6-29-06	DA141
MillerLy195	Approaching peaceful bayou on return trip		Miller, Lynda 6-28-06, 6-29-06	DA141
MillerLy196	Pacific Seal and platform from helicopter; boat rigged for diving		Miller, Lynda 6-28-06, 6-29-06	DA141
MillerLy197	Bringing diving bell onboard the Pacific Seal		Miller, Lynda 6-28-06, 6-29-06	DA141
MillerLy198	Diver in front of diving bell onboard the Pacific Seal		Miller, Lynda 6-28-06, 6-29-06	DA141
MillerLy199	Diver entering the water, tender on deck		Miller, Lynda 6-28-06, 6-29-06	DA141
MillerLy200	Diver entering the water, tender on deck		Miller, Lynda 6-28-06, 6-29-06	DA141
MillerLy201	Diver in wetsuit entering the water for deeper dive, tender on deck		Miller, Lynda 6-28-06, 6-29-06	DA141
MillerLy202	Diver in wetsuit entering the water for deeper dive, tender on deck		Miller, Lynda 6-28-06, 6-29-06	DA141
MillerLy203	Diver preparing to enter water (this photo precedes MillerLy200)		Miller, Lynda 6-28-06, 6-29-06	DA141
MillerLy204	Kanakeoki going into drydock		Miller, Lynda 6-28-06, 6-29-06	DA141
MillerLy205	Impacts of seismic blasting on stern of Kanakeoki		Miller, Lynda 6-28-06, 6-29-06	DA141
MillerLy206	Kanakeoki with anchor chain out for inspection		Miller, Lynda 6-28-06, 6-29-06	DA141
MillerLy207	Engineer Charles Kelly looking at engine room after Kanakeoki sank; note water line		Miller, Lynda 6-28-06, 6-29-06	DA141
MillerLy208	Pacific Seal in drydock; stern		Miller, Lynda 6-28-06, 6-29-06	DA141
MillerLy209	Pacific Seal in drydock; bow		Miller, Lynda 6-28-06, 6-29-06	DA141
MillerLy210	Rudder and propellers of Pacific Seal, in drydock		Miller, Lynda 6-28-06, 6-29-06	DA141
MillerLy211	Radio room on Indian Seal		Miller, Lynda 6-28-06, 6-29-06	DA141
MillerLy212	Galley on Indian Seal		Miller, Lynda 6-28-06, 6-29-06	DA141
MillerLy213	Making a gingerbread house aboard the Indian Seal		Miller, Lynda 6-28-06, 6-29-06	DA141
MillerLy214	Propeller and rudder on Indian Seal		Miller, Lynda 6-28-06, 6-29-06	DA141
MillerLy215	Message in Chinese fortune cookie Lynda Miller got before getting assignment to Greenland; photos of icebergs		Miller, Lynda 6-28-06, 6-29-06	DA141
MillerLy216	Rig with Galveston Bay in background		Miller, Lynda 6-28-06, 6-29-06	DA141
MillerLy217	Platform in tow in Houston ship channel		Miller, Lynda 6-28-06, 6-29-06	DA141
MillerLy218	Galveston from the air		Miller, Lynda 6-28-06, 6-29-06	DA141
MillerLy219	Captain (left) and engineer looking at rope tied in propeller		Miller, Lynda 6-28-06, 6-29-06	DA141

Name	Photo Description	Photo Date	File Name(s) of Interview(s)	Interview Number(s)
MillerLy220	Changing out damaged propeller		Miller, Lynda 6-28-06, 6-29-06	DA141
MillerLy221	Managing hoses onboard the Pacific Seal		Miller, Lynda 6-28-06, 6-29-06	DA141
MillerLy222	Bayroid dock in Dulac		Miller, Lynda 6-28-06, 6-29-06	DA141
MillerLy223	Changing out main engine in Pacific Seal at Galveston Pier 41		Miller, Lynda 6-28-06, 6-29-06	DA141
MillerLy224	Changing out main engine in Pacific Seal at Galveston Pier 41		Miller, Lynda 6-28-06, 6-29-06	DA141
MillerLy225	Changing out main engine in Pacific Seal at Galveston Pier 41		Miller, Lynda 6-28-06, 6-29-06	DA141
MillerLy226	Changing out main engine in Pacific Seal at Galveston Pier 41		Miller, Lynda 6-28-06, 6-29-06	DA141
MillerLy227	Jackup rig under tow		Miller, Lynda 6-28-06, 6-29-06	DA141
MillerLy228	War Admiral crewboat; all company's crewboats were named after racehorses		Miller, Lynda 6-28-06, 6-29-06	DA141
MillerLy229	Four men repairing something on the jacket		Miller, Lynda 6-28-06, 6-29-06	DA141
MillerLy230	Storm Drill IV rig		Miller, Lynda 6-28-06, 6-29-06	DA141
Naquin, D01	The mudman hosing the shell and gumbo mud out of the trough and over the side so it won't mix with the drill mud in the mudpit.	1952-53	Naquin, Donald 7-10-01, 7-26-01	EB001, AG040p
Naquin, D02	Making a trip, pulling the pipe out of the hole, using manual tongs.	1940's	Naquin, Donald 7-10-01, 7-26-01	EB001, AG040p
Naquin, D03	A steam rig on land, owned by Saltana Drilling, drilling for Texaco.	1940's	Naquin, Donald 7-10-01, 7-26-01	EB001, AG040p
Naquin, D04	The drilling floor of a steam rig around Paradis, Donald's dad to the right, was the driller.	1940's	Naquin, Donald 7-10-01, 7-26-01	EB001, AG040p
Naquin, D04	A steam rig on land, owned by Saltana Drilling, drilling for Texaco.	1940's	Naquin, Donald 7-10-01, 7-26-01	EB001, AG040p
Naquin, D05	From the driller's angle, the travelling block laid down, and the crew tightening up the bolts on the deadline.	1940's	Naquin, Donald 7-10-01, 7-26-01	EB001, AG040p
Naquin, D06	The sacks of mud on the right hand side and the two steam pumps behind them.	1940's	Naquin, Donald 7-10-01, 7-26-01	EB001, AG040p
Naquin, D07	Showing the steam derrick, sacks of mud and the doghouse to the left.	1940's	Naquin, Donald 7-10-01, 7-26-01	EB001, AG040p
Naquin, D08	Looking at the gas boilers for a steam rig. Four boilers meant a 10-12,000 ft rig, with three working and one being maintained by the fireman.	1940's	Naquin, Donald 7-10-01, 7-26-01	EB001, AG040p
Naquin, D09	The crew with Donald's dad, the driller, second from the right.	1950's	Naquin, Donald 7-10-01, 7-26-01	EB001, AG040p
Naquin, D10	Donald's dad at the drilling console looking at the weight indicator, with his hand on the brake, making holes.	1950's	Naquin, Donald 7-10-01, 7-26-01	EB001, AG040p

Name	Photo Description	Photo Date	File Name(s) of Interview(s)	Interview Number(s)
Naquin, D11	An Oilwell 3000 hp pump on the Wheelless Rig 11, the Saltana.	1950's	Naquin, Donald 7-10-01, 7-26-01	EB001, AG040p
Naquin, D12	Crews bathrooms on Rig 11.		Naquin, Donald 7-10-01, 7-26-01	EB001, AG040p
Naquin, D13	Rig 11, the Saltana still to be Rigged for drilling.		Naquin, Donald 7-10-01, 7-26-01	EB001, AG040p
Naquin, D14	Rig 11, showing the jackknife derrick, laying down on the heading posts, with the stiff leg crane visible underneath the derrick.		Naquin, Donald 7-10-01, 7-26-01	EB001, AG040p
Naquin, D15	Showing the underside of the front end of rig 11; the barge was built to submerge the whole black painted barge using seawater.		Naquin, Donald 7-10-01, 7-26-01	EB001, AG040p
Naquin, D16	Back of the Rig, into the living quarters.		Naquin, Donald 7-10-01, 7-26-01	EB001, AG040p
Naquin, D17	Rig 11, the Saltana before it was finished.		Naquin, Donald 7-10-01, 7-26-01	EB001, AG040p
Naquin, D18	The same Oilwell 3000 after a few years of wear and tear.		Naquin, Donald 7-10-01, 7-26-01	EB001, AG040p
Naquin, D19	The same Rig 11, before finishing out, ready for use.		Naquin, Donald 7-10-01, 7-26-01	EB001, AG040p
Naquin, D20	The Rig 11, showing the traveling block and the hook, with a man behind, upper center, for scale.		Naquin, Donald 7-10-01, 7-26-01	EB001, AG040p
Naquin, D21	Rig 11 being built in Livingston Shipyard in Orange, Texas.		Naquin, Donald 7-10-01, 7-26-01	EB001, AG040p
Naquin, D22	The barge Burston working out of Buras, Chandelier Sound.		Naquin, Donald 7-10-01, 7-26-01	EB001, AG040p
Naquin, D23	TOTCO sales plane making a call on a client.		Naquin, Donald 7-10-01, 7-26-01	EB001, AG040p
Naquin, D24	The first drilling barge Wheless built in 1953.		Naquin, Donald 7-10-01, 7-26-01	EB001, AG040p
Naquin, D25	The barge Rig with living quarters to the far left.		Naquin, Donald 7-10-01, 7-26-01	EB001, AG040p
Naquin, D26	The drilling barge Saltana on Lake Pelto.		Naquin, Donald 7-10-01, 7-26-01	EB001, AG040p
Naquin, D27	Rig 7 on barge Sleigh drilling in Bay St. Elaine, 1960.		Naquin, Donald 7-10-01, 7-26-01	EB001, AG040p
Perry, K01	Cessna 185 amphibian plane with wheels as well as floats; Ken Perry purchases plane when doing service work on nearshore platforms	1960	Perry, Ken 1-8-03, 7-23-03	DA088, DA110p
Perry, K02	Ken Perry's Piper-Navajo, twin engine cabin class, carried 7 passengers and a pilot	1979	Perry, Ken 1-8-03, 7-23-03	DA088, DA110p
Pipsair, C01	Kerr McGee Rig 39, the Frank Phillips, a drilling tender in Ship Shoal Block 32, Navy YF Barge converted after WWII; living quarters far right; galley up near bow; storm anchor chain on far right	1948	Pipsair, Chester 1-22-05	DA136
Pipsair, C02	Kerr McGee Rig 44 or 45	1970s	Pipsair, Chester 1-22-05	DA136
Pipsair, C03	Kerr McGee Rig 45	1970s	Pipsair, Chester 1-22-05	DA136
Pipsair, C04	Kerr McGee Rig 45 almost capsizing in Breton Sound	1974	Pipsair, Chester 1-22-05	DA136
Pipsair, C05	Kerr McGee Rig 45 tilting	1974	Pipsair, Chester 1-22-05	DA136

Name	Photo Description	Photo Date	File Name(s) of Interview(s)	Interview Number(s)
Pipsair, C06	Pontoons on tilting Kerr McGee rig		Pipsair, Chester 1-22-05	DA136
Pipsair, C07	Black and white photo showing pontoons on rig		Pipsair, Chester 1-22-05	DA136
Pipsair, C08	Rig tipped in water		Pipsair, Chester 1-22-05	DA136
Pipsair, C09	Coming along side the tipped rig with a derrick barge		Pipsair, Chester 1-22-05	DA136
Pipsair, C10	Tipped rig from the low side		Pipsair, Chester 1-22-05	DA136
Pipsair, C11	Tipped rig from the low side		Pipsair, Chester 1-22-05	DA136
Pipsair, C12	Roustabout crew; Blackie Pipsair fifth from right; Mayon to right of Blackie	1963	Pipsair, Chester 1-22-05	DA136
Pipsair, C13	Blackie Pipsair taking a break on the rig	1967 or 1968	Pipsair, Chester 1-22-05	DA136
Pipsair, C14	Crew in Scotland when Kerr McGee Rig 46 went overseas; manager is the big guy in the middle		Pipsair, Chester 1-22-05	DA136
Pipsair, C15	Manager Jim Bawcom in a kilt; Blackie to his left; Kerr McGee crew in Scotland to repair rig		Pipsair, Chester 1-22-05	DA136
Pipsair, C16	Rig mat at the surface for moving the rig; Kerr McGee Rig 63		Pipsair, Chester 1-22-05	DA136
Pipsair, C17	Rig mat at the surface for moving the rig; Kerr McGee Rig 63		Pipsair, Chester 1-22-05	DA136
Pipsair, C18	Kerr McGee Rig 63 loaded on a ship and being transported		Pipsair, Chester 1-22-05	DA136
Pipsair, C19	Kerr McGee Rig 64 wth open legs	1976	Pipsair, Chester 1-22-05	DA136
Pipsair, C20	Kerr McGee Rig 71; built overseas and stayed there till late 1980s		Pipsair, Chester 1-22-05	DA136
Pipsair, C21	Kerr McGee Rig 72 with stabilizing pontoons on each column		Pipsair, Chester 1-22-05	DA136
Pipsair, C22	Kerr McGee Rig ??		Pipsair, Chester 1-22-05	DA136
Pipsair, C23	Blackie Pipsair in Dubai		Pipsair, Chester 1-22-05	DA136
Pipsair, C24	Blackie Pipsair on the beach on overseas job in Nigeria		Pipsair, Chester 1-22-05	DA136
Pipsair, C25	Kerr McGee crew getting ready to go to Trinidad with Rig 54; (l to r) Jack Earley, Blackie Pipsair, Jack Neale	late 60s, early 70s	Pipsair, Chester 1-22-05	DA136
Pipsair, C26	Blackie Pipsair on the rig at sea		Pipsair, Chester 1-22-05	DA136
Pipsair, C27	Kerr McGee Rig 44; separated pontoon slab from barge, had to make cofer dam to get underwater so all would be dry and divers could go down and weld		Pipsair, Chester 1-22-05	DA136
Pipsair, C28	Tank inside Rig 45 busted, about 12 foot of water inside		Pipsair, Chester 1-22-05	DA136
Pipsair, C29	Tank inside Rig 45 busted, about 12 foot of water inside		Pipsair, Chester 1-22-05	DA136
Pipsair, C30	Trying to retrieve caisson (top); damaged, cut around bottom on Kerr McGee Rig 54		Pipsair, Chester 1-22-05	DA136

Name	Photo Description	Photo Date	File Name(s) of Interview(s)	Interview Number(s)
Pipsair, C31	Boat loading stabilizing column off Kerr McGee Rig 46; taken in Nigeria; tires to keep boats from bumping and to tie off boat		Pipsair, Chester 1-22-05	DA136
Pipsair, C32	Personnel basket rigging up to Kerr McGee Rig 54 to go to Trinidad; 300 foot rig		Pipsair, Chester 1-22-05	DA136
Pipsair, C33	American welders on Kerr McGee Rig 46 in Nigeria repairing cracks in pontoon; Blackie Pipsair on right inspecting welds		Pipsair, Chester 1-22-05	DA136
Pipsair, C34	Crew in the galley		Pipsair, Chester 1-22-05	DA136
Pipsair, C35	Rig crew		Pipsair, Chester 1-22-05	DA136
Pipsair, C36	Kerr McGee rig crew with safety sign		Pipsair, Chester 1-22-05	DA136
Pipsair, C37			Pipsair, Chester 1-22-05	DA136
Pipsair, C38	Tidewater tug towing a rig		Pipsair, Chester 1-22-05	DA136
Pipsair, C39	Kerr McGee rig that drilled the first well out of sight of land		Pipsair, Chester 1-22-05	DA136
Poiencot, R01	Recording crew if seismograph team.		Poiencot, Russell 7-24-01, 7-25-01	AG037, AG038
Poiencot, R02	Recording barge.		Poiencot, Russell 7-24-01, 7-25-01	AG037, AG038
Poiencot, R03	Marsh Buggie.		Poiencot, Russell 7-24-01, 7-25-01	AG037, AG038
Poiencot, R04	Marsh buggie.		Poiencot, Russell 7-24-01, 7-25-01	AG037, AG038
Poiencot, R05	Marsh buggie towing recording barge.		Poiencot, Russell 7-24-01, 7-25-01	AG037, AG038
Poiencot, R06	Survey crew.		Poiencot, Russell 7-24-01, 7-25-01	AG037, AG038
Poiencot, R07	Survey crew.		Poiencot, Russell 7-24-01, 7-25-01	AG037, AG038
Poiencot, R08	Survey boat taking measurments.		Poiencot, Russell 7-24-01, 7-25-01	AG037, AG038
Poiencot, R09	Recording barge on mud flat.		Poiencot, Russell 7-24-01, 7-25-01	AG037, AG038
Poiencot, R10	Boat towing recorder barge.		Poiencot, Russell 7-24-01, 7-25-01	AG037, AG038
Poiencot, R11	Recording boat ties to house boat		Poiencot, Russell 7-24-01, 7-25-01	AG037, AG038
Poiencot, R12	Drilling barge.		Poiencot, Russell 7-24-01, 7-25-01	AG037, AG038
Poiencot, R13	Drilling barge.		Poiencot, Russell 7-24-01, 7-25-01	AG037, AG038
Poiencot, R14	Charges exploding.		Poiencot, Russell 7-24-01, 7-25-01	AG037, AG038
Poiencot, R15	Transit man.		Poiencot, Russell 7-24-01, 7-25-01	AG037, AG038
Poiencot, R16	Houseboat were crew lived.		Poiencot, Russell 7-24-01, 7-25-01	AG037, AG038
Poiencot, R17	Office in quarter boat.		Poiencot, Russell 7-24-01, 7-25-01	AG037, AG038
Poiencot, R18	Office in quarter boat.		Poiencot, Russell 7-24-01, 7-25-01	AG037, AG038
Poiencot, R19	Drafting table in quarter boat.		Poiencot, Russell 7-24-01, 7-25-01	AG037, AG038
Poiencot, R20	Bus for crews commute.		Poiencot, Russell 7-24-01, 7-25-01	AG037, AG038
Rhodes, P01	Texaco drilling barge.		Rhodes, Percy 1-24-03	JS007

Name	Photo Description	Photo Date	File Name(s) of Interview(s)	Interview Number(s)
Rhodes, P02	Roustabout crew.		Rhodes, Percy 1-24-03	JS007
Rhodes, P03	Percy Rhodes with his uncle.		Rhodes, Percy 1-24-03	JS007
Rhodes, P04	Work boat.		Rhodes, Percy 1-24-03	JS007
Rhodes, P05	Percy Rhodes uncle at Caillon Island camp.		Rhodes, Percy 1-24-03	JS007
Rhodes, P06	Tank battery Caillon.		Rhodes, Percy 1-24-03	JS007
Rhodes, P07	Workboat, dock.		Rhodes, Percy 1-24-03	JS007
Rhodes, P08	Tank battery.		Rhodes, Percy 1-24-03	JS007
Rhodes, P09	Tank battery, workboat, "hot oil barge."		Rhodes, Percy 1-24-03	JS007
Rhodes, P10	Tank battery.		Rhodes, Percy 1-24-03	JS007
Rhodes, P11	Working around "christmas tree"-Caillon.		Rhodes, Percy 1-24-03	JS007
Rogers, P01	Pete Rogers, part of a torsion balance crew for Shell Oil exploration.		Rogers, Pete 1-16-02, 1-16-02, 1-5-05	AG052
Rogers, P02	Bill Spasick and Pete Rogers wading through leeches and alligators in the marsh behind Lockport to set up the torsion balance instrument.		Rogers, Pete 1-16-02, 1-16-02, 1-5-05	AG052
Rogers, P03	Seismology instruments set up in the marsh at Cocodrie – waiting for the results.		Rogers, Pete 1-16-02, 1-16-02, 1-5-05	AG052
Rogers, P04	A Model A Ford, modified as a marsh buggy.		Rogers, Pete 1-16-02, 1-16-02, 1-5-05	AG052
Rogers, P05	Carrying seismology equipment through the lake, following a survey line.		Rogers, Pete 1-16-02, 1-16-02, 1-5-05	AG052
Rogers, P06	Renting a small boat to haul torsion equipment around the lakes.		Rogers, Pete 1-16-02, 1-16-02, 1-5-05	AG052
Rogers, P07	Setting up the torsion balance meter on a pedestal in a tent.		Rogers, Pete 1-16-02, 1-16-02, 1-5-05	AG052
Rogers, P08	Surveying around the torsion balance instrument to obtain an accurate reading.		Rogers, Pete 1-16-02, 1-16-02, 1-5-05	AG052
Rogers, P09	Walking through the marshes to set up the torsion balance equipment.		Rogers, Pete 1-16-02, 1-16-02, 1-5-05	AG052
Rogers, P10	Pirogue used to move around marshes and canals for surveying.		Rogers, Pete 1-16-02, 1-16-02, 1-5-05	AG052
Rogers, P11	Driving a Shell Oil company Plymouth with surveying equipment on the back.		Rogers, Pete 1-16-02, 1-16-02, 1-5-05	AG052
Rogers, P12	Pounding 2 X 2's into the marsh to get a solid, level foundation for the torsion balance equipment.		Rogers, Pete 1-16-02, 1-16-02, 1-5-05	AG052

Name	Photo Description	Photo Date	File Name(s) of Interview(s)	Interview Number(s)
Rogers, P13	The torsion balance equipment with the protective tent behind it.		Rogers, Pete 1-16-02, 1-16-02, 1-5-05	AG052
Rogers, P14	Using a pirogue to move about the marshes.		Rogers, Pete 1-16-02, 1-16-02, 1-5-05	AG052
Rogers, P15	Setting up a firm base for the equipment using 2x2's.		Rogers, Pete 1-16-02, 1-16-02, 1-5-05	AG052
Rogers, P16	Pete and a young friend on Six Mile Lake, since silted up.		Rogers, Pete 1-16-02, 1-16-02, 1-5-05	AG052
Rogers, P17	A friend using Pete's 12 gauge automatic to hunt game.		Rogers, Pete 1-16-02, 1-16-02, 1-5-05	AG052
Rogers, P18	A seismograph crew during the war years, working near Cleveland, TX.		Rogers, Pete 1-16-02, 1-16-02, 1-5-05	AG052
Rogers, P19	Building cypress levees in 1933, working for a timber company.		Rogers, Pete 1-16-02, 1-16-02, 1-5-05	AG052
Rogers, P20	The length and diameter of the cut logs were measured as the men got paid so much a board-foot.		Rogers, Pete 1-16-02, 1-16-02, 1-5-05	AG052
Rogers, P21	The whole seismograph crew, most men were from Texas.		Rogers, Pete 1-16-02, 1-16-02, 1-5-05	AG052
Rogers, P22	John Law, from Oklahoma City, was related to a Shell Oil Company official, waiting for help with the flat tire.		Rogers, Pete 1-16-02, 1-16-02, 1-5-05	AG052,AG053p, DA127
Rousso, S01	The Fred H. Moore, on which Santo traveled to Newfoundland doing seismic work with Magnolia. Photo by Jesse T. Grice, reprinted 11-2-84, reorder #C 15646-1.		Rousso, Santo 7-27-01, 1-26-05	AG041, RH021
Rousso, S02	The Paul E. Nash, named after one of Magnolia's executives, on which Santo lived and worked offshore in the 1950's in the Gulf of Mexico. Photo by Jesse T. Grice, reprinted 11-2-84, reorder #C 15647-1.		Rousso, Santo 7-27-01, 1-26-05	AG041, RH021
Rousso, S03	WACs dressed up for Easter Sunday at Westover Field, MA. Stella is in the exact middle. This photo was taken just before she came home.	1945	Rousso, Stella 1-12-05	JLS01
Rousso, S04	Westover Field Base of Operations, MA where Stella was stationed.	1943	Rousso, Stella 1-12-05	JLS01
Rousso, S05	Thorpe and Sutton at the Post Office in Des Moines, Iowa	1942/43	Rousso, Stella 1-12-05	JLS01
Rousso, S06	Stella's pass from 11-12-43, when she went to NYC with a group of Wacs.	1943	Rousso, Stella 1-12-05	JLS01

Name	Photo Description	Photo Date	File Name(s) of Interview(s)	Interview Number(s)
Rouso, S07	Camp Polk, a camp originally built for Japanese POWs, where Stella stayed for training.	1943	Rouso, Stella 1-12-05	JLS01
Rouso, S08	Portrait of Stella in WAC. She let her hair down for this picture but usually she had to keep it pinned up.		Rouso, Stella 1-12-05	JLS01
Rouso, S09	Inside the barracks at Camp Polk, piled on the 'sick bed'.	1943	Rouso, Stella 1-12-05	JLS01
Rouso, S10	Inside the barracks at Camp Polk, Wacs had to do their own laundry on a washing board.	1943	Rouso, Stella 1-12-05	JLS01
Rouso, S11	Service picture of Santo from the Morgan City Daily Review.		Rouso, Stella 1-12-05	JLS01
Ryan, J01	The transportation used by the Shell gravity crew, 1947, a boat, barge, and helicopter blade. Taken at Josey Harbor at Grand Chenier in Cameron.	1947	Ryan, John 5-8-01, 1-11-02, 10-2-02, 3-3-03, 1-6-05	AG016, AG046p, DA062, DA099, RH022
Ryan, J02	Bell Helicopter with pontoons used for survey in the marsh. Taken at Weeks Island where a barge ran over a well.	1947	Ryan, John 5-8-01, 1-11-02, 10-2-02, 3-3-03, 1-6-05	AG016, AG046p, DA062, DA099, RH022
Ryan, J03	Red Adair on site after barge ran over a well and it blew. Weeks Island. John Ryan and other crew members building a platform under the well.	1947	Ryan, John 5-8-01, 1-11-02, 10-2-02, 3-3-03, 1-6-05	AG016, AG046p, DA062, DA099, RH022
Ryan, J04	Carrying equipment around the marsh for surveying.	1947	Ryan, John 5-8-01, 1-11-02, 10-2-02, 3-3-03, 1-6-05	AG016, AG046p, DA062, DA099, RH022
Ryan, J05	Portable tower used to survey the lowlands and swamps	1947	Ryan, John 5-8-01, 1-11-02, 10-2-02, 3-3-03, 1-6-05	AG016, AG046p, DA062, DA099, RH022
Ryan, J06	Unloading the helicopter, using Josey Harbor on Grand Chenier as a base.	1947	Ryan, John 5-8-01, 1-11-02, 10-2-02, 3-3-03, 1-6-05	AG016, AG046p, DA062, DA099, RH022
Ryan, J07	John Ryan and gravity party. Paul DuPlantis, party manager, third from left in back row.		Ryan, John 5-8-01, 1-11-02, 10-2-02, 3-3-03, 1-6-05	AG016, AG046p, DA062, DA099, RH022
Ryan, J08	The underwater gravity meter, used off the back of a shrimpboat called the Ms. America		Ryan, John 5-8-01, 1-11-02, 10-2-02, 3-3-03, 1-6-05	AG016, AG046p, DA062, DA099, RH022
Ryan, J09	Back of James D, fishing vessel from which the gravity meter was operated.		Ryan, John 5-8-01, 1-11-02, 10-2-02, 3-3-03, 1-6-05	AG016, AG046p, DA062, DA099, RH022
Ryan, J10	Survey tower and crew.		Ryan, John 5-8-01, 1-11-02, 10-2-02, 3-3-03, 1-6-05	AG016, AG046p, DA062, DA099, RH022
Ryan, J11	Survey crew, including Pal DuPlantis. Roy Fennelston, Andy Barentine, Red Hollis, Thibodeaux, John Ryan.		Ryan, John 5-8-01, 1-11-02, 10-2-02, 3-3-03, 1-6-05	AG016, AG046p, DA062, DA099, RH022
Savoie, J01	Joe Savoie with diving hat he made		Savoie, Joyce 7-23-02	DA052
Savoie, J02	Joe Savoie jumping in on a dive		Savoie, Joyce 7-23-02	DA052

Name	Photo Description	Photo Date	File Name(s) of Interview(s)	Interview Number(s)
Schouest, J01	Diver Alan Anderson, in Antiqua, West Indies with a langoosta he caught.		Schouest, Joe 3-16-02, 7-11 & 15-02	DA041,DA045, DA047p
Schouest, J02	Alan Anderson, his wife Heather, Joe's wife Janie on Mark Banjavitch's boat "Estella" in New Orleans.		Schouest, Joe 3-16-02, 7-11 & 15-02	DA041,DA045, DA047p
Schouest, J03	The Desco mask.		Schouest, Joe 3-16-02, 7-11 & 15-02	DA041,DA045, DA047p
Schouest, J04	Closeup of the manifold where two or three divers could hook up to the same air compressor supply.	1965	Schouest, Joe 3-16-02, 7-11 & 15-02	DA041,DA045, DA047p
Schouest, J05	The diving manifold air supply.	1965	Schouest, Joe 3-16-02, 7-11 & 15-02	DA041,DA045, DA047p
Schouest, J06	Closeup of the Desco mask.		Schouest, Joe 3-16-02, 7-11 & 15-02	DA041,DA045, DA047p
Schouest, J07	Joe Schouest in the North Sea to remove a jacket and move a platform.		Schouest, Joe 3-16-02, 7-11 & 15-02	DA041,DA045, DA047p
Schouest, J08	Preparing to remove a jacket leg from a platform skeleton.	1965	Schouest, Joe 3-16-02, 7-11 & 15-02	DA041,DA045, DA047p
Schouest, J09	A tug approaching an offshore platform in the Gulf of Mexico, with a supply boat at the platform for a shift change.		Schouest, Joe 3-16-02, 7-11 & 15-02	DA041,DA045, DA047p
Schouest, J10	The jacket on which the platform is built, in the Gulf of Mexico. Those in the North Atlantic are much bigger.		Schouest, Joe 3-16-02, 7-11 & 15-02	DA041,DA045, DA047p
Schouest, J100	Joe Schouest and Jim Trotter		Schouest, Joe 3-16-02, 7-11 & 15-02	DA041,DA045, DA047p
Schouest, J101	Joe at diver station with two AM radios		Schouest, Joe 3-16-02, 7-11 & 15-02	DA041,DA045, DA047p
Schouest, J102	Joe talking to divers in the chamber		Schouest, Joe 3-16-02, 7-11 & 15-02	DA041,DA045, DA047p
Schouest, J103	Just finished sat dive; lad tender crawling into chamber to clean; English tender in blue sweater; Jo showing him how to buckle chamber down; turnbuckle in lower right corner		Schouest, Joe 3-16-02, 7-11 & 15-02	DA041,DA045, DA047p
Schouest, J104	Joe at diver station with three radios		Schouest, Joe 3-16-02, 7-11 & 15-02	DA041,DA045, DA047p
Schouest, J105	Joe at top of bell, lifting cables in middle		Schouest, Joe 3-16-02, 7-11 & 15-02	DA041,DA045, DA047p
Schouest, J106	Joe coming out of chamber with stilson wrench (posed picture, don't need stilson wrench for anything in chamber)		Schouest, Joe 3-16-02, 7-11 & 15-02	DA041,DA045, DA047p

Name	Photo Description	Photo Date	File Name(s) of Interview(s)	Interview Number(s)
Schouest, J107	Joe with oral nasal mask, one for each person in case chamber loses gas		Schouest, Joe 3-16-02, 7-11 & 15-02	DA041,DA045, DA047p
Schouest, J108	Nolte Theriot's boat; bringing the anchor in		Schouest, Joe 3-16-02, 7-11 & 15-02	DA041,DA045, DA047p
Schouest, J109	Ball with tug; when rough deckhand has to grab hold of ball up top		Schouest, Joe 3-16-02, 7-11 & 15-02	DA041,DA045, DA047p
Schouest, J11	Barge owned by Brown & Root.		Schouest, Joe 3-16-02, 7-11 & 15-02	DA041,DA045, DA047p
Schouest, J110	Boat getting to the buoy		Schouest, Joe 3-16-02, 7-11 & 15-02	DA041,DA045, DA047p
Schouest, J111	Trying to hook cable so crane can pull the buoy out of the water and set it up on the deck		Schouest, Joe 3-16-02, 7-11 & 15-02	DA041,DA045, DA047p
Schouest, J112	Nolte Theriot's tugboat with air compressor on it		Schouest, Joe 3-16-02, 7-11 & 15-02	DA041,DA045, DA047p
Schouest, J113	Guys fishing from platform		Schouest, Joe 3-16-02, 7-11 & 15-02	DA041,DA045, DA047p
Schouest, J114	Nolte Theriot's tugs; rough seas; probably out picking up buoys		Schouest, Joe 3-16-02, 7-11 & 15-02	DA041,DA045, DA047p
Schouest, J115	Anchored tugboat; has brought it in with the buoy; anchor cable snapped while picking it up, trying to clear it		Schouest, Joe 3-16-02, 7-11 & 15-02	DA041,DA045, DA047p
Schouest, J116	Boat being towed in on rough seas		Schouest, Joe 3-16-02, 7-11 & 15-02	DA041,DA045, DA047p
Schouest, J117	On dive boat in Saudi Arabia; hose taped and tied with string every foot; every tender had a roll of duct tape in his suitcase		Schouest, Joe 3-16-02, 7-11 & 15-02	DA041,DA045, DA047p
Schouest, J118	Off coast of Sicily; supply boat, mail boat, personnel carrier		Schouest, Joe 3-16-02, 7-11 & 15-02	DA041,DA045, DA047p
Schouest, J119	Jumping		Schouest, Joe 3-16-02, 7-11 & 15-02	DA041,DA045, DA047p
Schouest, J12	View of the davits and tables used to weld pipe and lower it to the Gulf sea bed on a Brown & Root lay barge.		Schouest, Joe 3-16-02, 7-11 & 15-02	DA041,DA045, DA047p
Schouest, J120	Nolte Theriot tug rolling the other way, to starboard side; dogged down for sea; sometimes sea comes over bow and blows out windows		Schouest, Joe 3-16-02, 7-11 & 15-02	DA041,DA045, DA047p
Schouest, J121	Postcard; Hercules dredge barge		Schouest, Joe 3-16-02, 7-11 & 15-02	DA041,DA045, DA047p
Schouest, J122	Mess hall, cafeteria style set up		Schouest, Joe 3-16-02, 7-11 & 15-02	DA041,DA045,

Name	Photo Description	Photo Date	File Name(s) of Interview(s)	Interview Number(s)
			02	DA047p
Schouest, J123	Workers standing around, riser on deck, basket with guy in it; used to load tools they needed on the platform		Schouest, Joe 3-16-02, 7-11 & 15-02	DA041,DA045, DA047p
Schouest, J124	Barge up next to platform in North Sea		Schouest, Joe 3-16-02, 7-11 & 15-02	DA041,DA045, DA047p
Schouest, J125	Up alongside platform against riser; diving ladder going down into water		Schouest, Joe 3-16-02, 7-11 & 15-02	DA041,DA045, DA047p
Schouest, J126	Drilling platform; every vertical pipe is a well where they're drilling		Schouest, Joe 3-16-02, 7-11 & 15-02	DA041,DA045, DA047p
Schouest, J127	Tugboat; barge picked up buoy and anchor; tugboat getting ready to run it out		Schouest, Joe 3-16-02, 7-11 & 15-02	DA041,DA045, DA047p
Schouest, J128	Two Nolte Theriot tugboats; current strong; laying pipe on other side of barge; get both tugs pushing barge so they won't make a buckle		Schouest, Joe 3-16-02, 7-11 & 15-02	DA041,DA045, DA047p
Schouest, J129	Things quit, tugboat goes back to buoy, hooks on while crew eats or sleeps		Schouest, Joe 3-16-02, 7-11 & 15-02	DA041,DA045, DA047p
Schouest, J13	Large winches hold the anchors that the tugboats run out in front to hold the pipe-laying barge steady.		Schouest, Joe 3-16-02, 7-11 & 15-02	DA041,DA045, DA047p
Schouest, J130	Diving hose after Joe Schouest's accident; cut in half in three different spots		Schouest, Joe 3-16-02, 7-11 & 15-02	DA041,DA045, DA047p
Schouest, J131	Diving hose after Joe Schouest's accident; cut in half in three different spots		Schouest, Joe 3-16-02, 7-11 & 15-02	DA041,DA045, DA047p
Schouest, J132	Diving hose after Joe Schouest's accident; cut in half in three different spots		Schouest, Joe 3-16-02, 7-11 & 15-02	DA041,DA045, DA047p
Schouest, J133	Diving hose after Joe Schouest's accident; cut in half in three different spots		Schouest, Joe 3-16-02, 7-11 & 15-02	DA041,DA045, DA047p
Schouest, J134	Diving hose after Joe Schouest's accident; cut in half in three different spots		Schouest, Joe 3-16-02, 7-11 & 15-02	DA041,DA045, DA047p
Schouest, J135	Joe Schouest shortly after accident that took his right hand and surgery to stitch it together		Schouest, Joe 3-16-02, 7-11 & 15-02	DA041,DA045, DA047p
Schouest, J136	Diving in North Sea, suiting up	1967	Schouest, Joe 3-16-02, 7-11 & 15-02	DA041,DA045, DA047p
Schouest, J137	Diving in North Sea, suiting up	1967	Schouest, Joe 3-16-02, 7-11 & 15-02	DA041,DA045, DA047p
Schouest, J138	Diving in North Sea, suiting up	1967	Schouest, Joe 3-16-02, 7-11 & 15-	DA041,DA045,

Name	Photo Description	Photo Date	File Name(s) of Interview(s)	Interview Number(s)
			02	DA047p
Schouest, J139	Diving in North Sea, suiting up	1967	Schouest, Joe 3-16-02, 7-11 & 15-02	DA041,DA045, DA047p
Schouest, J14	Joe Schouest sitting in the cab of a crane used for dredging.		Schouest, Joe 3-16-02, 7-11 & 15-02	DA041,DA045, DA047p
Schouest, J140	Diver entering water, North Sea	1967	Schouest, Joe 3-16-02, 7-11 & 15-02	DA041,DA045, DA047p
Schouest, J141	Diver entering water, North Sea	1967	Schouest, Joe 3-16-02, 7-11 & 15-02	DA041,DA045, DA047p
Schouest, J142	Diver entering water, North Sea	1967	Schouest, Joe 3-16-02, 7-11 & 15-02	DA041,DA045, DA047p
Schouest, J143	Diver entering water, North Sea	1967	Schouest, Joe 3-16-02, 7-11 & 15-02	DA041,DA045, DA047p
Schouest, J144	Diver covered with grease		Schouest, Joe 3-16-02, 7-11 & 15-02	DA041,DA045, DA047p
Schouest, J145	Diver washing off grease		Schouest, Joe 3-16-02, 7-11 & 15-02	DA041,DA045, DA047p
Schouest, J146	Diver covered with grease		Schouest, Joe 3-16-02, 7-11 & 15-02	DA041,DA045, DA047p
Schouest, J147	Inspectors talking about sandbags; had to get it the way they wanted because you had inspection divers coming behind to check		Schouest, Joe 3-16-02, 7-11 & 15-02	DA041,DA045, DA047p
Schouest, J148	Back of Nolte Theriot's tugboat		Schouest, Joe 3-16-02, 7-11 & 15-02	DA041,DA045, DA047p
Schouest, J149	Inspection diver, wearing bottles, not a working dive		Schouest, Joe 3-16-02, 7-11 & 15-02	DA041,DA045, DA047p
Schouest, J15	Another view of the skeleton platform with the jacket legs off the German coast.		Schouest, Joe 3-16-02, 7-11 & 15-02	DA041,DA045, DA047p
Schouest, J150	Inspection diver; bottles painted, has wrist compass		Schouest, Joe 3-16-02, 7-11 & 15-02	DA041,DA045, DA047p
Schouest, J151	Inspection diver jumping in		Schouest, Joe 3-16-02, 7-11 & 15-02	DA041,DA045, DA047p
Schouest, J152	Joe Schouest with hood, used to wear wool watch cap; French wetsuit they sent to the divers in the North Sea		Schouest, Joe 3-16-02, 7-11 & 15-02	DA041,DA045, DA047p
Schouest, J153	Joe Schouest with hood, used to wear wool watch cap; French wetsuit they sent to the divers in the North Sea		Schouest, Joe 3-16-02, 7-11 & 15-02	DA041,DA045, DA047p

Name	Photo Description	Photo Date	File Name(s) of Interview(s)	Interview Number(s)
Schouest, J154	Joe Schouest with hood, used to wear wool watch cap; French wetsuit they sent to the divers in the North Sea		Schouest, Joe 3-16-02, 7-11 & 15-02	DA041,DA045, DA047p
Schouest, J155	Joe jumping in with French wetsuit		Schouest, Joe 3-16-02, 7-11 & 15-02	DA041,DA045, DA047p
Schouest, J156	Joe jumping in in the North Sea; glued neckpiece and gloves to wetsuit; tender filled in hood so when Desco mask put on it sealed, air would blow he hood off his ears, keep him warm		Schouest, Joe 3-16-02, 7-11 & 15-02	DA041,DA045, DA047p
Schouest, J157	Joe at the surface		Schouest, Joe 3-16-02, 7-11 & 15-02	DA041,DA045, DA047p
Schouest, J158	Joe with aviation jacket he bouth in a surplus store in England; like pilots used		Schouest, Joe 3-16-02, 7-11 & 15-02	DA041,DA045, DA047p
Schouest, J159	Jim Sellers on back of Nolte tugboat; doing exercises; divers did lots of exercises to stay in shape, went to doctors every year for physical exam		Schouest, Joe 3-16-02, 7-11 & 15-02	DA041,DA045, DA047p
Schouest, J16	Diving off a ship, the Global Adventure in 120 ft of water, using a Jacob's ladder to climb out of the water.		Schouest, Joe 3-16-02, 7-11 & 15-02	DA041,DA045, DA047p
Schouest, J160	Carl, guy with glasses, barge superintendent		Schouest, Joe 3-16-02, 7-11 & 15-02	DA041,DA045, DA047p
Schouest, J161	Buckle in pipeline; see concrete on outside and chicken wire on inside; break up both and knock off dope all the way aournd so can put welding rod against it and repair it		Schouest, Joe 3-16-02, 7-11 & 15-02	DA041,DA045, DA047p
Schouest, J162	Buckle in pipeline; see concrete on outside and chicken wire on inside; break up both and knock off dope all the way aournd so can put welding rod against it and repair it		Schouest, Joe 3-16-02, 7-11 & 15-02	DA041,DA045, DA047p
Schouest, J163	Burned pipe in two to hook up on it and bring it back on deck		Schouest, Joe 3-16-02, 7-11 & 15-02	DA041,DA045, DA047p
Schouest, J164	On barge, trimming up pipe, burning it in two		Schouest, Joe 3-16-02, 7-11 & 15-02	DA041,DA045, DA047p
Schouest, J165	On barge, trimming up pipe, burning it in two, put wasp machine on to bevel the ppe before putting on the flange		Schouest, Joe 3-16-02, 7-11 & 15-02	DA041,DA045, DA047p
Schouest, J166	Arabian supply boat		Schouest, Joe 3-16-02, 7-11 & 15-02	DA041,DA045, DA047p
Schouest, J167	One of the guys had a heart attack, they sent helicopter out to get him but no landing; Barge 265, lowered the doctor down		Schouest, Joe 3-16-02, 7-11 & 15-02	DA041,DA045, DA047p

Name	Photo Description	Photo Date	File Name(s) of Interview(s)	Interview Number(s)
Schouest, J168	One of the guys had a heart attack, they sent helicopter out to get him but no landing; Barge 265, lowered the doctor down		Schouest, Joe 3-16-02, 7-11 & 15-02	DA041,DA045, DA047p
Schouest, J169	One of the guys had a heart attack, they sent helicopter out to get him but no landing; Barge 265, lowered the doctor down		Schouest, Joe 3-16-02, 7-11 & 15-02	DA041,DA045, DA047p
Schouest, J17	Diving compressor with air hoses running off of it, run at 250 lbs of pressure.		Schouest, Joe 3-16-02, 7-11 & 15-02	DA041,DA045, DA047p
Schouest, J170	One of the guys had a heart attack, they sent helicopter out to get him but no landing; Barge 265, lowered the doctor down		Schouest, Joe 3-16-02, 7-11 & 15-02	DA041,DA045, DA047p
Schouest, J171	Going on the stretcher, hauling the guy out		Schouest, Joe 3-16-02, 7-11 & 15-02	DA041,DA045, DA047p
Schouest, J172	Guy down on the deck ready to be picked up		Schouest, Joe 3-16-02, 7-11 & 15-02	DA041,DA045, DA047p
Schouest, J173	Called helicopter back in, going to pick up the guy on the stretcher		Schouest, Joe 3-16-02, 7-11 & 15-02	DA041,DA045, DA047p
Schouest, J174	Picking up the guy on the stretcher		Schouest, Joe 3-16-02, 7-11 & 15-02	DA041,DA045, DA047p
Schouest, J175	Picking up the doctor - in the North Sea, off the coast of England		Schouest, Joe 3-16-02, 7-11 & 15-02	DA041,DA045, DA047p
Schouest, J176	Persian Gulf repairing lines		Schouest, Joe 3-16-02, 7-11 & 15-02	DA041,DA045, DA047p
Schouest, J177	Persian Gulf - water 50-60 feet deep, 15-20 foot seas; tanker went up, down, hit pipeline, buckled it		Schouest, Joe 3-16-02, 7-11 & 15-02	DA041,DA045, DA047p
Schouest, J178	Persian Gulf - sent over to repair the buckle		Schouest, Joe 3-16-02, 7-11 & 15-02	DA041,DA045, DA047p
Schouest, J179	Barge had no housing, slept in trailers on top of a framwork they put together		Schouest, Joe 3-16-02, 7-11 & 15-02	DA041,DA045, DA047p
Schouest, J18	Two Spanish cooks on the barge in the North Sea.		Schouest, Joe 3-16-02, 7-11 & 15-02	DA041,DA045, DA047p
Schouest, J180	Crew on deck		Schouest, Joe 3-16-02, 7-11 & 15-02	DA041,DA045, DA047p
Schouest, J181	Willie slept out on deck, too hot in the rooms		Schouest, Joe 3-16-02, 7-11 & 15-02	DA041,DA045, DA047p
Schouest, J182	Compressor with shelter overhead to get out of the sun		Schouest, Joe 3-16-02, 7-11 & 15-02	DA041,DA045, DA047p
Schouest, J183	Compressor with shelter overhead to get out of the sun		Schouest, Joe 3-16-02, 7-11 & 15-02	DA041,DA045, DA047p

Name	Photo Description	Photo Date	File Name(s) of Interview(s)	Interview Number(s)
Schouest, J184	Tender looking at his watch; Joe Schouest in the water		Schouest, Joe 3-16-02, 7-11 & 15-02	DA041,DA045, DA047p
Schouest, J185	Ed Rivet, Joe's tender		Schouest, Joe 3-16-02, 7-11 & 15-02	DA041,DA045, DA047p
Schouest, J186	North Sea, supply boat bringing pipes out to barge		Schouest, Joe 3-16-02, 7-11 & 15-02	DA041,DA045, DA047p
Schouest, J187	Tugboat towing in a boat in trouble		Schouest, Joe 3-16-02, 7-11 & 15-02	DA041,DA045, DA047p
Schouest, J188	Nolte Theriot tugs		Schouest, Joe 3-16-02, 7-11 & 15-02	DA041,DA045, DA047p
Schouest, J189	Nolte Theriot tugs		Schouest, Joe 3-16-02, 7-11 & 15-02	DA041,DA045, DA047p
Schouest, J19	Diver getting ready to go in the water wearing a Desco mask with a hood.		Schouest, Joe 3-16-02, 7-11 & 15-02	DA041,DA045, DA047p
Schouest, J190	Small boat to bring divers back and forth to work		Schouest, Joe 3-16-02, 7-11 & 15-02	DA041,DA045, DA047p
Schouest, J191	Small boat to bring divers back and forth to work		Schouest, Joe 3-16-02, 7-11 & 15-02	DA041,DA045, DA047p
Schouest, J192	Small boat to bring divers back and forth to work		Schouest, Joe 3-16-02, 7-11 & 15-02	DA041,DA045, DA047p
Schouest, J193	Small boat to bring divers back and forth to work		Schouest, Joe 3-16-02, 7-11 & 15-02	DA041,DA045, DA047p
Schouest, J194	Amphibious deck, were using it as personnel barge		Schouest, Joe 3-16-02, 7-11 & 15-02	DA041,DA045, DA047p
Schouest, J195	Dredging from the beach; half the machine out of the water		Schouest, Joe 3-16-02, 7-11 & 15-02	DA041,DA045, DA047p
Schouest, J196	Dredging from the beach; half the machine out of the water		Schouest, Joe 3-16-02, 7-11 & 15-02	DA041,DA045, DA047p
Schouest, J197	Deck decompression chambers		Schouest, Joe 3-16-02, 7-11 & 15-02	DA041,DA045, DA047p
Schouest, J198	Deck decompression chambers		Schouest, Joe 3-16-02, 7-11 & 15-02	DA041,DA045, DA047p
Schouest, J199	Deck decompression chambers		Schouest, Joe 3-16-02, 7-11 & 15-02	DA041,DA045, DA047p
Schouest, J20	Jerry Wilson after a dive with grease all over him. They have 3 minutes to clean the grease off as oxygen in the decompression chamber and grease are dangerously explosive.		Schouest, Joe 3-16-02, 7-11 & 15-02	DA041,DA045, DA047p

Name	Photo Description	Photo Date	File Name(s) of Interview(s)	Interview Number(s)
Schouest, J200	Deck decompression chambers		Schouest, Joe 3-16-02, 7-11 & 15-02	DA041,DA045, DA047p
Schouest, J201	Light inside the chamber was supposed to have a glass dome and cage that screws over it to protect the light; iver had his sret clothes, hung his nylon shirt up by the light, shirt touched the hot bulb, caught fire, flash burn; guy was black as charcoal		Schouest, Joe 3-16-02, 7-11 & 15-02	DA041,DA045, DA047p
Schouest, J202	New dive locker; before this divers used to change out on the deck, no privacy		Schouest, Joe 3-16-02, 7-11 & 15-02	DA041,DA045, DA047p
Schouest, J203	New dive locker; before this divers used to change out on the deck, no privacy		Schouest, Joe 3-16-02, 7-11 & 15-02	DA041,DA045, DA047p
Schouest, J204	Pigeon, had tag on his leg, racing pigeon, wind would blow them onto the barge		Schouest, Joe 3-16-02, 7-11 & 15-02	DA041,DA045, DA047p
Schouest, J205	Pigeon in sink, had tag on his leg, racing pigeon, wind would blow them onto the barge		Schouest, Joe 3-16-02, 7-11 & 15-02	DA041,DA045, DA047p
Schouest, J206	Barge superintendent practicing his golf; Roly Peret; balls were going overboard		Schouest, Joe 3-16-02, 7-11 & 15-02	DA041,DA045, DA047p
Schouest, J207	Barge superintendent practicing his golf; would ask divers to go overboard to get his golf balls		Schouest, Joe 3-16-02, 7-11 & 15-02	DA041,DA045, DA047p
Schouest, J208	Everyone out in the sun for the 10 minutes it was out		Schouest, Joe 3-16-02, 7-11 & 15-02	DA041,DA045, DA047p
Schouest, J209	Chief cook was a Spaniard, photo shows steam table		Schouest, Joe 3-16-02, 7-11 & 15-02	DA041,DA045, DA047p
Schouest, J21	Jerry Willson and tender.		Schouest, Joe 3-16-02, 7-11 & 15-02	DA041,DA045, DA047p
Schouest, J210	Chief cook was a Spaniard, photo shows steam table		Schouest, Joe 3-16-02, 7-11 & 15-02	DA041,DA045, DA047p
Schouest, J211	Chief cook grilling steaks		Schouest, Joe 3-16-02, 7-11 & 15-02	DA041,DA045, DA047p
Schouest, J22	Diver getting ready to go in the water wearing a desco mask with a hood.		Schouest, Joe 3-16-02, 7-11 & 15-02	DA041,DA045, DA047p
Schouest, J23	A Jacob's ladder.		Schouest, Joe 3-16-02, 7-11 & 15-02	DA041,DA045, DA047p
Schouest, J24	Cargo net on a crane used to lower divers into the water.		Schouest, Joe 3-16-02, 7-11 & 15-02	DA041,DA045, DA047p
Schouest, J25	Diver just out of the water wearing a desco mask.		Schouest, Joe 3-16-02, 7-11 & 15-	DA041,DA045,

Name	Photo Description	Photo Date	File Name(s) of Interview(s)	Interview Number(s)
			02	DA047p
Schouest, J26	Two divers in hot water suits diving on gas, with emergency air bottle on their back.		Schouest, Joe 3-16-02, 7-11 & 15-02	DA041,DA045, DA047p
Schouest, J27	Dressing out a diver ready to work on a platform, wearing a KMB, Kirby Morgan Band mask.		Schouest, Joe 3-16-02, 7-11 & 15-02	DA041,DA045, DA047p
Schouest, J28	Replacing a section of pipe in the Persian Gulf.		Schouest, Joe 3-16-02, 7-11 & 15-02	DA041,DA045, DA047p
Schouest, J29	Loading oil from the beach onto a ship through elevated hoses.		Schouest, Joe 3-16-02, 7-11 & 15-02	DA041,DA045, DA047p
Schouest, J30	The oil runs to the buoy, through the elevated hoses to hoses that float on the surface to the ship.		Schouest, Joe 3-16-02, 7-11 & 15-02	DA041,DA045, DA047p
Schouest, J31	Tensioning the chain from the ship to the buoy.		Schouest, Joe 3-16-02, 7-11 & 15-02	DA041,DA045, DA047p
Schouest, J32	Chains hold the buoy like a spider web radiating out 200 ft anchored to the sea bed.		Schouest, Joe 3-16-02, 7-11 & 15-02	DA041,DA045, DA047p
Schouest, J33	Tensioning the buoy chain, 1965 Muscat, Saudia Arabia.	1965	Schouest, Joe 3-16-02, 7-11 & 15-02	DA041,DA045, DA047p
Schouest, J34	Installing the ball on the buoy chain, Muscat, Saudia Arabia.	1965	Schouest, Joe 3-16-02, 7-11 & 15-02	DA041,DA045, DA047p
Schouest, J35	View of the buoy anchored off Muscat, Saudia Arabia.		Schouest, Joe 3-16-02, 7-11 & 15-02	DA041,DA045, DA047p
Schouest, J36	View of the pipeline laying barge they were working off of.		Schouest, Joe 3-16-02, 7-11 & 15-02	DA041,DA045, DA047p
Schouest, J37	Unhooking and unflanging the hose to the buoy.		Schouest, Joe 3-16-02, 7-11 & 15-02	DA041,DA045, DA047p
Schouest, J38	Repairing the dredge, with the cables or "bridles".		Schouest, Joe 3-16-02, 7-11 & 15-02	DA041,DA045, DA047p
Schouest, J39	The jets with 1,000 lbs PSI that hold the pipe steady as it's laid on the sea floor.		Schouest, Joe 3-16-02, 7-11 & 15-02	DA041,DA045, DA047p
Schouest, J40	The cable is holding the dredge, with the jet nozzles on, just idling.		Schouest, Joe 3-16-02, 7-11 & 15-02	DA041,DA045, DA047p
Schouest, J41	The dredge with jet nozzles raised up hanging over the back of the barge.		Schouest, Joe 3-16-02, 7-11 & 15-02	DA041,DA045, DA047p
Schouest, J42	The rollers provide pressure readings letting topside know if the pipe is laying straight or crooked.		Schouest, Joe 3-16-02, 7-11 & 15-02	DA041,DA045, DA047p
Schouest, J43	The dredge lowered into the water, dredging.		Schouest, Joe 3-16-02, 7-11 & 15-	DA041,DA045,

Name	Photo Description	Photo Date	File Name(s) of Interview(s)	Interview Number(s)
			02	DA047p
Schouest, J44	The pipelaying harness on pontoons.		Schouest, Joe 3-16-02, 7-11 & 15-02	DA041,DA045, DA047p
Schouest, J45	View of the dredge off the back of the barge.		Schouest, Joe 3-16-02, 7-11 & 15-02	DA041,DA045, DA047p
Schouest, J46	Closeup of the jet nozzles that hold the pipe in a water cushion as its being laid.		Schouest, Joe 3-16-02, 7-11 & 15-02	DA041,DA045, DA047p
Schouest, J47	The dredge sucks the water out of the ditch and spits it out the two pipes.		Schouest, Joe 3-16-02, 7-11 & 15-02	DA041,DA045, DA047p
Schouest, J48	The dredging system is held up by cables and this A-frame.		Schouest, Joe 3-16-02, 7-11 & 15-02	DA041,DA045, DA047p
Schouest, J49	The ditch-making dredge at work.		Schouest, Joe 3-16-02, 7-11 & 15-02	DA041,DA045, DA047p
Schouest, J50	Picture showing the scale of the dredging machine.		Schouest, Joe 3-16-02, 7-11 & 15-02	DA041,DA045, DA047p
Schouest, J51	Dredge coming on deck to secure for tow.		Schouest, Joe 3-16-02, 7-11 & 15-02	DA041,DA045, DA047p
Schouest, J52	Dredge coming on deck to secure for tow.		Schouest, Joe 3-16-02, 7-11 & 15-02	DA041,DA045, DA047p
Schouest, J53	Dredge backing up to platform to get on pipeline and start dredging		Schouest, Joe 3-16-02, 7-11 & 15-02	DA041,DA045, DA047p
Schouest, J54	Flat plates are the suction; see rope that's been picked up; driver starts at suction and swims back to check how much ditch they are making		Schouest, Joe 3-16-02, 7-11 & 15-02	DA041,DA045, DA047p
Schouest, J55	A closeup of the jet nozzles that hold the pipe steady as it is lowered to the sea floor. Bottom of suction, can suck up a bus tire.		Schouest, Joe 3-16-02, 7-11 & 15-02	DA041,DA045, DA047p
Schouest, J56	Dredge with new system with flexible hoses to machine; hoses around a spool		Schouest, Joe 3-16-02, 7-11 & 15-02	DA041,DA045, DA047p
Schouest, J57	Closeup of the suction part of the dredge, hoses hanging down; water through hoses to give presure, others for suction		Schouest, Joe 3-16-02, 7-11 & 15-02	DA041,DA045, DA047p
Schouest, J58	Diver on a pontoon; pipeline lays between pontoons; "blowing the pontoon"		Schouest, Joe 3-16-02, 7-11 & 15-02	DA041,DA045, DA047p
Schouest, J59	Guy working on the dredge		Schouest, Joe 3-16-02, 7-11 & 15-02	DA041,DA045, DA047p
Schouest, J60	Platform in the North Sea		Schouest, Joe 3-16-02, 7-11 & 15-02	DA041,DA045, DA047p

Name	Photo Description	Photo Date	File Name(s) of Interview(s)	Interview Number(s)
Schouest, J61	Close up of legs on platform in the North Sea		Schouest, Joe 3-16-02, 7-11 & 15-02	DA041,DA045, DA047p
Schouest, J62	Diver wearing Kirby Morgan KMB mask; holding down line; tied of to where dier will be working		Schouest, Joe 3-16-02, 7-11 & 15-02	DA041,DA045, DA047p
Schouest, J63	Diver fitting out, wearing a Desco maks; weight belt with probably 40-50 lbs		Schouest, Joe 3-16-02, 7-11 & 15-02	DA041,DA045, DA047p
Schouest, J64	Diver getting ready to dress out		Schouest, Joe 3-16-02, 7-11 & 15-02	DA041,DA045, DA047p
Schouest, J65	Ed Rivet - English diver, putting on Desco mask, used to be Joe Schouest's tender; became a Taylor diver		Schouest, Joe 3-16-02, 7-11 & 15-02	DA041,DA045, DA047p
Schouest, J66	Ed with Ike Light; divers carried it		Schouest, Joe 3-16-02, 7-11 & 15-02	DA041,DA045, DA047p
Schouest, J67	Ed getting ready to jump		Schouest, Joe 3-16-02, 7-11 & 15-02	DA041,DA045, DA047p
Schouest, J68	Ed coming pu ladder, has light with him		Schouest, Joe 3-16-02, 7-11 & 15-02	DA041,DA045, DA047p
Schouest, J69	Diver taking off weight belt		Schouest, Joe 3-16-02, 7-11 & 15-02	DA041,DA045, DA047p
Schouest, J70	Repairing pipeline, buckle; cut it off at the bottom, weld on flange; welders built stage on the sie of the barge to get to the pipeline to work on it		Schouest, Joe 3-16-02, 7-11 & 15-02	DA041,DA045, DA047p
Schouest, J71	Welders had welded the pipe; they are doping the pipe		Schouest, Joe 3-16-02, 7-11 & 15-02	DA041,DA045, DA047p
Schouest, J72	Setting a riser.		Schouest, Joe 3-16-02, 7-11 & 15-02	DA041,DA045, DA047p
Schouest, J73	Clamp on left side, pipeling to set in it		Schouest, Joe 3-16-02, 7-11 & 15-02	DA041,DA045, DA047p
Schouest, J74	Getting ready to set a riser on a length of pipe before laying it on the sea floor. Laying the pipe in 5-6 ft seas.		Schouest, Joe 3-16-02, 7-11 & 15-02	DA041,DA045, DA047p
Schouest, J75	Diver jumping over, swim to bottom of pipe at new brace to line it up and set it in all the clamps		Schouest, Joe 3-16-02, 7-11 & 15-02	DA041,DA045, DA047p
Schouest, J76	Riser that will swing over with crane holding it up.		Schouest, Joe 3-16-02, 7-11 & 15-02	DA041,DA045, DA047p
Schouest, J77	Platform with pilings angled; barge can't get up close; transfer back and forth with cargo net.		Schouest, Joe 3-16-02, 7-11 & 15-02	DA041,DA045, DA047p
Schouest, J78	Barge working topside		Schouest, Joe 3-16-02, 7-11 & 15-	DA041,DA045,

Name	Photo Description	Photo Date	File Name(s) of Interview(s)	Interview Number(s)
			02	DA047p
Schouest, J79	Crane with chain, chain hooked to the first davit		Schouest, Joe 3-16-02, 7-11 & 15-02	DA041,DA045, DA047p
Schouest, J80	Pipeline being laid, when get to the bottom will weld riser		Schouest, Joe 3-16-02, 7-11 & 15-02	DA041,DA045, DA047p
Schouest, J81	Riser; end will be welded to end of pipe.		Schouest, Joe 3-16-02, 7-11 & 15-02	DA041,DA045, DA047p
Schouest, J82	Getting read to swing riser down to meet pipeline, hanging off barge		Schouest, Joe 3-16-02, 7-11 & 15-02	DA041,DA045, DA047p
Schouest, J83	End of riser, will be welded onto pipeline		Schouest, Joe 3-16-02, 7-11 & 15-02	DA041,DA045, DA047p
Schouest, J84	Pipeline laying on deck		Schouest, Joe 3-16-02, 7-11 & 15-02	DA041,DA045, DA047p
Schouest, J85	On deck, helicopter landing		Schouest, Joe 3-16-02, 7-11 & 15-02	DA041,DA045, DA047p
Schouest, J86	Close-up of riser with flange		Schouest, Joe 3-16-02, 7-11 & 15-02	DA041,DA045, DA047p
Schouest, J87	Close-up of nuts with coffee cup; about 20 inch line		Schouest, Joe 3-16-02, 7-11 & 15-02	DA041,DA045, DA047p
Schouest, J88	Flange; divers have to line flanges up so holes match so they can get bolts through		Schouest, Joe 3-16-02, 7-11 & 15-02	DA041,DA045, DA047p
Schouest, J89	Davits with pipeline underwater; not sea has just enough swells to cause pipeline to move		Schouest, Joe 3-16-02, 7-11 & 15-02	DA041,DA045, DA047p
Schouest, J90	Platform with guard running around it to protect it		Schouest, Joe 3-16-02, 7-11 & 15-02	DA041,DA045, DA047p
Schouest, J91	Jewfish speared by Joe Schouest and other divers	1958	Schouest, Joe 3-16-02, 7-11 & 15-02	DA041,DA045, DA047p
Schouest, J92	Two young guys with reef shark		Schouest, Joe 3-16-02, 7-11 & 15-02	DA041,DA045, DA047p
Schouest, J93	One guy cutting the jawbone out (were going to dump overboard)		Schouest, Joe 3-16-02, 7-11 & 15-02	DA041,DA045, DA047p
Schouest, J94	Phone diving superintendent used to talk to divers		Schouest, Joe 3-16-02, 7-11 & 15-02	DA041,DA045, DA047p
Schouest, J95	Inside of saturation chamber		Schouest, Joe 3-16-02, 7-11 & 15-02	DA041,DA045, DA047p
Schouest, J96	Joe Schouest in control house, doghouse, where all gauges and valves were		Schouest, Joe 3-16-02, 7-11 & 15-02	DA041,DA045, DA047p

Name	Photo Description	Photo Date	File Name(s) of Interview(s)	Interview Number(s)
Schouest, J97	Tracks inside big house, track decompression chamber and bell		Schouest, Joe 3-16-02, 7-11 & 15-02	DA041,DA045, DA047p
Schouest, J98	Other half of doghouse; valves and reading and scrubber to tell percent of atmosphere going to divers; radio on shelf in front		Schouest, Joe 3-16-02, 7-11 & 15-02	DA041,DA045, DA047p
Schouest, J99	Bell off lower right edge; chamber at upper right edge; divers crawl out of chamber through tunnel to diving bell		Schouest, Joe 3-16-02, 7-11 & 15-02	DA041,DA045, DA047p
Shea, J01-47	No information available.			
Shivers, R01	Ranger, Texas building an oak rig as part of a museum exhibit, "oil derrick circa 1918".	1998	Shivers, Robert 1-12-02, 1-12-02	AG047p, AG048
Shivers, R02	The completed wood rig, Robert (64) and his brother (79) built the museum exhibit in four days.	1998	Shivers, Robert 1-12-02, 1-12-02	AG047p, AG048
Shivers, R03	Standard rig with 12 ft band wheel used to run a rope pulley.	1948	Shivers, Robert 1-12-02, 1-12-02	AG047p, AG048
Shivers, R04	The wife of Henry Burden, with the deck of the production platform taken apart, on the Rio Bravo field. (missing photo?)	1948	Shivers, Robert 1-12-02, 1-12-02	AG047p, AG048
Shivers, R05	Robert worked as a roustabout.	1948	Shivers, Robert 1-12-02, 1-12-02	AG047p, AG048
Shivers, R06	View of a pump station for the American Republic.	1949	Shivers, Robert 1-12-02, 1-12-02	AG047p, AG048
Shivers, R07	View of the derricks.	1920's	Shivers, Robert 1-12-02, 1-12-02	AG047p, AG048
Shivers, R08	Roustabout crew Robert Shivers and Mr. Huffier to left, working for Gulf Oil.	1948	Shivers, Robert 1-12-02, 1-12-02	AG047p, AG048
Shivers, R09	The American Republic oil field with 120 ft derricks in the background, Mr Davis on the right.. (missing photo?)	1920's	Shivers, Robert 1-12-02, 1-12-02	AG047p, AG048
Shivers, R10	Robert 's grandfather, William Gilbert Shivers, "Pa", to the right, with a crew cutting wood to build a derrick.	1920's	Shivers, Robert 1-12-02, 1-12-02	AG047p, AG048
Shivers, R11	In Saratoga, William G. Shivers, Robert Shivers' grandfather, sitting in the derrick.	1920's	Shivers, Robert 1-12-02, 1-12-02	AG047p, AG048
Shivers, R12	Course Hill, Texas, main street, where Robert was born.	1929	Shivers, Robert 1-12-02, 1-12-02	AG047p, AG048
Shivers, R13	Front end of a pumping unit, Robert Shivers, left .	1948	Shivers, Robert 1-12-02, 1-12-02	AG047p, AG048
Shivers, R14	St David valley, long range view from Atlantic Company derrick, showing Sinclair Co. field, Orange Texas field.	1920's	Shivers, Robert 1-12-02, 1-12-02	AG047p, AG048
Shivers, R15	Derrick built in Florida, for Sinclair Company.	1925	Shivers, Robert 1-12-02, 1-12-02	AG047p, AG048
Shivers, R16	Robert Shivers built this rig suitable to drill on the coast, but not for drilling in rock.	1970's	Shivers, Robert 1-12-02, 1-12-02	AG047p, AG048
Shivers, R17	Robert Shivers, grandfather, William G. Shivers, main street of Saratoga, Texas.	late 1940's	Shivers, Robert 1-12-02, 1-12-02	AG047p, AG048

Name	Photo Description	Photo Date	File Name(s) of Interview(s)	Interview Number(s)
Shivers, R18	In a cemetery on a gravel lease, fattening up cattle.	1920's	Shivers, Robert 1-12-02, 1-12-02	AG047p, AG048
Shivers, R19	Robert Shivers operating a water rig.	1960's	Shivers, Robert 1-12-02, 1-12-02	AG047p, AG048
Shivers, R20	Robert Shivers was part owner of this company with three workboats.	1961	Shivers, Robert 1-12-02, 1-12-02	AG047p, AG048
Shivers, R21	Small house built for Joe Hendricks and his wife, who worked for the Shivers'.	1960's	Shivers, Robert 1-12-02, 1-12-02	AG047p, AG048
Shivers, R22	Robert Shivers oldest son, with a PhD in mechanical engineering, standing in front of a Texaco platform he was repairing, Rangers, Texas.	1990's	Shivers, Robert 1-12-02, 1-12-02	AG047p, AG048
Shivers, R23	A wooden derrick Robert Shivers made when he was 67 years old.	1996	Shivers, Robert 1-12-02, 1-12-02	AG047p, AG048
Shivers, R24	View from the water tower Robert Shivers' dad had a contract to build, in Sarah Lee, Texas.	1941	Shivers, Robert 1-12-02, 1-12-02	AG047p, AG048
Shivers, R25	Main street in Ranger, Texas with the Home State Bank building.	1941	Shivers, Robert 1-12-02, 1-12-02	AG047p, AG048
Shivers, R26	Group portrait of a roustabout gang with Robert Shivers dad, front center with his legs crossed and wearing high top boots.	1919	Shivers, Robert 1-12-02, 1-12-02	AG047p, AG048
Shivers, R27	The Brin brothers, Primrose Petroleum Co. brought in a gusher in Gladewater, Texas.	1931	Shivers, Robert 1-12-02, 1-12-02	AG047p, AG048
Shivers, R28	Robert Shivers, the great grandfather of Robert, who fought in the Civil War 1861-1865, then came back to Texas.	1935	Shivers, Robert 1-12-02, 1-12-02	AG047p, AG048
Shivers, R29	Robert Shivers' parents.	1952	Shivers, Robert 1-12-02, 1-12-02	AG047p, AG048
Shivers, R30	Robert Shivers' dad in World War I.	1918	Shivers, Robert 1-12-02, 1-12-02	AG047p, AG048
Shivers, R31	Goose Creek oil field, renamed Baytown, Texas.	1940's	Shivers, Robert 1-12-02, 1-12-02	AG047p, AG048
Smith, R01	A salvaged leg from an oil Rig platform.		Smith, Roy 10-10-02	DA066
Smith, R02	Main salvage boat for Seas Engineering, a surplus Navy boat.		Smith, Roy 10-10-02	DA066
Smith, R03	Seas Engineering contracted salvage work with Humble, Roy Smith was the dive master.		Smith, Roy 10-10-02	DA066
Smith, R04	Seas Engineering ship that exploded, being salvaged.		Smith, Roy 10-10-02	DA066
Smith, R05	Another view of the damage to the ship.		Smith, Roy 10-10-02	DA066
Smith, R06	On board the ship being salvaged.		Smith, Roy 10-10-02	DA066
Smith, R07	The Salem Maritime, salvaged from Lake Charles by Roy Smith and associates.		Smith, Roy 10-10-02	DA066
Smith, R08	The Captain, Roy Smith in the middle, his nephew on the right, all standing in front of the salvaged Salem Maritime.		Smith, Roy 10-10-02	DA066

Name	Photo Description	Photo Date	File Name(s) of Interview(s)	Interview Number(s)
Smith, R09	Working on the salvage Salem Maritime		Smith, Roy 10-10-02	DA066
Smith, R10	Climbing down to inspect the hold on the damaged ship.		Smith, Roy 10-10-02	DA066
Smith, R11	Seas Engineering purchased two barges for salvage and repair.		Smith, Roy 10-10-02	DA066
Smith, R12	Pumping the water out of the salvaged barge.		Smith, Roy 10-10-02	DA066
Smith, R13	Sometimes there's a fuel tank that could be filled with air for flotation.		Smith, Roy 10-10-02	DA066
Smith, R14	A side view of the salvaged barge.		Smith, Roy 10-10-02	DA066
Smith, R15	Roy Smith in diving gear salvaging pieces of the Salem Maritime.		Smith, Roy 10-10-02	DA066
Smith, R16	A sunk drydock with pumping air to raise it.		Smith, Roy 10-10-02	DA066
Smith, R17	Distant view of the dry dock being pumped to the surface.		Smith, Roy 10-10-02	DA066
Smith, R18	The dry dock rising to the surface.		Smith, Roy 10-10-02	DA066
Smith, R19	Two barges in the foreground that were salvaged after exploding and sinking.		Smith, Roy 10-10-02	DA066
Smith, R20	A Halliburton boat that sunk next to the rig, being pumped full of air to rise.		Smith, Roy 10-10-02	DA066
Smith, R21	The Halliburton boat being turned upright for towing.		Smith, Roy 10-10-02	DA066
Smith, R22	Halliburton boat that sank, being floated for salvage.		Smith, Roy 10-10-02	DA066
Smith, R23	A salvage workboat for Halliburton.		Smith, Roy 10-10-02	DA066
Smith, R24	Salvage pontoons made from discarded chemical tanks.		Smith, Roy 10-10-02	DA066
Smith, R25	Diver and tender on board the Halliburton salvage workboat.		Smith, Roy 10-10-02	DA066
Smith, R26	Platform in the background with Humble crew boat. Roy Smith was captain.		Smith, Roy 10-10-02	DA066
Smith, R27	An 80 ft workboat Roy Smith was captain and diver, salvage master.		Smith, Roy 10-10-02	DA066
Smith, R28	Steel oil rig platform.		Smith, Roy 10-10-02	DA066
Smith, R29	Spear fishing offshore using boats and lines.		Smith, Roy 10-10-02	DA066
Smith, R30	Weighing the fish caught offshore.		Smith, Roy 10-10-02	DA066
Smith, R31	A 350 lb fish caught off an oil derrick.		Smith, Roy 10-10-02	DA066
Smith, R32	Diver with fish caught off an oil rig.		Smith, Roy 10-10-02	DA066
Smith, R33	Diver Roy Smith receiving a check from the AcuDandy magazine.		Smith, Roy 10-10-02	DA066
Smith, R34	Roy Smith (in wheelchair), Joe Sanford (on right) in Washington with Anita Fabre (left) at event for the President's Committee for the Handicapped		Smith, Roy 10-10-02	DA066

Name	Photo Description	Photo Date	File Name(s) of Interview(s)	Interview Number(s)
Utley, M01	Interior - land mud logging unit		Utley, Merrill and Merrill 1-24-05	JLS06
Utley, M02	Interior - land mud logging unit		Utley, Merrill and Merrill 1-24-05	JLS06
Utley, M03	Interior - land mud logging unit		Utley, Merrill and Merrill 1-24-05	JLS06
Utley, M04	Interior - bunks in rear of land mud logging unit		Utley, Merrill and Merrill 1-24-05	JLS06
Utley, M05	Land mud logging unit	1960s	Utley, Merrill and Merrill 1-24-05	JLS06
Utley, M06	Mud log	1960	Utley, Merrill and Merrill 1-24-05	JLS06
Utley, M07	Chromatograph chart		Utley, Merrill and Merrill 1-24-05	JLS06
Utley, M08	Chromatograph chart		Utley, Merrill and Merrill 1-24-05	JLS06
Utley, M09	Monitor chart		Utley, Merrill and Merrill 1-24-05	JLS06
Utley, M10	Chromatograph chart		Utley, Merrill and Merrill 1-24-05	JLS06
Utley, M11	Chromatograph chart		Utley, Merrill and Merrill 1-24-05	JLS06
Utley, M12	Gas detection hookups (Caddygraph?)		Utley, Merrill and Merrill 1-24-05	JLS06
Utley, M13	Description, Caddygraph gas detection system		Utley, Merrill and Merrill 1-24-05	JLS06
Utley, M14	Marsh rig - Phillips 66 Drilling Bage, J.P. Stephens (with float plane alongside)		Utley, Merrill and Merrill 1-24-05	JLS06
Utley, M15	Marsh rig - Phillips 66 Drilling Bage, J.P. Stephens		Utley, Merrill and Merrill 1-24-05	JLS06
Utley, M16	Land rid with mud logging unit to bottom left		Utley, Merrill and Merrill 1-24-05	JLS06
Utley, M17	Land rid with mud logging unit to bottom left		Utley, Merrill and Merrill 1-24-05	JLS06
Utley, M18	Drill Labs, Inc. Thibodaux, LA	1960s?	Utley, Merrill and Merrill 1-24-05	JLS06
Viator, K02	Shell Rig 4 included living accommodations.		Viator, Kenneth 4-30-01, 7-20-01	AG005, AG037p
Viator, K03	Taking the Kelly off to trip the pipe, Kenneth Viator to the left, with Pappy Dupre, center, and George Caisson, the motorman.		Viator, Kenneth 4-30-01, 7-20-01	AG005, AG037p
Viator, K04	Pulling pipe out the V-door, racking them back.		Viator, Kenneth 4-30-01, 7-20-01	AG005, AG037p
Viator, K05	Looking up at the derrick, pulling three lengths of pipe up to the top, disconnect them and rack them back.		Viator, Kenneth 4-30-01, 7-20-01	AG005, AG037p
Viator, K06	Drilling.		Viator, Kenneth 4-30-01, 7-20-01	AG005, AG037p
Viator, K07	The same rig, drilling with the Kelly on.		Viator, Kenneth 4-30-01, 7-20-01	AG005, AG037p
Viator, K08	Blowout preventers are specialized equipment. Kenneth Viator left, Louis Dupre, right.		Viator, Kenneth 4-30-01, 7-20-01	AG005, AG037p
Viator, K09	Leewood Mesh, the derrickman, tightening up the packing on the mud pumps.		Viator, Kenneth 4-30-01, 7-20-01	AG005, AG037p
Viator, K10	Looking up the derrick along a monkeyboard full of pipe.		Viator, Kenneth 4-30-01, 7-20-01	AG005, AG037p

Name	Photo Description	Photo Date	File Name(s) of Interview(s)	Interview Number(s)
Viator, K11	Kenneth on the lead tongs fixing to break the joint of pipe to keep tripping it so it can be racked on this side of the photo.		Viator, Kenneth 4-30-01, 7-20-01	AG005, AG037p
Viator, K12	A driller who worked with Kenneth at Shell, drilling.		Viator, Kenneth 4-30-01, 7-20-01	AG005, AG037p
Viator, K13	The driller tripping the pipe, Kenneth waiting to get to the next stand to break off, with the motorman.		Viator, Kenneth 4-30-01, 7-20-01	AG005, AG037p
Viator, K14	A jackknife rig on a floating barge, for Louisiana Delta Offshore, drilling for Shell.		Viator, Kenneth 4-30-01, 7-20-01	AG005, AG037p
Viator, K15	On the left, unhooking the tongs to get ready to make a pipe connection.		Viator, Kenneth 4-30-01, 7-20-01	AG005, AG037p
Viator, K16	Throwing chain, Kenneth Viator, right, and Jerry Salters.		Viator, Kenneth 4-30-01, 7-20-01	AG005, AG037p
Viator, K17	Just made a connection with two pieces of pipe, pulling the slips by hand that hold the pipe in place.		Viator, Kenneth 4-30-01, 7-20-01	AG005, AG037p
Viator, K18	Crew boat the Viator family had built in 1963 for offshore work.		Viator, Kenneth 4-30-01, 7-20-01	AG005, AG037p
Viator, K19	The same boat in the water.		Viator, Kenneth 4-30-01, 7-20-01	AG005, AG037p
Viator, K20	The Louisiana Delta rig, tripping the pipe in the derrick coming out of the hole.		Viator, Kenneth 4-30-01, 7-20-01	AG005, AG037p
Viator, K21	On the Louisiana Delta rig holding the manual slips.		Viator, Kenneth 4-30-01, 7-20-01	AG005, AG037p
Viator, K22	Throwing the chain as the pipe goes in the hole, on the Louisiana Delta rig.		Viator, Kenneth 4-30-01, 7-20-01	AG005, AG037p
Viator, K23	The Louisiana Delta, a jackknife Rig, showing living quarters, helicopter pad and pontoon legs.		Viator, Kenneth 4-30-01, 7-20-01	AG005, AG037p
Vining, L01	Laurie Vining with pirogue he built		Vining, Laurie 1-21-05, 1-22-05	CL004, DA137
Vining, L02	Laurie Vining certificate for completion of radar training course	1972	Vining, Laurie 1-21-05, 1-22-05	CL004, DA137
Vining, L03	Laurie Vining write-up by Transworld Drilling Company		Vining, Laurie 1-21-05, 1-22-05	CL004, DA137
Vining, L04	US Coast Guard Mariner's License	1960	Vining, Laurie 1-21-05, 1-22-05	CL004, DA137
Vining, L05	Back of US Coast Guard Mariner's License	1960	Vining, Laurie 1-21-05, 1-22-05	CL004, DA137
Vining, L06	US Coast Guard Mariner's License	1942	Vining, Laurie 1-21-05, 1-22-05	CL004, DA137
Wurzlow, P01	Board road to inland rig		Wurzlow, Peggy 7-16-03	JP004
Wurzlow, P02	Men on drilling rig		Wurzlow, Peggy 7-16-03	JP004
Wurzlow, P03	Crew in front of derrick		Wurzlow, Peggy 7-16-03	JP004
Wurzlow, P04	Mrs. Wurzlow and oil storage tank		Wurzlow, Peggy 7-16-03	JP004

4. GIFT OF PHOTOGRAPHS RELEASE FORM

Gift of Photographs

For the Project *History of the Offshore Oil and Gas Industry and its Effects on Louisiana*
(Hereafter the *History Project*)

The History project has received from:

Donor's name: _____

Address: _____

digital copies of a set of _____ photographs on _____. I do hereby give the History Project the rights to place these photographs in archive, and to open the digital copies to unrestricted scholarly, educational and public use. Legal title of these digital copies is hereby transferred to the University of Louisiana Lafayette, Louisiana State University, Nicholls State University, the University of Houston, or some combination thereof.

(signature of donor)

(date)

Interviewer: _____

Place of Interview: _____



The Department of the Interior Mission

As the Nation's principal conservation agency, the Department of the Interior has responsibility for most of our nationally owned public lands and natural resources. This includes fostering sound use of our land and water resources; protecting our fish, wildlife, and biological diversity; preserving the environmental and cultural values of our national parks and historical places; and providing for the enjoyment of life through outdoor recreation. The Department assesses our energy and mineral resources and works to ensure that their development is in the best interests of all our people by encouraging stewardship and citizen participation in their care. The Department also has a major responsibility for American Indian reservation communities and for people who live in island territories under U.S. administration.



The Minerals Management Service Mission

As a bureau of the Department of the Interior, the Minerals Management Service's (MMS) primary responsibilities are to manage the mineral resources located on the Nation's Outer Continental Shelf (OCS), collect revenue from the Federal OCS and onshore Federal and Indian lands, and distribute those revenues.

Moreover, in working to meet its responsibilities, the **Offshore Minerals Management Program** administers the OCS competitive leasing program and oversees the safe and environmentally sound exploration and production of our Nation's offshore natural gas, oil and other mineral resources. The MMS **Minerals Revenue Management** meets its responsibilities by ensuring the efficient, timely and accurate collection and disbursement of revenue from mineral leasing and production due to Indian tribes and allottees, States and the U.S. Treasury.

The MMS strives to fulfill its responsibilities through the general guiding principles of: (1) being responsive to the public's concerns and interests by maintaining a dialogue with all potentially affected parties and (2) carrying out its programs with an emphasis on working to enhance the quality of life for all Americans by lending MMS assistance and expertise to economic development and environmental protection.