




 South-central California Coast Steelhead Critical Habitat

 County Boundary

South-central California Coast Steelhead Distinct Population Segment (DPS)

 Accessible - DPS Boundary

 Historical Watershed: Anthropogenically Blocked



See Federal Register Notice for detailed description of critical habitat (70 FR 52488)

DOC-NOAA Fisheries-West Coast Region