

NORTH TEXAS BASKETBALL

18 CONFERENCE CHAMPIONSHIPS • 1988, 2007, 2010 NCAA TOURNAMENT

Justin Glover • Asst. Director Communications • Office: 940.369.8548 • Cell: 940.783.8743 • justin.glover@unt.edu

2016-17 SCHEDULE

NOVEMBER

| | | |
|----|-----------------------|----------|
| 11 | Sul Ross State | W, 85-77 |
| 15 | at Texas Tech (FSSW+) | L, 70-43 |
| 20 | Drexel | L, 83-62 |
| 23 | at Rutgers (BTN+) | L, 66-53 |
| 25 | Niagara | W, 80-71 |
| 27 | Hartford | 1 p.m. |

30 Texas College (DISD game) 11:30 a.m.

DECEMBER

| | | |
|----|----------------------|-----------|
| 3 | UTA | 2 p.m. |
| 8 | Delaware State | 7 p.m. |
| 17 | at Sam Houston State | 6:30 p.m. |
| 20 | Southeastern LA | 7 p.m. |
| 22 | San Diego | 7 p.m. |
| 31 | at Charlotte* | 11 a.m. |

JANUARY

| | | |
|----|-------------------|--------|
| 2 | at Old Dominion* | 4 p.m. |
| 5 | UAB* (ESPN3) | 7 p.m. |
| 7 | Middle Tennessee* | 2 p.m. |
| 14 | at Rice* | 2 p.m. |
| 19 | at Southern Miss* | 7 p.m. |
| 21 | at LA Tech* | 6 p.m. |
| 26 | Charlotte* | 7 p.m. |
| 28 | Old Dominion* | 2 p.m. |

FEBRUARY

| | | |
|----|---------------------|--------|
| 4 | Rice* | 2 p.m. |
| 9 | at FAU* | 6 p.m. |
| 11 | at FIU* | 6 p.m. |
| 16 | UTEP* (BeIN SPORTS) | 7 p.m. |
| 18 | UTSA* (ESPN3) | 2 p.m. |
| 23 | LA Tech* | 7 p.m. |
| 25 | Southern Miss* | 2 p.m. |

MARCH

| | | |
|---|----------------------|--------|
| 2 | at Western Kentucky* | 7 p.m. |
| 4 | at Marshall* | 6 p.m. |

8-11 Conference USA Tournament %

* Conference USA league game

% C-USA Tournament (Birmingham, Ala.)

All times Central

GAME 6 - VS. HARTFORD



Hartford (1-5) vs. North Texas (2-3)

Sunday, November 27, 2016 • 1:00 p.m.

Denton, TX • The Super Pit (10,500)


Radio: MGRN - 88.1 KNTU-FM, 95.3 KHYI-FM

Dave Barnett (PxP), Hank Dickenson (Color)

Live Stats: MeanGreenstats.com

TV: Conference USA TV (\$)

Series: North Texas leads the all-time series with a 1-0 record



NORTH TEXAS PROJECTED STARTERS



RICKEY BRICE JR.

Sophomore Center
Arlington, TX



DERAIL GREEN

Graduate Forward
Houston, TX



DECKIE JOHNSON

Senior Guard
Memphis, TN



JA'MICHAEL BROWN

Sophomore Guard
Raceland, LA



J-MYCHAL REESE

Senior Guard
Bryan, TX

| | | | | | | | | | |
|------|------|------|------|------|------|------|------|------|-------|
| PPG | 6.4 | PPG | 4.2 | PPG | 14.0 | PPG | 6.4 | PPG | 9.8 |
| RPG | 5.4 | RPG | 3.6 | RPG | 3.8 | RPG | 2.0 | RPG | 3.5 |
| APG | 0.0 | APG | 1.0 | APG | 2.4 | APG | 0.8 | APG | 4.5 |
| FG% | .464 | FG% | .250 | FG% | .409 | FG% | .387 | FG% | .371 |
| 3FG% | .000 | 3FG% | .158 | 3FG% | .308 | 3FG% | .333 | 3FG% | .500 |
| FT% | .600 | FT% | .571 | FT% | .867 | FT% | .333 | FT% | 1.000 |

COACHING STAFF

- Head Coach: Tony Benford
Entering fifth year at NT (56-75 Record)
Overall (Same)
- Associate Head Coach: Rob Evans
- Asst. Coaches: David Anwar, Dan O'Dowd
- Director of Operations: Todd Shelton
- Strength Coach: Chris Seroka

PRONUNCIATION GUIDE

- 3 Ja'Michael Brown • J-AH michael
- 52 J-Mychal Reese • JAY michael
- 11 Derail Green • DAH-RELL
- 5 Allante Holston • Hole-ston
- 50 Shane Temara • TAH-Mara

QUICK FACTS

Location: Denton, Texas
 Founded: 1890
 Enrollment: 36,168
 Nickname: Mean Green
 Colors: Green and White
 Home Arena: The Super Pit (10,500)
 Conference: Conference USA
 Program All-Time Record: 1,119-1,270-1
 Program founded: 1916-17 (99th season)

↳ Numerical Roster

| Name | No. | Ht. | Wt. | Cl. | Pos. | Exp. | Hometown | Previous School |
|--------------------|-----|------|-----|-------|------|------|---------------------|------------------------------|
| Ryan Woolridge | 0 | 6-3 | 175 | Fr. | G | TR | Mansfield, TX | San Diego |
| Jeremy Combs | 1 | 6-7 | 215 | Jr. | F | 2L | Dallas | Carter HS |
| Greg White-Pittman | 2 | 6-2 | 205 | Jr. | G | 2L | New Orleans | Holy Cross |
| Ja'Michael Brown | 3 | 5-11 | 180 | So. | G | 1L | Raceland, LA | Pro-Vison Academy |
| Keith Frazier | 4 | 6-5 | 190 | Sr. | G | TR | Dallas | SMU |
| Allante Holston | 5 | 6-7 | 190 | So. | G | 1L | Capitol Heights, MD | Clinton Christian School |
| Deckie Johnson | 10 | 6-4 | 180 | Sr. | G | 1L | Memphis | Angelina College |
| Derail Green | 11 | 6-7 | 215 | Grad. | F | TR | Houston | Incarnate Word/Wichita State |
| A.J. Lawson | 12 | 6-5 | 190 | Fr. | G | HS | Bryan, TX | Bryan HS |
| Bryce Jackson | 14 | 6-6 | 203 | Jr. | F | TR | Keller, TX | New Orleans |
| Khalil Fuller | 22 | 6-8 | 260 | So. | F | 1L | Moreno Valley, CA | Rancho Verde HS |
| Rickey Brice Jr. | 23 | 7-1 | 260 | So. | C | 1L | Arlington | Pantego Christian HS |
| Jacob Gross | 24 | 6-4 | 191 | R-Jr. | G | 2L | Sachse, TX | Sachse HS |
| Shane Temara | 50 | 6-9 | 225 | Jr. | F | TR | Syracuse, NY | Angelina College |
| J-Mychal Reese | 52 | 6-1 | 185 | Sr. | G | 1L | Bryan, TX | Texas A&M |
| DJ Draper | 55 | 5-10 | 160 | R-Fr. | G | HS | Bedford, TX | Birdville HS |

↳ Alphabetical Roster

| Name | No. | Ht. | Wt. | Cl. | Pos. | Exp. | Hometown | Previous School |
|--------------------|-----|------|-----|-------|------|------|---------------------|------------------------------|
| Rickey Brice Jr. | 23 | 7-1 | 260 | So. | C | 1L | Arlington | Pantego Christian HS |
| Ja'Michael Brown | 3 | 5-11 | 180 | So. | G | 1L | Raceland, LA | Pro-Vison Academy |
| Jeremy Combs | 1 | 6-7 | 215 | Jr. | F | 2L | Dallas | Carter HS |
| DJ Draper | 55 | 5-10 | 160 | R-Fr. | G | HS | Bedford, TX | Birdville HS |
| Keith Frazier | 4 | 6-5 | 190 | Sr. | G | TR | Dallas | SMU |
| Khalil Fuller | 22 | 6-8 | 260 | So. | F | 1L | Moreno Valley, CA | Rancho Verde HS |
| Derail Green | 11 | 6-7 | 220 | Grad. | F | TR | Houston | Incarnate Word/Wichita State |
| Jacob Gross | 24 | 6-4 | 191 | R-Jr. | G | 2L | Sachse, TX | Sachse HS |
| Allante Holston | 5 | 6-7 | 190 | So. | G | 1L | Capitol Heights, MD | Clinton Christian School |
| Bryce Jackson | 14 | 6-6 | 203 | Jr. | F | TR | Keller, TX | New Orleans |
| Deckie Johnson | 10 | 6-4 | 180 | Sr. | G | 1L | Memphis | Angelina College |
| A.J. Lawson | 12 | 6-5 | 190 | Fr. | G | HS | Bryan, TX | Bryan HS |
| J-Mychal Reese | 52 | 6-1 | 185 | Sr. | G | 1L | Bryan, TX | Texas A&M |
| Shane Temara | 50 | 6-9 | 225 | Jr. | F | TR | Syracuse, NY | Angelina College |
| Greg White-Pittman | 2 | 6-2 | 205 | Jr. | G | 2L | New Orleans | Holy Cross |
| Ryan Woolridge | 0 | 6-3 | 175 | Fr. | G | TR | Mansfield, TX | San Diego |

Staff

Head Coach: Tony Benford - Texas Tech, '92 (5th season)

Associate Head Coach: Rob Evans - New Mexico State, '68 (5th season)

Assistant Coaches: David Anwar - Fitchburg State, '98 (5th season), Dan O'Dowd - Bethany College, '86 (first season)

Director of Operations: Todd Shelton - Texas Wesleyan, '01 (second season)

Director of Strength & Conditioning: Chris Seroka - Southern Mississippi, '88 (17th season)

Athletic Trainer: E.J. Hairston - Greensboro College, '00 (7th season)

Communications Director: Justin Glover - Campbell University, '07 (second season)

INSIDE THE MATCHUP

- North Texas snapped a three-game losing streak with a 80-71 home win against Niagara on Nov. 25. Senior J-Mychal Reese led the team with 20 points and four assists. Freshman A.J. Lawson and senior Deckie Johnson each scored 15 points.
- This will be the second meeting between North Texas and Hartford. The first meeting came in Denton as the Mean Green won 105-97 on Dec. 8, 2007. North Texas had five players in double figures as Josh White scored 24 points and Ben Bell added 23. The Mean Green hit 14 three-pointers (fifth most in school history).
- The Hawks are 1-5 on the season and 1-2 in the Scarlet Knight Showcase earning a win against Niagara 82-78 in overtime on Nov. 15.
- Hartford has two players averaging double figures in Jalen Ross (22.5 points per game) and Jason Dunne (13.3 ppg). Ross has already hit 17 three-pointers and 36-for-43 from the foul line. Dunne has hit 13 from downtown and is second in rebounding at 5.7 per game.
- The Hawks come into the game having lost at Rutgers 77-75 on a last second basket. Hartford is 0-3 on the road this season.
- Rebounding could be the difference in the game. Hartford is losing the rebounding battle by 9.7 per game and their leading rebounder is John Carroll (6.2 per game).

TALE OF THE TAPE

| MEAN GREEN | | HAWKS |
|-------------------|----------------------|--------------|
| 64.6..... | PPG | 69.8 |
| -8.8..... | Margin..... | -8.7 |
| 39.9..... | FG% | 42.1 |
| 31.7..... | 3PT% | 35.8 |
| 67.6..... | FT% | 73.9 |
| -6.0..... | Rebound Margin | -9.7 |
| 11.4..... | Asst. Avg. | 12.3 |
| 15.4..... | TO Avg. | 15.2 |
| 5.2..... | Steals Avg | 6.5 |
| 3.0..... | Blocks Avg. | 2.3 |

NCAA Ranks

MEAN GREEN TEAM NOTES

Deckie Johnson Leading The Way In Scoring

- Senior guard Deckie Johnson has scored 70 points in five games (14.0 points per game) to lead the team in scoring. He has gone 26-for-30 from the free throw line (86.7 percent). Johnson scored 15 points with four rebounds against Niagara.

Stretch Forwards Starting To Pay Off

- Junior Shane Temara and graduate student Deraill Green are both contributing to the Mean Green success. Temara scored eight points and tied his season high with eight rebounds against Niagara. Green finished with eight points and eight rebounds.

J-Mychal Reese Dropping Dimes

- Since returning from an injury, senior J-Mychal Reese has picked up where he left off last season leading the team in assists. He has started the last four games and is averaging 4.5 assists per game (18 total). Reese led the team with 118 assists last season and dished out a career high nine at UTEP (1/3/16).

Chasing 1,000 Career Points

- Junior Jeremy Combs sits at 804 points after scoring 15 points against Drexel and is hoping to become the 22nd member of the North Texas 1,000 points club. Senior J-Mychal Reese scored a season high 20 points against Niagar and sits at 750 career points.

North Texas Career Scoring Club

| <u>Rk</u> | <u>Pts</u> | <u>Player</u> | <u>Years</u> |
|-----------|------------|------------------------|-------------------|
| 20 | 1,012 | Deon Hunter | 1986-89 |
| 21 | 1,002 | David Vasher | 1978-82 |
| 22 | 996 | Rubin Russell | 1965-67 |
| 23 | 990 | David Burns | 1962-65 |
| 24 | 968 | Delonte Taylor | 1980-82 |
| 25 | 954 | Pat Kelley | 1950-53 |
| 26 | 932 | George Odufuwa | 2009-11 |
| - | 804 | Jeremy Combs | 2014-Pres. |
| - | 750 | J-Mychal Reese* | 2015-Pres. |

*- Includes two-seasons at Texas-A&M

Mean Green Set For Scarlet Knight Showcase

- The North Texas men's basketball team started the multi-team tournament with a 83-62 loss against Drexel on Nov. 20. The Mean Green battled but lost at Rutgers 66-53 on Nov. 23 at

the Rutgers Athletic Center. The Mean Green defeated Niagara (80-71) and host Hartford to finish the tournament.

JUCO Transfer Temara Has Basketball Roots

- Junior Shane Temara from Syracuse, NY comes from a basketball family as his younger brother is a freshman basketball player at George Mason and his mother played for Syracuse. Their mother Christine Temara (Palombi) was inducted into the Orange Plus Hall of Fame in 1987, was a first team all-Big East selection her senior season.

Mean Green Add Two Recruits For 2017-18

- North Texas men's basketball head coach Tony Benford announced the signing of Zach Simmons (Cedar Hill, TX) and Amaad Wainright (Kansas City, MO) to National Letters of Intent. Simmons, 6-foot-9 forward, continues the trend of Texas native recruits to sign with coach Benford. According to TexasHoops.com, Simmons is ranked No. 91 in the state of Texas. Wainright, a 6-foot-4 guard, plays at Trinity Valley in Athens, TX and his brother is a senior guard at Baylor Ishmail Wainright. Wainright scored a career high 45 points in a five overtime win against Daytona State on Nov. 25.

North Texas Hoping For Home Success

-The Mean Green will have six home games at the Super Pit in the next seven contests to finish the non-conference schedule. North Texas took care of home court with a 80-71 win against Niagara. There is only one road game left at Southland conference favorite Sam Houston State (Dec. 17).

Two Transfers Set For Mid-December

- The Mean Green are still waiting word from the NCAA about waivers concerning senior Keith Frazier (SMU) and freshman Ryan Woolridge (San Diego). Final exams are completed by Dec. 15 so Frazier and Woolridge will be eligible for the Dec. 17 road game at Sam Houston State. Frazier, a former McDonalds all-america selection, averaged 11.9 points per game last season at SMU. Woolridge, a pass first point guard with electric speed, averaged 17.3 points and 6.3 assists per game at Lake Ridge High School.



O RYAN WOOLRIDGE
6-3 • 175 • SR • MANSFIELD, TX

LAST GAME: Transfer from San Diego ... Played high school basketball at Lake Ridge in Mansfield ... As a senior, averaged 17.3 points, 6.1 assists, 5.1 rebounds and 3.3 steals per game and was selected to compete in the Metroplex24 High School Basketball All-Star Game in 2015.

| GP | GS | Min | Avg | FG | FGA | Pct | 3FG | FGA | Pct | FT | FTA | Pct | Off | Def | Tot | Avg | PF | FO | A | TO | Blk | Stl | Pts | Avg |
|----|----|-----|------|----|-----|------|-----|-----|------|----|-----|------|-----|-----|-----|-----|----|----|---|----|-----|-----|-----|------|
| 3 | 3 | 83 | 27.7 | 11 | 18 | .611 | 0 | 1 | .000 | 11 | 21 | .524 | 5 | 11 | 16 | 5.3 | 10 | 0 | 1 | 14 | 2 | 2 | 33 | 11.0 |



1 JEREMY COMBS
6-7 • 215 • JR • DALLAS

LAST GAME: Scored a season-high 15 points with five rebounds against Drexel ... Went 7-for-9 from the free throw line ... Finished with nine points and four rebounds at Texas Tech ... Started the season opener and scored nine points off 3-of-4 from the field against Sul Ross State.

| GP | GS | Min | Avg | FG | FGA | Pct | 3FG | FGA | Pct | FT | FTA | Pct | Off | Def | Tot | Avg | PF | FO | A | TO | Blk | Stl | Pts | Avg |
|----|----|-----|------|----|-----|------|-----|-----|------|----|-----|------|-----|-----|-----|-----|----|----|---|----|-----|-----|-----|------|
| 3 | 3 | 83 | 27.7 | 11 | 18 | .611 | 0 | 1 | .000 | 11 | 21 | .524 | 5 | 11 | 16 | 5.3 | 10 | 0 | 1 | 14 | 2 | 2 | 33 | 11.0 |



2 GREG WHITE-PITTMAN
6-2 • 205 • JR • NEW ORLEANS, LA

LAST GAME: Played two minutes against Drexel and one minute at Texas Tech ... Played nine minutes in the season opener against Sul Ross State ... Went 1-for-2 from the free throw line.

| GP | GS | Min | Avg | FG | FGA | Pct | 3FG | FGA | Pct | FT | FTA | Pct | Off | Def | Tot | Avg | PF | FO | A | TO | Blk | Stl | Pts | Avg |
|----|----|-----|-----|----|-----|------|-----|-----|------|----|-----|------|-----|-----|-----|-----|----|----|---|----|-----|-----|-----|-----|
| 3 | 0 | 12 | 4.0 | 0 | 0 | .000 | 0 | 0 | .000 | 1 | 2 | .500 | 0 | 0 | 0 | 0.0 | 1 | 0 | 0 | 0 | 0 | 0 | 1 | 0.3 |



3 JA'MICHAEL BROWN
6-1 • 180 • SO • RACELAND, LA

LAST GAME: Finished with nine points and tied his career high with four steals against Niagara ... Had five points and two rebounds at Texas Tech off the bench in 29 minutes ... Started the season opener against Sul Ross State and finished with 13 points off 5-of-8 shooting ... Also hit went 3-for-4 from the three-point line.

| GP | GS | Min | Avg | FG | FGA | Pct | 3FG | FGA | Pct | FT | FTA | Pct | Off | Def | Tot | Avg | PF | FO | A | TO | Blk | Stl | Pts | Avg |
|----|----|-----|------|----|-----|------|-----|-----|------|----|-----|------|-----|-----|-----|-----|----|----|---|----|-----|-----|-----|-----|
| 5 | 4 | 128 | 25.6 | 12 | 31 | .387 | 6 | 18 | .333 | 2 | 6 | .000 | 0 | 10 | 10 | 2.0 | 12 | 0 | 4 | 7 | 0 | 9 | 32 | 6.4 |



4 KEITH FRAZIER
6-5 • 190 • SR • DALLAS

LAST GAME: Transfer from SMU, played three seasons with the Mustangs (2013-16) ... Last season, he averaged 11.9 points and 4.4 rebounds in 10 games... Shot 44.9 percent (44-for-98) from the field and 36.6 percent (15-for-41) from 3-point range ... Scored a career-high 23 points on two occasions against Brown and New Hampshire.

| GP | GS | Min | Avg | FG | FGA | Pct | 3FG | FGA | Pct | FT | FTA | Pct | Off | Def | Tot | Avg | PF | FO | A | TO | Blk | Stl | Pts | Avg |
|----|----|-----|------|----|-----|------|-----|-----|------|----|-----|------|-----|-----|-----|-----|----|----|----|----|-----|-----|-----|-----|
| 5 | 2 | 96 | 19.2 | 3 | 12 | .250 | 0 | 0 | .000 | 5 | 7 | .714 | 1 | 9 | 10 | 2.0 | 5 | 0 | 11 | 6 | 1 | 3 | 11 | 2.2 |



5 ALLANTE HOLSTON
6-7 • 190 • SO • CAPITOL HEIGHTS, MD

LAST GAME: Dished out three assists against Niagara ... Went a perfect 4-for-4 from the foul line at Rutgers, finished with four points ... Started at Texas Tech and grabbed two rebounds in 14 minutes ... Started the season opener against Sul Ross State and scored three points in 27 minutes.

| GP | GS | Min | Avg | FG | FGA | Pct | 3FG | FGA | Pct | FT | FTA | Pct | Off | Def | Tot | Avg | PF | FO | A | TO | Blk | Stl | Pts | Avg |
|----|----|-----|------|----|-----|------|-----|-----|------|----|-----|------|-----|-----|-----|-----|----|----|----|----|-----|-----|-----|-----|
| 5 | 2 | 96 | 19.2 | 3 | 12 | .250 | 0 | 0 | .000 | 5 | 7 | .714 | 1 | 9 | 10 | 2.0 | 5 | 0 | 11 | 6 | 1 | 3 | 11 | 2.2 |



10 DECKIE JOHNSON
6-4 • 180 • SR • MEMPHIS, TN

LAST GAME: Scored 15 points against Niagara ... Had 13 points, seven rebounds and five assists at Rutgers ... Scored 13 points at Texas Tech ... Finished with 23 points off 3-of-6 from the field against Sul Ross State ... Went 16-for-16 from the free throw line (Best mark in a regular season game).

| GP | GS | Min | Avg | FG | FGA | Pct | 3FG | FGA | Pct | FT | FTA | Pct | Off | Def | Tot | Avg | PF | FO | A | TO | Blk | Stl | Pts | Avg |
|----|----|-----|------|----|-----|------|-----|-----|------|----|-----|------|-----|-----|-----|-----|----|----|----|----|-----|-----|-----|------|
| 5 | 5 | 153 | 30.6 | 18 | 44 | .409 | 8 | 26 | .308 | 26 | 30 | .867 | 4 | 15 | 19 | 3.8 | 15 | 1 | 12 | 7 | 1 | 3 | 70 | 14.0 |



11 DERAİL GREEN
6-7 • 220 • SR • HOUSTON

LAST GAME: Made his fifth-straight start against Niagara, had eight points and a season high eight rebounds ... Finished with eight points, three rebounds and two blocks in fourth start at Rutgers.

| GP | GS | Min | Avg | FG | FGA | Pct | 3FG | FGA | Pct | FT | FTA | Pct | Off | Def | Tot | Avg | PF | FO | A | TO | Blk | Stl | Pts | Avg |
|----|----|-----|------|----|-----|-----|-----|-----|------|----|-----|------|-----|-----|-----|-----|----|----|---|----|-----|-----|-----|-----|
| 5 | 5 | 111 | 22.2 | 7 | 28 | .50 | 3 | 19 | .158 | 4 | 7 | .571 | 3 | 15 | 18 | 3.6 | 15 | 1 | 5 | 4 | 2 | 0 | 21 | 4.2 |



12 A.J. LAWSON
6-5 • 190 • FR • BRYAN, TX

LAST GAME: Scored a season high 15 points against Niagara off the bench ... Had 10 points going 5-for-13 and had four rebounds in 18 minutes at Texas Tech ... Finished with 14 points in his first-ever collegiate game against Sul Ross State.

| GP | GS | Min | Avg | FG | FGA | Pct | 3FG | FGA | Pct | FT | FTA | Pct | Off | Def | Tot | Avg | PF | FO | A | TO | Blk | Stl | Pts | Avg |
|----|----|-----|------|----|-----|------|-----|-----|------|----|-----|------|-----|-----|-----|-----|----|----|---|----|-----|-----|-----|-----|
| 5 | 0 | 96 | 19.2 | 20 | 42 | .476 | 3 | 10 | .300 | 4 | 8 | .500 | 3 | 10 | 13 | 2.6 | 9 | 0 | 4 | 11 | 2 | 4 | 47 | 9.4 |



14 BRYCE JACKSON
6-6 • 203 • JR • KELLER, TX

LAST GAME: Appeared in four minutes against Niagara ... Played 11 minutes at Rutgers, grabbed a rebound and had a block ... Played two minutes in the season opener against Sul Ross State.

| GP | GS | Min | Avg | FG | FGA | Pct | 3FG | FGA | Pct | FT | FTA | Pct | Off | Def | Tot | Avg | PF | FO | A | TO | Blk | Stl | Pts | Avg |
|----|----|-----|-----|----|-----|------|-----|-----|------|----|-----|------|-----|-----|-----|-----|----|----|---|----|-----|-----|-----|-----|
| 3 | 0 | 17 | 5.7 | 0 | 0 | .000 | 0 | 0 | .000 | 0 | 0 | .000 | 1 | 2 | 3 | 1.0 | 4 | 0 | 1 | 1 | 1 | 0 | 0 | 0.0 |



22 KHALIL FULLER
6-8 • 260 • SO • MORENO VALLEY, CA

LAST GAME: Last season, appeared in 31 games, starting 12 games ... Averaged 2.4 points per game (74 points) and 2.2 rebounds per game (68 rebounds) ... Scored a career-high 13 points against Jarvis Christian ... Grabbed a career-high six rebounds against Troy ... Had four points and three rebounds in 11 minutes at Middle Tennessee.

| GP | GS | Min | Avg | FG | FGA | Pct | 3FG | FGA | Pct | FT | FTA | Pct | Off | Def | Tot | Avg | PF | FO | A | TO | Blk | Stl | Pts | Avg |
|----|----|-----|------|----|-----|------|-----|-----|------|----|-----|------|-----|-----|-----|-----|----|----|---|----|-----|-----|-----|-----|
| 5 | 2 | 83 | 16.6 | 13 | 28 | .464 | 0 | 0 | .000 | 6 | 10 | .600 | 5 | 22 | 27 | 5.4 | 14 | 0 | 0 | 6 | 5 | 2 | 32 | 6.4 |



23 RICKEY BRICE JR.
7-1 • 270 • SO • ARLINGTON

LAST GAME: Made his second start in a row against Niagara, had five points with six rebounds ... Scored two points with three rebounds against the Scarlet Knights ... Finished with 12 points and a team-leading eight rebounds against Sul Ross State.

| GP | GS | Min | Avg | FG | FGA | Pct | 3FG | FGA | Pct | FT | FTA | Pct | Off | Def | Tot | Avg | PF | FO | A | TO | Blk | Stl | Pts | Avg |
|----|----|-----|------|----|-----|------|-----|-----|------|----|-----|------|-----|-----|-----|-----|----|----|---|----|-----|-----|-----|-----|
| 5 | 2 | 83 | 16.6 | 13 | 28 | .464 | 0 | 0 | .000 | 6 | 10 | .600 | 5 | 22 | 27 | 5.4 | 14 | 0 | 0 | 6 | 5 | 2 | 32 | 6.4 |



24 JAKE GROSS
6-4 • 190 • RJR • SACHSE, TX

LAST GAME: Played in the final minute against Drexel and at Texas Tech ... Played four minutes in the season opener against Sul Ross State ... Grabbed a rebound and missed both free throw attempts.

| GP | GS | Min | Avg | FG | FGA | Pct | 3FG | FGA | Pct | FT | FTA | Pct | Off | Def | Tot | Avg | PF | FO | A | TO | Blk | Stl | Pts | Avg |
|----|----|-----|-----|----|-----|------|-----|-----|------|----|-----|------|-----|-----|-----|-----|----|----|---|----|-----|-----|-----|-----|
| 3 | 0 | 5 | 1.7 | 0 | 0 | .000 | 0 | 0 | .000 | 0 | 2 | .000 | 1 | 0 | 1 | 0.3 | 0 | 0 | 0 | 1 | 0 | 0 | 0 | 0.0 |



50 SHANE TEMARA
6-9 • 225 • JR • SYRACUSE, N.Y.

LAST GAME: Finished with eight points and eight rebounds against Niagara ... scored a career high 16 points and went 4-for-8 from three-point land at Rutgers ... Grabbed a season-high eight rebounds at Texas Tech.

| GP | GS | Min | Avg | FG | FGA | Pct | 3FG | FGA | Pct | FT | FTA | Pct | Off | Def | Tot | Avg | PF | FO | A | TO | Blk | Stl | Pts | Avg |
|----|----|-----|------|----|-----|------|-----|-----|------|----|-----|------|-----|-----|-----|-----|----|----|---|----|-----|-----|-----|-----|
| 5 | 0 | 95 | 19.0 | 9 | 31 | .290 | 5 | 15 | .333 | 8 | 10 | .800 | 3 | 21 | 24 | 4.8 | 1 | 0 | 1 | 6 | 1 | 1 | 31 | 6.2 |



52 J-MYCHAL REESE
6-2 • 185 • SR • BRYAN, TX

LAST GAME: Scored a season-high 20 points against Niagara and was 8-for-8 at the foul line ... Scored 13 points with six assists in his second straight start against Drexel ... Started at Texas Tech ... Grabbed six rebounds with four assists in 24 minutes.

| GP | GS | Min | Avg | FG | FGA | Pct | 3FG | FGA | Pct | FT | FTA | Pct | Off | Def | Tot | Avg | PF | FO | A | TO | Blk | Stl | Pts | Avg |
|----|----|-----|------|----|-----|------|-----|-----|------|----|-----|-------|-----|-----|-----|-----|----|----|----|----|-----|-----|-----|-----|
| 4 | 4 | 114 | 28.5 | 13 | 35 | .371 | 5 | 10 | .500 | 8 | 8 | 1.000 | 2 | 12 | 14 | 3.5 | 12 | 0 | 18 | 11 | 0 | 2 | 39 | 9.8 |



55 DJ DRAPER
5-10 • 155 • RFR • BEDFORD, TX

LAST GAME: Played three minutes against Drexel and went 1-for-1 from three-point land ... played four minutes in the season opener against Sul Ross State ... Is a perfect 2-for-2 from downtown.

| GP | GS | Min | Avg | FG | FGA | Pct | 3FG | FGA | Pct | FT | FTA | Pct | Off | Def | Tot | Avg | PF | FO | A | TO | Blk | Stl | Pts | Avg |
|----|----|-----|-----|----|-----|-------|-----|-----|-------|----|-----|------|-----|-----|-----|-----|----|----|---|----|-----|-----|-----|-----|
| 2 | 0 | 7 | 3.5 | 2 | 2 | 1.000 | 2 | 2 | 1.000 | 0 | 0 | .000 | 0 | 0 | 0 | 0.0 | 1 | 0 | 0 | 1 | 0 | 0 | 6 | 3.0 |

THE LAST TIME A MEAN GREEN PLAYER ...

Had 30 or more points

32 - Deckie Johnson vs. FIU, 2/18/16

Had 15 or more rebounds

18 - Jeremy Combs at LA Tech, 2/25/16

Had 10 or more assists

10 - Chris Jones vs. Troy, 12/31/11

Had 5 or more blocks

5 - Tony Mitchell vs. ULM, 2/14/13

Had 5 or more steals

5 - Jeremy Combs vs. Charlotte, 1/15/15

Made 90% or more FGA (min 5 att)

.900 - Jeremy Combs at Rice (9-10), 1/30/16

Made 80% or more FGA (min 5 att)

.857 - Jeremy Combs at Charlotte (12-14), 2/15/16

Made 100% FTA (min 5 att)

1.000 - J-Mychal Reese vs. Niagara, (8-8), 11/25/16

Made 90% or more FTA (min 5 att)

1.000 - J-Mychal Reese vs. Niagara, (8-8), 11/25/16

Made 8 or more 3PT's

8 - Deckie Johnson vs. FIU, 2/18/16

Had a double-double (pts/rbs)

Jeremy Combs (15 pts, 14 rbs) at Southern Miss., 2/27/16

Had consecutive double-doubles (pts/rbs)

Jeremy Combs at LA Tech, 2/25/16, at Southern Miss., 2/27/16

Had a double-double (pts/asst)

Chris Jones vs. Troy (21 pts /10 asst), 12/31/11

Had a triple-double (pts/rbs/asst)

Jesse Ratliff vs. Sam Houston St. (20pts/16reb/10asst), 2/18/93

Had a perfect shooting night (min 5 fg & ft att)

Tristan Thompson vs. Sam Houston St. (6-6 fg/2-2 3fg/6-6 ft), 12/3/08

THE LAST TIME A MEAN GREEN TEAM ...

Scored 100 or more points

110 - vs. Texas College 11/16/15

Allowed 100 or more points

103 - at Charlotte, 2/15/16

Scored 50 or fewer points

43 - at Texas Tech, 11/15/16

Held an opponent under 50 points

41 - at Texas A&M, 12/31/13

Won an overtime game

63-62 (OT) - vs. Rice 3/11/14

Had 50 or more rebounds

51 - vs. Marshall, 1/14/16

Had 20 or more assists

22 - vs. Western Kentucky, 1/12/12

Had 10 or more steals

10 - vs. Western Kentucky, 3/9/16

Had 5 or more blocks

5 - vs. Sul Ross State, 11/11/16

Five or more players in double-figures

5 - at Rice, 1/30/16

Made 60% or higher FGs

.633 - vs. FAU (31-49), 2/19/15

Made 50% or higher 3pt FGs

.500 - vs. FAU (3-6), 2/20/16

Made 90% or higher FTs

1.000 - at Rutgers (6-of-6), 11/23/16

NORTH TEXAS STARTING LINEUPS

| Opponent | 1 | 2 | 3 | 4 | 5 |
|--------------------|---------|---------|---------|-------|-----------|
| Sul Ross State | Holston | Brown | Johnson | Combs | Green |
| at Texas Tech | Reese | Holston | Johnson | Combs | Green |
| Drexel | Reese | Brown | Johnson | Combs | Green |
| at Rutgers | Reese | Brown | Johnson | Green | Brice Jr. |
| Niagara | Reese | Brown | Johnson | Green | Brice Jr. |
| Hartford | | | | | |
| Texas College | | | | | |
| UTA | | | | | |
| Delaware State | | | | | |
| at Sam Houston St. | | | | | |
| Southeastern LA | | | | | |
| San Diego | | | | | |
| at Charlotte | | | | | |
| at ODU | | | | | |
| UAB | | | | | |
| Middle Tennessee | | | | | |
| at Rice | | | | | |
| at Southern Miss | | | | | |
| at LA Tech | | | | | |
| Charlotte | | | | | |
| ODU | | | | | |
| Rice | | | | | |
| at FAU | | | | | |
| at FIU | | | | | |
| UTEP | | | | | |
| UTSA | | | | | |
| LA Tech | | | | | |
| Southern Miss | | | | | |
| at WKU | | | | | |
| at Marshall | | | | | |

NORTH TEXAS INDIVIDUAL SUPERLATIVES

Double-Doubles (0)

20-Plus Point Games (1)

Deckie Johnson - 23 points vs. Sul Ross State (11/11/16)

J-Mychal Reese - 20 points vs. Niagara (11/25/16)

30-Plus Point Games (0)

Double-Digit Rebound Games (0)

NT SEASON/CAREER GAMES PLAYED/STARTED

| Player | 2016-17 Season | | Career at NT | |
|---------------|----------------|---------|--------------|------------|
| | Games | Starts | Games | Starts |
| Combs | 3 (1-2) | 3 (1-2) | 65 (26-39) | 60 (25-35) |
| White-Pittman | 3 (1-2) | 0 (0-0) | 49 (20-29) | 5 (4-1) |
| Reese | 4 (1-3) | 4 (1-3) | 36 (13-23) | 36 (13-23) |
| Brown | 5 (2-3) | 4 (2-2) | 37 (14-23) | 22 (9-13) |
| Johnson | 5 (2-3) | 5 (2-3) | 36 (14-22) | 36 (14-22) |
| Fuller | 0 (0-0) | 0 (0-0) | 31 (11-20) | 12 (6-6) |
| Holston | 5 (2-3) | 2 (1-1) | 35 (12-23) | 14 (5-9) |
| Brice Jr. | 5 (2-3) | 2 (1-1) | 34 (14-20) | 4 (1-3) |
| Gross | 3 (1-2) | 0 (0-0) | 22 (8-14) | 0 (0-0) |
| Temara | 5 (2-3) | 0 (0-0) | 5 (2-3) | 0 (0-0) |
| Lawson | 5 (2-3) | 0 (0-0) | 5 (2-3) | 0 (0-0) |
| Frazier | 0 (0-0) | 0 (0-0) | | |
| Green | 5 (2-3) | 5 (2-3) | 5 (2-3) | 5 (2-3) |
| Jackson | 3 (2-1) | 0 (0-0) | 3 (2-1) | 0 (0-0) |
| Draper | 1 (1-1) | 0 (0-0) | 2 (1-1) | 0 (0-0) |
| Woolridge | 0 (0-0) | 0 (0-0) | | |

HEAD COACH TONY BENFORD



PERSONAL

- **Birthdate**
March 22, 1964
- **Hometown**
Hobbs, N.M.
- **Alma Mater**
Texas Tech, '92
- **Spouse**
Deborah
- **Children**
Audriana, Milena, Tony Jr., Jeremy

COACHING

- **North Texas**
Head Coach (2012-Present)
Record: 56-75 (5th season)
- **Marquette**
Assoc. Head Coach (2011-12)
Asst. Coach (2008-11)
- **Nebraska**
Asst. Coach (2006-08)
- **UTEP**
Asst. Coach (July 2006)
- **Arizona State**
Assoc. Head Coach (2004-06)
Asst. Coach (1998-04)
- **New Mexico**
Asst. Coach (1992-98)
- **All Saints School**
Head Coach (1988-1991)

playing career

- **European League**
Holland (1986-87)
- **Chicago Bulls**
Training Camp (1986)
- **Boston Celtics**
Fourth Round Draft Pick (1986)
- **Texas Tech**
All-SWC (1986)
- SWC Tournament MVP (1986)
- **Hobbs High School**
1982 N.M. State MVP
1982 State Champion

NORTH TEXAS' RECORD WHEN ...

| | | | |
|------------------------------|-----|--------------------------------|-----------------------|
| Overall | 2-3 | Opponent Shoots: | |
| Home..... | 2-1 | Under 35%..... | 0-0 |
| Road | 0-2 | 35-39%..... | 1-1 |
| Neutral..... | 0-0 | 40-44%..... | 1-1 |
| Leading at half..... | 2-1 | 45-49%..... | 0-0 |
| Trailing/Tied at half..... | 0-2 | 50%+ | 0-1 |
| Outshoots Opponent | 2-0 | Free Throw Percentage | |
| Outshot by Opponent..... | 0-3 | Under 60%..... | 0-1 |
| More rebounds | 2-0 | 60-69%..... | 1-0 |
| Less or equal Rebounds | 0-3 | 70-79%..... | 1-1 |
| More turnovers..... | 1-1 | 80%+ | 0-1 |
| Less or equal turnovers..... | 1-2 | Field Goal Attempts | |
| Scores: | | Under 50 FGA..... | 0-0 |
| 59 and under | 0-2 | 50-54 FGA..... | 1-1 |
| 60-69 | 0-1 | 55-59 FGA..... | 1-2 |
| 70-79 | 0-0 | 60-69 FGA..... | 0-0 |
| 80-89 | 2-0 | 70+ FGA | 0-0 |
| 90-Plus..... | 0-0 | Streaks | |
| Opponent Scores: | | Longest Win Streak..... | W1 |
| 59 and under | 0-0 | Longest Losing Streak | L3 |
| 60-69 | 0-1 | Current Streak | W1 |
| 70-79 | 2-1 | Last 5 Games..... | 2-3 |
| 80-89 | 0-1 | Last 10 Games..... | 2-3 |
| 90-Plus..... | 0-0 | Largest Lead..... | 18 vs. Sul Ross State |
| Shoots: | | Largest Deficit..... | 27 at Texas Tech |
| Under 35%..... | 0-2 | Largest Deficit Overcome | 4 vs. Niagara |
| 35-39%..... | 0-0 | | |
| 40-44%..... | 1-1 | | |
| 45-49%..... | 0-0 | | |
| 50%+ | 1-0 | | |

MEAN GREEN RECORD BOOKS

All-Time Career Scoring

| | |
|-------------------------------------|-------|
| 1. Kenneth Lyons (1979-83)..... | 2,291 |
| 2. Chris Davis (1999-03)..... | 2,254 |
| 3. Jesse Ratliff (1990-94)..... | 2,130 |
| 4. Josh White (2008-11) | 1,668 |
| 5. Tristan Thompson (2008-11)..... | 1,629 |
| 6. Fred Mitchell (1974-78)..... | 1,538 |
| 7. Fred Hopkins (1952-56)..... | 1,535 |
| 8. Tony Worrell (1984-88)..... | 1,516 |
| 9. Jordan Williams (2011-15)..... | 1,501 |
| 10. John Savage (1961-64)..... | 1,423 |
| 11. Leonard Hopkins (2001-05) | 1,340 |
| 12. Melvin Davis (1974-78)..... | 1,306 |
| 13. Calvin Watson (2003-07)..... | 1,253 |
| 14. David Miller (1994-98)..... | 1,207 |
| 15. Willie Davis (1964-68)..... | 1,166 |

Jeremy Combs (2014-present) 804

All-Time Career Rebounds

| | |
|-----------------------------------|-------|
| 1. Ken Williams (1974-78)..... | 1,095 |
| 2. Kenneth Lyons (1979-83)..... | 1,020 |
| 3. Jesse Ratliff (1990-94)..... | 913 |
| 4. George Odufuwa (2009-11)..... | 896 |
| 5. Melvin Davis (1974-78)..... | 872 |
| 6. Willie Davis (1964-68)..... | 847 |
| 7. John Savage (1961-64)..... | 812 |
| 8. David Miller (1994-98)..... | 796 |
| 9. Fred Mitchell (1974-78)..... | 728 |
| 10. Quincy Williams(2004-08)..... | 691 |

Jeremy Combs (2014-present) 550

Combs: 38 career double-figure scoring games and 21 double digit rebounding games all-time. 17 career double-doubles

Career highs- 28 points vs. Marshall (1/14/16)
19 rebounds at UTEP (1/3/16)

1

JEREMY COMBS

Jr. ▶ F ▶ 6-7 ▶ 215
Dallas ▶
(Carter HS)



[@NoLimitJcombs](#)

↳ CAREER HIGHS - CAREER DUNKS- 55

Points: 28 [9th], Marshall -- 1/14/16
Rebounds: 19 [2nd], at UTEP -- 01/03/16
Assists: 3, at UAB -- 01/23/16; at Rice -- 1/30/16
Steals: 5 [t-2nd], at Charlotte -- 01/15/15
Blocks: 3, 4 times
FG made: 12 [t-1st], at Charlotte -- 02/13/16; Marshall -- 1/14/16
FG attempts: 19 [t-5th], Marshall -- 1/14/16
FT made: 12 [t-2nd], Samford -- 11/24/15
FT attempts: 16 [t-1st], Samford -- 11/24/15

↳ 2016-17 STATS

| Opponent | Date | gs | min | Total | | 3-Pointers | | Free throws | | Rebounds | | | | pf | a | t/o | blk | stl | pts | avg | |
|----------------|----------|----|-----|--------|-------|------------|------|-------------|-------|----------|-----|-----|-----|-----|----|-----|-----|-----|-----|------|------|
| | | | | fg-fga | pct | 3fg-fga | pct | ft-fga | pct | off | def | tot | avg | | | | | | | | |
| SUL ROSS STATE | 11/11/16 | * | 25 | 3-4 | .750 | 0-0 | .000 | 3-8 | .375 | 1 | 6 | 7 | 7.0 | 3 | 0 | 6 | 2 | 0 | 9 | 9.0 | |
| at Texas Tech | 11/15/16 | * | 25 | 4-6 | .667 | 0-1 | .000 | 1-4 | .250 | 1 | 3 | 4 | 5.5 | 3 | 1 | 3 | 0 | 0 | 9 | 9.0 | |
| DREXEL | 11/20/16 | * | 33 | 4-8 | .500 | 0-0 | .000 | 7-9 | .778 | 3 | 2 | 5 | 5.3 | 4 | 0 | 5 | 0 | 2 | 15 | 11.0 | |
| Totals | | | 3 | 83 | 11-18 | .611 | 0-1 | .000 | 11-21 | .524 | 5 | 11 | 16 | 5.3 | 10 | 1 | 14 | 2 | 2 | 33 | 11.0 |

Games played: 3
Minutes/game: 27.7
Points/game: 11.0
FG Pct: 61.1
3FG Pct: 0.0
FT Pct: 52.4

Rebounds/game: 5.3
Assists/game: 0.3
Turnovers/game: 4.7
Assist/turnover ratio: 0.1
Steals/game: 0.7
Blocks/game: 0.7

↳ CAREER STATS

| Season | gp-gs | min/avg | Total | | 3-Point | | F-Throws | | Rebounds | | | | Scoring | | | | | | | |
|---------|-------|-----------|---------|------|---------|------|----------|------|----------|-----|-----|------|---------|----|-----|-----|-----|-----|-----|------|
| | | | fg-fga | pct | fg-fga | pct | ft-fga | pct | off | def | tot | avg | pf | fo | ast | to | blk | stl | pts | avg |
| 2014-15 | 31-26 | 794/25.6 | 120-214 | .561 | 0-0 | .000 | 70-144 | .486 | 79 | 130 | 209 | 6.7 | 90 | 2 | 10 | 40 | 22 | 29 | 310 | 10.0 |
| 2015-16 | 31-31 | 981/31.6 | 175-291 | .601 | 0-0 | .000 | 111-190 | .584 | 107 | 218 | 325 | 10.5 | 93 | 1 | 24 | 61 | 23 | 42 | 461 | 14.9 |
| 2016-17 | 3-3 | 83/27.7 | 11-18 | .611 | 0-1 | .000 | 11-21 | .524 | 5 | 11 | 16 | 5.3 | 10 | 0 | 1 | 14 | 2 | 2 | 33 | 11.0 |
| TOTAL | 65-60 | 1858/28.6 | 306-523 | .585 | 0-1 | .000 | 192-355 | .541 | 191 | 359 | 550 | 8.5 | 193 | 3 | 35 | 115 | 47 | 73 | 804 | 12.4 |

2

GREG

WHITE-PITTMAN

Jr. ▶ G ▶ 6-2 ▶ 205
New Orleans ▶
(Holy Cross HS)

#GWP



↳ CAREER HIGHS

Points: 10, Arkansas-Monticello -- 11/14/14
Rebounds: 3, at UNI -- 11/30/15
Assists: 2, Jarvis Christian -- 11/13/15; Arkansas-Monticello -- 11/14/14; at Stephen
Steals: 2, Rice -- 1/9/16
FG made: 3, Arkansas-Monticello -- 11/14/14
FG attempts: 6, at Stephen F. Austin -- 12/14/14
3FG attempts: 4, at Stephen F. Austin -- 12/14/14
FT made: 4, Arkansas-Monticello -- 11/14/14; Langston -- 12/17/14
FT attempts: 8, Jarvis Christian -- 11/13/15

↳ 2016-17 STATS

| Opponent | Date | qs | min | Total | | 3-Pointers | | Free throws | | Rebounds | | | | pf | a | t/o | blk | stl | pts | avg |
|----------------|----------|----|-----|--------|------|------------|------|-------------|------|----------|-----|-----|-----|----|---|-----|-----|-----|-----|-----|
| | | | | fg-fga | pct | 3fg-fga | pct | ft-fta | pct | off | def | tot | avg | | | | | | | |
| SUL ROSS STATE | 11/11/16 | | 9 | 0-0 | .000 | 0-0 | .000 | 1-2 | .500 | 0 | 0 | 0 | 0.0 | 1 | 0 | 0 | 0 | 0 | 1 | 1.0 |
| at Texas Tech | 11/15/16 | | 1 | 0-0 | .000 | 0-0 | .000 | 0-0 | .000 | 0 | 0 | 0 | 0.0 | 0 | 0 | 0 | 0 | 0 | 0 | 0.5 |
| DREXEL | 11/20/16 | | 2 | 0-0 | .000 | 0-0 | .000 | 0-0 | .000 | 0 | 0 | 0 | 0.0 | 0 | 0 | 0 | 0 | 0 | 0 | 0.3 |
| Totals | | | 0 | 12 | 0-0 | .000 | 0-0 | .000 | .500 | 0 | 0 | 0 | 0.0 | 1 | 0 | 0 | 0 | 0 | 1 | 0.3 |

Games played: 3
Minutes/game: 4.0
Points/game: 0.3
FT Pct: 50.0

↳ CAREER STATS

| Season | gp-gs | min/avg | Total | | 3-Point | | F-Throws | | Rebounds | | | | Scoring | | | | | | | |
|--------------|-------------|----------------|--------------|-------------|-------------|-------------|--------------|-------------|----------|-----------|-----------|------------|-----------|----------|-----------|-----------|----------|-----------|-----------|------------|
| | | | fg-fga | pct | fg-fga | pct | ft-fta | pct | off | def | tot | avg | pf | fo | ast | to | blk | stl | pts | avg |
| 2014-15 | 17-5 | 154/9.1 | 11-36 | .306 | 0-10 | .000 | 18-31 | .581 | 2 | 6 | 8 | 0.5 | 22 | 0 | 6 | 15 | 0 | 3 | 40 | 2.4 |
| 2015-16 | 30-0 | 139/4.6 | 8-23 | .348 | 0-1 | .000 | 15-35 | .429 | 6 | 7 | 13 | 0.4 | 25 | 0 | 5 | 8 | 0 | 7 | 31 | 1.0 |
| 2016-17 | 3-0 | 12/4.0 | 0-0 | .000 | 0-0 | .000 | 1-2 | .500 | 0 | 0 | 0 | 0.0 | 1 | 0 | 0 | 0 | 0 | 0 | 1 | 0.3 |
| TOTAL | 50-5 | 305/6.1 | 19-59 | .322 | 0-11 | .000 | 34-68 | .500 | 8 | 13 | 21 | 0.4 | 48 | 0 | 11 | 23 | 0 | 10 | 72 | 1.4 |

3

JA'MICHAEL BROWN

So. ▶ G ▶ 6-1 ▶ 180
 Raceland, LA ▶
 (Pro-Vision Academy)



[@j_flight_mike](#) #Deuce

↳ CAREER HIGHS

Points: 21, at UTSA -- 01/01/16
 Rebounds: 7, FAU -- 2/20/16
 Assists: 7 [t-9th], at LA Tech -- 2/25/16
 Steals: 4 [t-6th], Niagara -- 11/25/16; at UNI -- 11/30/15
 Blocks: 1, Jarvis Christian -- 11/13/15
 FG made: 8, at UTSA -- 01/01/16
 FG attempts: 14, at UTSA -- 01/01/16
 3FG made: 5 [t-4th], at UTSA -- 01/01/16; at USM -- 2/27/16
 3FG attempts: 9 [t-7th], at UTSA -- 01/01/16
 FT made: 4, at Charlotte -- 02/13/16; Rice -- 1/9/16
 FT attempts: 6, at Charlotte -- 02/13/16; Rice -- 1/9/16

↳ 2016-17 STATS

| Opponent | Date | qs | min | Total | | 3-Pointers | | Free throws | | Rebounds | | | | pf | a | t/o | blk | stl | pts | avg | |
|----------------|----------|----|----------|------------|--------------|-------------|-------------|-------------|------------|-------------|----------|-----------|-----------|------------|-----------|----------|----------|----------|----------|-----------|------------|
| | | | | fg-fga | pct | 3fg-fga | pct | ft-fta | pct | off | def | tot | avg | | | | | | | | |
| SUL ROSS STATE | 11/11/16 | * | 33 | 5-8 | .625 | 3-4 | .750 | 0-1 | .000 | 0 | 5 | 5 | 5.0 | 1 | 0 | 2 | 0 | 2 | 13 | 13.0 | |
| at Texas Tech | 11/15/16 | | 29 | 2-8 | .250 | 1-7 | .143 | 0-1 | .000 | 0 | 2 | 2 | 3.5 | 4 | 1 | 1 | 0 | 0 | 5 | 9.0 | |
| DREXEL | 11/20/16 | * | 24 | 1-4 | .250 | 1-2 | .500 | 0-0 | .000 | 0 | 1 | 1 | 2.7 | 0 | 1 | 1 | 0 | 0 | 3 | 7.0 | |
| at Rutgers | 11/23/16 | * | 22 | 1-6 | .167 | 0-3 | .000 | 0-0 | .000 | 0 | 2 | 2 | 2.5 | 3 | 1 | 1 | 0 | 3 | 2 | 5.8 | |
| NIAGARA | 11/25/16 | * | 20 | 3-5 | .600 | 1-2 | .500 | 2-4 | .500 | 0 | 0 | 0 | 2.0 | 4 | 1 | 2 | 0 | 4 | 9 | 6.4 | |
| Totals | | | 4 | 128 | 12-31 | .387 | 6-18 | .333 | 2-6 | .333 | 0 | 10 | 10 | 2.0 | 12 | 4 | 7 | 0 | 9 | 32 | 6.4 |

Games played: 5
 Minutes/game: 25.6
 Points/game: 6.4
 FG Pct: 38.7
 3FG Pct: 33.3
 FT Pct: 33.3

Rebounds/game: 2.0
 Assists/game: 0.8
 Turnovers/game: 1.4
 Assist/turnover ratio: 0.6
 Steals/game: 1.8

↳ CAREER STATS

| Season | gp-gs | min/avg | Total | | 3-Point | | F-Throws | | Rebounds | | | | Scoring | | | | | | | |
|--------------|--------------|-----------------|----------------|-------------|---------------|-------------|--------------|-------------|-----------|-----------|-----------|------------|-----------|----------|-----------|-----------|----------|-----------|------------|------------|
| | | | fg-fga | pct | fg-fga | pct | ft-fta | pct | off | def | tot | avg | pf | fo | ast | to | blk | stl | pts | avg |
| 2015-16 | 32-18 | 868/27.1 | 93-230 | .404 | 55-140 | .393 | 22-45 | .489 | 17 | 65 | 82 | 2.6 | 71 | 1 | 79 | 58 | 1 | 37 | 263 | 8.2 |
| 2016-17 | 5-4 | 128/25.6 | 12-31 | .387 | 6-18 | .333 | 2-6 | .333 | 0 | 10 | 10 | 2.0 | 12 | 0 | 4 | 7 | 0 | 9 | 32 | 6.4 |
| TOTAL | 37-22 | 996/26.9 | 105-261 | .402 | 61-158 | .386 | 24-51 | .471 | 17 | 75 | 92 | 2.5 | 83 | 1 | 83 | 65 | 1 | 46 | 295 | 8.0 |

5

ALLANTE HOLSTON

So. ▶ G ▶ 6-7 ▶ 190
Capitol Heights, MD ▶
(Clinton Christian School)

[@LongLiveFredo](#) #Tay



↳ CAREER HIGHS

Points: 17, Troy -- 11/25/15
Rebounds: 7, Troy -- 11/25/15
Assists: 4, at Charlotte -- 02/13/16; Sul Ross State -- 11/11/16; at UT Arlington
Steals: 2, 6 times
Blocks: 2, Troy -- 11/25/15
FG made: 5, at SIU -- 12/12/15
FG attempts: 12, Troy -- 11/25/15
3FG made: 1, at USM -- 2/27/16
3FG attempts: 1, 6 times
FT made: 9, Troy -- 11/25/15
FT attempts: 10, Troy -- 11/25/15

↳ 2016-17 STATS

| Opponent | Date | gs | min | Total | | 3-Pointers | | Free throws | | Rebounds | | | | pf | a | t/o | blk | stl | pts | avg | |
|----------------|----------|----|-----|--------|------|------------|------|-------------|-------|----------|-----|-----|-----|-----|---|-----|-----|-----|-----|-----|-----|
| | | | | fg-fga | pct | 3fg-fga | pct | ft-fta | pct | off | def | tot | avg | | | | | | | | |
| SUL ROSS STATE | 11/11/16 | * | 27 | 1-5 | .200 | 0-0 | .000 | 1-3 | .333 | 0 | 6 | 6 | 6.0 | 2 | 4 | 3 | 0 | 2 | 3 | 3.0 | |
| at Texas Tech | 11/15/16 | * | 14 | 0-2 | .000 | 0-0 | .000 | 0-0 | .000 | 0 | 2 | 2 | 4.0 | 2 | 0 | 2 | 1 | 0 | 0 | 1.5 | |
| DREXEL | 11/20/16 | | 16 | 2-3 | .667 | 0-0 | .000 | 0-0 | .000 | 0 | 0 | 0 | 2.7 | 1 | 2 | 0 | 0 | 0 | 4 | 2.3 | |
| at Rutgers | 11/23/16 | | 20 | 0-1 | .000 | 0-0 | .000 | 4-4 | 1.000 | 0 | 1 | 1 | 2.3 | 0 | 2 | 1 | 0 | 1 | 4 | 2.8 | |
| NIAGARA | 11/25/16 | | 19 | 0-1 | .000 | 0-0 | .000 | 0-0 | .000 | 1 | 0 | 1 | 2.0 | 0 | 3 | 0 | 0 | 0 | 0 | 2.2 | |
| Totals | | | 2 | 96 | 3-12 | .250 | 0-0 | .000 | 5-7 | .714 | 1 | 9 | 10 | 2.0 | 5 | 11 | 6 | 1 | 3 | 11 | 2.2 |

Games played: 5
Minutes/game: 19.2
Points/game: 2.2
FG Pct: 25.0
FT Pct: 71.4

Rebounds/game: 2.0
Assists/game: 2.2
Turnovers/game: 1.2
Assist/turnover ratio: 1.8
Steals/game: 0.6
Blocks/game: 0.2

↳ CAREER STATS

| Season | gp-gs | min/avg | Total | | 3-Point | | F-Throws | | Rebounds | | | | Scoring | | | | | | | |
|---------|-------|----------|--------|------|---------|------|----------|------|----------|-----|-----|-----|---------|----|-----|----|-----|-----|-----|-----|
| | | | fg-fga | pct | fg-fga | pct | ft-fta | pct | off | def | tot | avg | pf | fo | ast | to | blk | stl | pts | avg |
| 2015-16 | 31-13 | 575/18.5 | 35-87 | .402 | 1-6 | .167 | 46-66 | .697 | 7 | 66 | 73 | 2.4 | 56 | 0 | 28 | 23 | 7 | 16 | 117 | 3.8 |
| 2016-17 | 5-2 | 96/19.2 | 3-12 | .250 | 0-0 | .000 | 5-7 | .714 | 1 | 9 | 10 | 2.0 | 5 | 0 | 11 | 6 | 1 | 3 | 11 | 2.2 |

10

DECKIE

JOHNSON

Sr. ▶ G ▶ 6-4 ▶ 180
 Memphis, TN ▶
 (Angelina College)

[@_Deckiej](#) #Buckets



↳ CAREER HIGHS - CAREER DUNKS - 5

Points: 32 [2nd], FIU -- 2/18/16
 Rebounds: 11, at UAB -- 01/23/16
 Assists: 6, vs WKU -- 03/09/16; at Rice -- 1/30/16
 Steals: 4 [t-6th], Rice -- 1/9/16
 Blocks: 2, at UTSA -- 01/01/16; USM -- 2/4/16
 FG made: 9, MVSUMBB -- 12/17/15
 FG attempts: 21 [t-2nd], FIU -- 2/18/16
 3FG made: 8 [1st], FIU -- 2/18/16
 3FG attempts: 16 [1st], FIU -- 2/18/16
 FT made: 16 [1st], Sul Ross State -- 11/11/16
 FT attempts: 16 [t-1st], Sul Ross State -- 11/11/16

↳ 2016-17 STATS

| Opponent | Date | gs | min | Total | | 3-Pointers | | Free throws | | Rebounds | | | | pf | a | t/o | blk | stl | pts | avg | |
|----------------|----------|----|-----|--------|-------|------------|------|-------------|-------|----------|-----|-----|-----|-----|----|-----|-----|-----|-----|------|------|
| | | | | fg-fga | pct | 3fg-fga | pct | ft-fta | pct | off | def | tot | avg | | | | | | | | |
| SUL ROSS STATE | 11/11/16 | * | 24 | 3-6 | .500 | 1-3 | .333 | 16-16 | 1.000 | 0 | 4 | 4 | 4.0 | 4 | 2 | 2 | 0 | 0 | 23 | 23.0 | |
| at Texas Tech | 11/15/16 | * | 37 | 4-11 | .364 | 2-7 | .286 | 3-5 | .600 | 0 | 1 | 1 | 2.5 | 2 | 0 | 2 | 0 | 1 | 13 | 18.0 | |
| DREXEL | 11/20/16 | * | 31 | 1-7 | .143 | 0-5 | .000 | 4-5 | .800 | 2 | 1 | 3 | 2.7 | 2 | 4 | 2 | 0 | 2 | 6 | 14.0 | |
| at Rutgers | 11/23/16 | * | 37 | 5-10 | .500 | 3-5 | .600 | 0-0 | .000 | 2 | 5 | 7 | 3.8 | 2 | 5 | 0 | 0 | 0 | 13 | 13.8 | |
| NIAGARA | 11/25/16 | * | 24 | 5-10 | .500 | 2-6 | .333 | 3-4 | .750 | 0 | 4 | 4 | 3.8 | 5 | 1 | 1 | 1 | 0 | 15 | 14.0 | |
| Totals | | | 5 | 153 | 18-44 | .409 | 8-26 | .308 | 26-30 | .867 | 4 | 15 | 19 | 3.8 | 15 | 12 | 7 | 1 | 3 | 70 | 14.0 |

Games played: 5
 Minutes/game: 30.6
 Points/game: 14.0
 FG Pct: 40.9
 3FG Pct: 30.8
 FT Pct: 86.7

Rebounds/game: 3.8
 Assists/game: 2.4
 Turnovers/game: 1.4
 Assist/turnover ratio: 1.7
 Steals/game: 0.6
 Blocks/game: 0.2

↳ CAREER STATS

| Season | gp-gs | min/avg | Total | | 3-Point | | F-Throws | | Rebounds | | | | Scoring | | | | | | | |
|---------|-------|-----------|---------|------|---------|------|----------|------|----------|-----|-----|-----|---------|----|-----|----|-----|-----|-----|------|
| | | | fg-fga | pct | fg-fga | pct | ft-fta | pct | off | def | tot | avg | pf | fo | ast | to | blk | stl | pts | avg |
| 2015-16 | 31-31 | 1007/32.5 | 140-361 | .388 | 73-220 | .332 | 98-124 | .790 | 44 | 95 | 139 | 4.5 | 77 | 2 | 69 | 59 | 6 | 29 | 451 | 14.5 |
| 2016-17 | 5-5 | 153/30.6 | 18-44 | .409 | 8-26 | .308 | 26-30 | .867 | 4 | 15 | 19 | 3.8 | 15 | 1 | 12 | 7 | 1 | 3 | 70 | 14.0 |

11

DERAIL GREEN

Grad. ▶ F ▶ 6-7 ▶ 220
Houston, TX ▶
(Incarnate Word)

[@RaiLo_1](#)



↳ CAREER HIGHS

Points: 8, at Rutgers -- 11/23/16; Niagara -- 11/25/16
Rebounds: 8, Niagara -- 11/25/16
Assists: 3, Sul Ross State -- 11/11/16
Blocks: 2, at Rutgers -- 11/23/16
FG made: 3, at Rutgers -- 11/23/16
FG attempts: 8, at Rutgers -- 11/23/16
3FG made: 2, at Rutgers -- 11/23/16
3FG attempts: 6, at Rutgers -- 11/23/16
FT made: 4, Niagara -- 11/25/16
FT attempts: 6, Niagara -- 11/25/16

↳ 2016-17 STATS

| Opponent | Date | gs | min | Total | | 3-Pointers | | Free throws | | Rebounds | | | | pf | a | t/o | blk | stl | pts | avg | |
|----------------|----------|----|-----|--------|------|------------|------|-------------|------|----------|-----|-----|-----|-----|----|-----|-----|-----|-----|-----|-----|
| | | | | fg-fga | pct | 3fg-fga | pct | ft-fta | pct | off | def | tot | avg | | | | | | | | |
| SUL ROSS STATE | 11/11/16 | * | 14 | 1-4 | .250 | 1-3 | .333 | 0-1 | .000 | 0 | 3 | 3 | 3.0 | 3 | 3 | 1 | 0 | 0 | 3 | 3.0 | |
| at Texas Tech | 11/15/16 | * | 20 | 0-4 | .000 | 0-3 | .000 | 0-0 | .000 | 1 | 2 | 3 | 3.0 | 3 | 0 | 2 | 0 | 0 | 0 | 1.5 | |
| DREXEL | 11/20/16 | * | 19 | 1-5 | .200 | 0-2 | .000 | 0-0 | .000 | 0 | 1 | 1 | 2.3 | 0 | 0 | 0 | 0 | 0 | 2 | 1.7 | |
| at Rutgers | 11/23/16 | * | 24 | 3-8 | .375 | 2-6 | .333 | 0-0 | .000 | 0 | 3 | 3 | 2.5 | 5 | 0 | 1 | 2 | 0 | 8 | 3.3 | |
| NIAGARA | 11/25/16 | * | 34 | 2-7 | .286 | 0-5 | .000 | 4-6 | .667 | 2 | 6 | 8 | 3.6 | 4 | 2 | 0 | 0 | 0 | 8 | 4.2 | |
| Totals | | | 5 | 111 | 7-28 | .250 | 3-19 | .158 | 4-7 | .571 | 3 | 15 | 18 | 3.6 | 15 | 5 | 4 | 2 | 0 | 21 | 4.2 |

Games played: 5
Minutes/game: 22.2
Points/game: 4.2
FG Pct: 25.0
3FG Pct: 15.8
FT Pct: 57.1

Rebounds/game: 3.6
Assists/game: 1.0
Turnovers/game: 0.8
Assist/turnover ratio: 1.3
Blocks/game: 0.4

↳ CAREER STATS

| Season | gp-gs | min/avg | Total | | 3-Point | | F-Throws | | Rebounds | | | | Scoring | | | | | | | |
|---------|-------|----------|--------|------|---------|------|----------|------|----------|-----|-----|-----|---------|----|-----|----|-----|-----|-----|-----|
| | | | fg-fga | pct | fg-fga | pct | ft-fta | pct | off | def | tot | avg | pf | fo | ast | to | blk | stl | pts | avg |
| 2016-17 | 5-5 | 111/22.2 | 7-28 | .250 | 3-19 | .158 | 4-7 | .571 | 3 | 15 | 18 | 3.6 | 15 | 1 | 5 | 4 | 2 | 0 | 21 | 4.2 |
| TOTAL | 5-5 | 111/22.2 | 7-28 | .250 | 3-19 | .158 | 4-7 | .571 | 3 | 15 | 18 | 3.6 | 15 | 1 | 5 | 4 | 2 | 0 | 21 | 4.2 |

12

A.J. LAWSON

Fr. ▶ G ▶ 6-5 ▶ 190
Bryan, TX ▶
(Bryan HS)

@hoop_nation22



↳ CAREER HIGHS

Points: 15, Niagara -- 11/25/16
Rebounds: 4, at Texas Tech -- 11/15/16
Assists: 2, Sul Ross State -- 11/11/16
Steals: 1, 4 times
Blocks: 1, Sul Ross State -- 11/11/16; Drexel -- 11/20/16
FG made: 6, Sul Ross State -- 11/11/16; Niagara -- 11/25/16
FG attempts: 14, Niagara -- 11/25/16
3FG made: 1, Sul Ross State -- 11/11/16; Drexel -- 11/20/16; Niagara -- 11/25/16
3FG attempts: 3, Sul Ross State -- 11/11/16; at Texas Tech -- 11/15/16;
FT made: 2, Niagara -- 11/25/16
FT attempts: 4, Drexel -- 11/20/16

↳ 2016-17 STATS

| Opponent | Date | qs | min | Total | | 3-Pointers | | Free throws | | Rebounds | | | | pf | a | t/o | blk | stl | pts | avg |
|----------------|----------|----|-----|--------|------|------------|-------|-------------|-------|----------|-----|-----|-----|----|---|-----|-----|-----|-----|------|
| | | | | fg-fga | pct | 3fg-fga | pct | ft-fta | pct | off | def | tot | avg | | | | | | | |
| SUL ROSS STATE | 11/11/16 | | 27 | 6-9 | .667 | 1-3 | .333 | 1-2 | .500 | 1 | 2 | 3 | 3.0 | 3 | 2 | 4 | 1 | 1 | 14 | 14.0 |
| at Texas Tech | 11/15/16 | | 18 | 5-13 | .385 | 0-3 | .000 | 0-0 | .000 | 0 | 4 | 4 | 3.5 | 1 | 0 | 2 | 0 | 1 | 10 | 12.0 |
| DREXEL | 11/20/16 | | 15 | 2-3 | .667 | 1-1 | 1.000 | 1-4 | .250 | 0 | 2 | 2 | 3.0 | 1 | 1 | 1 | 1 | 1 | 6 | 10.0 |
| at Rutgers | 11/23/16 | | 10 | 1-3 | .333 | 0-0 | .000 | 0-0 | .000 | 1 | 0 | 1 | 2.5 | 1 | 0 | 2 | 0 | 0 | 2 | 8.0 |
| NIAGARA | 11/25/16 | | 26 | 6-14 | .429 | 1-3 | .333 | 2-2 | 1.000 | 1 | 2 | 3 | 2.6 | 3 | 1 | 2 | 0 | 1 | 15 | 9.4 |
| Totals | | 0 | 96 | 20-42 | .476 | 3-10 | .300 | 4-8 | .500 | 3 | 10 | 13 | 2.6 | 9 | 4 | 11 | 2 | 4 | 47 | 9.4 |

Games played: 5
Minutes/game: 19.2
Points/game: 9.4
FG Pct: 47.6
3FG Pct: 30.0
FT Pct: 50.0

Rebounds/game: 2.6
Assists/game: 0.8
Turnovers/game: 2.2
Assist/turnover ratio: 0.4
Steals/game: 0.8
Blocks/game: 0.4

↳ CAREER STATS

| Season | gp-gs | min/avg | Total | | 3-Point | | F-Throws | | Rebounds | | | | Scoring | | | | | | | |
|---------|-------|---------|--------|------|---------|------|----------|------|----------|-----|-----|-----|---------|----|-----|----|-----|-----|-----|-----|
| | | | fg-fga | pct | fg-fga | pct | ft-fta | pct | off | def | tot | avg | pf | fo | ast | to | blk | stl | pts | avg |
| 2016-17 | 5-0 | 96/19.2 | 20-42 | .476 | 3-10 | .300 | 4-8 | .500 | 3 | 10 | 13 | 2.6 | 9 | 0 | 4 | 11 | 2 | 4 | 47 | 9.4 |
| TOTAL | 5-0 | 96/19.2 | 20-42 | .476 | 3-10 | .300 | 4-8 | .500 | 3 | 10 | 13 | 2.6 | 9 | 0 | 4 | 11 | 2 | 4 | 47 | 9.4 |

23

RICKEY BRICE JR

So. ▶ C ▶ 7-1 ▶ 270
Arlington, Texas ▶
(Pantego Christian HS)



[@RickeyBrice23](#) #7Footer

↳ CAREER HIGHS CAREER DUNKS - 7

Points: 12, Sul Ross State -- 11/11/16; Jarvis Christian -- 11/13/15
Rebounds: 13, Jarvis Christian -- 11/13/15
Assists: 1, Texas College -- 11/16/15; FAU -- 2/20/16
Steals: 2, Niagara -- 11/25/16
Blocks: 4 [t-8th], WKU -- 1/16/16
FG made: 6, Sul Ross State -- 11/11/16
FG attempts: 10, Old Dominion -- 3/3/16
FT made: 5, FIU -- 2/18/16; LA Tech -- 2/6/16
FT attempts: 7, at UTEP -- 01/03/16

↳ 2016-17 STATS

| Opponent | Date | gs | min | Total | | 3-Pointers | | Free throws | | Rebounds | | | | pf | a | t/o | blk | stl | pts | avg | |
|----------------|----------|----|-----|--------|-------|------------|------|-------------|-------|----------|-----|-----|-----|-----|----|-----|-----|-----|-----|------|-----|
| | | | | fg-fga | pct | 3fg-fga | pct | ft-fta | pct | off | def | tot | avg | | | | | | | | |
| SUL ROSS STATE | 11/11/16 | | 19 | 6-8 | .750 | 0-0 | .000 | 0-2 | .000 | 2 | 6 | 8 | 8.0 | 2 | 0 | 2 | 2 | 0 | 12 | 12.0 | |
| at Texas Tech | 11/15/16 | | 14 | 1-4 | .250 | 0-0 | .000 | 1-2 | .500 | 1 | 4 | 5 | 6.5 | 2 | 0 | 0 | 1 | 0 | 3 | 7.5 | |
| DREXEL | 11/20/16 | | 22 | 4-8 | .500 | 0-0 | .000 | 2-2 | 1.000 | 2 | 3 | 5 | 6.0 | 3 | 0 | 3 | 1 | 0 | 10 | 8.3 | |
| at Rutgers | 11/23/16 | * | 14 | 1-5 | .200 | 0-0 | .000 | 0-0 | .000 | 0 | 3 | 3 | 5.3 | 4 | 0 | 0 | 0 | 0 | 2 | 6.8 | |
| NIAGARA | 11/25/16 | * | 14 | 1-3 | .333 | 0-0 | .000 | 3-4 | .750 | 0 | 6 | 6 | 5.4 | 3 | 0 | 1 | 1 | 2 | 5 | 6.4 | |
| Totals | | | 2 | 83 | 13-28 | .464 | 0-0 | .000 | 6-10 | .600 | 5 | 22 | 27 | 5.4 | 14 | 0 | 6 | 5 | 2 | 32 | 6.4 |

Games played: 5
Minutes/game: 16.6
Points/game: 6.4
FG Pct: 46.4
FT Pct: 60.0

Rebounds/game: 5.4
Turnovers/game: 1.2
Steals/game: 0.4
Blocks/game: 1.0

↳ CAREER STATS

| Season | gp-gs | min/avg | Total | | 3-Point | | F-Throws | | Rebounds | | | | Scoring | | | | | | | |
|---------|-------|----------|--------|------|---------|------|----------|------|----------|-----|-----|-----|---------|----|-----|----|-----|-----|-----|-----|
| | | | fg-fga | pct | fg-fga | pct | ft-fta | pct | off | def | tot | avg | pf | fo | ast | to | blk | stl | pts | avg |
| 2015-16 | 29-2 | 395/13.6 | 60-120 | .500 | 0-0 | .000 | 27-58 | .466 | 20 | 83 | 103 | 3.6 | 72 | 1 | 2 | 33 | 36 | 5 | 147 | 5.1 |
| 2016-17 | 5-2 | 83/16.6 | 13-28 | .464 | 0-0 | .000 | 6-10 | .600 | 5 | 22 | 27 | 5.4 | 14 | 0 | 0 | 6 | 5 | 2 | 32 | 6.4 |
| TOTAL | 34-4 | 478/14.1 | 73-148 | .493 | 0-0 | .000 | 33-68 | .485 | 25 | 105 | 130 | 3.8 | 86 | 1 | 2 | 39 | 41 | 7 | 179 | 5.3 |

50

SHANE TEMARA

Jr. ▶ F ▶ 6-9 ▶ 225
Syracuse, NY ▶
(Angelina JC)



[@ShaneTemara](#) #KingShaneT

↳ CAREER HIGHS - CAREER DUNKS - 1

Points: 16, at Rutgers -- 11/23/16
Rebounds: 8, at Texas Tech -- 11/15/16; Niagara -- 11/25/16
Assists: 1, at Texas Tech -- 11/15/16
Steals: 1, at Rutgers -- 11/23/16
Blocks: 1, Niagara -- 11/25/16
FG made: 5, at Rutgers -- 11/23/16
FG attempts: 13, at Rutgers -- 11/23/16
3FG made: 4, at Rutgers -- 11/23/16
3FG attempts: 8, at Rutgers -- 11/23/16
FT made: 4, Niagara -- 11/25/16
FT attempts: 6, Niagara -- 11/25/16

↳ 2016-17 STATS

| Opponent | Date | gs | min | Total | | 3-Pointers | | Free throws | | Rebounds | | | | pf | a | t/o | blk | stl | pts | avg |
|----------------|----------|----------|-----------|-------------|-------------|-------------|-------------|-------------|-------------|----------|-----------|-----------|------------|----------|----------|----------|----------|----------|-----------|------------|
| | | | | fg-fga | pct | 3fg-fga | pct | ft-fta | pct | off | def | tot | avg | | | | | | | |
| SUL ROSS STATE | 11/11/16 | | 12 | 1-5 | .200 | 0-1 | .000 | 2-2 | 1.000 | 0 | 2 | 2 | 2.0 | 0 | 0 | 1 | 0 | 0 | 4 | 4.0 |
| at Texas Tech | 11/15/16 | | 18 | 1-5 | .200 | 1-2 | .500 | 0-0 | .000 | 1 | 7 | 8 | 5.0 | 0 | 1 | 1 | 0 | 0 | 3 | 3.5 |
| DREXEL | 11/20/16 | | 9 | 0-2 | .000 | 0-2 | .000 | 0-0 | .000 | 0 | 2 | 2 | 4.0 | 0 | 0 | 1 | 0 | 0 | 0 | 2.3 |
| at Rutgers | 11/23/16 | | 30 | 5-13 | .385 | 4-8 | .500 | 2-2 | 1.000 | 0 | 4 | 4 | 4.0 | 0 | 0 | 0 | 0 | 1 | 16 | 5.8 |
| NIAGARA | 11/25/16 | | 26 | 2-6 | .333 | 0-2 | .000 | 4-6 | .667 | 2 | 6 | 8 | 4.8 | 1 | 0 | 3 | 1 | 0 | 8 | 6.2 |
| Totals | | 0 | 95 | 9-31 | .290 | 5-15 | .333 | 8-10 | .800 | 3 | 21 | 24 | 4.8 | 1 | 1 | 6 | 1 | 1 | 31 | 6.2 |

Games played: 5
Minutes/game: 19.0
Points/game: 6.2
FG Pct: 29.0
3FG Pct: 33.3
FT Pct: 80.0

Rebounds/game: 4.8
Assists/game: 0.2
Turnovers/game: 1.2
Assist/turnover ratio: 0.2
Steals/game: 0.2
Blocks/game: 0.2

↳ CAREER STATS

| Season | gp-gs | min/avg | Total | | 3-Point | | F-Throws | | Rebounds | | | | Scoring | | | | | | | |
|--------------|------------|----------------|-------------|-------------|-------------|-------------|-------------|-------------|----------|-----------|-----------|------------|----------|----------|----------|----------|----------|----------|-----------|------------|
| | | | fg-fga | pct | fg-fga | pct | ft-fta | pct | off | def | tot | avg | pf | fo | ast | to | blk | stl | pts | avg |
| 2016-17 | 5-0 | 95/19.0 | 9-31 | .290 | 5-15 | .333 | 8-10 | .800 | 3 | 21 | 24 | 4.8 | 1 | 0 | 1 | 6 | 1 | 1 | 31 | 6.2 |
| TOTAL | 5-0 | 95/19.0 | 9-31 | .290 | 5-15 | .333 | 8-10 | .800 | 3 | 21 | 24 | 4.8 | 1 | 0 | 1 | 6 | 1 | 1 | 31 | 6.2 |

52

J-MYCHAL REESE

Sr. ▶ G ▶ 6-2 ▶ 185
Bryan, Texas ▶
(Texas A&M)

[@j_mych](#) #JMike



↳ CAREER HIGHS

Points: 25, at SIU -- 12/12/15
Rebounds: 6, at UTEP -- 01/03/16; at Texas Tech -- 11/15/16; Texas Co
Assists: 9 [t-2nd], at UTEP -- 01/03/16
Steals: 4 [t-6th], at UTSA -- 01/01/16
FG made: 10 [t-8th], at SIU -- 12/12/15
FG attempts: 22 [1st], Marshall -- 1/14/16
3FG made: 4, WKU -- 1/16/16
3FG attempts: 9 [t-7th], WKU -- 1/16/16
FT made: 8, Niagara -- 11/25/16; Sam Houston State -- 12/29/15; USM -
FT attempts: 10, Sam Houston State -- 12/29/15

↳ 2016-17 STATS

| Opponent | Date | gs | min | Total | | 3-Pointers | | Free throws | | Rebounds | | | | pf | a | t/o | blk | stl | pts | avg | |
|---------------|----------|----|-----|--------|-------|------------|-------|-------------|-------|----------|-----|-----|-----|-----|----|-----|-----|-----|-----|-----|-----|
| | | | | fg-fga | pct | 3fg-fga | pct | ft-fta | pct | off | def | tot | avg | | | | | | | | |
| at Texas Tech | 11/15/16 | * | 24 | 0-4 | .000 | 0-1 | .000 | 0-0 | .000 | 1 | 5 | 6 | 6.0 | 4 | 4 | 2 | 0 | 0 | 0 | 0.0 | |
| DREXEL | 11/20/16 | * | 25 | 5-10 | .500 | 3-3 | 1.000 | 0-0 | .000 | 1 | 2 | 3 | 4.5 | 3 | 6 | 3 | 0 | 1 | 13 | 6.5 | |
| at Rutgers | 11/23/16 | * | 32 | 3-11 | .273 | 0-2 | .000 | 0-0 | .000 | 0 | 3 | 3 | 4.0 | 3 | 4 | 3 | 0 | 1 | 6 | 6.3 | |
| NIAGARA | 11/25/16 | * | 33 | 5-10 | .500 | 2-4 | .500 | 8-8 | 1.000 | 0 | 2 | 2 | 3.5 | 2 | 4 | 3 | 0 | 0 | 20 | 9.8 | |
| Totals | | | 4 | 114 | 13-35 | .371 | 5-10 | .500 | 8-8 | 1.000 | 2 | 12 | 14 | 3.5 | 12 | 18 | 11 | 0 | 2 | 39 | 9.8 |

Games played: 4
Minutes/game: 28.5
Points/game: 9.8
FG Pct: 37.1
3FG Pct: 50.0
FT Pct: 100.0

Rebounds/game: 3.5
Assists/game: 4.5
Turnovers/game: 2.8
Assist/turnover ratio: 1.6
Steals/game: 0.5

↳ CAREER STATS

| Season | gp-gs | min/avg | Total | | 3-Point | | F-Throws | | Rebounds | | | | Scoring | | | | | | | |
|---------|-------|-----------|---------|------|---------|------|----------|-------|----------|-----|-----|-----|---------|----|-----|-----|-----|-----|-----|------|
| | | | fg-fga | pct | fg-fga | pct | ft-fta | pct | off | def | tot | avg | pf | fo | ast | to | blk | stl | pts | avg |
| 2015-16 | 32-32 | 1073/33.5 | 164-390 | .421 | 38-124 | .306 | 105-138 | .761 | 17 | 76 | 93 | 2.9 | 76 | 4 | 118 | 101 | 0 | 34 | 471 | 14.7 |
| 2016-17 | 4-4 | 114/28.5 | 13-35 | .371 | 5-10 | .500 | 8-8 | 1.000 | 2 | 12 | 14 | 3.5 | 12 | 0 | 18 | 11 | 0 | 2 | 39 | 9.8 |
| TOTAL | 36-36 | 1187/33.0 | 177-425 | .416 | 43-134 | .321 | 113-146 | .774 | 19 | 88 | 107 | 3.0 | 88 | 4 | 136 | 112 | 0 | 36 | 510 | 14.2 |

North Texas Combined Team Statistics (as of Nov 25, 2016)

All games

| RECORD: | OVERALL | HOME | AWAY | NEUTRAL |
|----------------|----------------|-------------|-------------|----------------|
| ALL GAMES | 2-3 | 2-1 | 0-2 | 0-0 |
| CONFERENCE | 0-0 | 0-0 | 0-0 | 0-0 |
| NON-CONFERENCE | 2-3 | 2-1 | 0-2 | 0-0 |

| # | Player | gp-gs | min | avg | Total | | 3-Point | | F-Throw | | Rebounds | | | | pts | avg | | | | | | | | |
|----------------|--------------------|-------|------|------|---------|-------|---------|-------|---------|-------|----------|-----|-----|------|-----|-----|----|----|----|----|-----|------|--|--|
| | | | | | fg-fga | fg% | 3fg-fga | 3fg% | ft-fta | ft% | off | def | tot | avg | | | pf | dq | a | to | blk | stl | | |
| 10 | JOHNSON, Deckie | 5-5 | 153 | 30.6 | 18-44 | .409 | 8-26 | .308 | 26-30 | .867 | 4 | 15 | 19 | 3.8 | 15 | 1 | 12 | 7 | 1 | 3 | 70 | 14.0 | | |
| 01 | COMBS, Jeremy | 3-3 | 83 | 27.7 | 11-18 | .611 | 0-1 | .000 | 11-21 | .524 | 5 | 11 | 16 | 5.3 | 10 | 0 | 1 | 14 | 2 | 2 | 33 | 11.0 | | |
| 52 | REESE, J-Mychal | 4-4 | 114 | 28.5 | 13-35 | .371 | 5-10 | .500 | 8-8 | 1.000 | 2 | 12 | 14 | 3.5 | 12 | 0 | 18 | 11 | 0 | 2 | 39 | 9.8 | | |
| 12 | LAWSON, A.J. | 5-0 | 96 | 19.2 | 20-42 | .476 | 3-10 | .300 | 4-8 | .500 | 3 | 10 | 13 | 2.6 | 9 | 0 | 4 | 11 | 2 | 4 | 47 | 9.4 | | |
| 03 | BROWN, Ja'Michael | 5-4 | 128 | 25.6 | 12-31 | .387 | 6-18 | .333 | 2-6 | .333 | 0 | 10 | 10 | 2.0 | 12 | 0 | 4 | 7 | 0 | 9 | 32 | 6.4 | | |
| 23 | BRICE JR, Rickey | 5-2 | 83 | 16.6 | 13-28 | .464 | 0-0 | .000 | 6-10 | .600 | 5 | 22 | 27 | 5.4 | 14 | 0 | 0 | 6 | 5 | 2 | 32 | 6.4 | | |
| 50 | TEMARA, Shane | 5-0 | 95 | 19.0 | 9-31 | .290 | 5-15 | .333 | 8-10 | .800 | 3 | 21 | 24 | 4.8 | 1 | 0 | 1 | 6 | 1 | 1 | 31 | 6.2 | | |
| 11 | GREEN, Derail | 5-5 | 111 | 22.2 | 7-28 | .250 | 3-19 | .158 | 4-7 | .571 | 3 | 15 | 18 | 3.6 | 15 | 1 | 5 | 4 | 2 | 0 | 21 | 4.2 | | |
| 55 | DRAPER, DJ | 2-0 | 7 | 3.5 | 2-2 | 1.000 | 2-2 | 1.000 | 0-0 | .000 | 0 | 0 | 0 | 0.0 | 1 | 0 | 0 | 1 | 0 | 0 | 6 | 3.0 | | |
| 05 | HOLSTON, Allante | 5-2 | 96 | 19.2 | 3-12 | .250 | 0-0 | .000 | 5-7 | .714 | 1 | 9 | 10 | 2.0 | 5 | 0 | 11 | 6 | 1 | 3 | 11 | 2.2 | | |
| 02 | WHITE-PITTMAN, Gre | 3-0 | 12 | 4.0 | 0-0 | .000 | 0-0 | .000 | 1-2 | .500 | 0 | 0 | 0 | 0.0 | 1 | 0 | 0 | 0 | 0 | 0 | 1 | 0.3 | | |
| 14 | JACKSON, Bryce | 3-0 | 17 | 5.7 | 0-0 | .000 | 0-0 | .000 | 0-0 | .000 | 1 | 2 | 3 | 1.0 | 4 | 0 | 1 | 1 | 1 | 0 | 0 | 0.0 | | |
| 24 | GROSS, Jacob | 3-0 | 5 | 1.7 | 0-0 | .000 | 0-0 | .000 | 0-2 | .000 | 1 | 0 | 1 | 0.3 | 0 | 0 | 0 | 1 | 0 | 0 | 0 | 0.0 | | |
| Team | | | | | | | | | | | 8 | 9 | 17 | | | | | | | | | | | |
| Total..... | | 5 | 1000 | | 108-271 | .399 | 32-101 | .317 | 75-111 | .676 | 36 | 136 | 172 | 34.4 | 99 | 2 | 57 | 77 | 15 | 26 | 323 | 64.6 | | |
| Opponents..... | | 5 | 1000 | | 132-308 | .429 | 39-120 | .325 | 64-92 | .696 | 55 | 147 | 202 | 40.4 | 99 | - | 76 | 70 | 20 | 37 | 367 | 73.4 | | |

| TEAM STATISTICS | NT | OPP | Date | Opponent | Score | Att. |
|------------------------|---------|---------|---------------------|----------------|---------|------|
| SCORING | 323 | 367 | 11/11/16 | SUL ROSS STATE | w 85-77 | 1347 |
| Points per game | 64.6 | 73.4 | 11/15/16 | at Texas Tech | L 43-70 | 6065 |
| Scoring margin | -8.8 | - | 11/20/16 | DREXEL | L 62-83 | 1457 |
| FIELD GOALS-ATT | 108-271 | 132-308 | 11/23/16 | at Rutgers | L 53-66 | 3351 |
| Field goal pct | .399 | .429 | 11/25/16 | NIAGARA | w 80-71 | 1411 |
| 3 POINT FG-ATT | 32-101 | 39-120 | * - Conference game | | | |
| 3-point FG pct | .317 | .325 | | | | |
| 3-pt FG made per game | 6.4 | 7.8 | | | | |
| FREE THROWS-ATT | 75-111 | 64-92 | | | | |
| Free throw pct | .676 | .696 | | | | |
| F-Throws made per game | 15.0 | 12.8 | | | | |
| REBOUNDS | 172 | 202 | | | | |
| Rebounds per game | 34.4 | 40.4 | | | | |
| Rebounding margin | -6.0 | - | | | | |
| ASSISTS | 57 | 76 | | | | |
| Assists per game | 11.4 | 15.2 | | | | |
| TURNOVERS | 77 | 70 | | | | |
| Turnovers per game | 15.4 | 14.0 | | | | |
| Turnover margin | -1.4 | - | | | | |
| Assist/turnover ratio | 0.7 | 1.1 | | | | |
| STEALS | 26 | 37 | | | | |
| Steals per game | 5.2 | 7.4 | | | | |
| BLOCKS | 15 | 20 | | | | |
| Blocks per game | 3.0 | 4.0 | | | | |
| ATTENDANCE | 4215 | 9416 | | | | |
| Home games-Avg/Game | 3-1405 | 2-4708 | | | | |
| Neutral site-Avg/Game | - | 0-0 | | | | |

| Score by Periods | 1st | 2nd | Totals |
|------------------|-----|-----|--------|
| North Texas | 137 | 186 | 323 |
| Opponents | 161 | 206 | 367 |

TEAM STATISTICS

| Opponent | Date | Score | | Total | | 3-Pointers | | Free throws | | Rebounds | | | | pf | a | t/o | blk | stl | pts | avg |
|----------------|----------|-------|---|---------|------|------------|------|-------------|-------|----------|-----|-----|------|----|----|-----|-----|-----|-----|------|
| | | | | fg-fga | pct | 3fg-fga | pct | ft-fla | pct | off | def | tot | avg | | | | | | | |
| SUL ROSS STATE | 11/11/16 | 85-77 | W | 27-50 | .540 | 7-15 | .467 | 24-39 | .615 | 7 | 36 | 43 | 43.0 | 21 | 11 | 24 | 5 | 5 | 85 | 85.0 |
| at Texas Tech | 11/15/16 | 43-70 | L | 17-57 | .298 | 4-24 | .167 | 5-12 | .417 | 6 | 31 | 37 | 40.0 | 21 | 7 | 15 | 2 | 2 | 43 | 64.0 |
| DREXEL | 11/20/16 | 62-83 | L | 21-51 | .412 | 6-16 | .375 | 14-20 | .700 | 9 | 16 | 25 | 35.0 | 14 | 14 | 16 | 2 | 6 | 62 | 63.3 |
| at Rutgers | 11/23/16 | 53-66 | L | 19-57 | .333 | 9-24 | .375 | 6-6 | 1.000 | 6 | 22 | 28 | 33.2 | 20 | 12 | 9 | 3 | 6 | 53 | 60.8 |
| NIAGARA | 11/25/16 | 80-71 | W | 24-56 | .429 | 6-22 | .273 | 26-34 | .765 | 8 | 31 | 39 | 34.4 | 23 | 13 | 13 | 3 | 7 | 80 | 64.6 |
| North Texas | | 323 | | 108-271 | .399 | 32-101 | .317 | 75-111 | .676 | 36 | 136 | 172 | 34.4 | 99 | 57 | 77 | 15 | 26 | 323 | 64.6 |
| Opponents | | 367 | | 132-308 | .429 | 39-120 | .325 | 64-92 | .696 | 55 | 147 | 202 | 40.4 | 99 | 76 | 70 | 20 | 37 | 367 | 73.4 |

Games played: 5
 Points/game: 64.6
 FG Pct: 39.9
 3FG Pct: 31.7
 FT Pct: 67.6

Rebounds/game: 34.4
 Assists/game: 11.4
 Turnovers/game: 15.4
 Assist/turnover ratio: 0.7
 Steals/game: 5.2
 Blocks/game: 3.0

GAME FIVE - NORTH TEXAS 80 NIAGARA 71

GAME SIX

Official Basketball Box Score - Game Totals - Final Statistics

Niagara vs North Texas
11/25/16 7:00 p.m. at Denton, TX (The Super Pit)

Niagara 71 • 1-5

| # | Player | Total | | | 3-Ptr | | | Rebounds | | | PF | TP | A | TO | Blk | Stl | Min |
|--------|-----------------|--------|--------|--------|--------|--------|--------|----------|-----|-----|----|----|---|----|-----|-----|-----|
| | | FG-FGA | FG-FGA | FT-FTA | FG-FGA | FG-FGA | FT-FTA | Off | Def | Tot | | | | | | | |
| 11 | Prochet, Marvin | f | 2-10 | 2-7 | 1-2 | 0 | 5 | 5 | 2 | 7 | 2 | 2 | 1 | 0 | | 33 | |
| 32 | Robb, Dominic | f | 4-6 | 0-0 | 1-2 | 1 | 7 | 8 | 4 | 9 | 0 | 3 | 2 | 1 | | 29 | |
| 05 | Towns, James | g | 0-3 | 0-3 | 4-4 | 0 | 2 | 2 | 4 | 4 | 2 | 2 | 0 | 0 | | 16 | |
| 10 | Dukes, Kahlil | g | 7-14 | 5-6 | 4-4 | 0 | 6 | 6 | 0 | 23 | 1 | 4 | 0 | 1 | | 35 | |
| 13 | Scott, Matt | g | 8-13 | 1-4 | 6-9 | 0 | 3 | 3 | 4 | 23 | 5 | 1 | 0 | 3 | | 37 | |
| 00 | Barton, Chris | | 1-3 | 0-2 | 1-2 | 1 | 0 | 1 | 5 | 3 | 0 | 1 | 0 | 0 | | 15 | |
| 01 | Gatling, Shane | | 0-2 | 0-2 | 0-0 | 0 | 0 | 0 | 0 | 0 | 0 | 0 | 0 | 0 | | 7 | |
| 12 | Pow, Dwayne | | 1-3 | 0-1 | 0-0 | 1 | 2 | 3 | 5 | 2 | 1 | 2 | 0 | 1 | | 13 | |
| 20 | Taylor, Maurice | | 0-0 | 0-0 | 0-0 | 0 | 1 | 1 | 2 | 0 | 0 | 0 | 0 | 0 | | 6 | |
| 30 | Tew, Ali | | 0-1 | 0-0 | 0-0 | 0 | 0 | 0 | 1 | 0 | 0 | 0 | 1 | 0 | | 9 | |
| Team | | | | | | 2 | 3 | 5 | | | | | | | | | |
| Totals | | | 23-55 | 8-25 | 17-23 | 5 | 29 | 34 | 27 | 71 | 11 | 15 | 4 | 6 | | 200 | |

FG % 1st Half: 9-31 29.0% 2nd half: 14-24 58.3% Game: 23-55 41.8% Deadball
3FG % 1st Half: 3-16 18.8% 2nd half: 5-9 55.6% Game: 8-25 32.0% Rebounds
FT % 1st Half: 5-7 71.4% 2nd half: 12-16 75.0% Game: 17-23 73.9%

North Texas 80 • 2-3

| # | Player | Total | | | 3-Ptr | | | Rebounds | | | PF | TP | A | TO | Blk | Stl | Min |
|--------|-------------------|--------|--------|--------|--------|--------|--------|----------|-----|-----|----|----|---|----|-----|-----|-----|
| | | FG-FGA | FG-FGA | FT-FTA | FG-FGA | FG-FGA | FT-FTA | Off | Def | Tot | | | | | | | |
| 11 | GREEN, Derail | f | 2-7 | 0-5 | 4-6 | 2 | 6 | 8 | 4 | 8 | 2 | 0 | 0 | 0 | | 34 | |
| 23 | BRICE JR, Rickey | c | 1-3 | 0-0 | 3-4 | 0 | 6 | 6 | 3 | 5 | 0 | 1 | 1 | 2 | | 14 | |
| 03 | BROWN, Ja'Michael | g | 3-5 | 1-2 | 2-4 | 0 | 0 | 0 | 4 | 9 | 1 | 2 | 0 | 4 | | 20 | |
| 10 | JOHNSON, Deckie | g | 5-10 | 2-6 | 3-4 | 0 | 4 | 4 | 5 | 15 | 1 | 1 | 1 | 0 | | 24 | |
| 52 | REESE, J-Mychal | g | 5-10 | 2-4 | 8-8 | 0 | 2 | 2 | 2 | 20 | 4 | 3 | 0 | 0 | | 33 | |
| 05 | HOLSTON, Allante | | 0-1 | 0-0 | 0-0 | 1 | 0 | 1 | 0 | 0 | 3 | 0 | 0 | 0 | | 19 | |
| 12 | LAWSON, A.J. | | 6-14 | 1-3 | 2-2 | 1 | 2 | 3 | 3 | 15 | 1 | 2 | 0 | 1 | | 26 | |
| 14 | JACKSON, Bryce | | 0-0 | 0-0 | 0-0 | 1 | 0 | 1 | 1 | 0 | 1 | 1 | 0 | 0 | | 4 | |
| 50 | TEMARA, Shane | | 2-6 | 0-2 | 4-6 | 2 | 6 | 8 | 1 | 8 | 0 | 3 | 1 | 0 | | 26 | |
| Team | | | | | | 1 | 5 | 6 | | | | | | | | | |
| Totals | | | 24-56 | 6-22 | 26-34 | 8 | 31 | 39 | 23 | 80 | 13 | 13 | 3 | 7 | | 200 | |

FG % 1st Half: 9-25 36.0% 2nd half: 15-31 48.4% Game: 24-56 42.9% Deadball
3FG % 1st Half: 2-8 25.0% 2nd half: 4-14 28.6% Game: 6-22 27.3% Rebounds
FT % 1st Half: 7-10 70.0% 2nd half: 19-24 79.2% Game: 26-34 76.5%

Officials: Kevin Mathis, Bart Lenox, Josue Nieves
Technical fouls: Niagara-None. North Texas-BROWN, Ja'Michael.
Attendance: 1411

| Score by periods | 1st | 2nd | Total |
|------------------|-----|-----|-------|
| Niagara | 26 | 45 | 71 |
| North Texas | 27 | 53 | 80 |

| | In | Off | 2nd | Fast | Bench |
|--------|-------|-----|--------|-------|-------|
| Points | Paint | T/O | Chance | Break | |
| NIA | 24 | 9 | 3 | 14 | 5 |
| NT | 26 | 21 | 7 | 12 | 23 |

Last FG - NIA 2nd-00:13, NT 2nd-00:10.
Largest lead - NIA by 4 2nd-15:14, NT by 16 2nd-03:47.
NIA led for 02:07, NT led for 32:48. Game was tied for 05:05.

Score tied - 3 times.
Lead changed - 8 times.

GAME SEVEN

GAME EIGHT


RADIO-TV CHART



0 Ryan Woolridge
6-3 • 175 • Fr. • G
Mansfield



1 Jeremy Combs
6-7 • 215 • Jr. • F
Dallas



2 Greg White-Pittman
6-2 • 205 • Jr. • G
New Orleans



3 J'Michael Brown
6-1 • 180 • So. • G
Raceland, LA



4 Keith Frazier
6-5 • 190 • Sr. • G
Dallas



5 Allante Holston
6-7 • 190 • So. • G
Capitol Height, MD



10 Deckie Johnson
6-4 • 180 • Sr. • G
Memphis



11 Derail Green
6-7 • 220 • Sr. • F
Houston



12 A.J. Lawson
6-5 • 190 • Fr. • G
Bryan, TX



14 Bryce Jackson
6-6 • 205 • Jr. • F
Keller, TX



22 Khalil Fuller
6-8 • 266 • So. • F
Moreno Valley, CA




23 Rickey Brice Jr.
7-1 • 270 • So. • C
Arlington




24 Jacob Gross
6-4 • 190 • R-Jr. • G
Sachse, TX



50 Shane Temara
6-9 • 225' • Jr. • F
Syracuse, NY



52 J-Mychal Reese
6-2 • 185 • Sr. • G
Bryan, TX



55 DJ Draper
5-10 • 155 • R-Fr. • G
Bedford, TX