

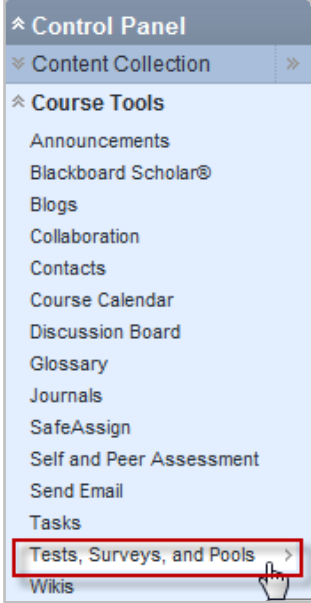


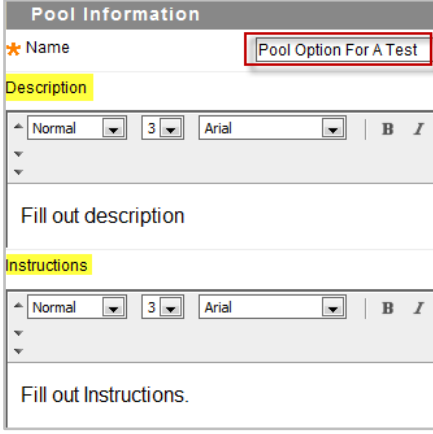

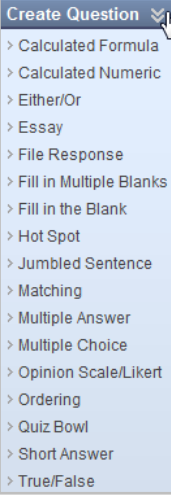
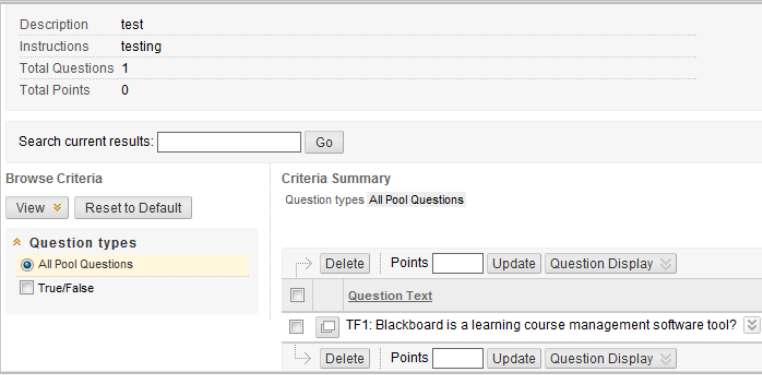
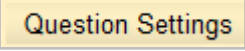


TEST POOLS

	<h2>Build a Test Pool</h2> <p>Pools are sets of questions that can be added to any Test or Survey. Pools are useful for storing questions and reusing them in more than one Test or Survey.</p>	 View the video tutorial
<p>Step 1</p>	<p>In the Control Panel, expand the Course Tools section.</p> <p>Click on Tests, Surveys, and Pools</p>	
<p>Step 2</p>	<p>On the Tests, Surveys, and Pools page, select Pools.</p>	
<p>Step 3</p>	<p>Click on Build Pool</p>	
<p>Step 4</p>	<p>Type the name, description, and instructions.</p>	
<p>Step 5</p>	<p>Click on Submit.</p> <p>You have now started your Pool Canvas.</p>	

	<p>Before adding questions, check the Question Settings. (see instructions below).</p>	
Step 6	<p>Select a question type. *</p> <p>*Specific question types and information are listed on the Blackboard website.</p> <p>Fill out the questions type page according to the question type.</p>	
Step 7	<p>Click OK.</p>	
Step 8	<p>You should return to your Pool Canvas page.</p> <p>Notice the questions you just added should be listed.</p> <p>Click OK.</p>	
<h3>Edit Pool Canvas Settings</h3>		
Step 1	<p>On the Pool Canvas page, on the right-hand side of the page, click on Question Settings.</p>	


Step 2 Check or Uncheck the setting according to your preference.

Feedback: Selecting this includes the option to enter feedback for individual answers rather than just one set of feedback for correct or incorrect answers. (Individual feedback cannot be provided for answers in True/False questions, Multiple Answer questions, Ordering and Matching questions.)

Questions Metadata: This option enables Instructors to add keywords to questions. When searching for questions from a Question Pool or other Tests, Instructors may search for questions by category and keyword.

Scoring: Select this option and all questions will automatically have the same point value.

Display: Select options for displaying the test questions



Pool Question Settings

Question Settings control the options available when creating Pool questions. Not all options are available for all question types.

- 1. Feedback**

 - Provide feedback for individual answers.

- 2. Images, Files, and External Links**

 - Add images, files, and external links to questions.
 - Add images, files, and external links to answers.

- 3. Question Metadata**

 - Add categories, topics, levels of difficulty, keywords and instructor notes to questions.

- 4. Scoring**

 - Specify default points when creating questions. Default point value
 - Use the currently assigned points when finding and adding questions.
 - Use default points when finding and adding questions.

- 5. Display**

 - Specify random ordering of answers.
 - Specify the horizontal or vertical display of answers.
 - Specify numbering options for answers.

Click on **Submit**.

Submit



Notes:

- *Specific question types and information are listed on the Blackboard website.