


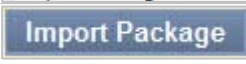
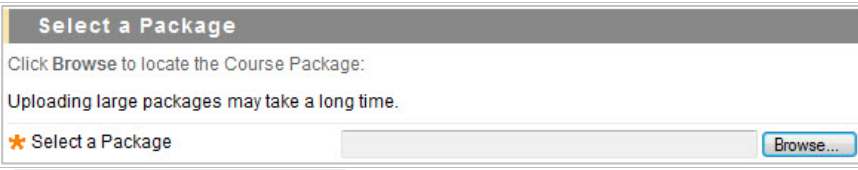
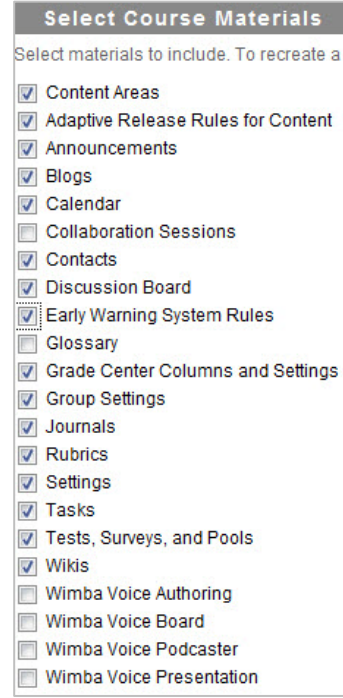


IMPORTING A COURSE PACKAGE

 [View the video tutorial](#)



Import a Course Package

An Import package is a .ZIP file of exported Course content. Importing a package into an existing Course copies the content of the package into the existing Course. Import packages do not include user enrollments or records, such as discussion board posts and assessment attempts.

Step 1	From the Control Panel, under Packages and Utilities , click Import Package / View Logs .	
Step 2	Click Import Package .	
Step 3	Provide the path to the Course package or click Browse to search for the package.	
Step 4	Select the Course Materials to include.	
Step 5	Click Submit .	
	<p>Notes: Never upload an Exported Course package that has been edited since it was created and downloaded. Opening the .ZIP file and changing any of the files in the Exported Course package will result in unstable and unpredictable behavior when the Course is imported.</p>	