

Applying for Graduation

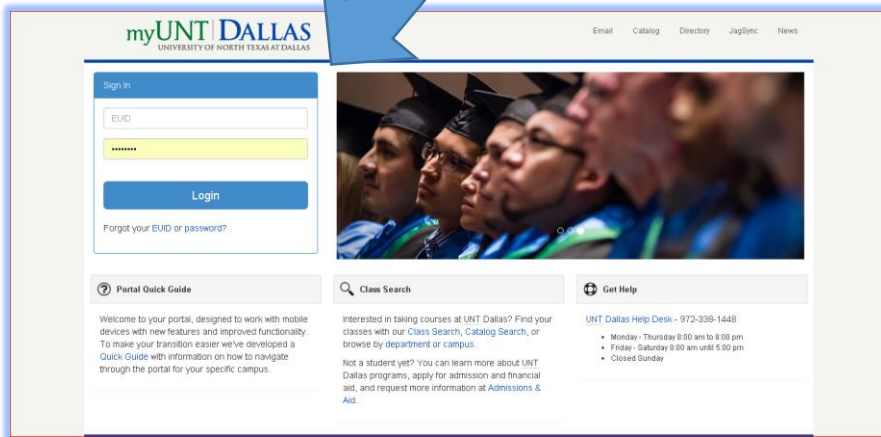


Questions? Contact the Office of the Registrar for any technical issues or graduation questions.

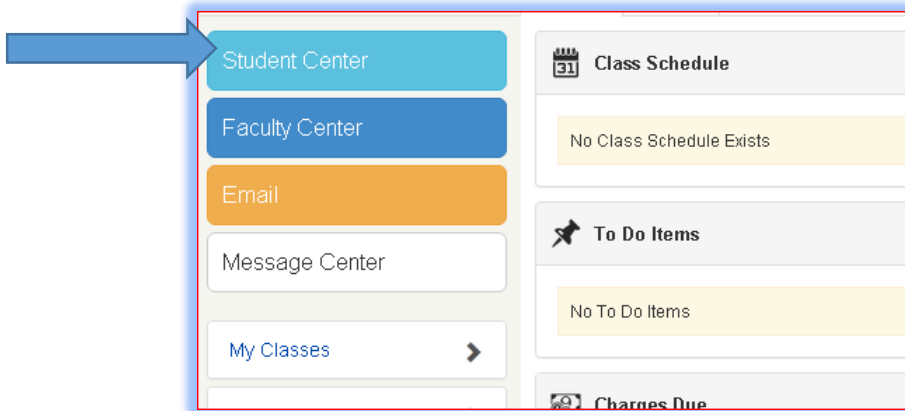
Office of the Registrar
972-780-3664
registrar@untdallas.edu



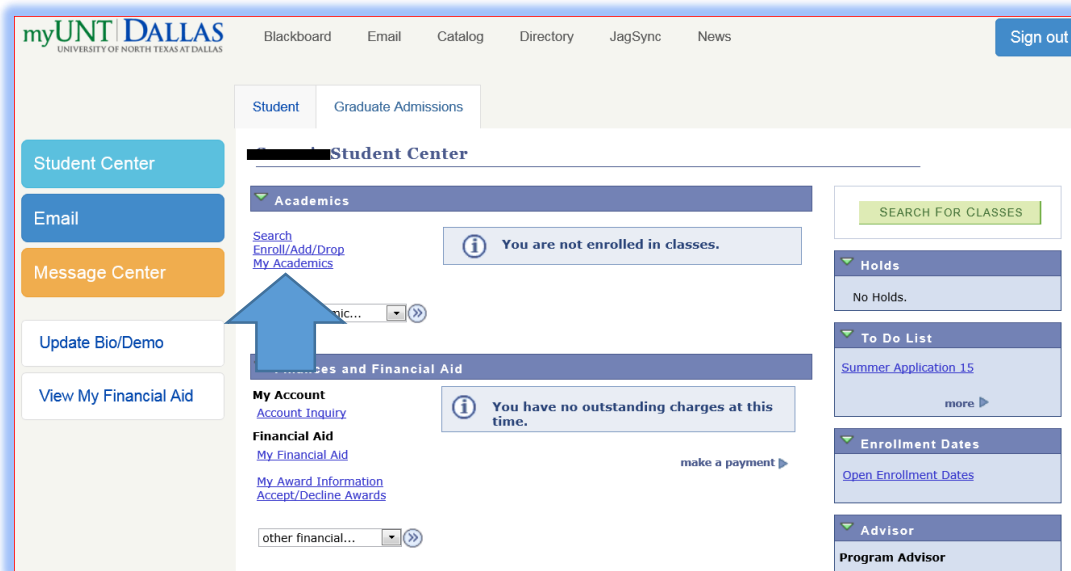
Step 1) Visit my.untdallas.edu and log in using your EUID and password.



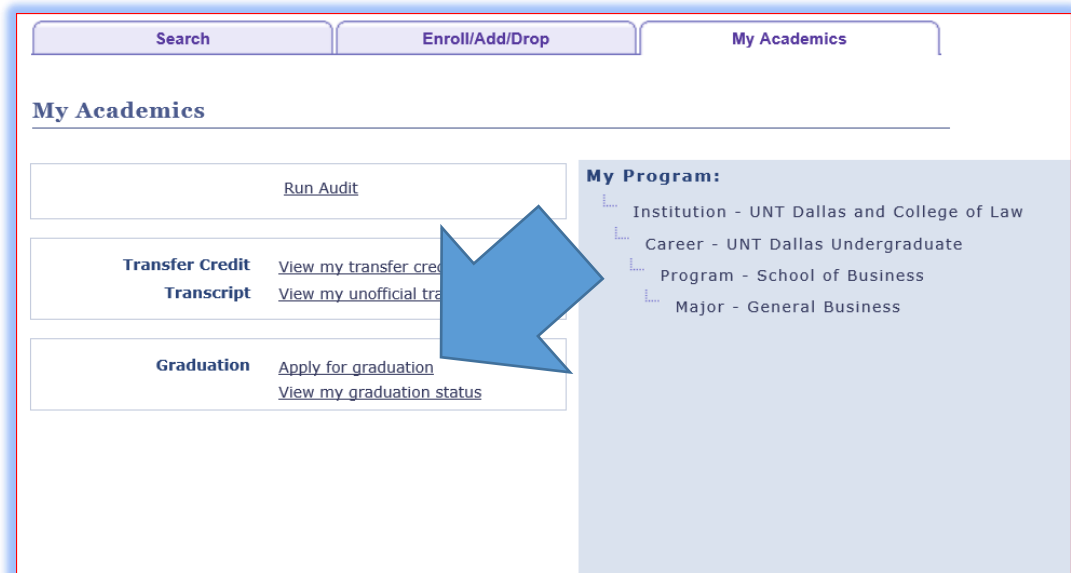
Step 2) Navigate to your Student Center



Step 3) Click on 'My Academics'



Step 4) Click on 'Apply for Graduation'



Step 5) Review your major, minor(s), and certificate(s) are correct and click on 'Apply for Graduation'

Apply for Graduation
Submit an Application for Graduation

Click on the Apply for Graduation link to proceed with your application. If the link is not visible you may not be eligible for graduation at this time. Please see your Academic Advisor for more information.

Program: School of Business

UNT Dallas and College of Law | UNT Dallas Undergraduate

Degree: Bachelor of Business Admin
Major: General Business

[Apply for Graduation](#)

go to ...

Step 6) Select Expected Graduation Term

Apply for Graduation
Select Graduation Term

The academic program listed below was selected to apply for graduation. If this is not correct, return to the previous page and select a different academic program.

Select a valid term to apply for graduation by selecting a value from the dropdown. Only terms in which you are able to apply for graduation will be displayed.

Program: School of Business

UNT Dallas and College of Law | UNT Dallas Undergraduate

Degree: Bachelor of Business Admin
Major: General Business

Expected Graduation Term

Graduation Instructions

Application for graduation is now online. Please contact your advising office if you have any questions about your eligibility to graduate. Contact the Registrar's Office at registrar@unt.edu if you have any technical problems applying



Step 7) Click 'Submit Application' and watch for the confirmation message.

The screenshot shows a web form with several sections. At the top, there is a dark blue header bar. Below it, a white box contains the text "dergraduate". Further down, another white box contains the text "I 2015". Below that, a white box contains the text "ontact your advising office if you have any", "act the Registrar's Office at", and "ems applying". At the bottom of the form, there is a green button with the text "SUBMIT APPLICATION". A large blue arrow points from the right side of the form towards the "SUBMIT APPLICATION" button.

The screenshot shows a confirmation message. At the top, the text "Apply for Graduation" is followed by "Submit Confirmation" in a larger, bold font. Below this, there is a blue checkmark icon followed by the text "You have successfully applied for graduation." At the bottom of the message, there is a search bar with the text "go to ..." and a dropdown arrow, followed by a circular button with two right-pointing arrows.