

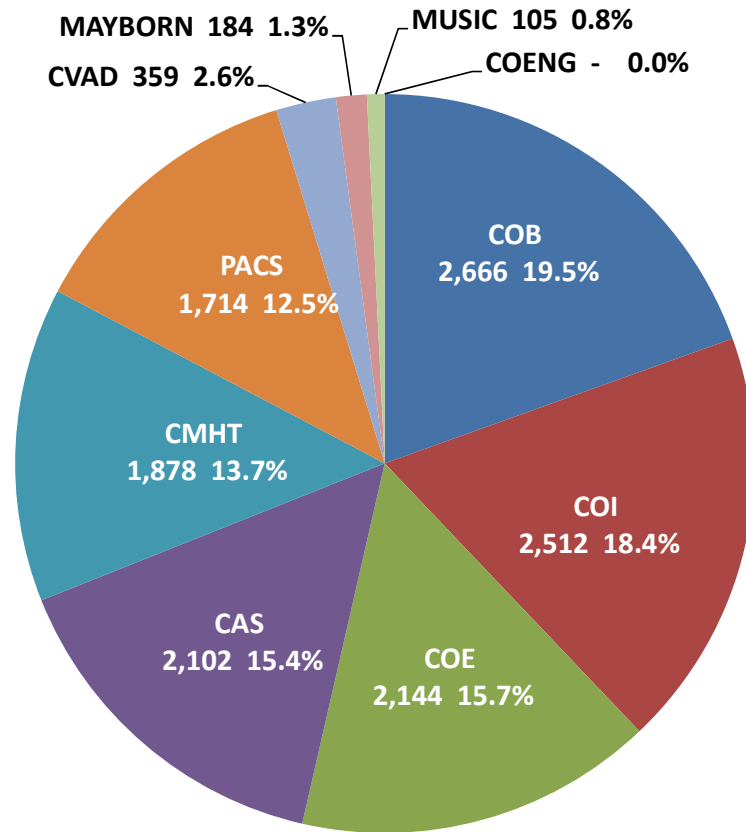
## The Big Picture

### Summer 2016 Enrollment

Total Internet: 13,664  
Total University: 35,167  
Percentage Delivered Online: 38.9%



### Summer 2016 - Internet Enrollments (INET) (Undergraduate & Graduate Combined)



- COB - College of Business
- COI - College of Information
- COE - College of Education
- CAS - College of Arts & Sciences
- CMHT - College of Merchandising, Hospitality & Tourism
- PACS - College of Public Affairs & Community Service
- CVAD - College of Visual Arts & Design
- MAYBORN - Mayborn School of Journalism
- MUSIC - College of Music
- COENG - College of Engineering

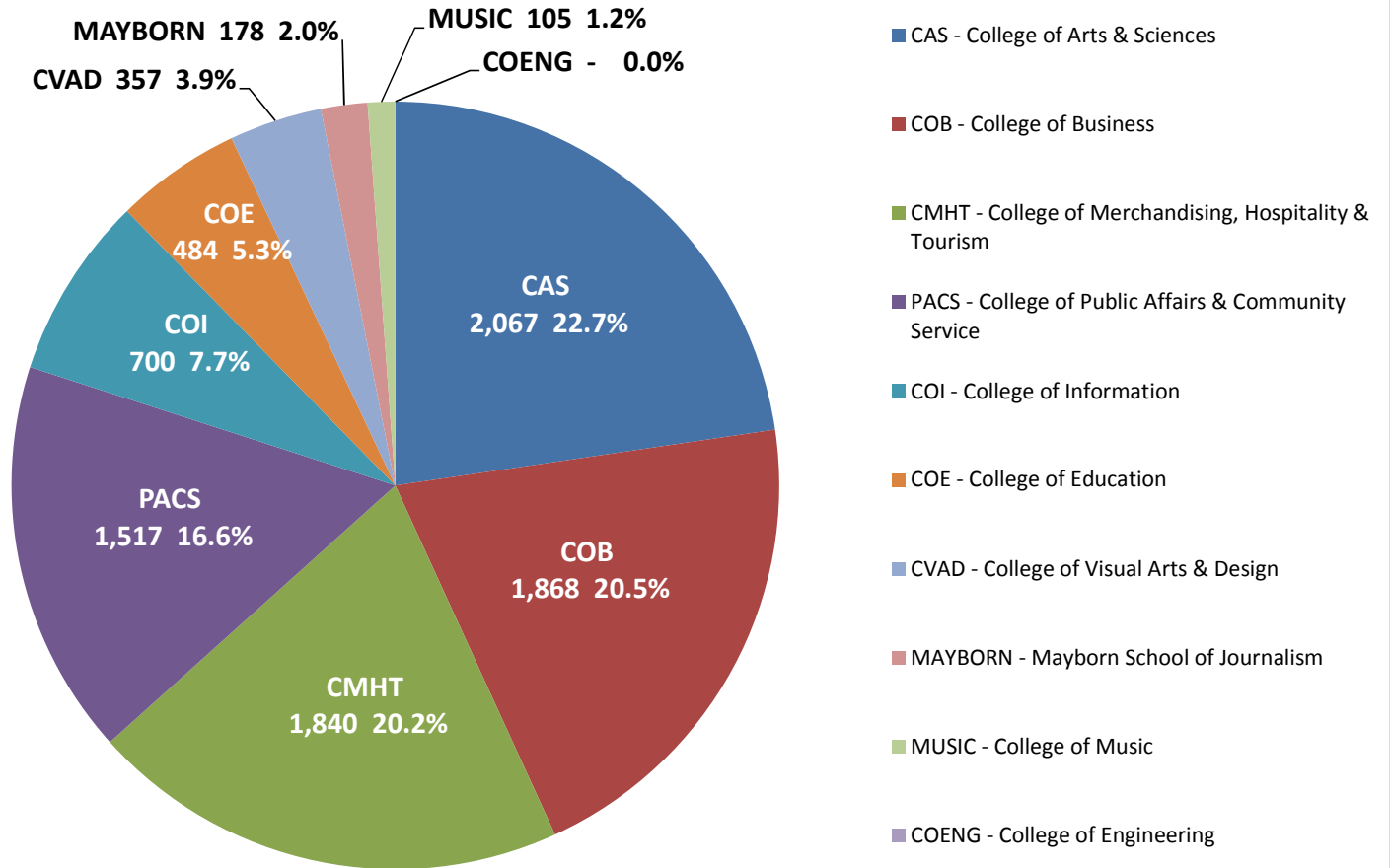
## The Big Picture

### Summer 2016 Undergraduate Enrollment

Total Internet: 9,116  
Total University: 28,406  
Percentage Delivered Online: 32.1%



### Summer 2016 - Internet Enrollments (INET) (Undergraduate Only)



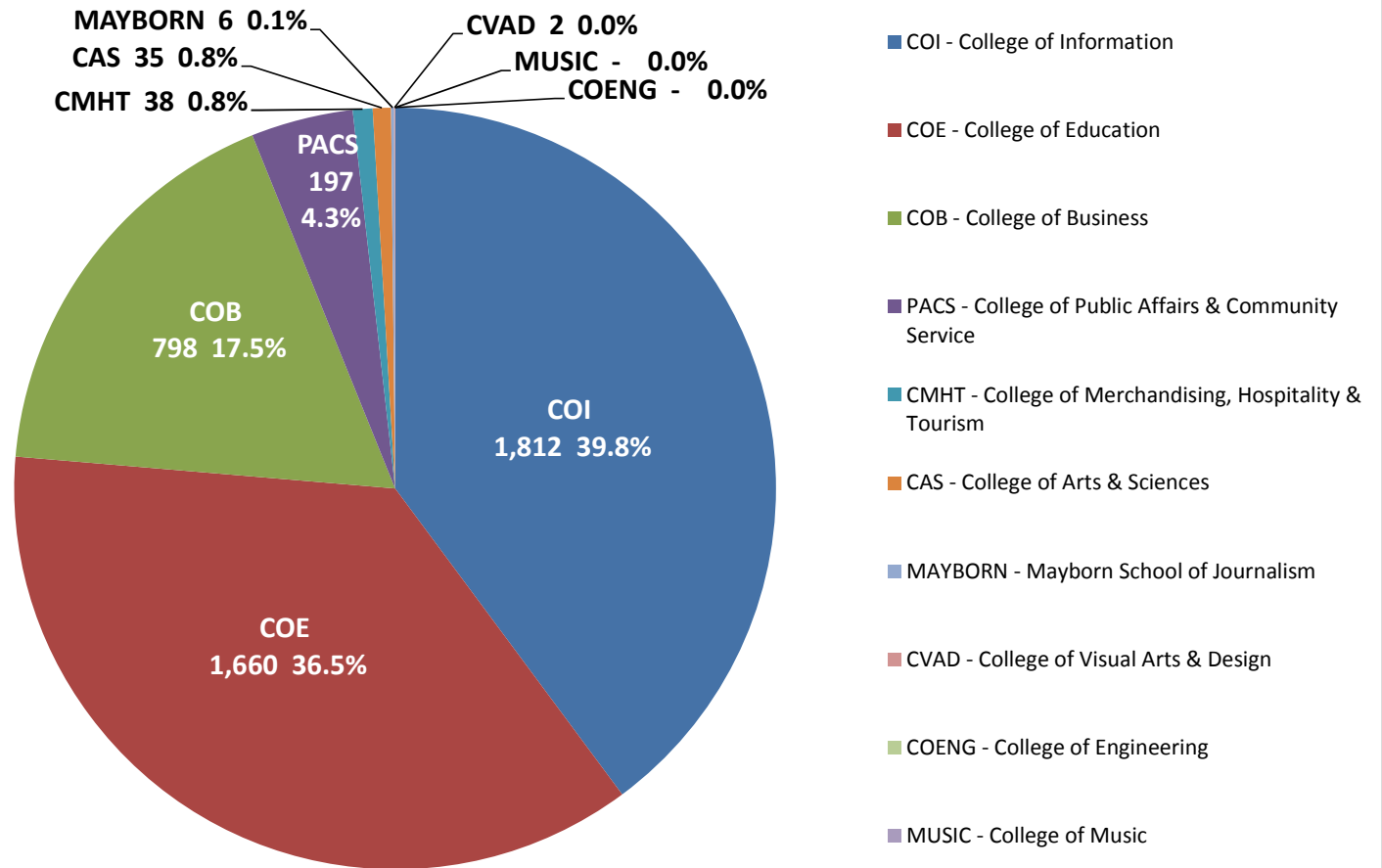
## The Big Picture

### Summer 2016 Graduate Enrollment

Total Internet: 4,548  
Total University: 6,761  
Percentage Delivered Online: 67.3%



### Summer 2016 - Internet Enrollments (INET) (Graduate Only)



## The Big Picture

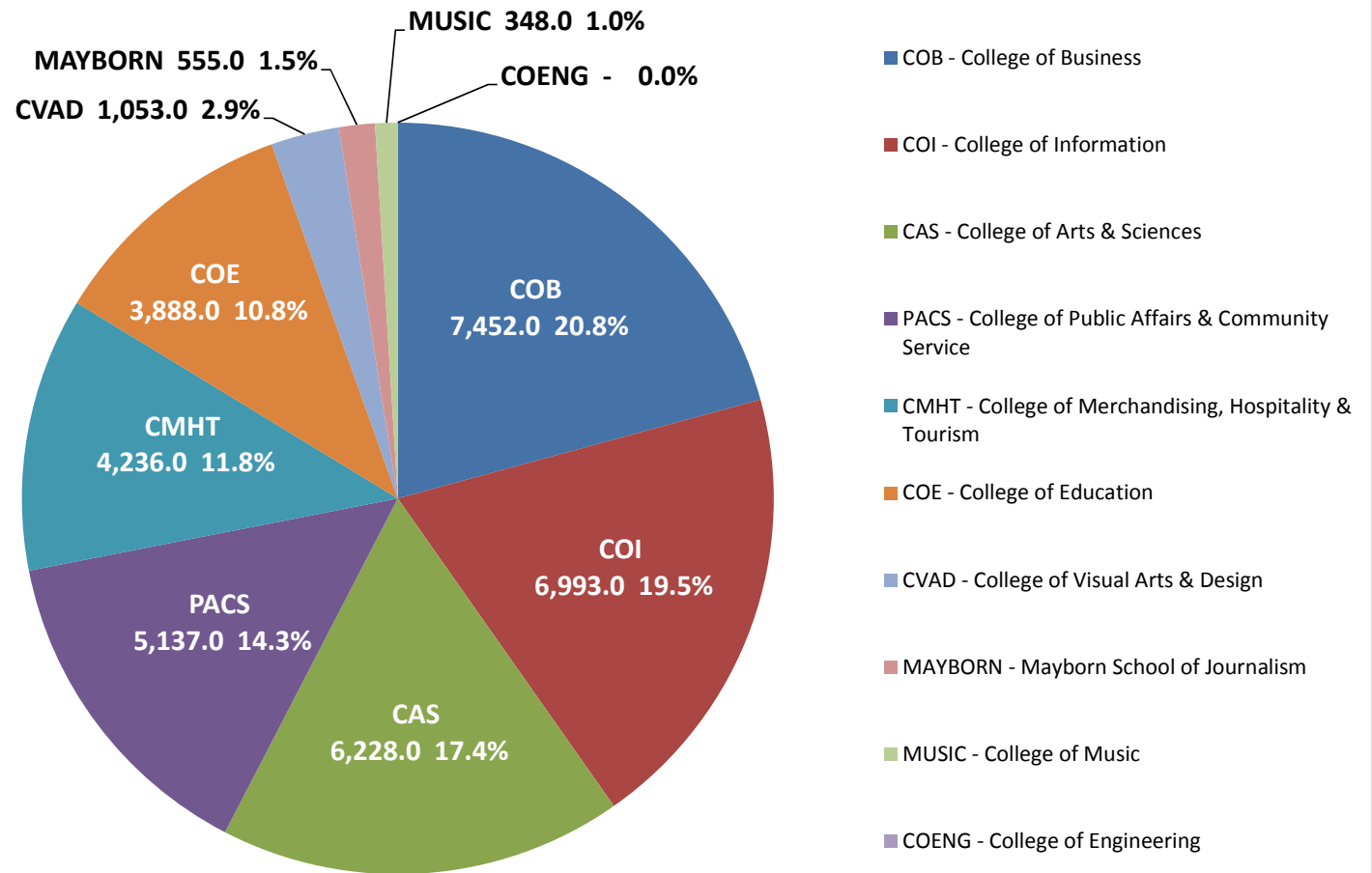
### Summer 2016 Semester Credit Hours

Total Internet: 35,890.0  
Ttl University: 94,650.50

Percentage Delivered Online: 37.9%

**UNT**  
EST. 1890

### Summer 2016 - Internet Hours (INET & INOS SCH) (Undergraduate & Graduate Combined)



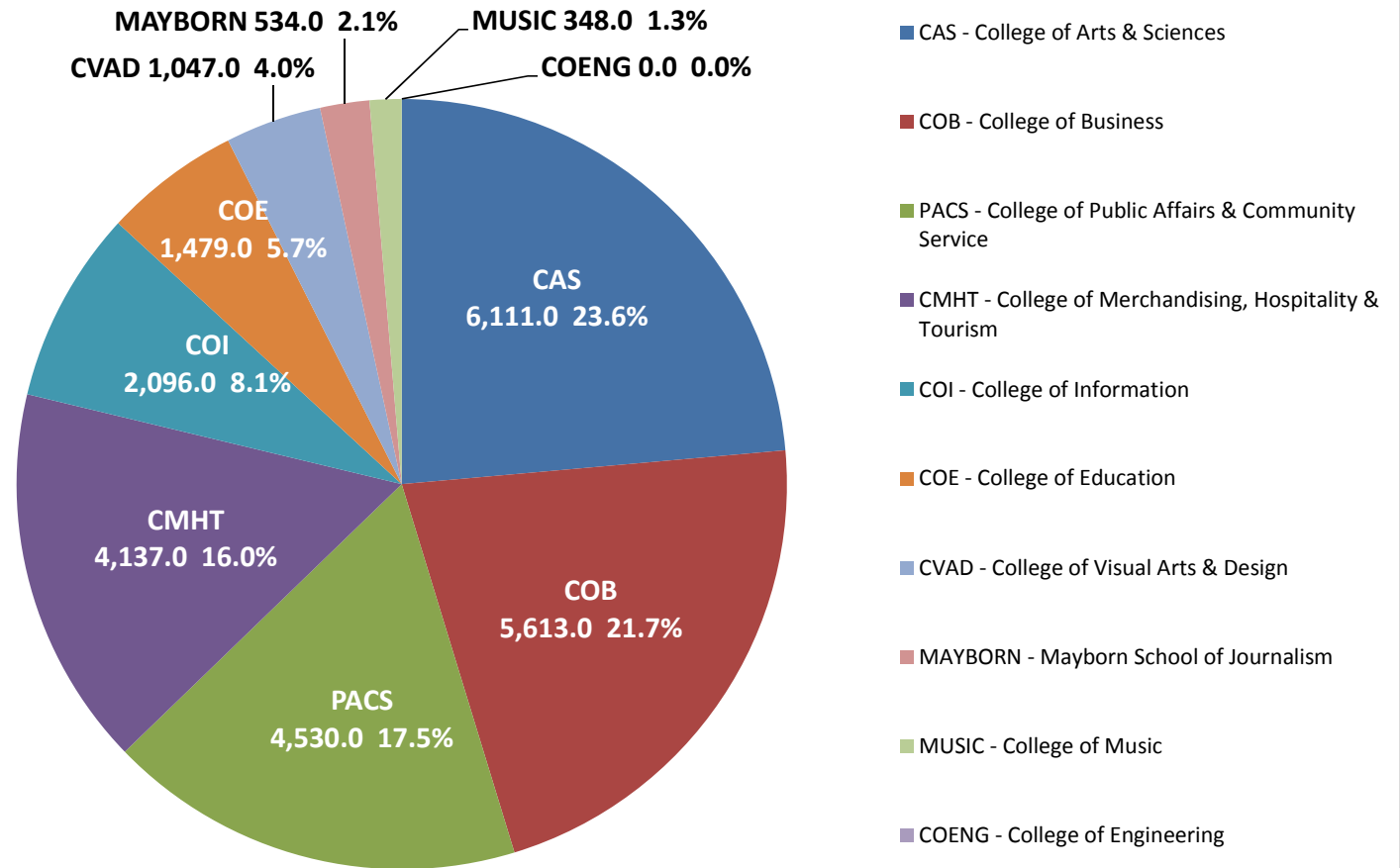
## The Big Picture

### Summer 2016 Undergraduate Semester Credit Hours

Total Internet: 25,895.0  
Ttl University: 72,612.0  
Percentage Delivered Online: 35.7%



### Summer 2016 - Internet Hours (INET & INOS SCH) (Undergraduate Only)



## The Big Picture

### Summer 2016 Graduate Semester Credit Hours

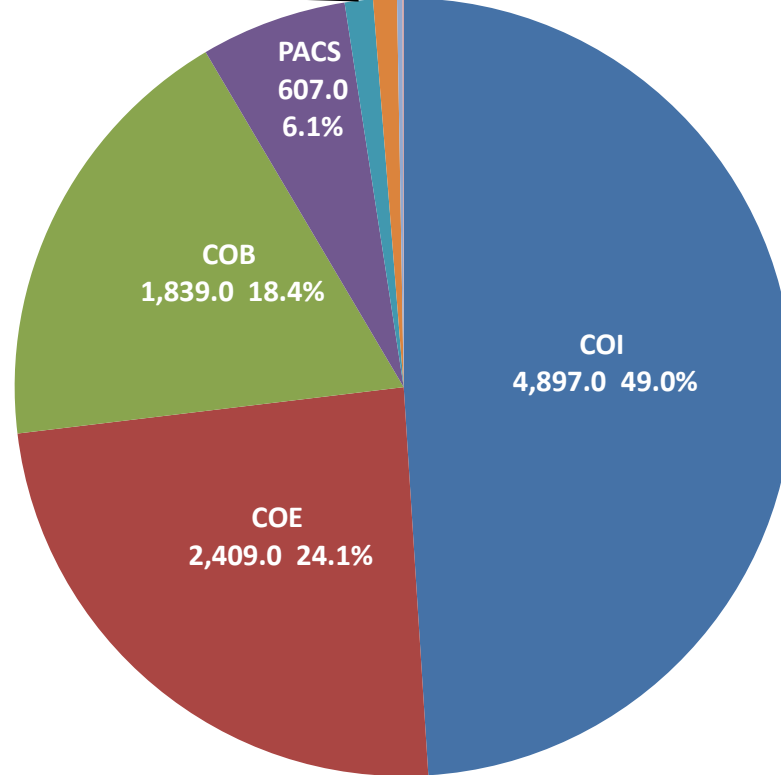
Total Internet: 9,995.0  
Tot. University: 22,038.5

Percentage Delivered  
Online: 45.4%

**UNT**  
EST. 1890

### Summer 2016 - Internet Hours (INET & INOS SCH) (Graduate Only)

MAYBORN 21.0 0.2%  
CMHT 99.0 1.0%  
CAS 117.0 1.2%  
CVAD 6.0 0.1%  
COENG - 0.0%  
MUSIC - 0.0%



- COI - College of Information
- COE - College of Education
- COB - College of Business
- PACS - College of Public Affairs & Community Service
- CAS - College of Arts & Sciences
- CMHT - College of Merchandising, Hospitality & Tourism
- MAYBORN - Mayborn School of Journalism
- CVAD - College of Visual Arts & Design
- COENG - College of Engineering
- MUSIC - College of Music

## The Big Picture

### Summer 2016 Headcount

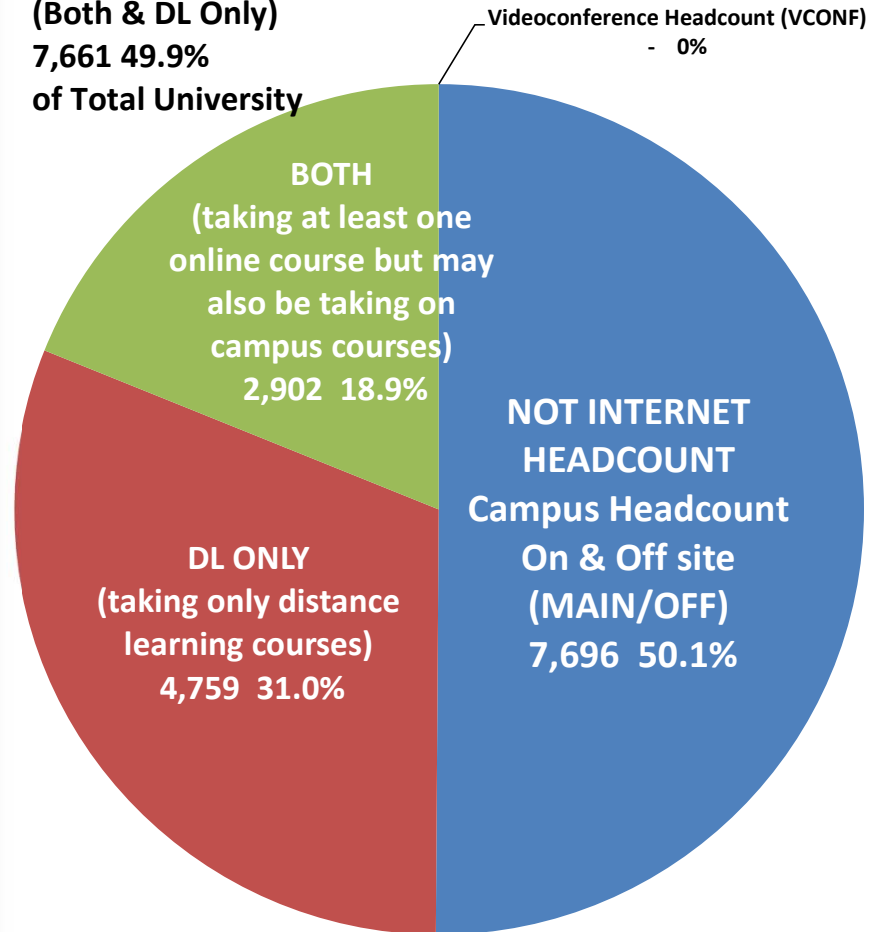
Total Internet: 7,661  
Total University: 15,357

Percentage Headcount from Electronically-delivered Courses 49.9%



## Summer 2016 - Internet Headcount (Undergraduate & Graduate Combined)

**INTERNET HEADCOUNT  
(Both & DL Only)**  
7,661 49.9%  
of Total University



- Campus Headcount -- On & Off site (MAIN / OFF)
- Internet Headcount - Distance Learning Only
- Internet Headcount - Both (Internet and DL Only)
- Videoconference Headcount (VCONF)

## The Big Picture

### Summer 2016 Undergraduate Headcount

Total Internet: 5,309  
Total University: 11,815

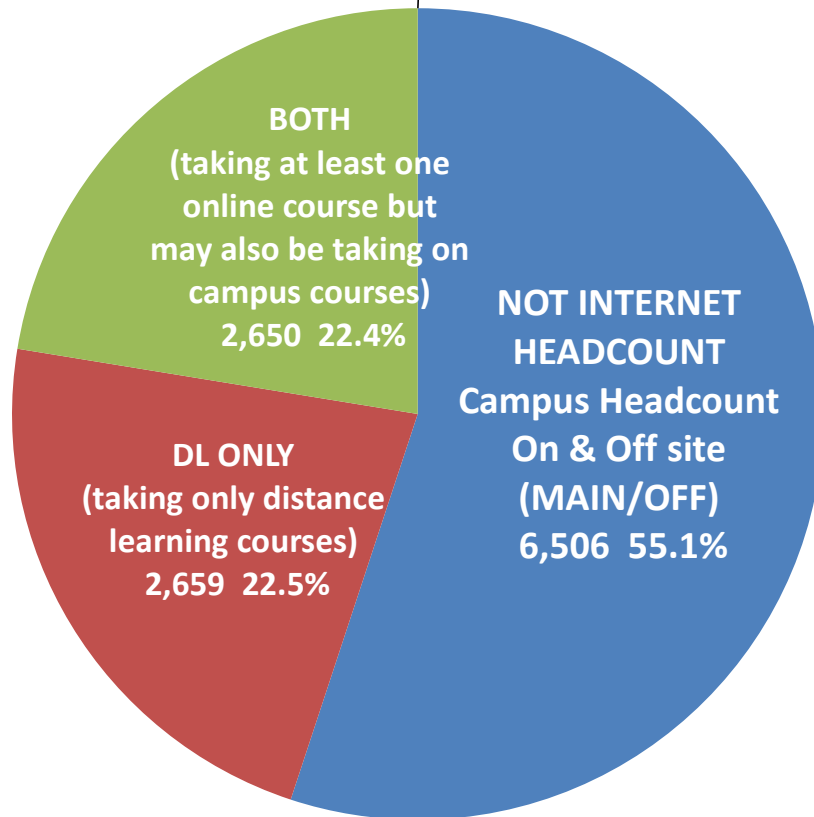
Percentage Headcount from Electronically-delivered Courses: 44.9%



### Summer 2016 - Internet Headcount (Undergraduate Only)

**INTERNET HEADCOUNT (Both & DL Only)**  
5,309 44.9%

**Videoconference Headcount (VCONF)**  
- 0.0%



- Campus Headcount -- On & Off site (MAIN / OFF)
- Internet Headcount - Distance Learning Only
- Internet Headcount - Both (Internet and DL Only)
- Videoconference Headcount (VCONF)



## The Big Picture

### Summer 2016 Graduate Headcount

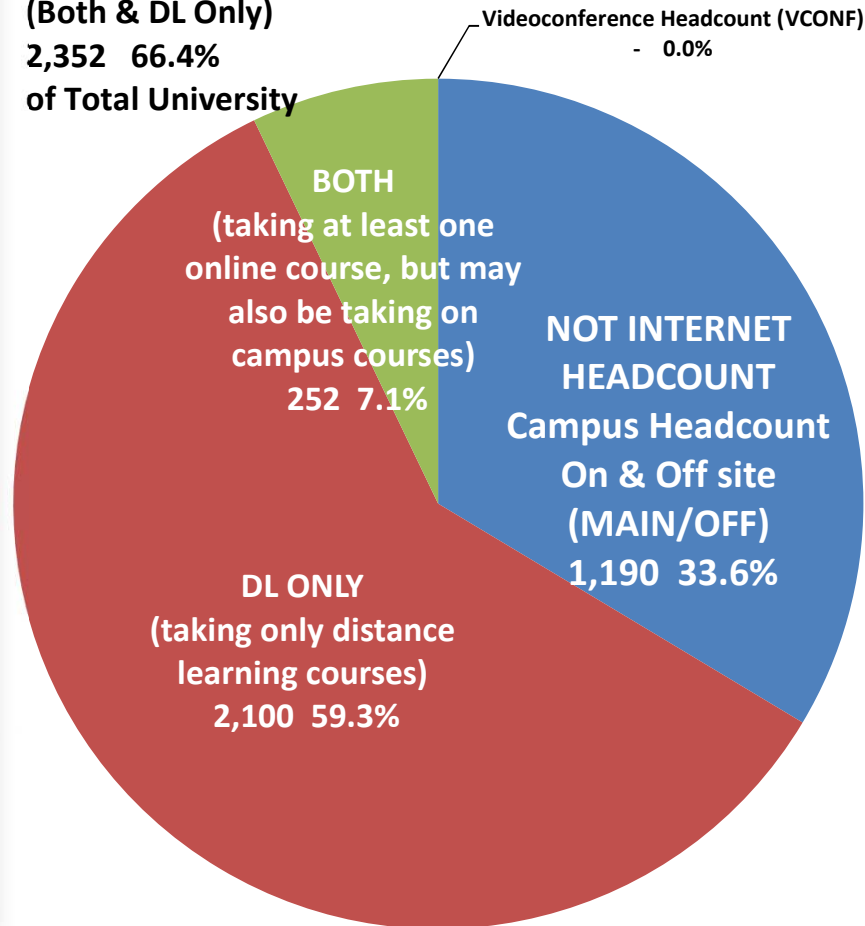
Total Internet: 2,352  
Total University: 3,542

Percentage Headcount from Electronically-delivered courses: 66.4%



## Summer 2016 - Internet Headcount (Graduate Only)

**INTERNET HEADCOUNT (Both & DL Only)**  
2,352 66.4%  
of Total University



- Campus Headcount -- On & Off site (MAIN / OFF)
- Internet Headcount - Distance Learning Only
- Internet Headcount - Both (Internet and DL Only)
- Videoconference Headcount (VCONF)