

## The Big Picture

### Spring 2014 Enrollment

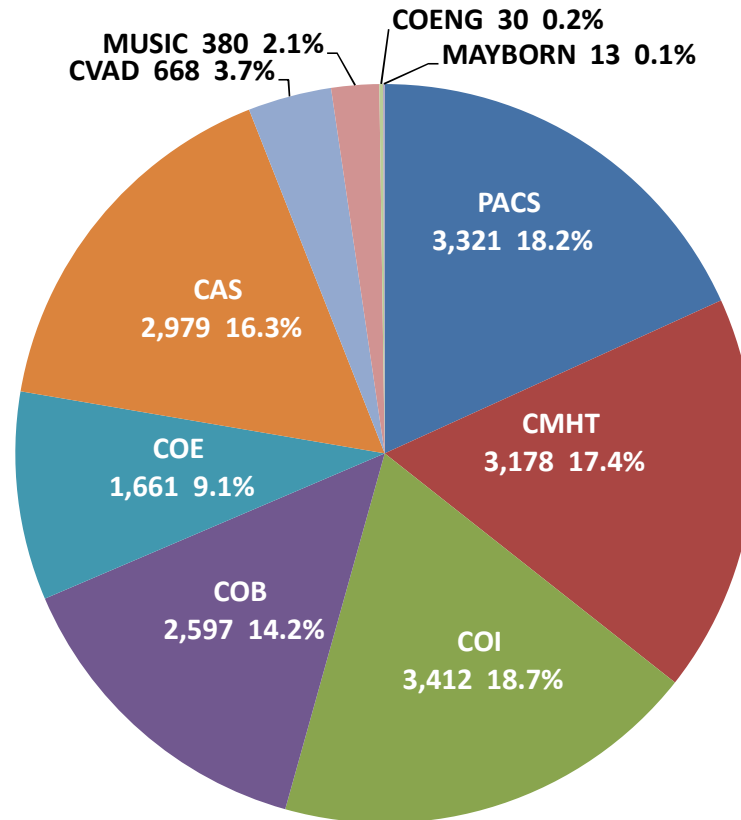
Total Internet: 18,239  
Total University: 156,939

Percentage Delivered  
Online: 11.6%

# UNT

UNIVERSITY OF NORTH TEXAS®

### Spring 2014 - Internet Enrollments (INET) (Undergraduate & Graduate Combined)



- PACS - College of Public Affairs & Community Service
- CMHT - College of Merchandising, Hospitality & Tourism
- COI - College of Information
- COB - College of Business
- COE - College of Education
- CAS - College of Arts & Sciences
- CVAD - College of Visual Arts & Design
- MUSIC - College of Music
- COENG - College of Engineering
- MAYBORN - Mayborn School of Journalism

## The Big Picture

### Spring 2014 Undergraduate Enrollment

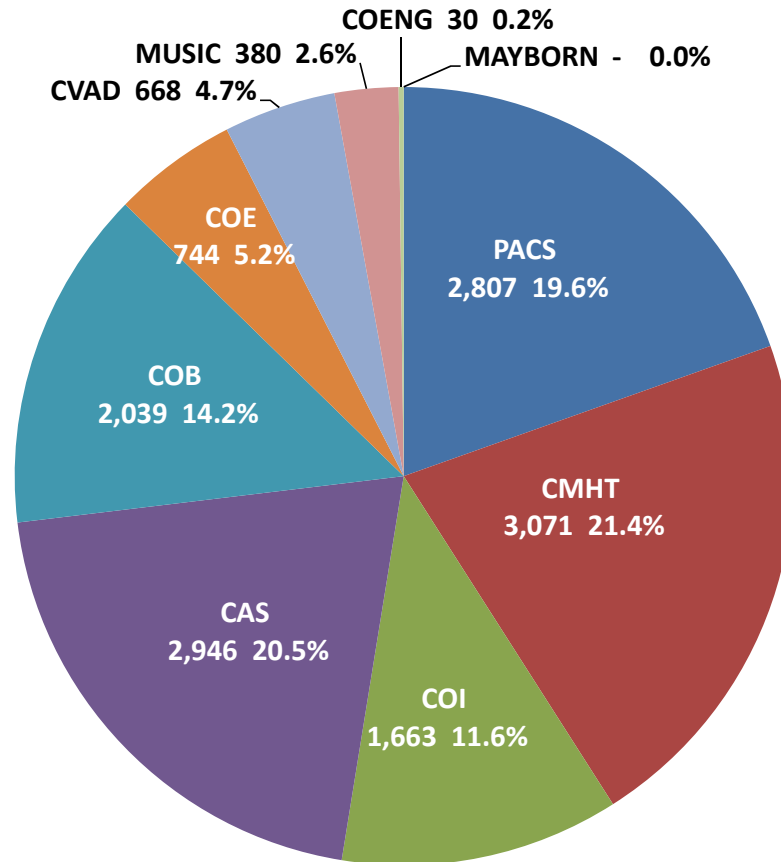
Total Internet: 14,348  
Total University: 141,823

Percentage Delivered Online: 10.1%

# UNT

UNIVERSITY OF NORTH TEXAS®

### Spring 2014 - Internet Enrollments (INET) (Undergraduate Only)



- PACS - College of Public Affairs & Community Service
- CMHT - College of Merchandising, Hospitality & Tourism
- COI - College of Information
- CAS - College of Arts & Sciences
- COB - College of Business
- COE - College of Education
- CVAD - College of Visual Arts & Design
- MUSIC - College of Music
- COENG - College of Engineering
- MAYBORN - Mayborn School of Journalism

## The Big Picture

### Spring 2014 Graduate Enrollment

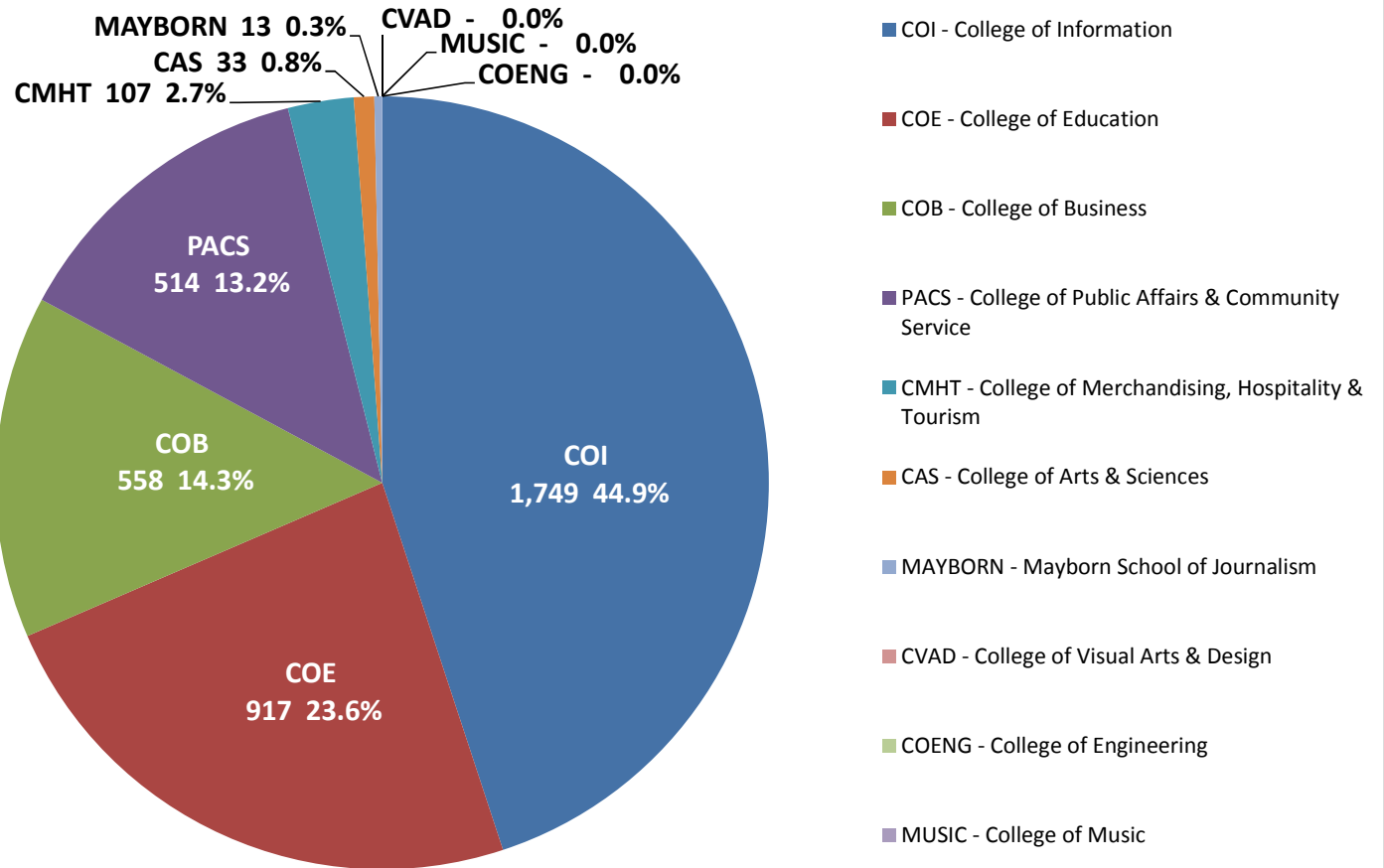
Total Internet: 3,891  
Total University: 15,116

Percentage Delivered Online: 25.7%

# UNT

UNIVERSITY OF NORTH TEXAS®

### Spring 2014 - Internet Enrollments (INET) (Graduate Only)



## The Big Picture

### Spring 2014 Semester Credit Hours

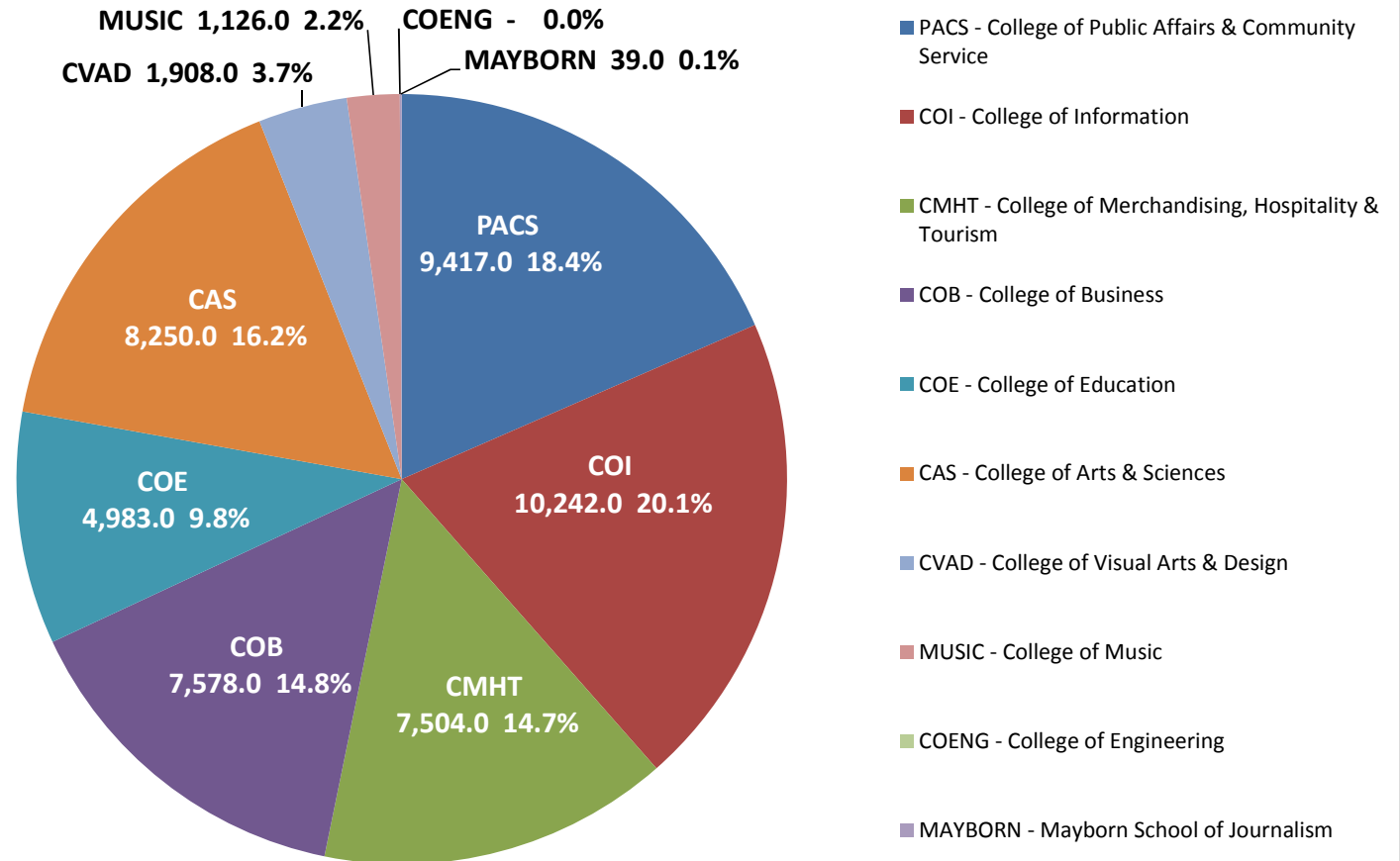
Total Internet: 51,047  
Ttl University: 382,416

Percentage Delivered  
Online: 13.3%

# UNT

UNIVERSITY OF NORTH TEXAS®

### Spring 2014 - Internet Hours (INET & INOS SCH) (Undergraduate & Graduate Combined)



## The Big Picture

### Spring 2014 Undergraduate Semester Credit Hours

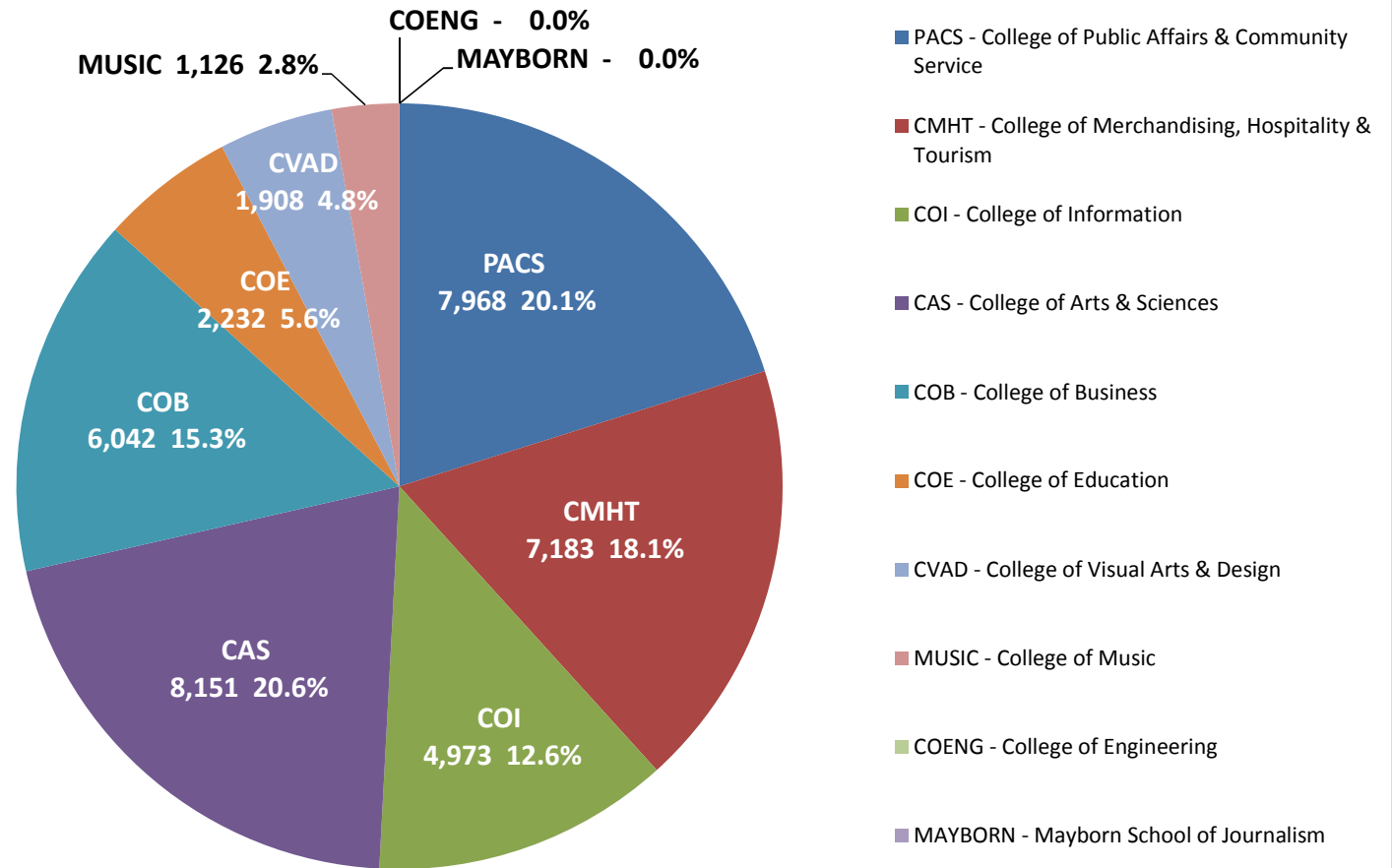
Total Internet: 39,583  
Total University: 340,245

Percentage Delivered Online: 11.06%

# UNT

UNIVERSITY OF NORTH TEXAS®

### Spring 2014 - Internet Hours (INET & INOS SCH) (Undergraduate Only)



## The Big Picture

### Spring 2014 Graduate Semester Credit Hours

Total Internet: 11,464.0  
Tot. University: 42,171.0

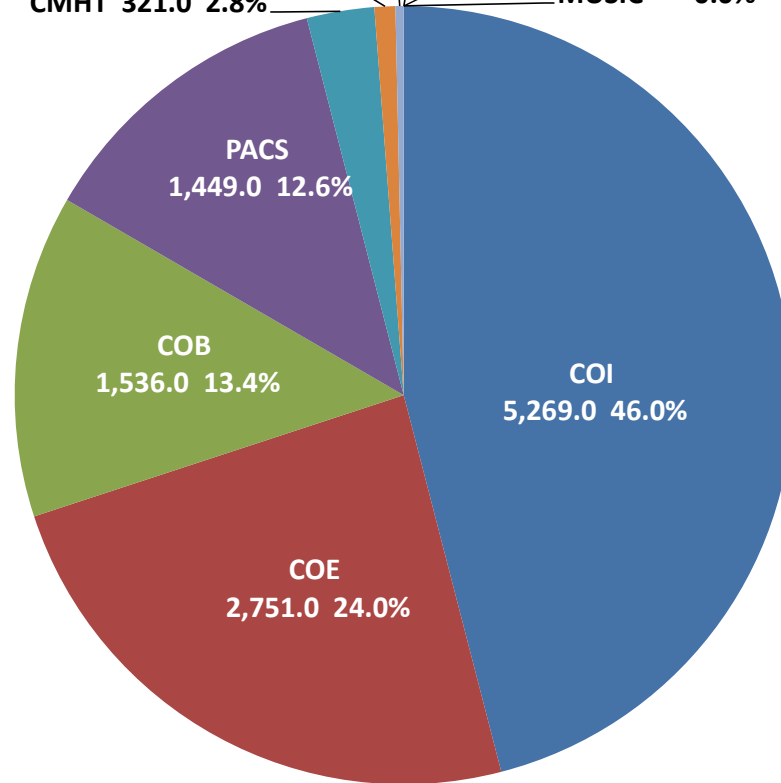
Percentage Delivered  
Online: 27.2%

# UNT

UNIVERSITY OF NORTH TEXAS®

### Spring 2014 - Internet Hours (INET & INOS SCH) (Graduate Only)

MAYBORN 39.0 0.3%    COENG - 0.0%  
CAS 99.0 0.9%    CVAD - 0.0%  
CMHT 321.0 2.8%    MUSIC - 0.0%



- COI - College of Information
- COE - College of Education
- COB - College of Business
- PACS - College of Public Affairs & Community Service
- CMHT - College of Merchandising, Hospitality & Tourism
- CAS - College of Arts & Sciences
- MAYBORN - Mayborn School of Journalism
- COENG - College of Engineering
- CVAD - College of Visual Arts & Design
- MUSIC - College of Music

## The Big Picture

### Spring 2014 Headcount

Total Internet: 11,295  
Total University: 34,237

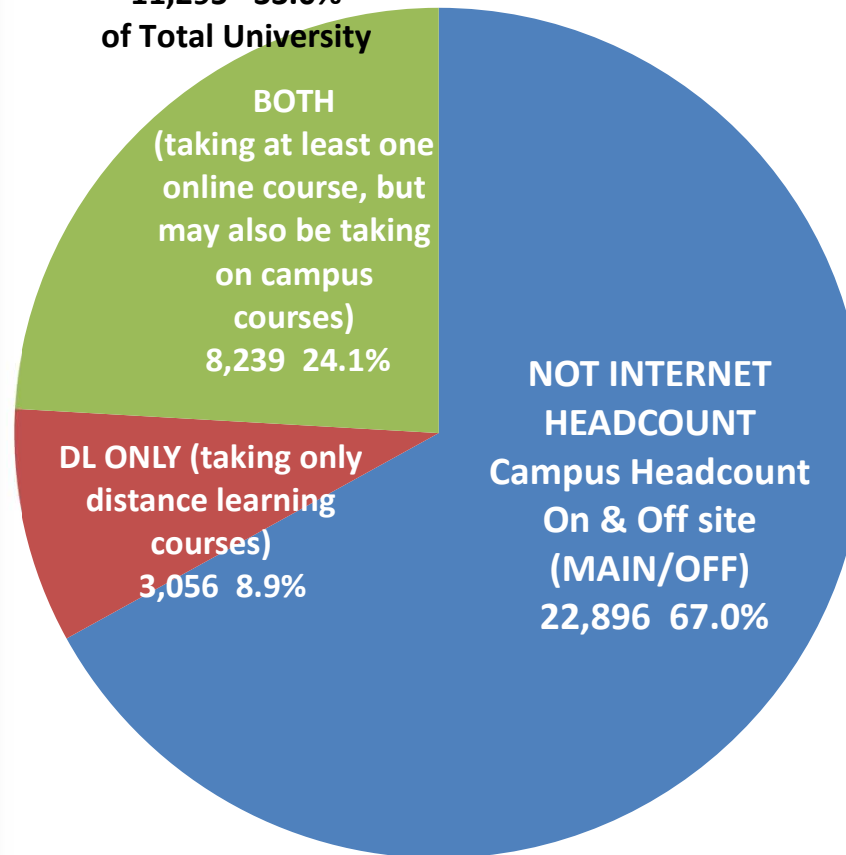
Percentage Headcount  
from  
Electronically-delivered  
Courses: 33.0%

# UNT

UNIVERSITY OF NORTH TEXAS®

## Spring 2014 - Internet Headcount (Undergraduate & Graduate Combined)

**INTERNET HEADCOUNT**  
(Both & DL Only)  
**11,295 33.0%**  
of Total University



- Campus Headcount -- On & Off site (MAIN / OFF)
- Internet Headcount - Distance Learning Only
- Internet Headcount - Both (Internet and DL Only)

## The Big Picture

### Spring 2014 Undergraduate Headcount

Total Internet: 9,039  
Total University: 28,049

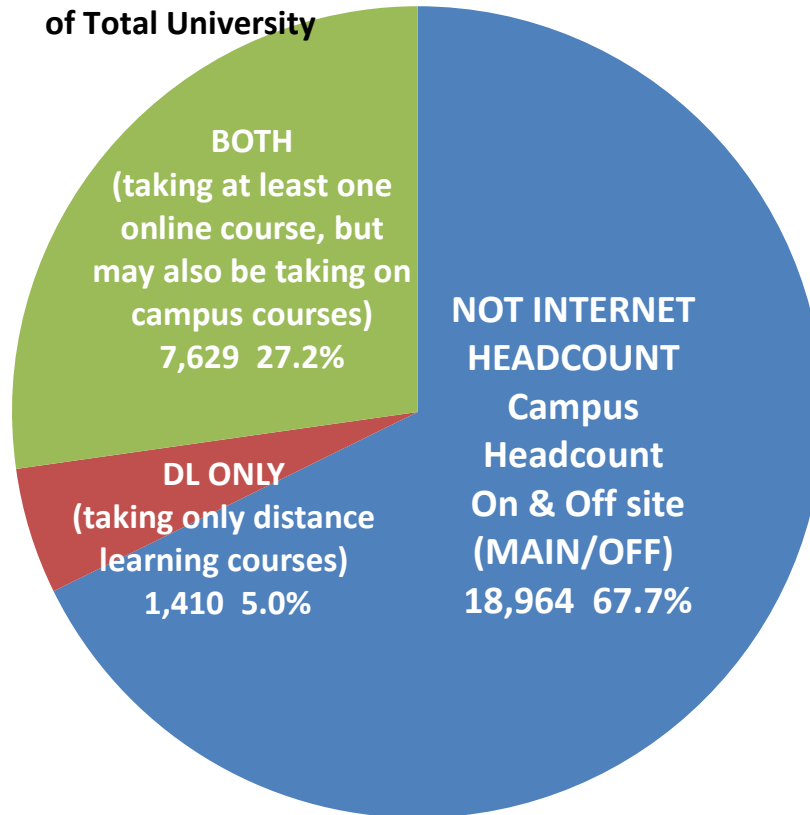
Percentage Headcount from Electronically-delivered Courses: 32.2%

# UNT

UNIVERSITY OF NORTH TEXAS®

### Spring 2014 - Internet Headcount (Undergraduate Only)

**INTERNET HEADCOUNT**  
**(Both & DL Only)**  
**9,039 32.2%**  
**of Total University**



- Campus Headcount -- On & Off site (MAIN / OFF)
- Internet Headcount - Distance Learning Only
- Internet Headcount - Both (Internet and DL Only)



## The Big Picture

### Spring 2014 Graduate Headcount

Total Internet: 2,256  
Total University: 6,188

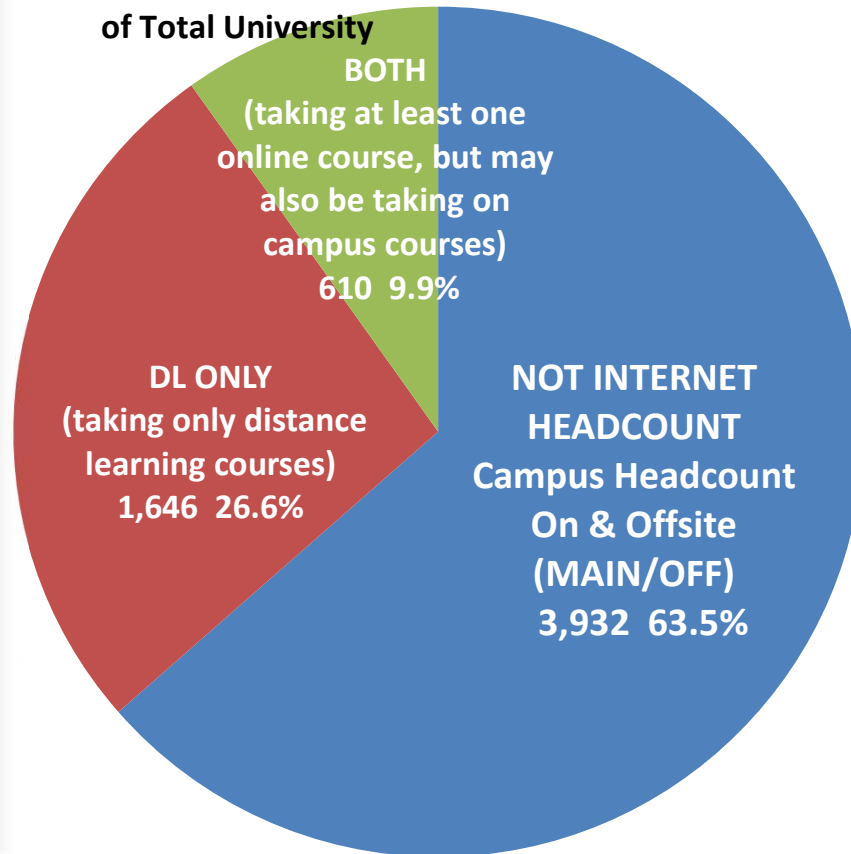
Percentage Headcount from Electronically-delivered courses: 36.5%

**UNT**

UNIVERSITY OF NORTH TEXAS®

## Spring 2014 - Internet Headcount (Graduate Only)

**INTERNET HEADCOUNT  
(Both & DL Only)**  
2,256 36.5%  
of Total University



- Campus Headcount -- On & Off site (MAIN / OFF)
- Internet Headcount - Distance Learning Only
- Internet Headcount - Both (Internet and DL Only)