

The Big Picture

Spring 2015 Enrollment

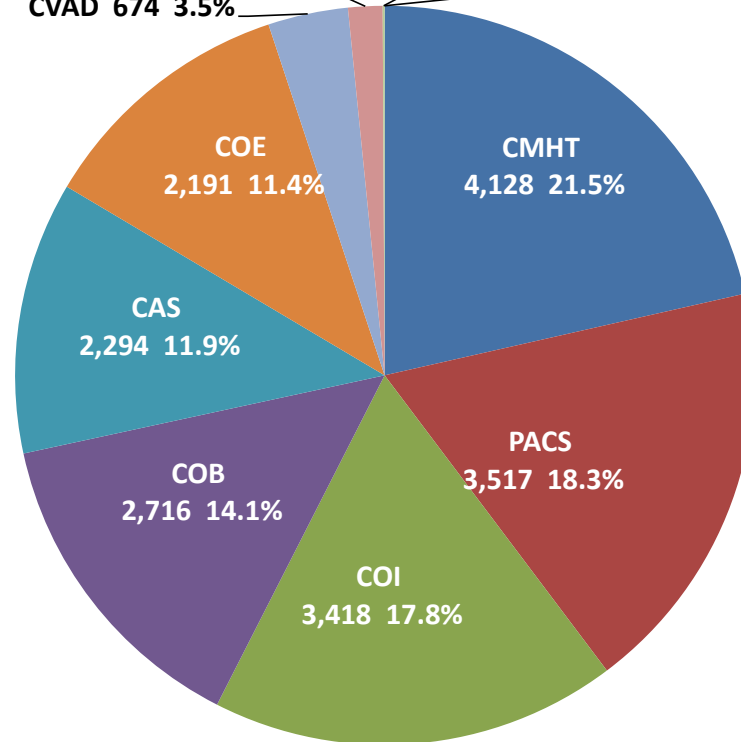
Total Internet: 19,243
Total University: 155,232
Percentage Delivered Online: 12.4%

UNT

UNIVERSITY OF NORTH TEXAS®

Spring 2015 - Internet Enrollments (INET) (Undergraduate & Graduate Combined)

MUSIC 289 1.5%
CVAD 674 3.5%
MAYBORN 16 0.1%
COENG - 0.0%



- CMHT - College of Merchandising, Hospitality & Tourism
- PACS - College of Public Affairs & Community Service
- COI - College of Information
- COB - College of Business
- CAS - College of Arts & Sciences
- COE - College of Education
- CVAD - College of Visual Arts & Design
- MUSIC - College of Music
- MAYBORN - Mayborn School of Journalism
- COENG - College of Engineering

The Big Picture

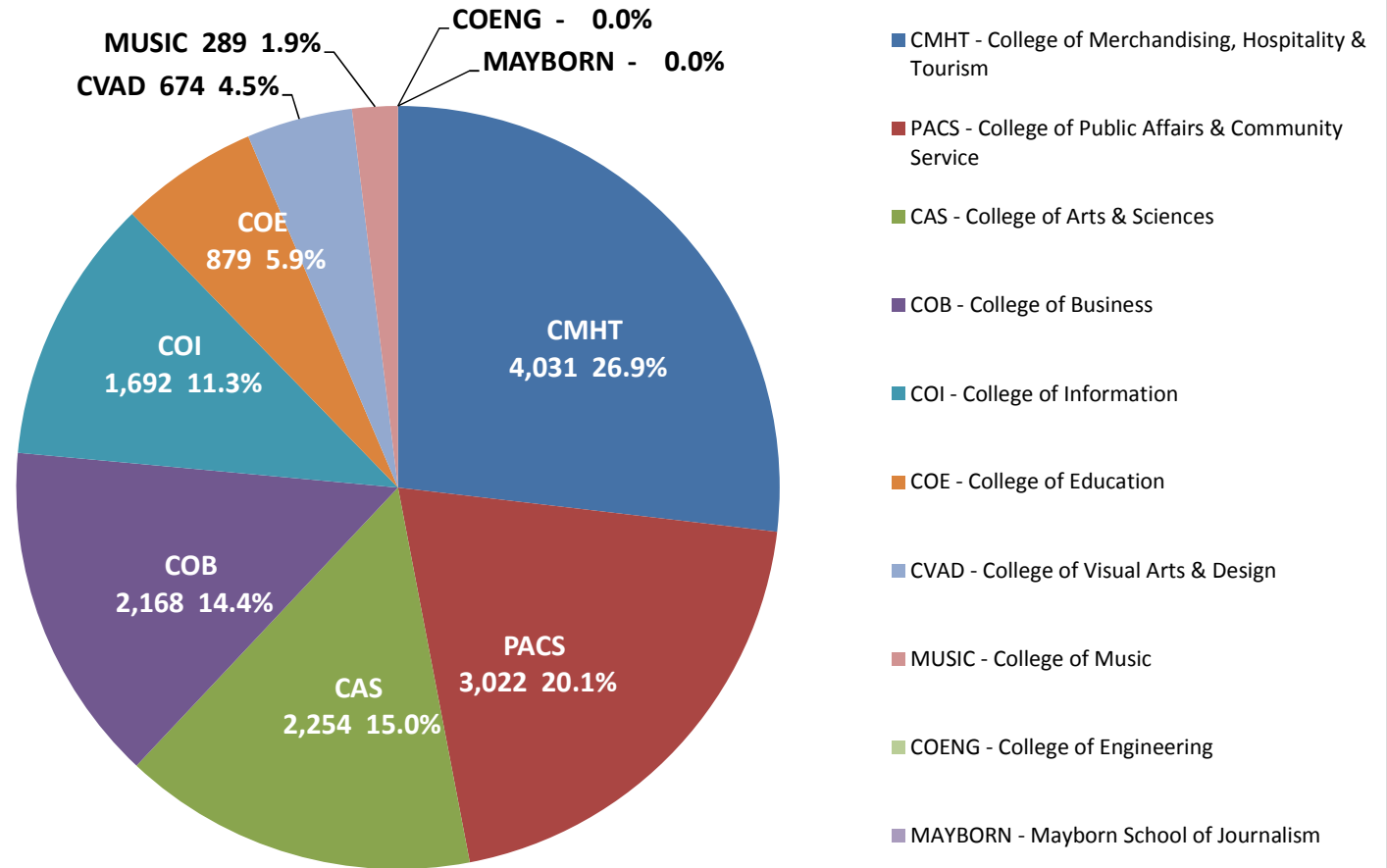
Spring 2015 Undergraduate Enrollment

Total Internet: 15,009
Total University: 140,269
Percentage Delivered Online: 10.7%

UNT

UNIVERSITY OF NORTH TEXAS®

Spring 2015 - Internet Enrollments (INET) (Undergraduate Only)



The Big Picture

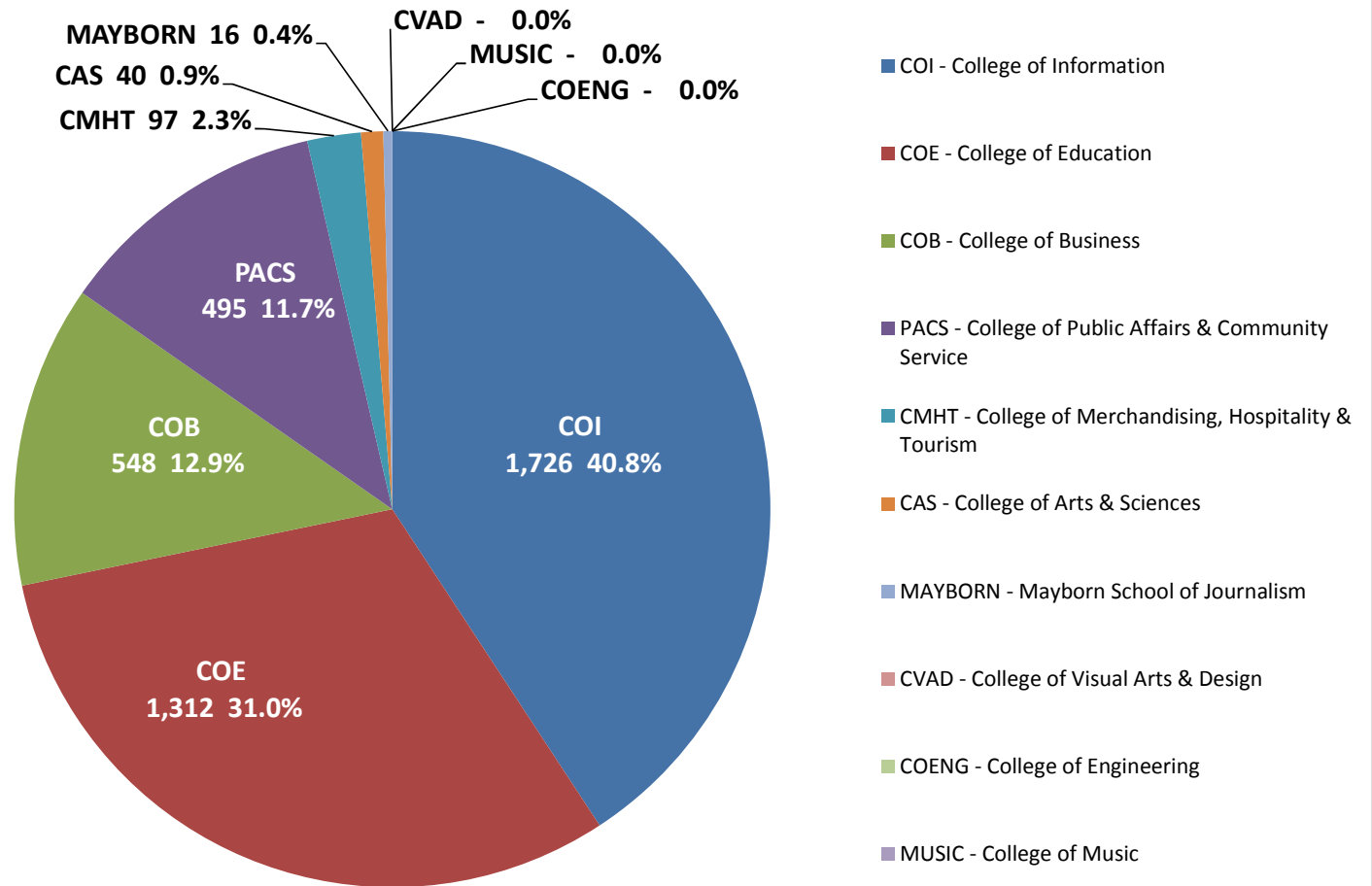
Spring 2015 Graduate Enrollment

Total Internet: 4,234
Total University: 14,963
Percentage Delivered Online: 28.3%

UNT

UNIVERSITY OF NORTH TEXAS®

Spring 2015 - Internet Enrollments (INET) (Graduate Only)



The Big Picture

Spring 2015 Semester Credit Hours

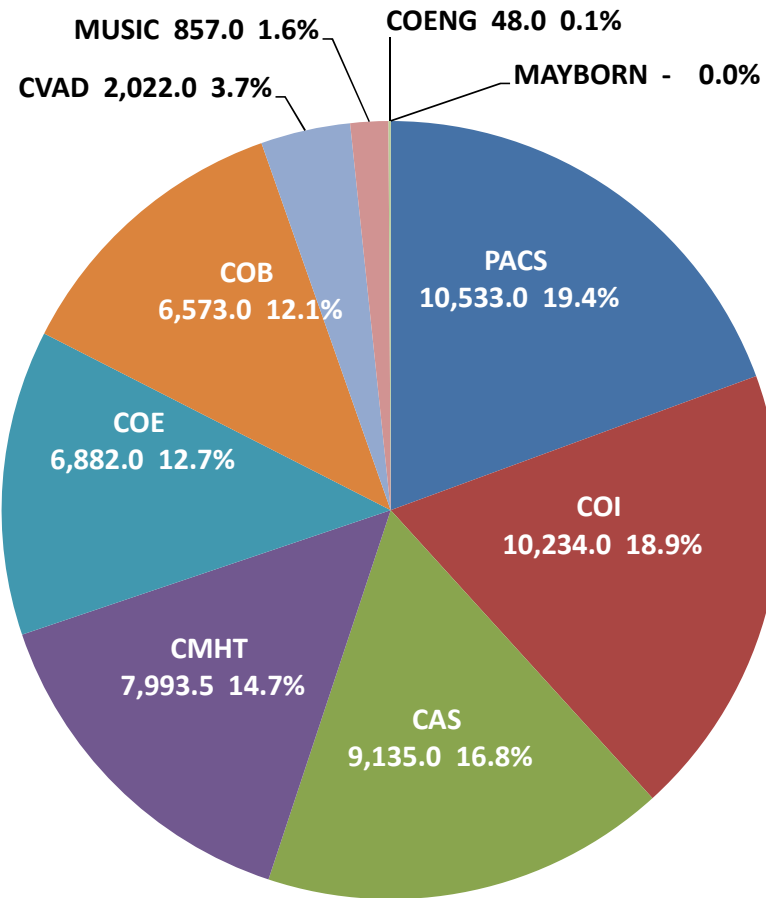
Total Internet: 54,277.50
Ttl University: 391,155.0

Percentage Delivered Online: 13.9%

UNT

UNIVERSITY OF NORTH TEXAS®

Spring 2015 - Internet Hours (INET & INOS SCH) (Undergraduate & Graduate Combined)



- PACS - College of Public Affairs & Community Service
- COI - College of Information
- CMHT - College of Merchandising, Hospitality & Tourism
- COB - College of Business
- CAS - College of Arts & Sciences
- COE - College of Education
- CVAD - College of Visual Arts & Design
- MUSIC - College of Music
- MAYBORN - Mayborn School of Journalism
- COENG - College of Engineering

The Big Picture

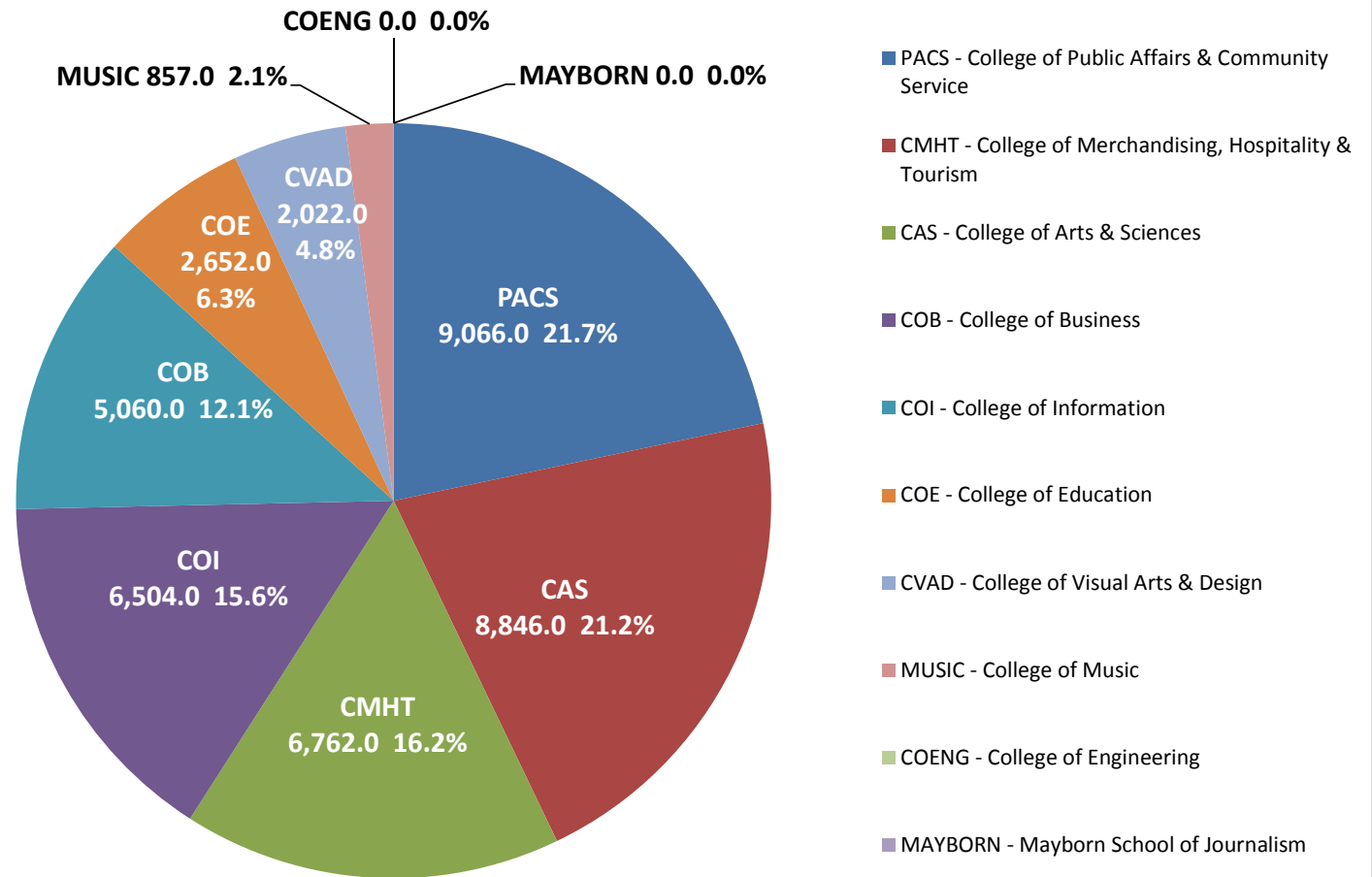
Spring 2015 Undergraduate Semester Credit Hours

Total Internet: 41,769
Total University: 347,929
Percentage Delivered Online: 12.0%

UNT

UNIVERSITY OF NORTH TEXAS®

Spring 2015 - Internet Hours (INET & INOS SCH) (Undergraduate Only)



The Big Picture

Spring 2015 Graduate Semester Credit Hours

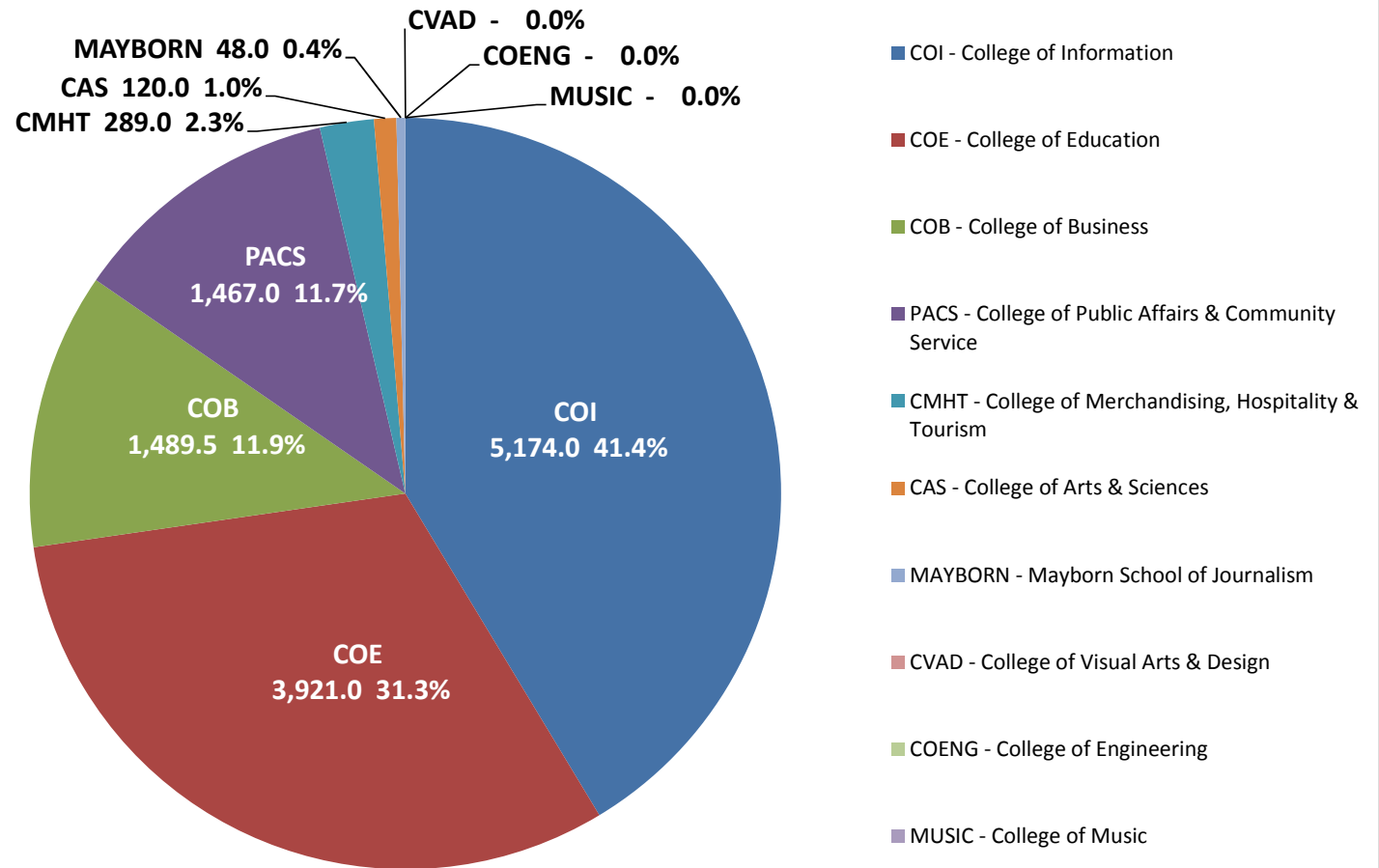
Total Internet: 12,508.5
Tot. University: 43,225.5

Percentage Delivered
Online: 28.9%

UNT

UNIVERSITY OF NORTH TEXAS®

Spring 2015 - Internet Hours (INET & INOS SCH) (Graduate Only)



The Big Picture

Spring 2015 Headcount

Total Internet: 11,816
Total University: 34,618

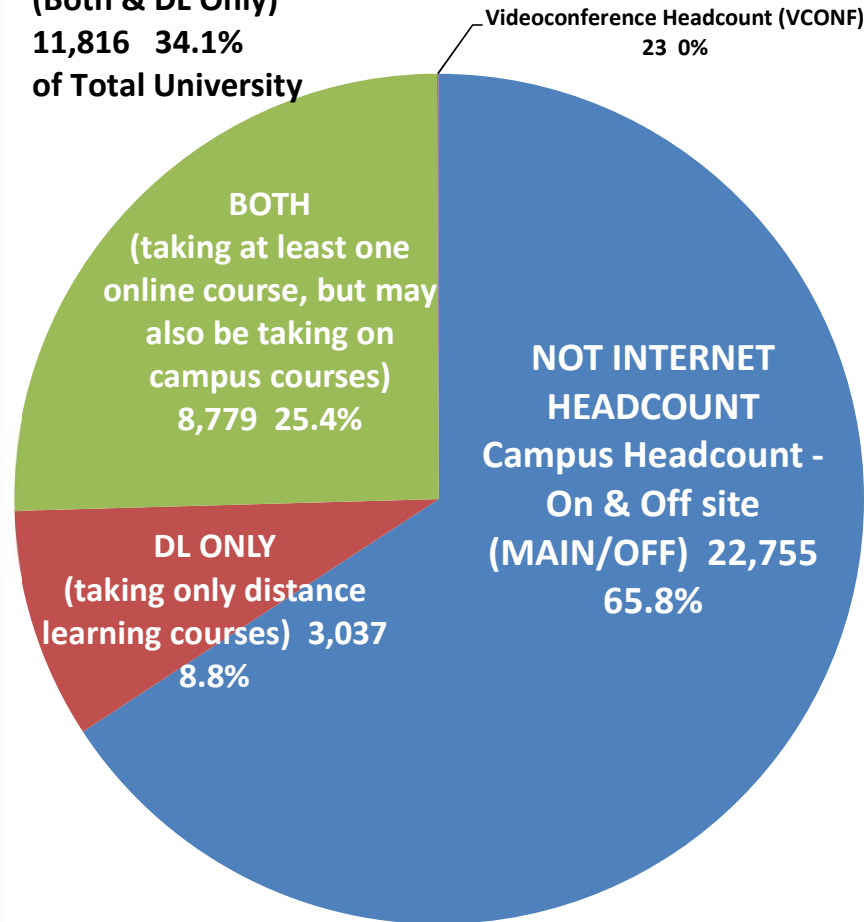
Percentage Headcount from Electronically-delivered Courses: 34.1%

UNT

UNIVERSITY OF NORTH TEXAS®

Spring 2015 - Internet Headcount (Undergraduate & Graduate Combined)

**INTERNET HEADCOUNT
(Both & DL Only)**
11,816 34.1%
of Total University



- Campus Headcount -- On & Off site (MAIN / OFF)
- Internet Headcount - Distance Learning Only
- Internet Headcount - Both (Internet and DL Only)
- Videoconference Headcount (VCONF)

The Big Picture

Spring 2015 Undergraduate Headcount

Total Internet: 9,390
Total University: 28,398

Percentage Headcount from Electronically-delivered Courses: 33.1%

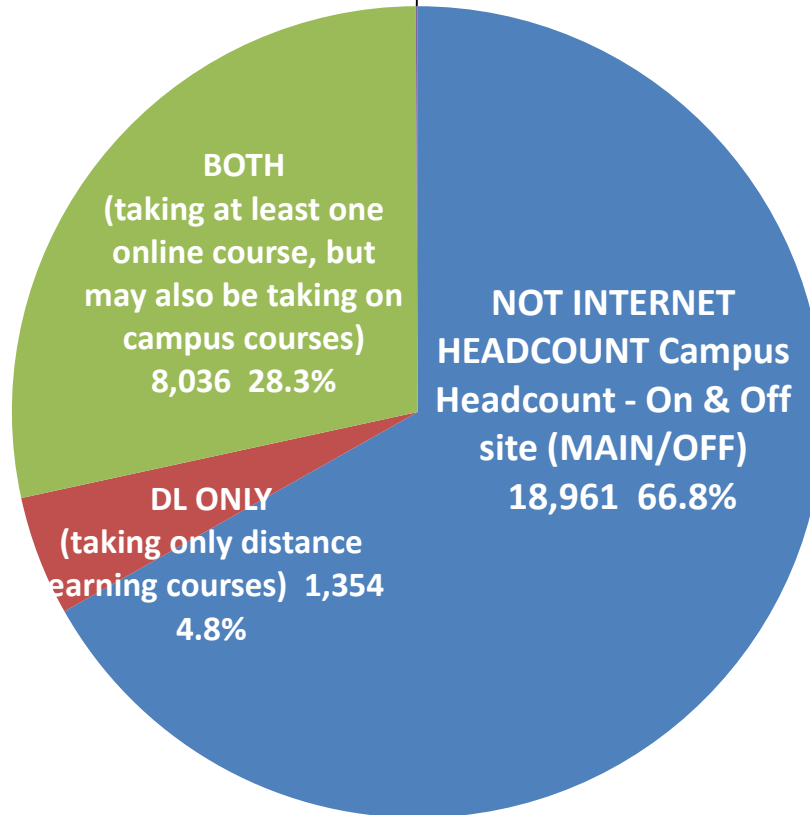
UNT

UNIVERSITY OF NORTH TEXAS®

Spring 2015 - Internet Headcount (Undergraduate Only)

INTERNET HEADCOUNT (Both & DL Only)
9,390 33.1%

Videoconference Headcount (VCONF)
23 0.1%



- Campus Headcount -- On & Off site (MAIN / OFF)
- Internet Headcount - Distance Learning Only
- Internet Headcount - Both (Internet and DL Only)
- Videoconference Headcount (VCONF)

The Big Picture

Spring 2015 Graduate Headcount

Total Internet: 2,426
Total University: 6,220

Percentage Headcount from Electronically-delivered courses: 39.0%

UNT

UNIVERSITY OF NORTH TEXAS®

Spring 2015 - Internet Headcount (Graduate Only)

INTERNET HEADCOUNT (Both & DL Only)
2,426 39.0%
of Total University

