

## The Big Picture

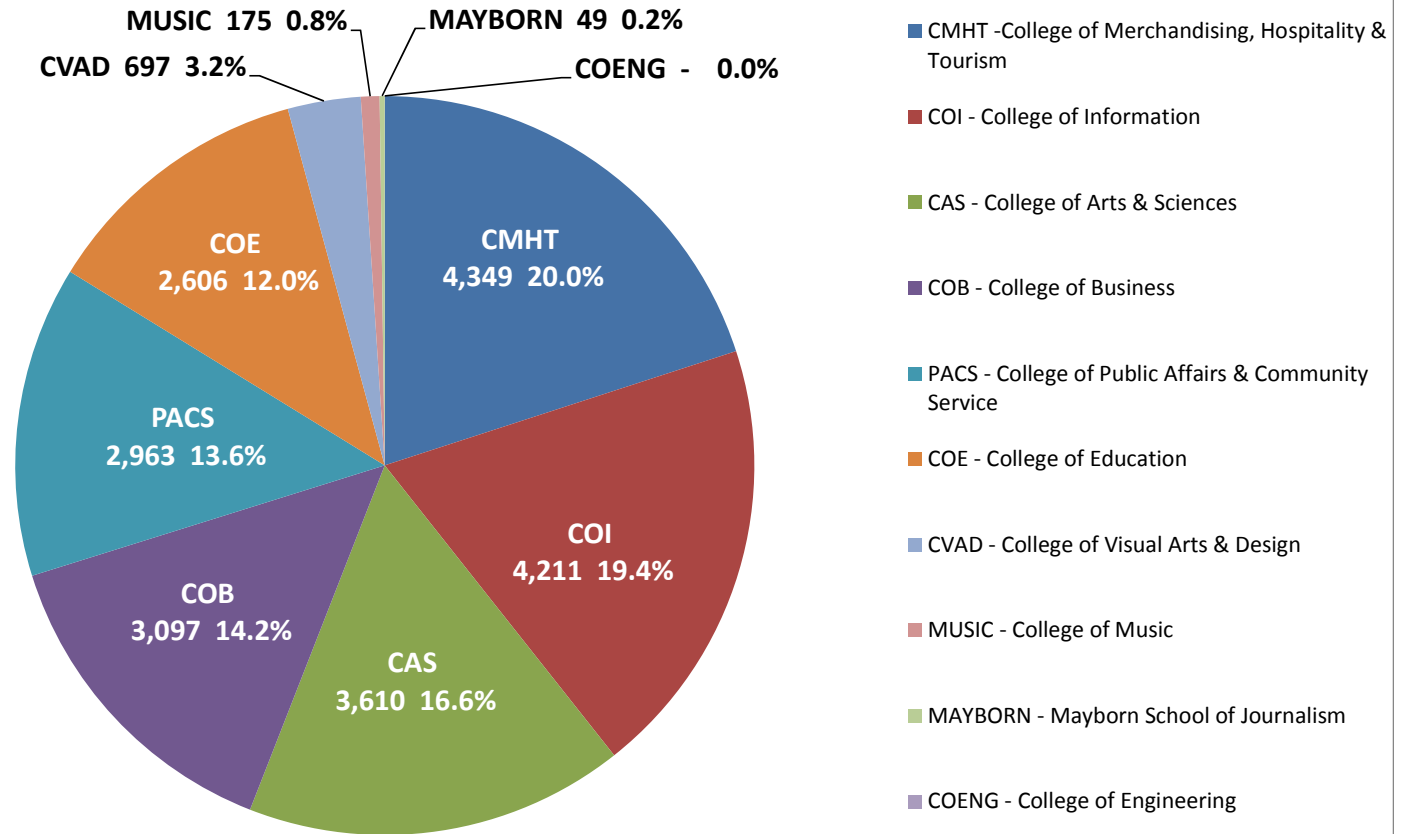
### Spring 2016 Enrollment

Total Internet: 21,757  
Total University: 160,676  
Percentage Delivered Online: 13.5%

# UNT

UNIVERSITY OF NORTH TEXAS®

### Spring 2016 - Internet Enrollments (INET) (Undergraduate & Graduate Combined)



## The Big Picture

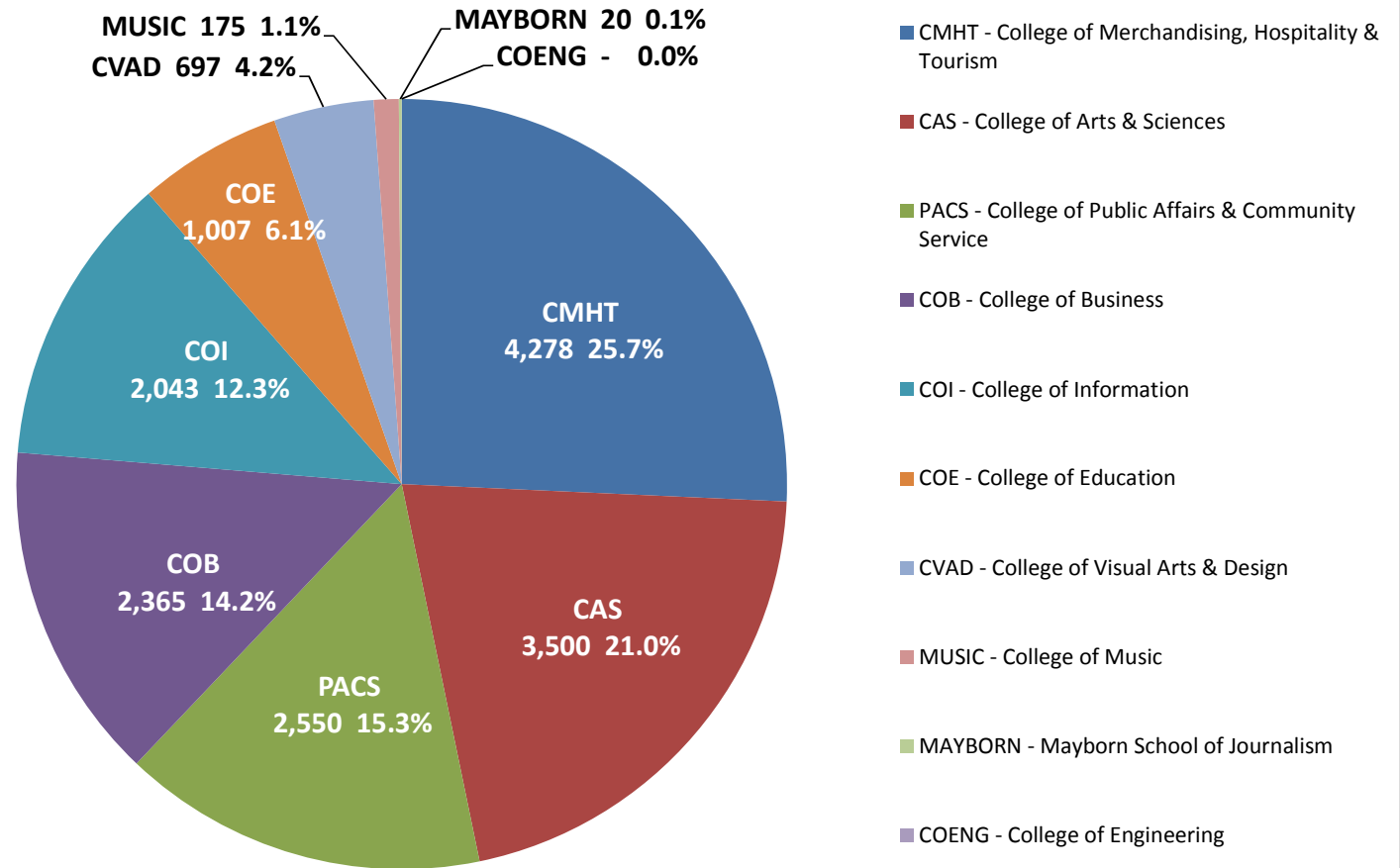
### Spring 2016 Undergraduate Enrollment

Total Internet: 16,635  
Total University: 144,946  
Percentage Delivered Online: 11.5%

# UNT

UNIVERSITY OF NORTH TEXAS®

### Spring 2016 - Internet Enrollments (INET) (Undergraduate Only)



## The Big Picture

### Spring 2016 Graduate Enrollment

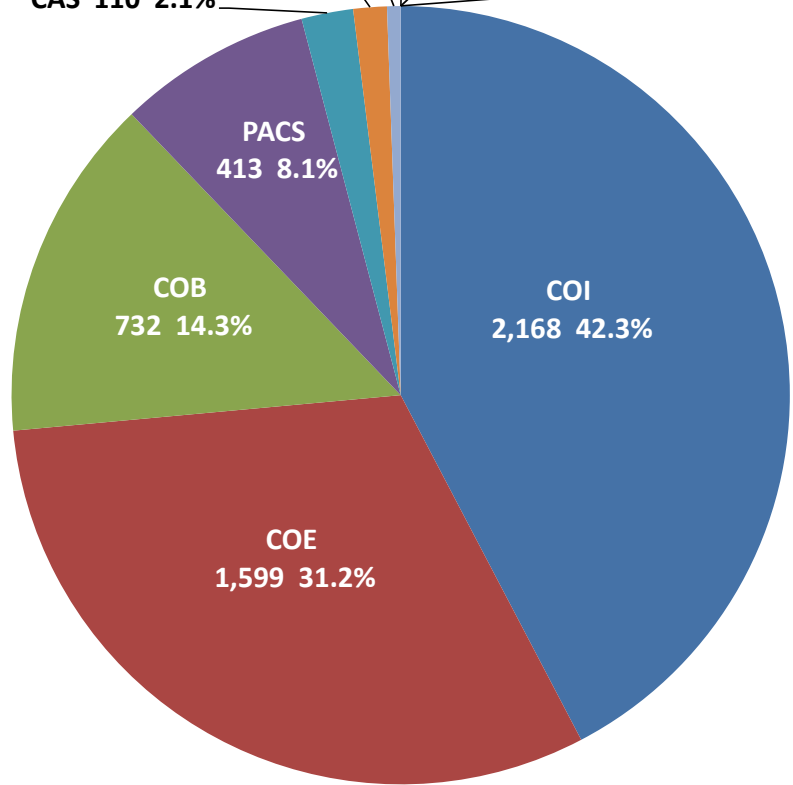
Total Internet: 5,122  
Total University: 15,730  
Percentage Delivered Online: 32.6%

# UNT

UNIVERSITY OF NORTH TEXAS®

### Spring 2016 - Internet Enrollments (INET) (Graduate Only)

MAYBORN 29 0.6%    CVAD - 0.0%  
CMHT 71 1.4%    MUSIC - 0.0%  
CAS 110 2.1%    COENG - 0.0%



- COI - College of Information
- COE - College of Education
- COB - College of Business
- PACS - College of Public Affairs & Community Service
- CAS - College of Arts & Sciences
- CMHT - College of Merchandising, Hospitality & Tourism
- MAYBORN - Mayborn School of Journalism
- CVAD - College of Visual Arts & Design
- COENG - College of Engineering
- MUSIC - College of Music

## The Big Picture

### Spring 2016 Semester Credit Hours

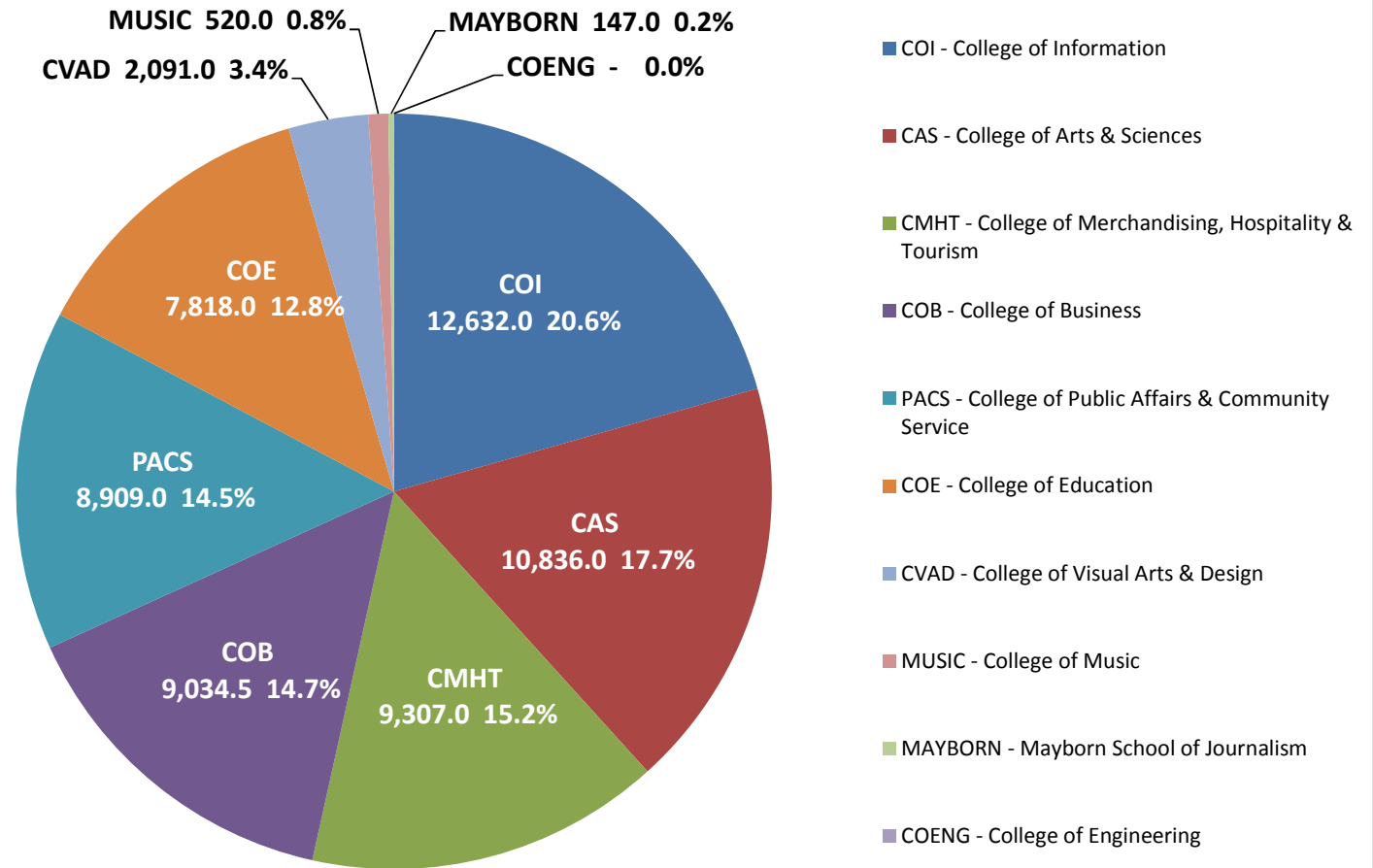
Total Internet: 61,294.5  
Ttl University: 405,733.50

Percentage Delivered Online: 15.1%

# UNT

UNIVERSITY OF NORTH TEXAS®

### Spring 2016 - Internet Hours (INET & INOS SCH) (Undergraduate & Graduate Combined)



## The Big Picture

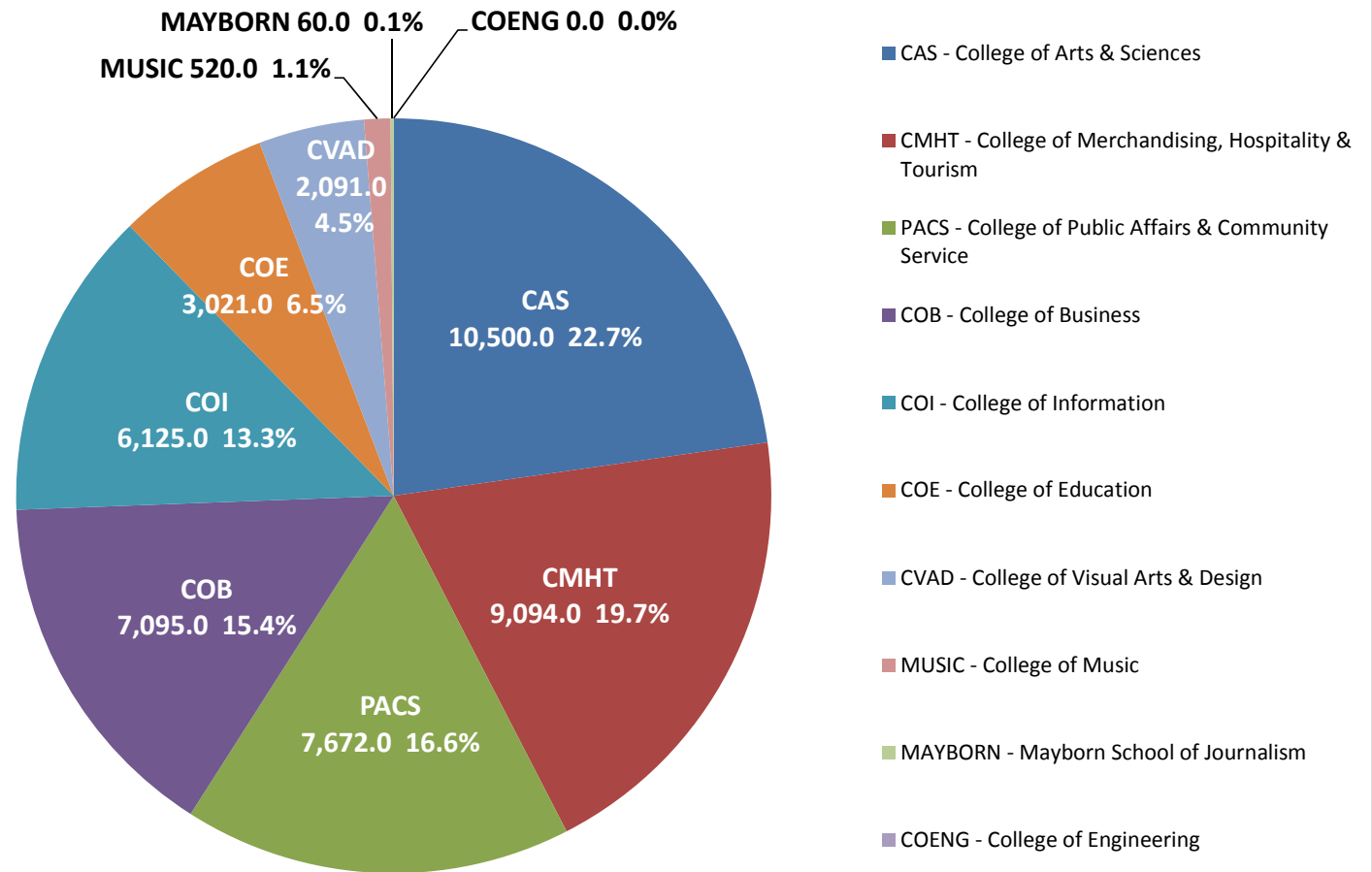
### Spring 2016 Undergraduate Semester Credit Hours

Total Internet: 46,178.0  
Ttl University: 360,083.0  
Percentage Delivered Online: 12.8%

# UNT

UNIVERSITY OF NORTH TEXAS®

### Spring 2016 - Internet Hours (INET & INOS SCH) (Undergraduate Only)



## The Big Picture

### Spring 2016 Graduate Semester Credit Hours

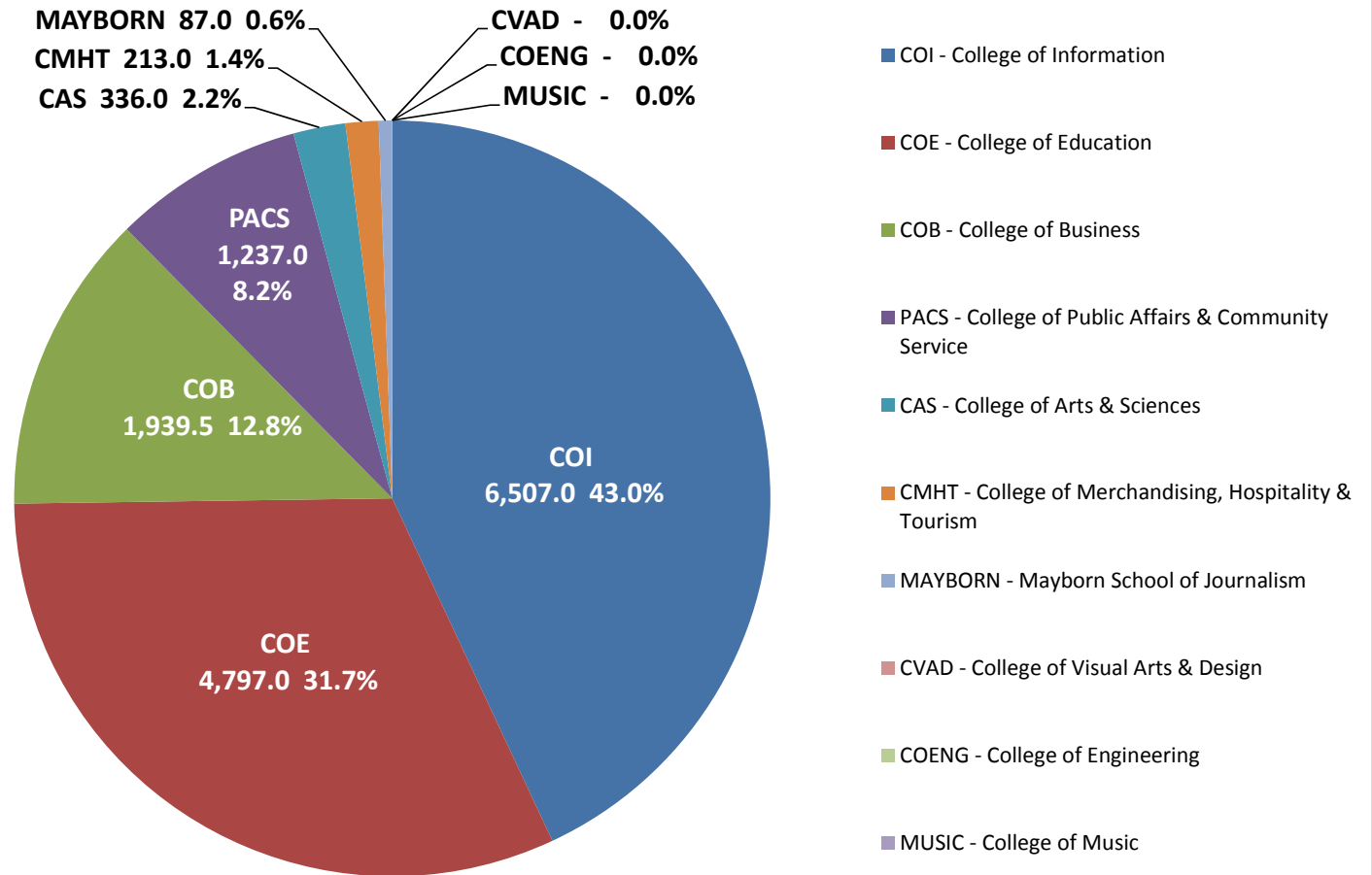
Total Internet: 15,116.5  
Tot. University: 45,650.5

Percentage Delivered Online: 33.1%

# UNT

UNIVERSITY OF NORTH TEXAS®

### Spring 2016 - Internet Hours (INET & INOS SCH) (Graduate Only)



## The Big Picture

### Spring 2016 Headcount

Total Internet: 13,865  
Total University: 35,605

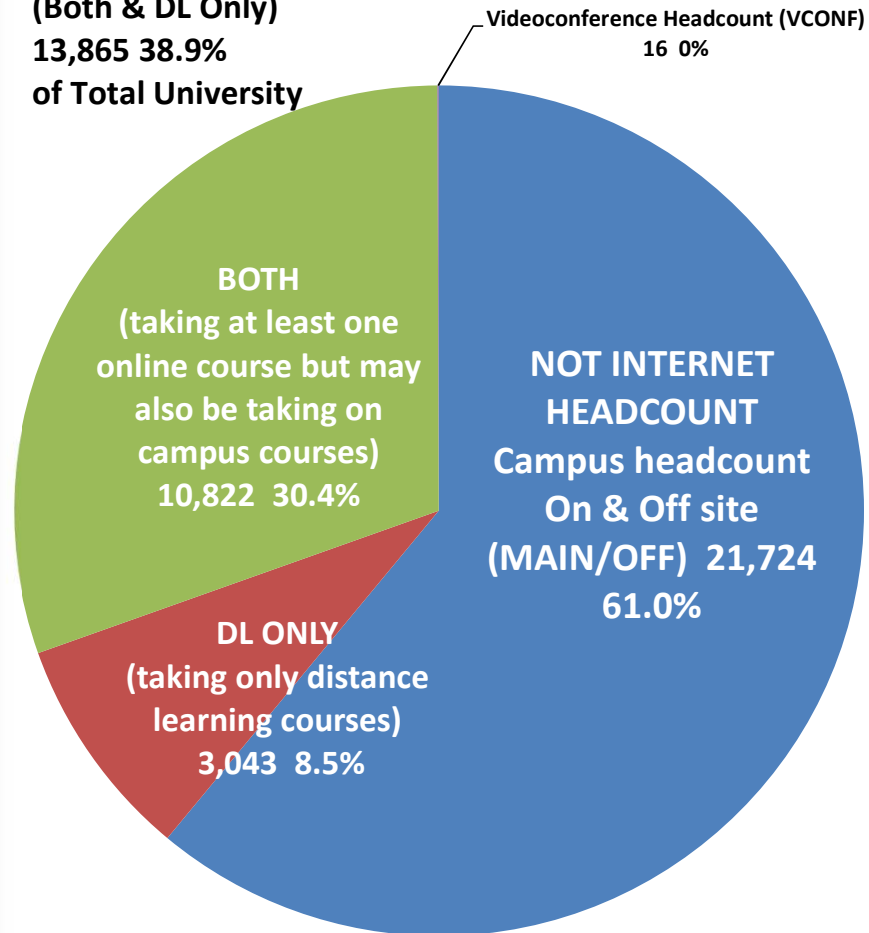
Percentage Headcount from Electronically-delivered Courses 38.9%

# UNT

UNIVERSITY OF NORTH TEXAS®

## Spring 2016 - Internet Headcount (Undergraduate & Graduate Combined)

**INTERNET HEADCOUNT  
(Both & DL Only)  
13,865 38.9%  
of Total University**



- Campus Headcount -- On & Off site (MAIN / OFF)
- Internet Headcount - Distance Learning Only
- Internet Headcount - Both (Internet and DL Only)
- Videoconference Headcount (VCONF)

## The Big Picture

### Spring 2016 Undergraduate Headcount

Total Internet: 11,064  
Total University: 29,095

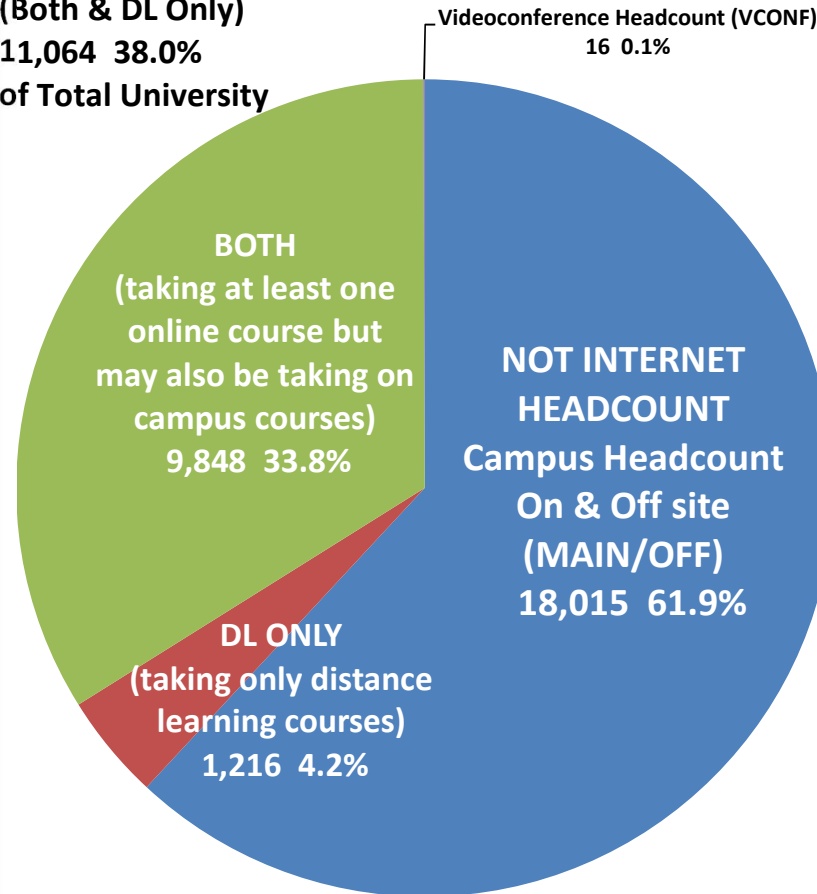
Percentage Headcount from Electronically-delivered Courses: 38.0%

# UNT

UNIVERSITY OF NORTH TEXAS®

### Spring 2016 - Internet Headcount (Undergraduate Only)

**INTERNET HEADCOUNT (Both & DL Only)**  
**11,064 38.0%**  
**of Total University**



- Campus Headcount -- On & Off site (MAIN / OFF)
- Internet Headcount - Distance Learning Only
- Internet Headcount - Both (Internet and DL Only)
- Videoconference Headcount (VCONF)



## The Big Picture

### Spring 2016 Graduate Headcount

Total Internet: 2,801  
Total University: 6,510

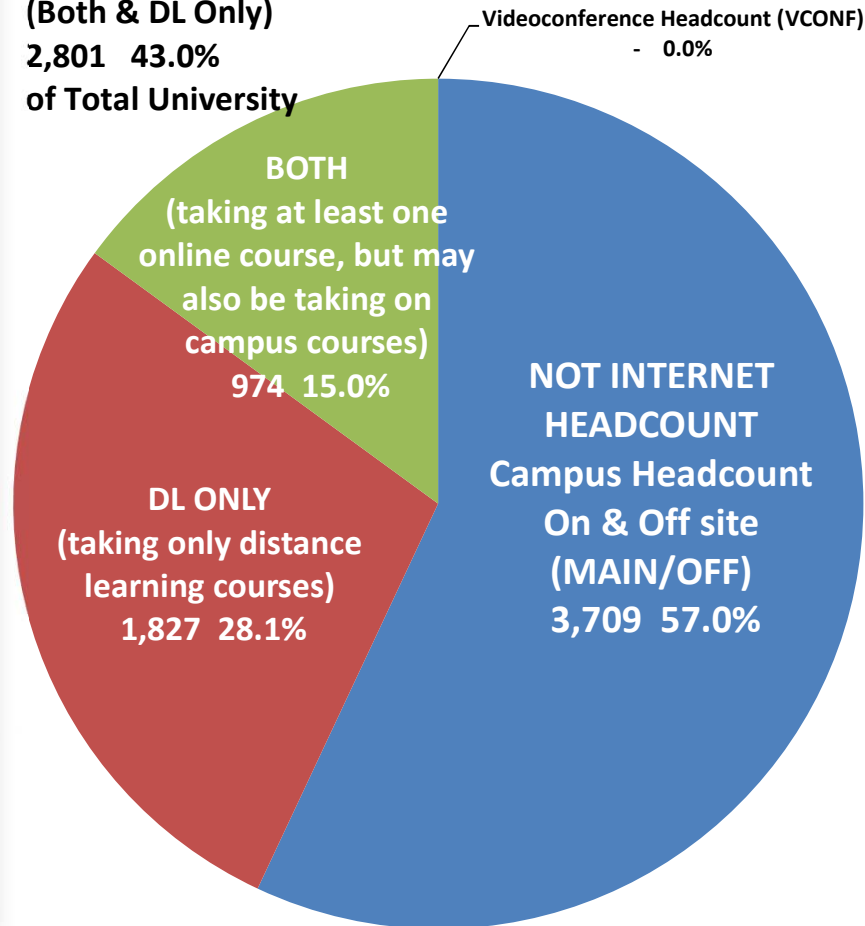
Percentage Headcount from Electronically-delivered courses: 43.0%

# UNT

UNIVERSITY OF NORTH TEXAS®

## Spring 2016 - Internet Headcount (Graduate Only)

**INTERNET HEADCOUNT (Both & DL Only)**  
**2,801 43.0%**  
**of Total University**



- Campus Headcount -- On & Off site (MAIN / OFF)
- Internet Headcount - Distance Learning Only
- Internet Headcount - Both (Internet and DL Only)
- Videoconference Headcount (VCONF)