

The Big Picture

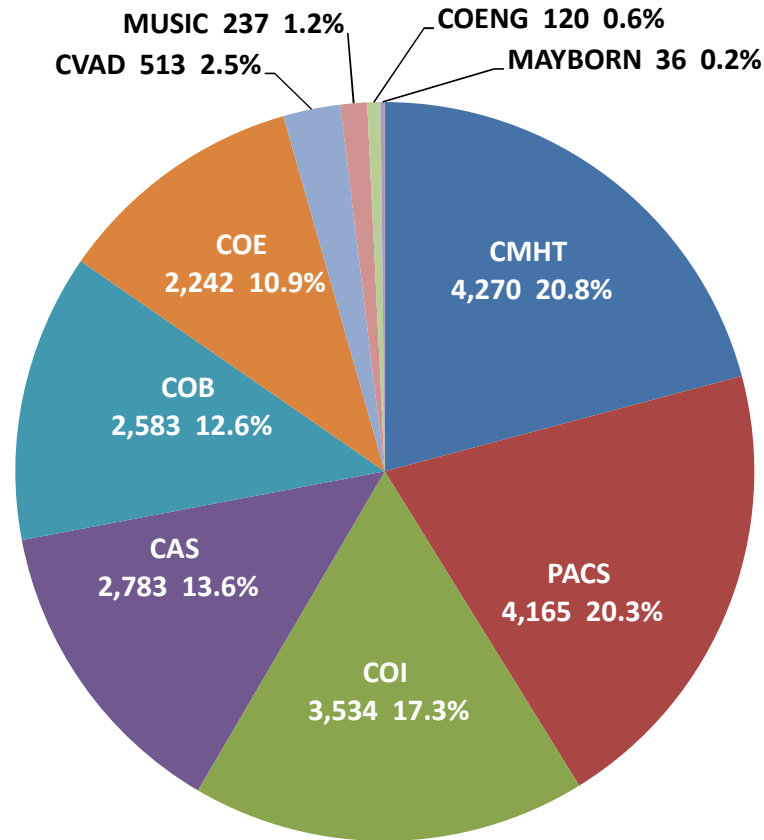
Fall 2015 Enrollment

Total Internet: 20,483
Total University: 174,808
Percentage Delivered Online: 11.7%

UNT

UNIVERSITY OF NORTH TEXAS®

Fall 2015 - Internet Enrollments (INET) (Undergraduate & Graduate Combined)



- CMHT - College of Merchandising, Hospitality & Tourism
- PACS - College of Public Affairs & Community Service
- COI - College of Information
- CAS - College of Arts & Sciences
- COB - College of Business
- COE - College of Education
- CVAD - College of Visual Arts & Design
- MUSIC - College of Music
- COENG - College of Engineering
- MAYBORN - Mayborn School of Journalism

The Big Picture

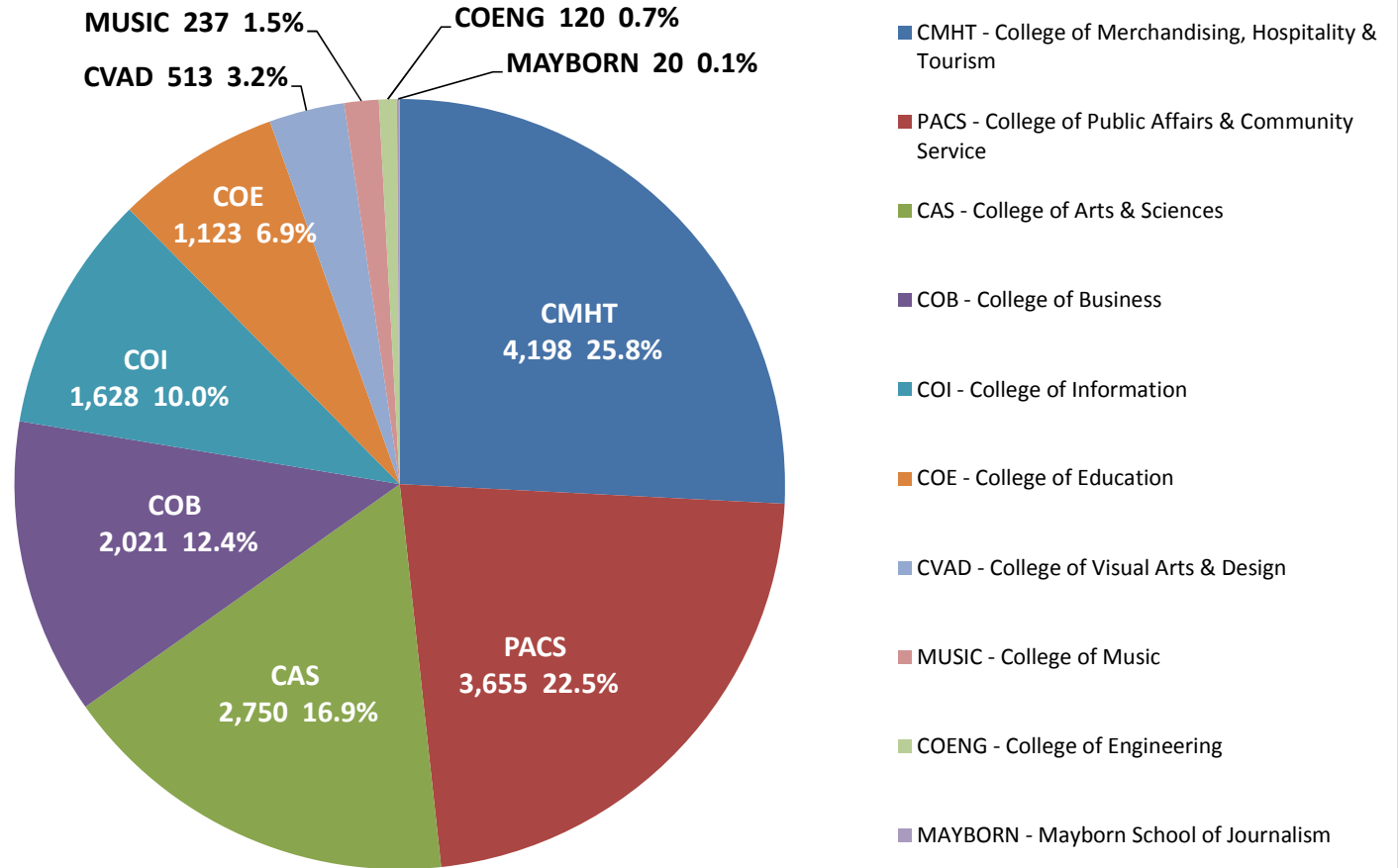
Fall 2015 Undergraduate Enrollment

Total Internet: 16,265
Total University: 159,053
Percentage Delivered Online: 10.2%

UNT

UNIVERSITY OF NORTH TEXAS®

Fall 2015 - Internet Enrollments (INET) (Undergraduate Only)



The Big Picture

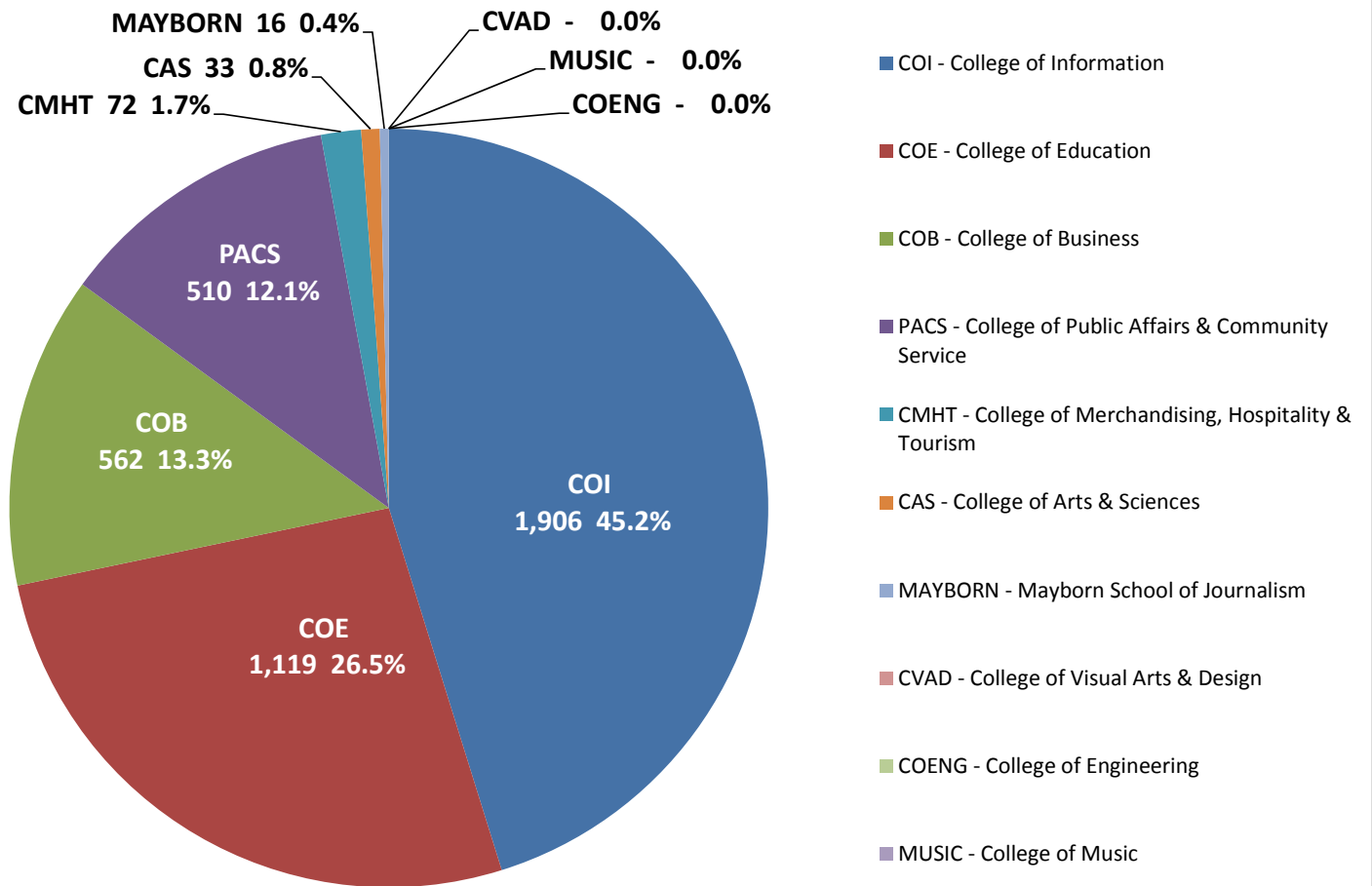
Fall 2015 Graduate Enrollment

Total Internet: 4,218
Total University: 15,755
Percentage Delivered Online: 26.8%

UNT

UNIVERSITY OF NORTH TEXAS®

Fall 2015 - Internet Enrollments (INET) (Graduate Only)



The Big Picture

Fall 2015 Semester Credit Hours

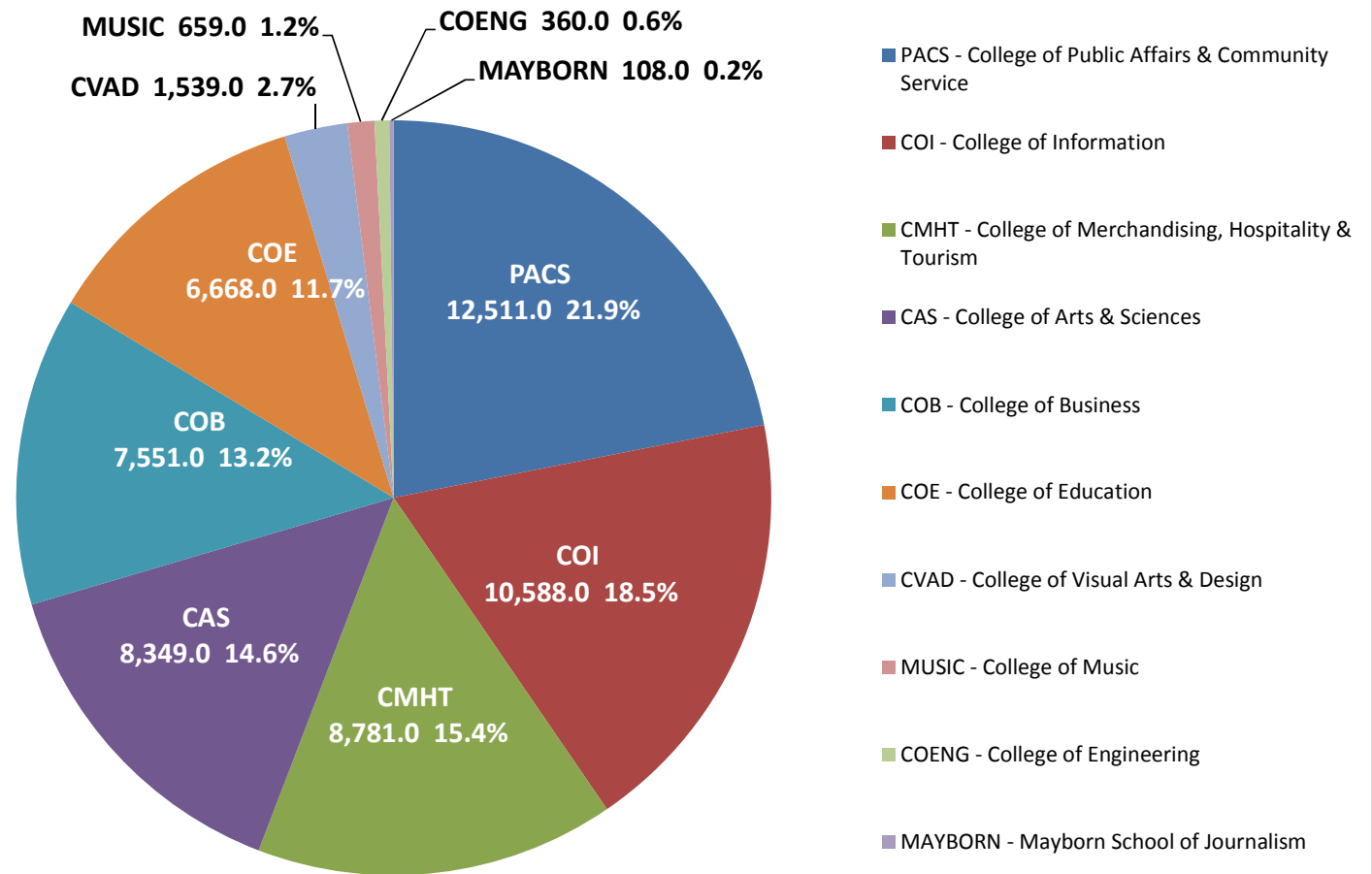
Total Internet: 57,114.0
Ttl University: 436,532.0

Percentage Delivered Online: 13.1%

UNT

UNIVERSITY OF NORTH TEXAS®

Fall 2015 - Internet Hours (INET & INOS SCH) (Undergraduate & Graduate Combined)



The Big Picture

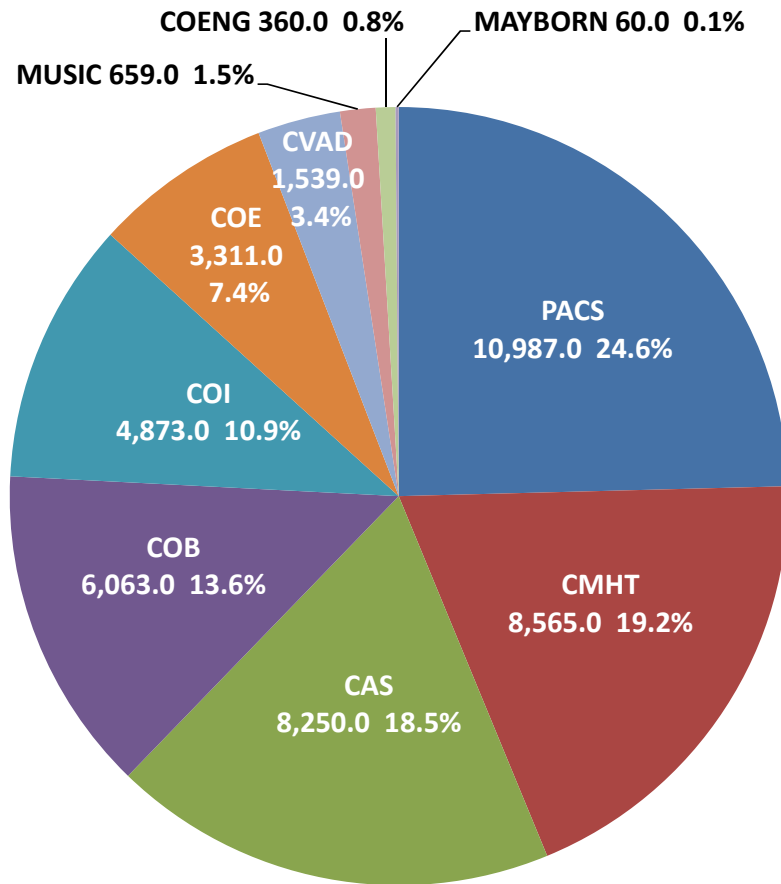
Fall 2015 Undergraduate Semester Credit Hours

Total Internet: 44,667.0
Ttl University: 391,699.0
Percentage Delivered Online: 11.4%

UNT

UNIVERSITY OF NORTH TEXAS®

Fall 2015 - Internet Hours (INET & INOS SCH) (Undergraduate Only)



- PACS - College of Public Affairs & Community Service
- CMHT - College of Merchandising, Hospitality & Tourism
- CAS - College of Arts & Sciences
- COB - College of Business
- COI - College of Information
- COE - College of Education
- CVAD - College of Visual Arts & Design
- MUSIC - College of Music
- COENG - College of Engineering
- MAYBORN - Mayborn School of Journalism

The Big Picture

Fall 2015 Graduate Semester Credit Hours

Total Internet: 12,447.0
Tot. University: 44,833.0

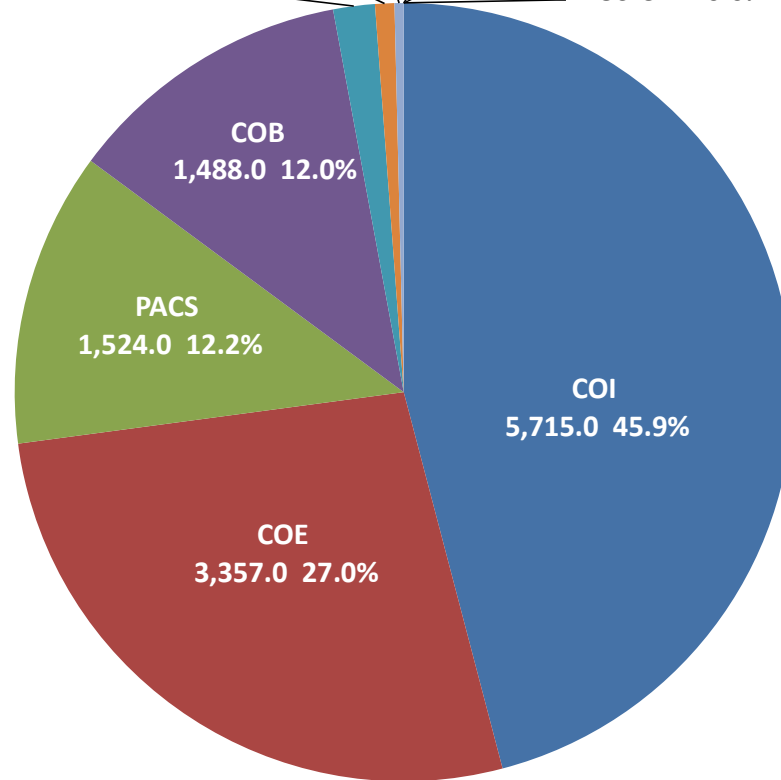
Percentage Delivered
Online: 27.8%

UNT

UNIVERSITY OF NORTH TEXAS®

Fall 2015 - Internet Hours (INET & INOS SCH) (Graduate Only)

MAYBORN 48.0 0.4% CVAD - 0.0%
CAS 99.0 0.8% COENG - 0.0%
CMHT 216.0 1.7% MUSIC - 0.0%



- COI - College of Information
- COE - College of Education
- PACS - College of Public Affairs & Community Service
- COB - College of Business
- CMHT - College of Merchandising, Hospitality & Tourism
- CAS - College of Arts & Sciences
- MAYBORN - Mayborn School of Journalism
- CVAD - College of Visual Arts & Design
- COENG - College of Engineering
- MUSIC - College of Music

The Big Picture

Fall 2015 Headcount

Total Internet: 12,580
Total University: 37,673

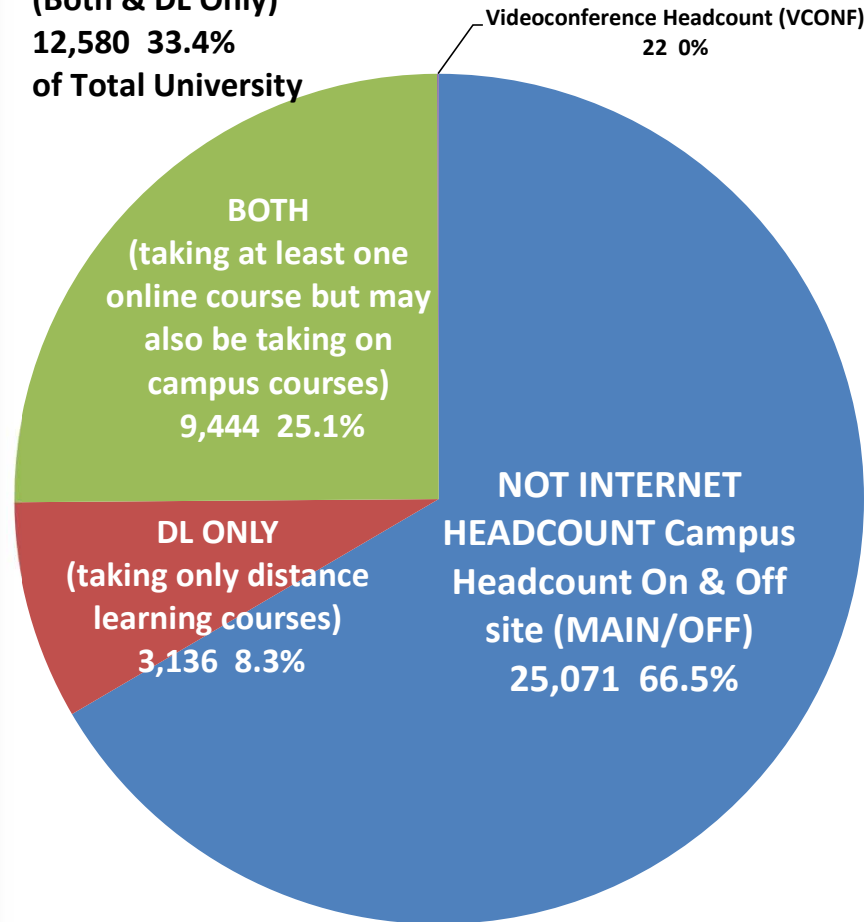
Percentage Headcount from Electronically-delivered Courses 33.4%

UNT

UNIVERSITY OF NORTH TEXAS®

Fall 2015 - Internet Headcount (Undergraduate & Graduate Combined)

**INTERNET HEADCOUNT
(Both & DL Only)
12,580 33.4%
of Total University**



- Campus Headcount -- On & Off site (MAIN / OFF)
- Internet Headcount - Distance Learning Only
- Internet Headcount - Both (Internet and DL Only)
- Videoconference Headcount (VCONF)

The Big Picture

Fall 2015 Undergraduate Headcount

Total Internet: 10,060
Total University: 31,170

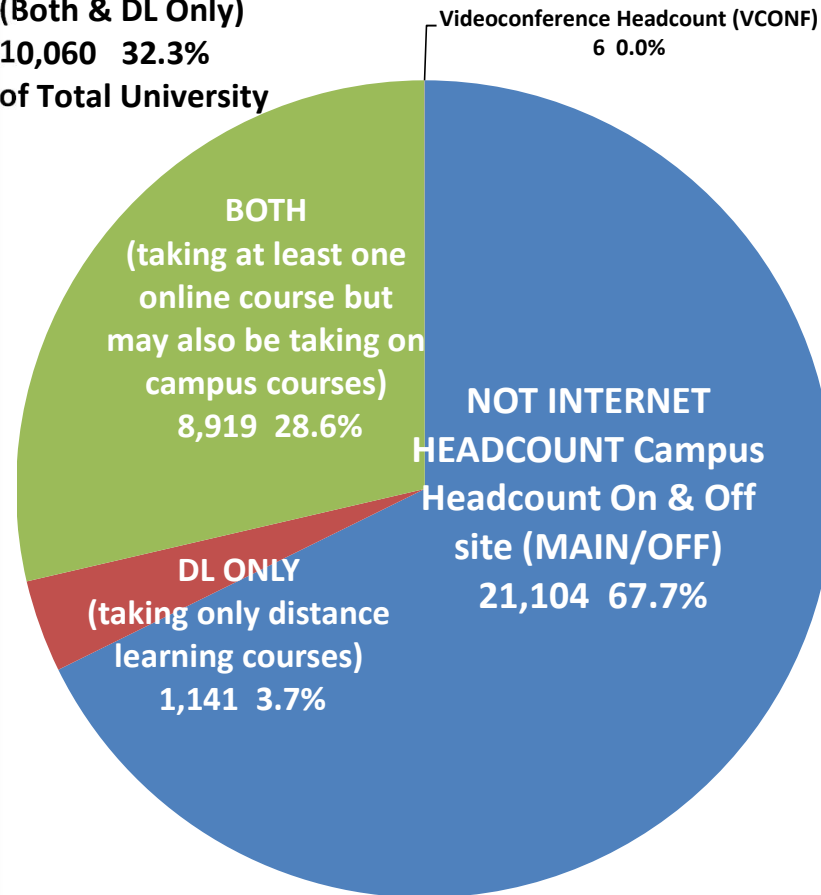
Percentage Headcount from Electronically-delivered Courses: 32.3%

UNT

UNIVERSITY OF NORTH TEXAS®

Fall 2015 - Internet Headcount (Undergraduate Only)

INTERNET HEADCOUNT (Both & DL Only)
10,060 32.3%
of Total University



- Campus Headcount -- On & Off site (MAIN / OFF)
- Internet Headcount - Distance Learning Only
- Internet Headcount - Both (Internet and DL Only)
- Videoconference Headcount (VCONF)

The Big Picture

Fall 2015 Graduate Headcount

Total Internet: 2,520
Total University: 6,503

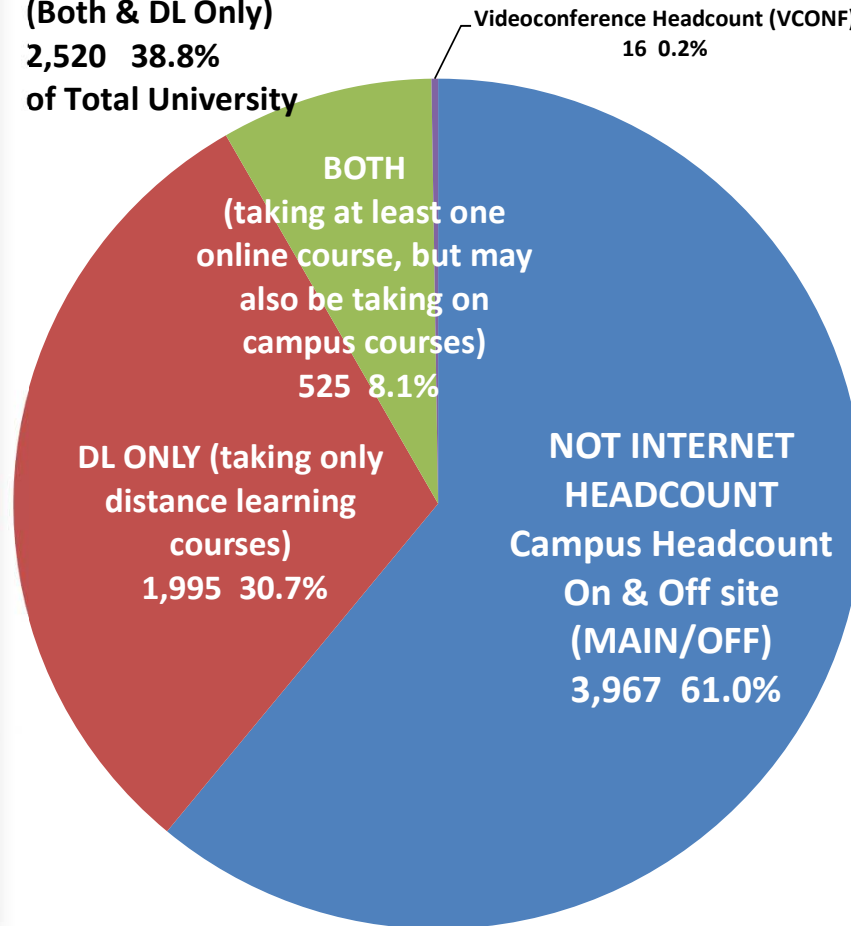
Percentage Headcount from Electronically-delivered courses: 38.8%

UNT

UNIVERSITY OF NORTH TEXAS®

Fall 2015 - Internet Headcount (Graduate Only)

INTERNET HEADCOUNT (Both & DL Only)
2,520 38.8%
of Total University



- Campus Headcount -- On & Off site (MAIN / OFF)
- Internet Headcount - Distance Learning Only
- Internet Headcount - Both (Internet and DL Only)
- Videoconference Headcount (VCONF)