

In an Emergency: **How to Prepare** **Doxycycline** **for Children and** **Adults Who Cannot** **Swallow Pills**

Mixing Doxycycline Hyclate 100mg Tablets with Food

Once you have been notified by your federal, state or local authorities that you need to take doxycycline for a public health emergency, it may be necessary to prepare emergency doses of doxycycline for children and adults who cannot swallow pills.

June 2008

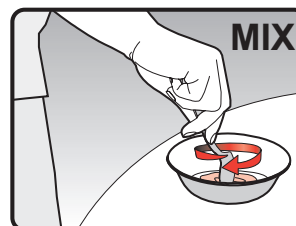
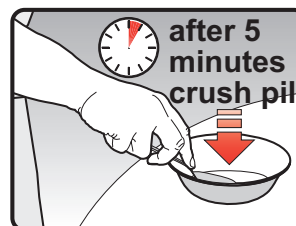
Prepared by the U.S. Food and Drug Administration

1

Supplies You Will Need

You will need these items to make doses of doxycycline for adults and children who cannot swallow pills:

- 1 doxycycline pill (100 mg)
(Do not take doxycycline if you are allergic to tetracyclines)
- a metal teaspoon
- 2 small bowls
- Water
- one of these foods or drinks to hide the bitter taste of crushed doxycycline:
 - milk or chocolate milk
 - chocolate pudding
 - apple juice and sugar



2

Crushing the Pill and Mixing with Water








1. Put 1 doxycycline pill in a small bowl.
2. Add 4 full teaspoons of water to the same bowl.
3. Let the pill soak in the water for 5 minutes so it will be soft.
4. Use the back of a metal teaspoon to crush the pill in the water. Crush the pill until no visible pieces remain.
5. Stir the pill and water so it is well mixed.

**You have now made the
Doxycycline and Water
Mixture.**

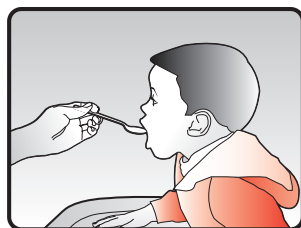
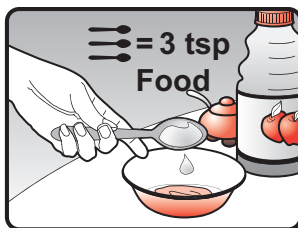
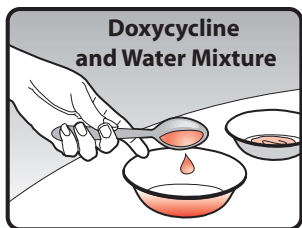
Child's weight: _____

3 Adding Food to the Doxycycline and Water Mixture to Make It Taste Better

1. Weigh your child.
2. Find your child's weight on the left side of the chart below.
3. Next, look on the right side of the chart to find the amount of the Doxycycline and Water Mixture to mix with food. The chart shows you the amount to give your child for 1 dose. (For a ½ teaspoon dose, fill the metal teaspoon half way. It is better to give a little more of the medicine than not enough).

Child's Weight	Amount of Doxycycline and Water Mixture	Teaspoons
12 pounds or less	½ teaspoon	
13 to 25 pounds	1 teaspoon	
26 to 38 pounds	1½ teaspoons	
39 to 50 pounds	2 teaspoons	
51 to 63 pounds	2½ teaspoons	
64 to 75 pounds	3 teaspoons	
76 to 88 pounds	3½ teaspoons	
89 pounds or more and adults	Use the entire mixture	Entire Mixture

4. Add the right amount of the Doxycycline and Water Mixture from the chart above to the second bowl. For adults and children 89 pounds and more, use the entire mixture.
5. Add 3 teaspoons of milk or chocolate milk or chocolate pudding or apple juice to the second bowl. If you use apple juice, also add 4 teaspoons of sugar to the second bowl.
 - Stir well.



6. Go to Step **4** for dosing.



4

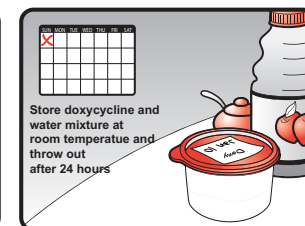
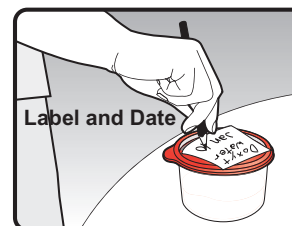
Dosing the Doxycycline and Water Mixture Mixed With Food

1. Give all of the Doxycycline and Water and food mixture in the second bowl. This is one dose.
2. **Each child or adult should take 1 dose in the morning and 1 dose at night each day.**

5

Storing the Doxycycline and Water Mixture (If There Is Enough for Another Dose)

- If you have enough leftover doxycycline and water mixture for another dose, you can keep it for the next dose.
- The doxycycline and water mixture can be stored in a covered bowl or cup. Label and date.
- Keep the mixture in a safe place out of the reach of children.
- Store the Doxycycline and Water Mixture at room temperature for up to 24 hours.
- Throw away any unused mixture after 24 hours and make a new Doxycycline and Water Mixture before the next dose.



Do not take doxycycline if you have an allergy to tetracyclines. Get emergency help if you have any signs of an allergic reaction including hives, difficulty breathing, or swelling of your face, lips, tongue or throat.

Doxycycline may cause diarrhea, skin reaction to the sun, loss of appetite, nausea and vomiting. Birth control pills may not work as well if you take doxycycline.



Report any reaction to the medication to MedWatch at www.fda.gov/medwatch or 1-800-FDA-1088