



Disaster Relief Fund: Monthly Report

As Of October 31, 2016

(First Report for Fiscal Year 2017)

November 4, 2016

Fiscal Year 2017 Report to Congress



Homeland
Security

Foreword from the Administrator

November 4, 2016

I am pleased to present the following, “Disaster Relief Fund: Monthly Report,” which has been prepared by the Federal Emergency Management Agency.

This document has been compiled pursuant to language set forth in the *Fiscal Year (FY) 2016 Department of Homeland Security (DHS) Appropriations Act* (P.L. 114-113), and the accompanying House Report 113-481, and Senate Report 113-198.

Pursuant to congressional requirements, this report is being provided to the following Members of Congress:



The Honorable John R. Carter
Chairman, House Appropriations Subcommittee on Homeland Security

The Honorable Lucille Roybal-Allard
Ranking Member, House Appropriations Subcommittee on Homeland Security

The Honorable John Hoeven
Chairman, Senate Appropriations Subcommittee on Homeland Security

The Honorable Jeanne Shaheen
Ranking Member, Senate Appropriations Subcommittee on Homeland Security

Inquiries relating to this report may be directed to me at (202) 646-3900 or to the Department’s Deputy Under Secretary for Management and Chief Financial Officer, Chip Fulghum, at (202) 447-5751.

Sincerely,

A handwritten signature in blue ink, appearing to read "W. Craig Fugate". The signature is stylized and written in a cursive-like font.

W. Craig Fugate
Administrator
Federal Emergency Management Agency



Disaster Relief Fund: Monthly Report Through October 31, 2016

Table of Contents

I.	Legislative Language.....	1
II.	Background.....	3
	Appendix A: Appropriations Summary.....	4
	Appendix B: DRF Funding Activity.....	5
	Appendix C: Hurricane Sandy FY 2017 Obligations.....	10
	Appendix D: Allocations, Obligations, & Expenditures.....	11
	Appendix E: Fund Exhaustion Date.....	15
	Appendix F: DRF Cost Estimation Bridge Table.....	16

I. Legislative Language

This document has been compiled pursuant to language set forth in the *Fiscal Year (FY) 2016 Department of Homeland Security (DHS) Appropriations Act* (P.L. 114-113), and the accompanying House Report 113-481, and Senate Report 113-198.

The language in P.L. 114-113 states:

Provided, That the reporting requirements in paragraphs (1) and (2) under the heading "Federal Emergency Management Agency, Disaster Relief Fund" in the Department of Homeland Security Appropriations Act, 2015 (Public Law 114-4) shall be applied in fiscal year 2016 with respect to budget year 2017.

The language in House Report 113-481 states:

A provision is continued in the bill stating the information and timeframes in which FEMA must report to the Committees on the DRF. A report on the obligation of funds for disaster readiness and support, including quarterly updates, is required in Title V of this Act. The Committee continues statutory requirements for annual and monthly DRF reporting as originally directed in Public Law 112-74 and Public Law 113-2.

The language in Senate Report 113-198 states:

The Committee includes bill language requiring an expenditure plan and semiannual reports (reduced from the previous quarterly requirement) for disaster readiness and support costs; and a monthly report on disaster relief expenditures.

P.L. 114-4 (referenced above) states:

Provided, That the Administrator of the Federal Emergency Management Agency shall submit to the Committees on Appropriations of the Senate and the House of Representatives the following reports, including a specific description of the methodology and the source data used in developing such reports...

(2) an estimate or actual amounts, if available, of the following for the current fiscal year shall be submitted not later than the fifth day of each month, and shall be published by the Administrator on the

Agency's Web site not later than the fifth day of each month:

(A) a summary of the amount of appropriations made available by source, the transfers executed, the previously allocated funds recovered, and the commitments, allocations, and obligations made;

(B) a table of disaster relief activity delineated by month, including-

(i) the beginning and ending balances;

(ii) the total obligations to include amounts obligated for fire assistance, emergencies, surge, and disaster support activities;

(iii) the obligations for catastrophic events delineated by event and by state; and

(iv) the amount of previously obligated funds that are recovered;

(C) a summary of allocations, obligations, and expenditures for catastrophic events delineated by event;

(D) in addition, for a disaster declaration related to Hurricane Sandy, the cost of the following categories of spending: public assistance, individual assistance, mitigations, administrative, operations, and any other relevant category (including emergency measures and disaster resources); and

(E) the date on which funds appropriated will be exhausted...

This report covers activities as of October 31, 2016.

II. Background

P. L. 114-113 requires that the FEMA Administrator provide a report by the fifth day of each month on the Disaster Relief Fund (DRF) that includes a funding summary, a table delineating the DRF funding activities each month by state and event, a summary of the funding for the catastrophic events, and the funds exhaust date, or end-of-fiscal-year balance.

Consequently, the following report elements are included:

1. Appendix A is an appropriations summary that includes a synopsis of the amount of appropriations made available by source, the transfers executed, the previously allocated funds recovered, and the commitments, allocations, and obligations.
2. Appendix B presents details on the DRF funding activities delineated by month.
3. Appendix C presents Hurricane Sandy FY 2017 obligations by spending categories.
4. Appendix D presents funding summaries for the current active catastrophic events including the allocations, obligations, and expenditures.
5. Appendix E presents the fund exhaustion date, or end-of-fiscal-year balance.
6. Appendix F presents a bridge table that provides explanation for the monthly and baseline change for all activities to include details for catastrophic events.

Department of Homeland Security - Federal Emergency Management Agency			
Disaster Relief Fund Congressional Monthly Report			
As of October 31, 2016			
(Dollars in Millions)			
	Base	Major Declarations	Total
Carryover From FY16 ⁽¹⁾	\$ 1,734	\$ 85	\$ 1,819
FY17 Appropriation/CR ⁽²⁾	661	6,713	7,374
FY17 Recoveries	11	13	24
Total Budget Authority	2,406	6,811	9,217
Rescission ⁽³⁾	(1,022)	-	(1,022)
Transfer to OIG ⁽³⁾	(24)	-	(24)
Revised Budget Authority	1,360	6,811	8,171
Obligations ⁽⁴⁾	(110)	(687)	(797)
Balance	1,250	6,124	7,374
Projections for the Remainder of FY17			
Projected FY17 Additional Obligations	-	-	-
Based on Existing Spend Plans	-	-	-
Non-Catastrophic Disasters	-	(1,348)	(1,348)
Catastrophic Disasters	-	(3,033)	(3,033)
DRS and Other	(269)	-	(269)
Subtotal Existing Spend Plans	(269)	(4,381)	(4,650)
Based on 10 year Average	-	(1,284)	(1,284)
Non-Catastrophic Disasters	-	(1,284)	(1,284)
EM, FMAG and Surge	(174)	-	(174)
Subtotal 10-year Average	(174)	(1,284)	(1,458)
Total Projected FY17 Additional Obligations	(443)	(5,665)	(6,108)
Projected Additional Recoveries	364	362	726
Projected Balance at September 30, 2017 ⁽⁵⁾	\$ 1,171	\$ 821	\$ 1,992
Notes:			
(1) Carryover adjusted for FY16 closeout of accounting system during the month of October 2016.			
(2) Pursuant to Sec. 130 of H.R.5325, Continuing Appropriations Act, 2017, OMB apportioned funding at a rate of operations equal to 19.18%, which has been made available for use thru December 9, 2016 (\$1,209M). OMB also apportioned an additional \$1,265M for response and recovery efforts associated with Hurricane Matthew.			
(3) Pursuant to P.L. 114-113, Consolidated Appropriations Act, 2016.			
(4) As of October 31, 2016 unobligated commitments totaled \$111M and uncommitted/unobligated allocations totaled \$82M.			
(5) The projected end-of-year balance is not reduced by projected obligations for declarations associated with Hurricane Matthew or the \$1B reserve shown in previous reports. Projections for Hurricane Matthew will be included in the November report. FEMA continuously monitors both current and projected DRF balances and if conditions warrant, will take steps to ensure a sufficient balance is kept in reserve for initial response to a no-notice or catastrophic event.			

Source of financial information is the Integrated Financial Information Management System (IFMIS).

APPENDIX B: DRF Funding Activity (Details)

Disaster Relief Fund Monthly Obligations FY 2017

DRF Monthly Spend Plan (FY 2017)

(\$ in millions)

As of October 31, 2016

	Oct-16	Nov-16	Dec-16	Jan-17	Feb-17	Mar-17	Apr-17	May-17	Jun-17	Jul-17	Aug-17	Sep-17	Total
Beginning of Month DRF Balance⁽¹⁾	\$ 1,819	\$ 7,374	6,680	\$ 5,877	\$ 5,235	\$ 4,567	\$ 3,873	\$ 3,403	\$ 3,072	\$ 2,706	\$ 2,491	\$ 2,249	
FY 2017 Appropriation/CR⁽²⁾	7,374												
OIG Transfer⁽³⁾	(24)												
Rescission⁽³⁾	(1,022)												
Total Available Beginning of Month	8,147	7,374	6,680	5,877	5,235	4,567	3,873	3,403	3,072	2,706	2,491	2,249	
Major Declarations	6,798	6,124	5,454	4,669	4,035	3,369	2,707	2,227	1,890	1,526	1,296	1,079	
Base	1,349	1,250	1,226	1,208	1,200	1,198	1,166	1,176	1,182	1,180	1,195	1,170	
DRF Base Activities													
Emergencies													
Monthly Actual/Estimated Obligations	(40)	(2)	(4)	(7)	(2)	(11)	(5)	(2)	(9)	(1)	(25)	(16)	(124)
Fire Management													
Monthly Actual/Estimated Obligations	(2)	(10)	(9)	(10)	(6)	(8)	(7)	(11)	(8)	(4)	(9)	(4)	(88)
Surge													
Monthly Actual/Estimated Obligations	(60)	(1)	-	(1)	(1)	-	-	-	-	-	-	(1)	(64)
Disaster Support & Other Activities													
DRS Monthly Actual/Estimated Obligations	(7)	(43)	(28)	(21)	(26)	(37)	(8)	(12)	(17)	(12)	(12)	(12)	(235)
Other Monthly Actual/Estimated Obligations	(1)	(1)	(10)	(2)	-	(9)	(3)	(2)	(1)	(1)	(12)	-	(42)
Monthly Actual/Estimated Obligations	(8)	(44)	(38)	(23)	(26)	(46)	(11)	(14)	(18)	(13)	(24)	(12)	(277)
Actual/Estimated Base Obligations	(110)	(57)	(51)	(41)	(35)	(65)	(23)	(27)	(35)	(18)	(58)	(33)	(553)
DRF DR Activities													
Average Monthly Major DR Activity (Non-Cat.)													
Monthly Actual/Estimated Obligations	(369)	(345)	(435)	(277)	(255)	(300)	(215)	(212)	(148)	(98)	(178)	(169)	(3,001)
Gustav													
Initial FY17 Spend Plan	(1)	(3)	(2)	(5)	(1)	(2)	(3)	(4)	(2)	-	(1)	-	(24)
Monthly Actual/Estimated Obligations	(1)	(7)	(2)	(2)	-	(3)	(3)	(3)	(2)	-	(1)	-	(24)
Ike													
Initial FY17 Spend Plan	(11)	(3)	(2)	(6)	(7)	(3)	(1)	(1)	(2)	(1)	-	(6)	(43)
Monthly Actual/Estimated Obligations	(8)	(8)	(1)	(6)	(7)	(3)	(2)	(1)	(2)	(1)	-	(7)	(46)
Katrina Rita Wilma													
Initial FY17 Spend Plan	(26)	(144)	(52)	(70)	(24)	(63)	(11)	(21)	(53)	(71)	(5)	(6)	(546)
Monthly Actual/Estimated Obligations	(23)	(15)	(168)	(78)	(24)	(71)	(11)	(21)	(53)	(72)	(5)	(6)	(547)
Midwest Floods													
Initial FY17 Spend Plan	(1)	(1)	(3)	(2)	(1)	(9)	-	(2)	-	-	-	-	(19)
Monthly Actual/Estimated Obligations	-	(1)	(1)	(1)	(3)	(3)	-	(10)	-	-	-	-	(19)
TN Floods													
Initial FY17 Spend Plan	-	-	(3)	-	(1)	-	-	(1)	-	-	-	-	(5)
Monthly Actual/Estimated Obligations	-	-	(3)	-	(1)	(1)	-	(1)	-	-	-	-	(6)
2011 Spring Tornadoes													
Initial FY17 Spend Plan	(3)	(8)	(3)	-	(2)	(2)	-	-	(1)	(1)	(1)	(2)	(23)
Monthly Actual/Estimated Obligations	(1)	(1)	(2)	(2)	(2)	(3)	-	-	(1)	(1)	(1)	(2)	(16)

APPENDIX B: DRF Funding Activity (Details)

Disaster Relief Fund Monthly Obligations FY 2017

DRF Monthly Spend Plan (FY 2017)

(\$ in millions)

As of October 31, 2016

	Oct-16	Nov-16	Dec-16	Jan-17	Feb-17	Mar-17	Apr-17	May-17	Jun-17	Jul-17	Aug-17	Sep-17	Total
2011 Spring Floods													
Initial FY17 Spend Plan	(3)	-	(1)	-	-	(6)	(1)	-	-	-	-	(1)	(12)
Monthly Actual/Estimated Obligations	-	(3)	(1)	-	-	(6)	(1)	-	-	-	-	(1)	(12)
Irene													
Initial FY17 Spend Plan	(1)	(7)	(6)	(7)	(5)	(17)	(6)	(10)	(3)	(5)	(2)	(2)	(71)
Monthly Actual/Estimated Obligations	(2)	(2)	(6)	(7)	(6)	(20)	(6)	(10)	(3)	(5)	(2)	(2)	(71)
Lee													
Initial FY17 Spend Plan	-	(2)	(2)	(5)	(1)	(1)	(1)	(7)	(1)	(3)	-	(2)	(25)
Monthly Actual/Estimated Obligations	-	(2)	(2)	(5)	(1)	(1)	(1)	(7)	(1)	(3)	-	(2)	(25)
Isaac													
Initial FY17 Spend Plan	(1)	(2)	(1)	(3)	(1)	(7)	(2)	(4)	(1)	(1)	(1)	-	(24)
Monthly Actual/Estimated Obligations	(1)	(2)	(1)	(3)	(1)	(7)	(2)	(5)	(1)	(2)	(1)	-	(26)
Sandy													
Initial FY17 Spend Plan	(72)	(37)	(109)	(122)	(294)	(222)	(227)	(51)	(117)	(55)	(39)	(81)	(1,426)
Monthly Actual/Estimated Obligations	(35)	(100)	(85)	(166)	(293)	(172)	(229)	(51)	(117)	(55)	(39)	(82)	(1,424)
2013 Colorado Flood													
Initial FY17 Spend Plan	-	(8)	(2)	-	(1)	(2)	(1)	(2)	(13)	(6)	(2)	(4)	(41)
Monthly Actual/Estimated Obligations	-	-	(6)	(3)	-	(3)	(1)	(2)	(13)	(6)	(2)	(4)	(40)
LA Floods 4277													
Initial FY17 Spend Plan	(400)	(217)	(61)	(123)	(66)	(61)	(44)	(47)	(56)	(25)	(25)	(19)	(1,144)
Monthly Actual/Estimated Obligations	(247)	(217)	(105)	(117)	(106)	(102)	(42)	(47)	(56)	(20)	(21)	(15)	(1,095)
Total Catastrophic Actual/Estimated Obligations	(318)	(358)	(383)	(390)	(444)	(395)	(298)	(158)	(249)	(165)	(72)	(121)	(3,351)
Total DR Actual/Estimated Obligations	(687)	(703)	(818)	(667)	(699)	(695)	(513)	(370)	(397)	(263)	(250)	(290)	(6,352)
FY17 Actual/Estimated Recoveries													
Monthly Recoveries	24	66	66	66	66	66	66	66	66	66	66	66	750
Major declarations	13	33	33	33	33	33	33	33	33	33	33	32	375
Base	11	33	33	33	33	33	33	33	33	33	33	34	375
Reserve for No-Notice Event													
DRF Available at End of Month (Including Recoveries)⁽⁴⁾	\$ 7,374	\$ 6,680	\$ 5,877	\$ 5,235	\$ 4,567	\$ 3,873	\$ 3,403	\$ 3,072	\$ 2,706	\$ 2,491	\$ 2,249	\$ 1,992	

Actual

Estimate

NOTES:

(1) Carryover adjusted for FY 2016 closeout of accounting system during the month of October 2016.

(2) Pursuant to Sec. 130 of H.R.5325, Continuing Appropriations Act, 2017, OMB apportioned funding at a rate of operations equal to 19.18%, which has been made available for use thru December 9, 2016 (\$1,209M). OMB also apportioned an additional \$1,265M for response and recovery efforts associated with Hurricane Matthew.

(3) Pursuant to P.L. 114-113, Consolidated Appropriations Act, 2016.

(4) **The projected end-of-year balance is not reduced by projected obligations for declarations associated with Hurricane Matthew or the \$1B reserve shown in previous reports.** Projections for Hurricane Matthew will be included in the November report. FEMA continuously monitors both current and projected DRF balances and if conditions warrant, will take steps to ensure a sufficient balance is kept in reserve for initial response to a no-notice or catastrophic event.

APPENDIX B: DRF Funding Activity (By Catastrophic Disaster)

Disaster Relief Fund Monthly Detailed Obligations FY 2017

(\$ in millions)

Event/DR	Cumulative Obligations Thru														FY17 Total
	FY16 ⁽¹⁾	October	November	December	January	February	March	April	May	June	July	August	September		
		Actual	Estimated	Estimated	Estimated	Estimated	Estimated	Estimated	Estimated	Estimated	Estimated	Estimated	Estimated	Estimated	
Gustav															
1786-LA	\$ (1,635)	\$ (1)	\$ (7)	\$ (2)	\$ (2)	\$ -	\$ (3)	\$ (3)	\$ (3)	\$ (2)	\$ -	\$ (1)	\$ -	\$ (24)	
1789-AL	(10)	-	-	-	-	-	-	-	-	-	-	-	-	-	
1793-AR	(6)	-	-	-	-	-	-	-	-	-	-	-	-	-	
1794-MS	(41)	-	-	-	-	-	-	-	-	-	-	-	-	-	
1806-FL	(9)	-	-	-	-	-	-	-	-	-	-	-	-	-	
Emergencies	(66)	-	-	-	-	-	-	-	-	-	-	-	-	-	
	(1,767)	(1)	(7)	(2)	(2)	-	(3)	(3)	(3)	(2)	-	(1)	-	(24)	
Ike															
1791-TX	(4,399)	(5)	(5)	-	(5)	(1)	(2)	(1)	(1)	-	(1)	-	(7)	(28)	
1792-LA	(353)	(3)	(3)	(1)	(1)	(6)	(1)	(1)	-	(2)	-	-	-	(18)	
1797-AL	(8)	-	-	-	-	-	-	-	-	-	-	-	-	-	
1802-KY	(24)	-	-	-	-	-	-	-	-	-	-	-	-	-	
1804-AR	(3)	-	-	-	-	-	-	-	-	-	-	-	-	-	
1805-OH	(56)	-	-	-	-	-	-	-	-	-	-	-	-	-	
Emergencies	(44)	-	-	-	-	-	-	-	-	-	-	-	-	-	
	(4,887)	(8)	(8)	(1)	(6)	(7)	(3)	(2)	(1)	(2)	(1)	-	(7)	(46)	
Katrina Rita Wilma															
1602-FL	(235)	-	-	-	-	-	-	-	-	-	-	-	-	-	
1603-LA	(32,313)	(18)	(13)	(157)	(74)	(18)	(48)	(6)	(21)	(33)	(70)	(4)	(5)	(467)	
1604-MS	(10,089)	(3)	(1)	(1)	(2)	(5)	(20)	(2)	-	(1)	(1)	-	(1)	(37)	
1605-AL	(1,034)	-	-	-	-	-	-	-	-	-	-	-	-	-	
1606-TX	(1,878)	-	-	-	-	-	-	-	-	-	-	-	-	-	
1607-LA	(1,905)	(2)	(1)	(9)	(2)	-	-	-	-	(19)	(1)	-	-	(34)	
1609-FL	(2,580)	-	-	(1)	-	(1)	(3)	(3)	-	-	-	(1)	-	(9)	
Emergencies	(798)	-	-	-	-	-	-	-	-	-	-	-	-	-	
	(50,832)	(23)	(15)	(168)	(78)	(24)	(71)	(11)	(21)	(53)	(72)	(5)	(6)	(547)	
Midwest Floods															
1760-MO	(3)	-	-	-	-	-	-	-	-	-	-	-	-	-	
1763-IA	(1,912)	-	(1)	(1)	(1)	(3)	(3)	-	(10)	-	-	-	-	(19)	
1765-NE	(2)	-	-	-	-	-	-	-	-	-	-	-	-	-	
1766-IN	(215)	-	-	-	-	-	-	-	-	-	-	-	-	-	
1768-WI	(157)	-	-	-	-	-	-	-	-	-	-	-	-	-	
1770-NE	(48)	-	-	-	-	-	-	-	-	-	-	-	-	-	
1771-IL	(96)	-	-	-	-	-	-	-	-	-	-	-	-	-	
1772-MN	(9)	-	-	-	-	-	-	-	-	-	-	-	-	-	
1773-MO	(55)	-	-	-	-	-	-	-	-	-	-	-	-	-	
1774-SD	(8)	-	-	-	-	-	-	-	-	-	-	-	-	-	
1775-OK	(11)	-	-	-	-	-	-	-	-	-	-	-	-	-	
1776-KS	(64)	-	-	-	-	-	-	-	-	-	-	-	-	-	
1777-MI	(18)	-	-	-	-	-	-	-	-	-	-	-	-	-	
	(2,598)	-	(1)	(1)	(1)	(3)	(3)	-	(10)	-	-	-	-	(19)	
TN Floods															
1909-TN	(540)	-	-	(3)	-	(1)	(1)	-	(1)	-	-	-	-	(6)	
	(540)	-	-	(3)	-	(1)	(1)	-	(1)	-	-	-	-	(6)	

APPENDIX B: DRF Funding Activity (By Catastrophic Disaster)

Disaster Relief Fund Monthly Detailed Obligations FY 2017

(\$ in millions)

Event/DR	Cumulative Obligations Thru FY16 ⁽¹⁾	October	November	December	January	February	March	April	May	June	July	August	September	FY17 Total
		Actual	Estimated	Estimated	Estimated	Estimated	Estimated	Estimated	Estimated	Estimated	Estimated	Estimated		
2011 Spring Tornadoes														
1971-AL	(709)	-	-	(1)	-	(1)	-	-	-	-	-	(1)	-	(3)
1972-MS	(68)	-	-	-	-	-	-	-	-	-	-	-	(2)	(2)
1973-GA	(46)	-	-	-	-	-	-	-	-	-	-	-	-	-
1974-TN	(92)	-	-	-	-	-	-	-	-	-	-	-	-	-
1975-AR	(104)	-	-	-	-	-	-	-	-	-	-	-	-	-
1976-KY	(60)	-	-	-	-	(1)	(2)	-	-	-	-	-	-	(3)
1980-MO	(517)	(1)	(1)	(1)	(2)	-	(1)	-	-	(1)	(1)	-	-	(8)
Emergencies	(1)	-	-	-	-	-	-	-	-	-	-	-	-	-
	(1,597)	(1)	(1)	(2)	(2)	(2)	(3)	-	-	(1)	(1)	(1)	(2)	(16)
2011 Spring Floods														
1981-ND	(644)	-	(3)	(1)	-	-	(6)	(1)	-	-	-	-	(1)	(12)
1982-MN	(28)	-	-	-	-	-	-	-	-	-	-	-	-	-
1983-MS	(36)	-	-	-	-	-	-	-	-	-	-	-	-	-
1984-SD	(81)	-	-	-	-	-	-	-	-	-	-	-	-	-
Emergencies	(38)	-	-	-	-	-	-	-	-	-	-	-	-	-
	(827)	-	(3)	(1)	-	-	(6)	(1)	-	-	-	-	(1)	(12)
Irene														
4017-PR	(137)	-	-	(1)	(1)	(1)	-	(2)	-	-	-	-	-	(5)
4019-NC	(197)	-	-	(3)	-	-	-	-	-	-	-	-	-	(3)
4020-NY	(898)	-	(1)	(2)	(4)	(2)	(17)	(3)	(4)	(2)	(3)	(1)	(1)	(40)
4021-NJ	(406)	(1)	(1)	-	(1)	(2)	(3)	-	-	(1)	(1)	(1)	-	(11)
4022-VT	(327)	-	-	-	(1)	(1)	-	(1)	(4)	-	(1)	-	-	(8)
4023-CT	(78)	-	-	-	-	-	-	-	-	-	-	-	-	-
4024-VA	(72)	(1)	-	-	-	-	-	-	-	-	-	-	(1)	(2)
4025-PA	(101)	-	-	-	-	-	-	-	-	-	-	-	-	-
4026-NH	(27)	-	-	-	-	-	-	-	-	-	-	-	-	-
4027-RI	(12)	-	-	-	-	-	-	-	-	-	-	-	-	-
4028-MA	(50)	-	-	-	-	-	-	-	(2)	-	-	-	-	(2)
4032-ME	(3)	-	-	-	-	-	-	-	-	-	-	-	-	-
4034-MD	(25)	-	-	-	-	-	-	-	-	-	-	-	-	-
4036-DC	(3)	-	-	-	-	-	-	-	-	-	-	-	-	-
4037-DE	(3)	-	-	-	-	-	-	-	-	-	-	-	-	-
Emergencies	(60)	-	-	-	-	-	-	-	-	-	-	-	-	-
	(2,399)	(2)	(2)	(6)	(7)	(6)	(20)	(6)	(10)	(3)	(5)	(2)	(2)	(71)
Lee														
4030-PA	(376)	-	-	-	(1)	(1)	-	-	-	-	-	-	(2)	(4)
4031-NY	(451)	-	(1)	(2)	(4)	-	(1)	(1)	(7)	(1)	(3)	-	-	(20)
4038-MD	(13)	-	-	-	-	-	-	-	-	-	-	-	-	-
4039-NJ	(6)	-	-	-	-	-	-	-	-	-	-	-	-	-
4041-LA	(8)	-	-	-	-	-	-	-	-	-	-	-	-	-
4045-VA	(8)	-	(1)	-	-	-	-	-	-	-	-	-	-	(1)
Emergencies	(2)	-	-	-	-	-	-	-	-	-	-	-	-	-
	(864)	-	(2)	(2)	(5)	(1)	(1)	(1)	(7)	(1)	(3)	-	(2)	(25)
Isaac														
4080-LA	(689)	(1)	(2)	-	(1)	(1)	(7)	(1)	(4)	(1)	(1)	(1)	-	(20)
4081-MS	(96)	-	-	(1)	(1)	-	-	-	-	-	-	-	-	(2)
4082-AL	(10)	-	-	-	-	-	-	-	-	-	(1)	-	-	(1)
4084-FL	(30)	-	-	-	(1)	-	-	(1)	(1)	-	-	-	-	(3)
Emergencies	(10)	-	-	-	-	-	-	-	-	-	-	-	-	-
	(835)	(1)	(2)	(1)	(3)	(1)	(7)	(2)	(5)	(1)	(2)	(1)	-	(26)

APPENDIX B: DRF Funding Activity (By Catastrophic Disaster)

Disaster Relief Fund Monthly Detailed Obligations FY 2017

(\$ in millions)

Event/DR	Cumulative Obligations Thru FY16 ⁽¹⁾	October	November	December	January	February	March	April	May	June	July	August	September	FY17 Total
		Actual	Estimated	Estimated	Estimated	Estimated	Estimated	Estimated	Estimated	Estimated	Estimated	Estimated	Estimated	
Sandy														
4085-NY	(15,708)	(32)	(96)	(65)	(111)	(284)	(154)	(193)	(35)	(110)	(50)	(36)	(77)	(1,243)
4086-NJ	(3,120)	(3)	(4)	(18)	(53)	(9)	(18)	(36)	(16)	(6)	(5)	(2)	(3)	(173)
4087-CT	(124)	-	-	-	(2)	-	-	-	-	-	-	-	-	(2)
4089-RI	(18)	-	-	-	-	-	-	-	-	-	-	-	-	-
4090-DE	(8)	-	-	-	-	-	-	-	-	-	-	-	-	-
4091-MD	(49)	-	-	-	-	-	-	-	-	-	-	-	-	-
4092-VA	(14)	-	-	-	-	-	-	-	-	-	-	-	-	-
4093-WV	(23)	-	-	-	-	-	-	-	-	-	-	-	-	-
4095-NH	(3)	-	-	-	-	-	-	-	-	-	-	-	-	-
4096-DC	(4)	-	-	-	-	-	-	-	-	-	-	-	-	-
4097-MA	(17)	-	-	-	-	-	-	-	-	(1)	-	-	(2)	(3)
4098-OH	(23)	-	-	(2)	-	-	-	-	-	-	-	(1)	-	(3)
4099-PA	(17)	-	-	-	-	-	-	-	-	-	-	-	-	-
Emergencies	(26)	-	-	-	-	-	-	-	-	-	-	-	-	-
	(19,154)	(35)	(100)	(85)	(166)	(293)	(172)	(229)	(51)	(117)	(55)	(39)	(82)	(1,424)
2013 Colorado Flood														
4145-CO	(620)	-	-	(6)	(3)	-	(3)	(1)	(2)	(13)	(6)	(2)	(4)	(40)
	(620)	-	-	(6)	(3)	-	(3)	(1)	(2)	(13)	(6)	(2)	(4)	(40)
LA Floods 4277														
4277-LA	(1,314)	(247)	(217)	(105)	(117)	(106)	(102)	(42)	(47)	(56)	(21)	(21)	(14)	(1,095)
	(1,314)	(247)	(217)	(105)	(117)	(106)	(102)	(42)	(47)	(56)	(21)	(21)	(14)	(1,095)
TOTAL	\$ (88,234)	\$ (318)	\$ (358)	\$ (383)	\$ (390)	\$ (444)	\$ (395)	\$ (298)	\$ (158)	\$ (249)	\$ (166)	\$ (72)	\$ (120)	\$ (3,351)

NOTES:

(1) Adjusted for recoveries that occur in FY 2017 against prior year obligations.

APPENDIX C: Hurricane Sandy (Actual Obligations by Program)

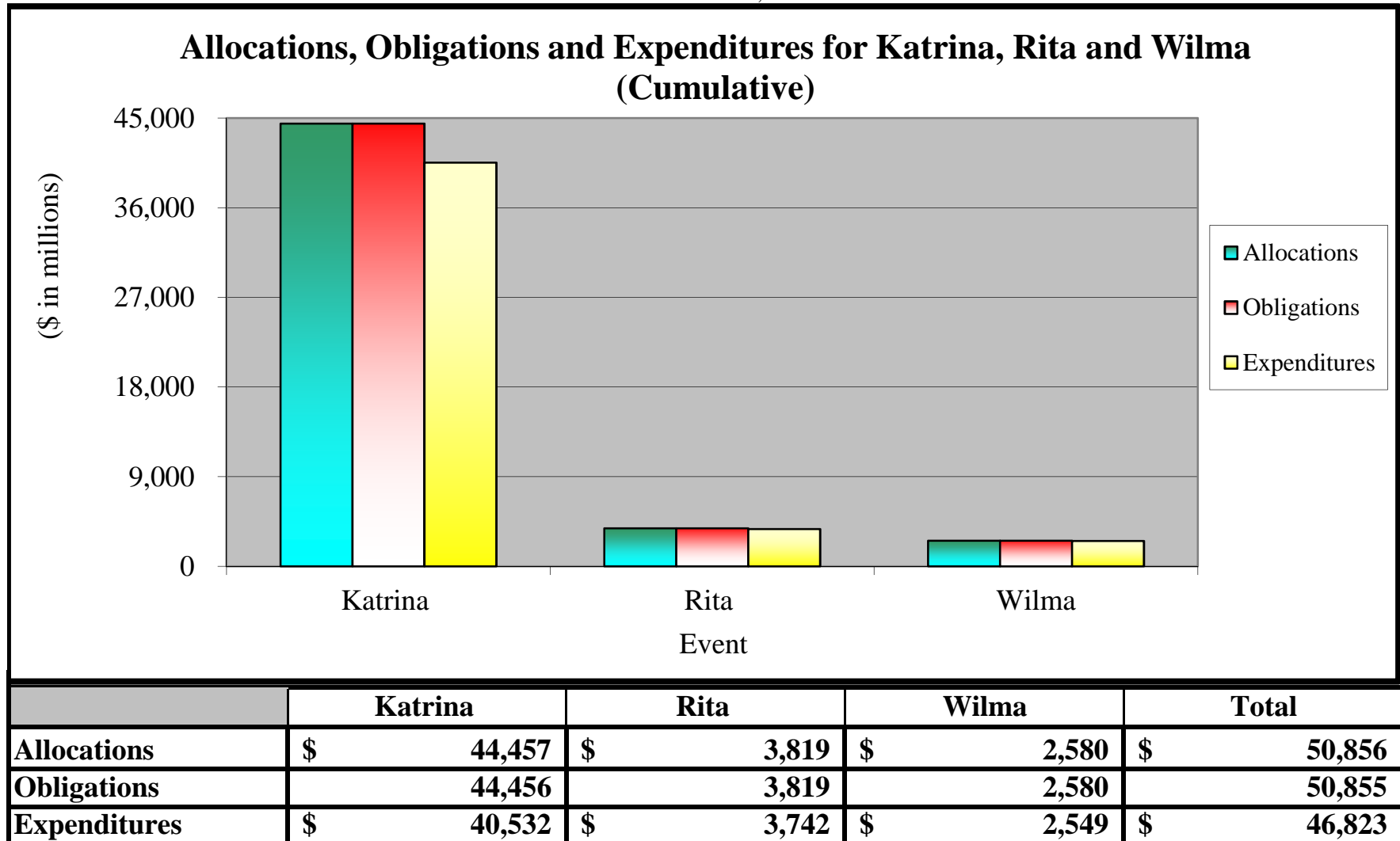
Hurricane Sandy FY 2017 Actuals/Estimates
As of October 31, 2016
(\$ in Millions)

Category	Cumulative Obligations Thru 2016 ⁽¹⁾	Actual/Estimated 1st Qtr	Projected 2nd Qtr	Projected 3rd Qtr	Projected 4th Qtr	Fiscal Year 2017 Totals	Totals Thru FY17
Public Assistance	\$ 14,814	\$ 169	\$ 578	\$ 360	\$ 142	\$ 1,249	\$ 16,063
Individual Assistance	1,622	-	-	-	-	-	1,622
Mitigation	996	33	45	19	23	120	1,116
Operations	322	-	-	-	-	-	322
Administrative	1,400	18	8	18	11	55	1,455
Total	\$ 19,154	\$ 220	\$ 631	\$ 397	\$ 176	\$ 1,424	\$ 20,578

(1) Adjusted for recoveries that occur in FY 2017 against prior year obligations.

APPENDIX D: ALLOCATIONS, OBLIGATIONS AND EXPENDITURES

As of October 31, 2016

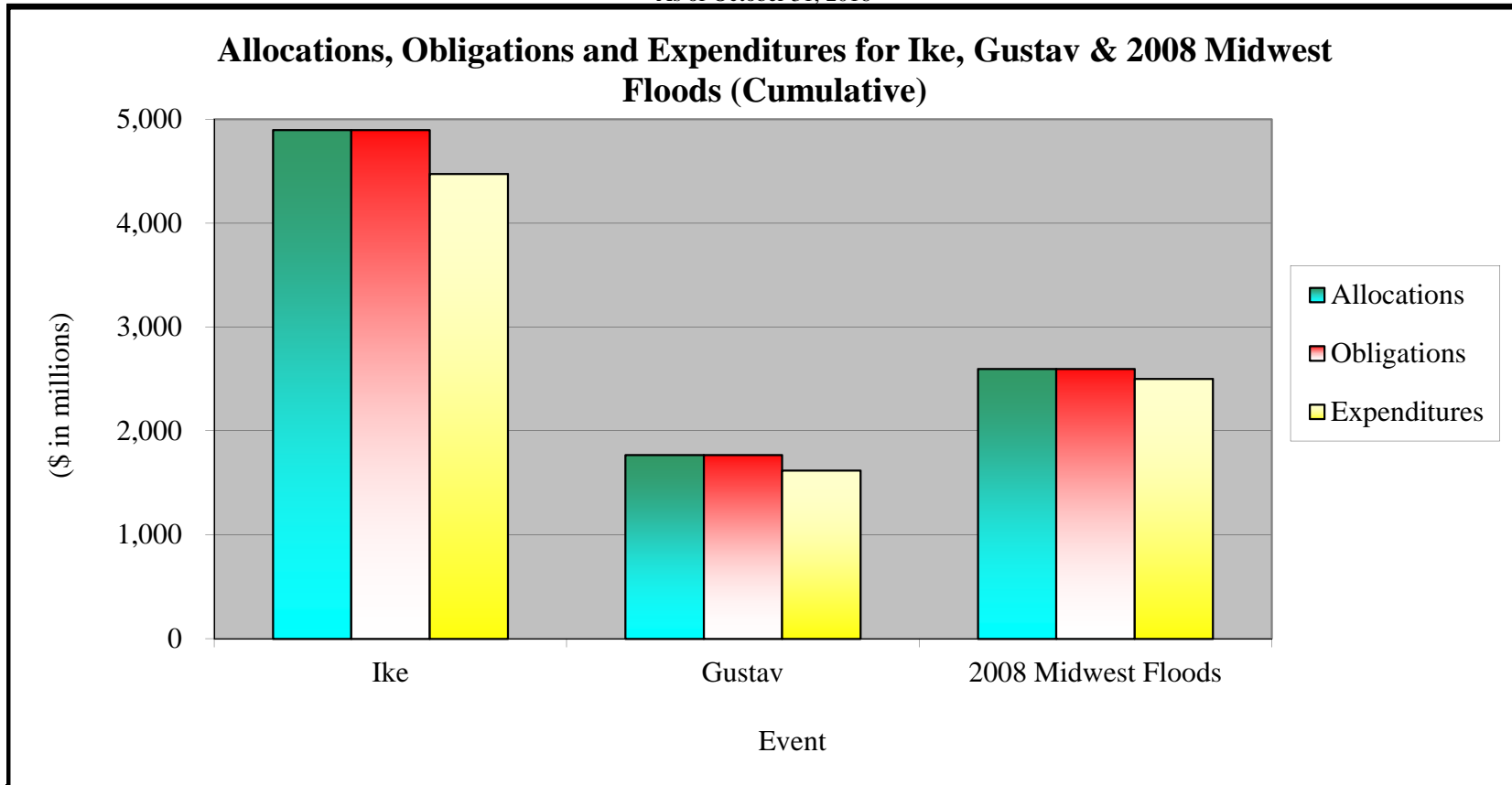


Source of financial information is the Integrated Financial Information Management System (IFMIS).

Total obligations include prior-year de-obligations.

APPENDIX D: ALLOCATIONS, OBLIGATIONS AND EXPENDITURES

As of October 31, 2016

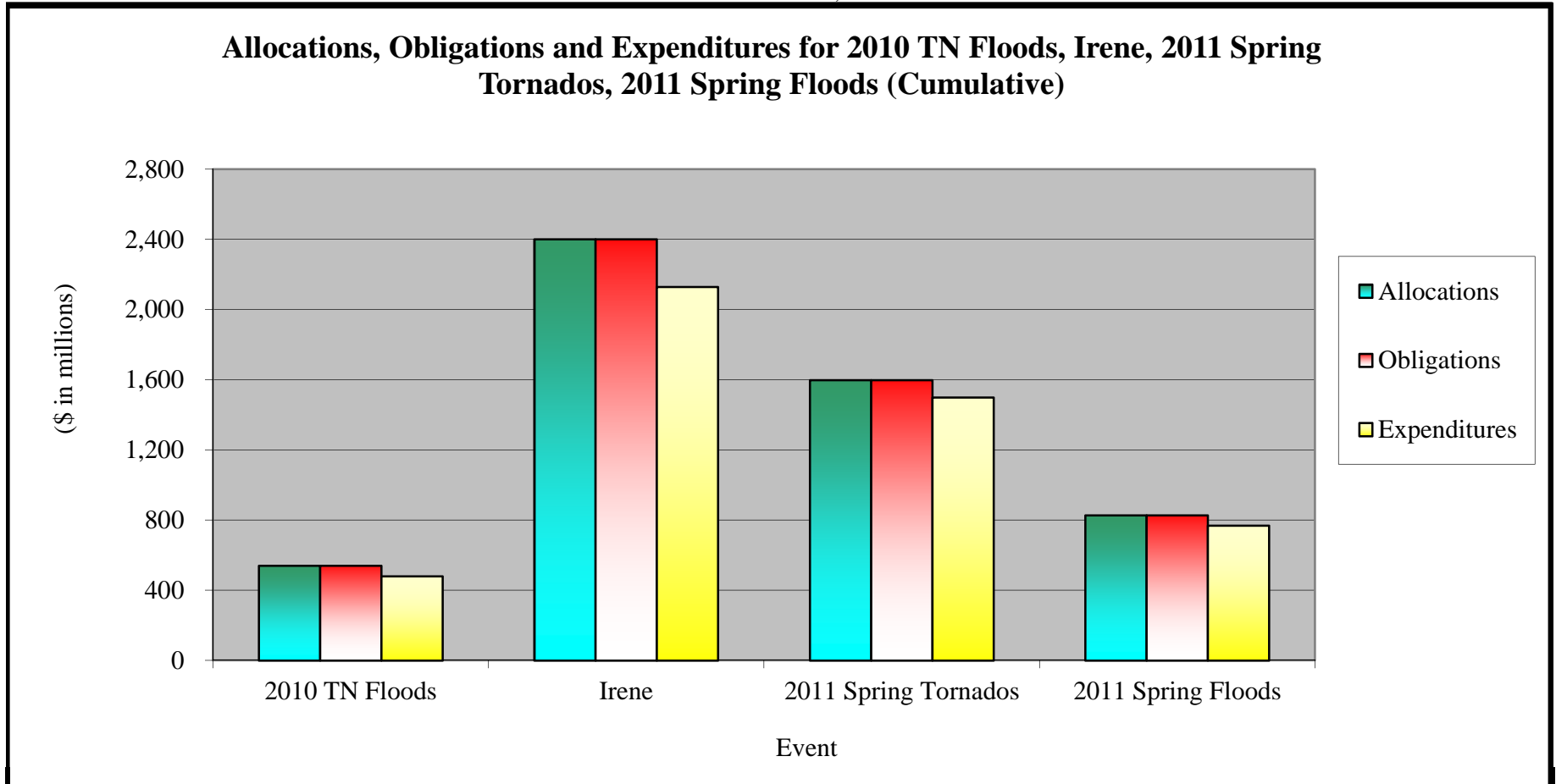


	Ike	Gustav	2008 Midwest Floods	Total
Allocations	\$ 4,895	\$ 1,768	\$ 2,598	\$ 9,261
Obligations	4,895	1,768	2,598	9,261
Expenditures	\$ 4,474	\$ 1,620	\$ 2,502	\$ 8,596

Source of financial information is the Integrated Financial Information Management System (IFMIS).
 Total obligations include prior-year de-obligations.

APPENDIX D: ALLOCATIONS, OBLIGATIONS AND EXPENDITURES

As of October 31, 2016



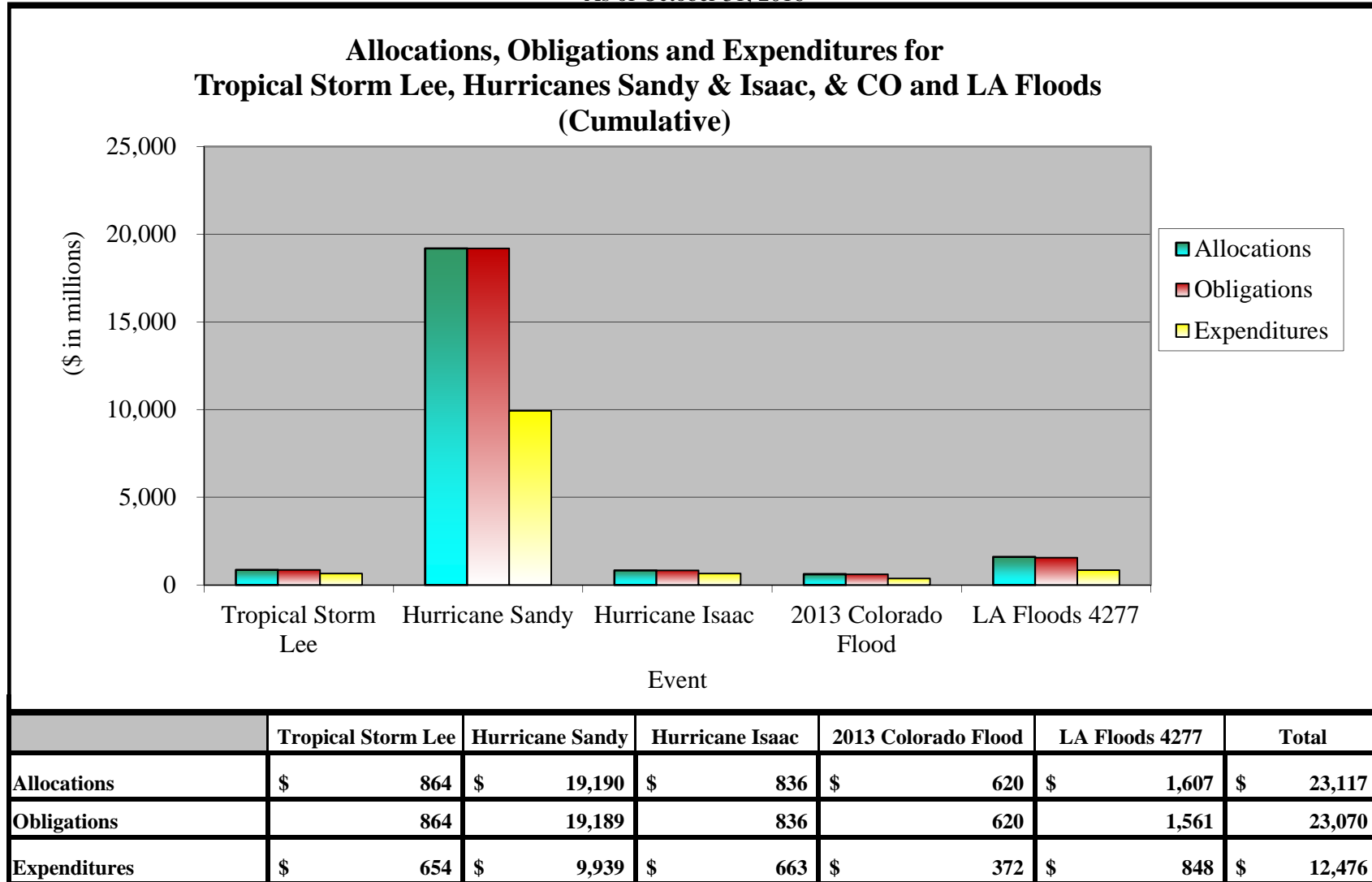
	2010 TN Floods	Irene	2011 Spring Tornados	2011 Spring Floods	Total
Allocations	\$ 540	\$ 2,401	\$ 1,598	\$ 827	\$ 5,366
Obligations	540	2,401	1,598	827	5,366
Expenditures	\$ 480	\$ 2,129	\$ 1,499	\$ 769	\$ 4,877

Source of financial information is the Integrated Financial Information Management System (IFMIS).

Total obligations include prior-year de-obligations.

APPENDIX D: ALLOCATIONS, OBLIGATIONS AND EXPENDITURES

As of October 31, 2016

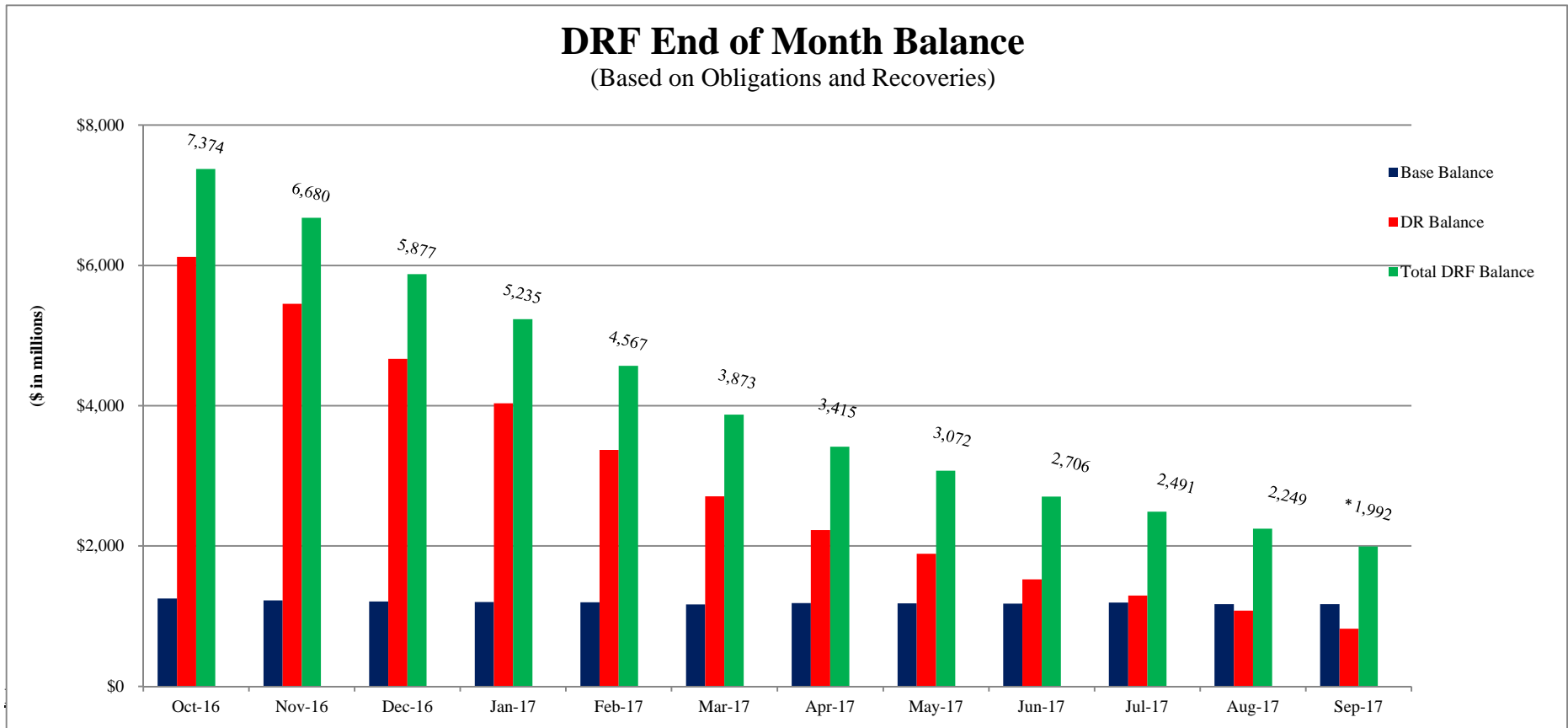


Source of financial information is the Integrated Financial Information Management System (IFMIS).

Total obligations include prior-year de-obligations.

APPENDIX E: Fund Exhaustion Date

As of October 31, 2016



* The projected end-of-year balance is not reduced by projected obligations for declarations associated with Hurricane Matthew or the \$1B reserve shown in previous reports. Projections for Hurricane Matthew will be included in the November report. FEMA continuously monitors both current and projected DRF balances and if conditions warrant, will take steps to ensure a sufficient balance is kept in reserve for initial response to a no-notice or catastrophic event.

(1) Includes FY 2017 funding for the following major disaster events:

- Hurricanes Katrina/Rita/Wilma
- Hurricane Gustav
- Hurricane Ike
- Midwest Flooding
- 2010 TN Flooding
- 2011 Spring Tornadoes
- 2011 Spring Floods
- Hurricane Irene
- Tropical Storm Lee
- Hurricane Isaac
- Hurricane Sandy
- 2013 Colorado Flood
- LA Floods 4277

APPENDIX F: FY 2017 DRF Bridge Table

FY 2017 DRF Bridge Table

		FY 2017 Total Obligations (\$ in millions)				Changes from Baseline	Month-to-Month Change
		Current Month as of 10/31/16	Previous Month as of 10/01/16	Change from Baseline	Change from Prior Month	Cause/Reason	Cause/Reason
Event	Baseline*						

NOT INCLUDED AS THIS IS THE FIRST REPORT OF FY 2017