



Disaster Relief Fund: Monthly Report

As Of December 31, 2015

January 7, 2016

Fiscal Year 2016 Report to Congress



Homeland
Security

Foreword from the Administrator

January 7, 2016

I am pleased to present the following, “Disaster Relief Fund: Monthly Report,” which has been prepared by the Federal Emergency Management Agency.

In response to language set forth in the *Consolidated Appropriations Act, 2016* (P.L. 114-113), and the accompanying House Report 113-481 and Senate Report 113-198, the report provides details on funding activities for the Disaster Relief Fund as of December 31, 2015.

Pursuant to congressional requirements, this report is being provided to the following Members of Congress:



The Honorable John R. Carter
Chairman, House Appropriations Subcommittee on Homeland Security

The Honorable Lucille Roybal-Allard
Ranking Member, House Appropriations Subcommittee on Homeland Security

The Honorable John Hoeven
Chairman, Senate Appropriations Subcommittee on Homeland Security

The Honorable Jeanne Shaheen
Ranking Member, Senate Appropriations Subcommittee on Homeland Security

Inquiries relating to this report may be directed to me at (202) 646-3900 or to the Department’s Deputy Under Secretary for Management and Chief Financial Officer, Chip Fulghum, at (202) 447-5751.

Sincerely,

A handwritten signature in blue ink, appearing to read "W. Craig Fugate". The signature is stylized and includes a long horizontal line extending to the right.

W. Craig Fugate
Administrator
Federal Emergency Management Agency



Disaster Relief Fund: Monthly Report Through December 31, 2015

Table of Contents

I.	Legislative Language.....	2
II.	Background.....	4
	Appendix A: Appropriations Summary.....	5
	Appendix B: DRF Funding Activity.....	6
	Appendix C: Hurricane Sandy FY 2016 Estimates.....	11
	Appendix D: Allocations, Obligations, & Expenditures.....	12
	Appendix E: Estimate of Fund Exhaustion Date.....	16
	Appendix F: DRF Cost Estimation Bridge Table.....	17

I. Legislative Language

This document has been compiled pursuant to language set forth in the *Consolidated Appropriations Act, 2016* (P.L. 114-113), and the accompanying House Report 113-481, and Senate Report 113-198.

The language in P.L. 114-113 states:

Provided, That the reporting requirements in paragraphs (1) and (2) under the heading "Federal Emergency Management Agency, Disaster Relief Fund" in the Department of Homeland Security Appropriations Act, 2015 (Public Law 114-4) shall be applied in fiscal year 2016 with respect to budget year 2017 and current fiscal year 2016, respectively, by substituting "fiscal year 2017" for "fiscal year 2016" in paragraph (1)...

The language in House Report 113-481 states:

A provision is continued in the bill stating the information and timeframes in which FEMA must report to the Committees on the DRF. A report on the obligation of funds for disaster readiness and support, including quarterly updates, is required in Title V of this Act. The Committee continues statutory requirements for annual and monthly DRF reporting as originally directed in Public Law 112-74 and Public Law 113-2.

The language in Senate Report 113-198 states:

The Committee includes bill language requiring an expenditure plan and semiannual reports (reduced from the previous quarterly requirement) for disaster readiness and support costs; and a monthly report on disaster relief expenditures.

P.L. 114-4 (referenced above) states:

Provided, That the Administrator of the Federal Emergency Management Agency shall submit to the Committees on Appropriations of the Senate and the House of Representatives the following reports, including a specific description of the methodology and the source data used in developing such reports...

- (1) an estimate of the following amounts shall be submitted for the budget year at the time that the President's budget proposal for fiscal year 2016 is submitted pursuant to section 1105(a) of title 31, United States Code...
- (2) an estimate or actual amounts, if available, of the following for the current fiscal year shall be submitted not later than the fifth day of each month, and shall be published by the Administrator on the

Agency's Web site not later than the fifth day of each month:

(A) a summary of the amount of appropriations made available by source, the transfers executed, the previously allocated funds recovered, and the commitments, allocations, and obligations made;

(B) a table of disaster relief activity delineated by month, including-

(i) the beginning and ending balances;

(ii) the total obligations to include amounts obligated for fire assistance, emergencies, surge, and disaster support activities;

(iii) the obligations for catastrophic events delineated by event and by State; and

(iv) the amount of previously obligated funds that are recovered;

(C) a summary of allocations, obligations, and expenditures for catastrophic events delineated by event;

(D) in addition, for a disaster declaration related to Hurricane Sandy, the cost of the following categories of spending: public assistance, individual assistance, mitigation, administrative, operations, and any other relevant category (including emergency measures and disaster resources); and

(E) the date on which funds appropriated will be exhausted...

This report covers activities as of December 31, 2015.

II. Background

P. L. 114-113 requires that the FEMA Administrator provide a report by the fifth day of each month on the Disaster Relief Fund (DRF) that includes a funding summary, a table delineating the DRF funding activities each month by state and event, a summary of the funding for the catastrophic events, and an estimate of the date on which the funds will be exhausted.

Consequently, the following report elements are included:

1. Appendix A is an appropriations summary that includes a synopsis of the amount of appropriations made available by source, the transfers executed, the previously allocated funds recovered, and the commitments, allocations, and obligations.
2. Appendix B presents details on the DRF funding activities delineated by month.
3. Appendix C presents Hurricane Sandy FY 2016 estimates by spending categories.
4. Appendix D presents funding summaries for the current active catastrophic events including the allocations, obligations, and expenditures.
5. Appendix E presents the estimate of the fund exhaustion date, or projected end of fiscal year balance.
6. Appendix F presents a bridge table that provides explanation for the monthly and baseline change for all activities to include details for catastrophic events.

APPENDIX A: DRF Appropriations Summary

Department of Homeland Security - Federal Emergency Management Agency
Disaster Relief Fund Congressional Monthly Report
FY 2016 Activity
As of 12/31/2015
(Dollars in Millions)

	<u>Major</u> <u>Declarations</u>	<u>Base</u>	<u>Total</u>	<u>Change Since</u> <u>Last Report</u>
FY 2016 Appropriation⁽¹⁾	\$ 6,713	\$ 661	\$ 7,374	341
Prior Years Deobligations (Recoveries)	69	109	178	53
Prior Years Carryover	3,133	2,184	5,317	37
OIG Transfers ⁽²⁾	-	(24)	(24)	(24)
Rescission ⁽³⁾	-	(1,022)	(1,022)	(1,022)
FY 2016 Authority Available	<u>9,915</u>	<u>1,908</u>	<u>11,823</u>	<u>(615)</u>
Less: Total Obligations	<u>3,774</u>	<u>71</u>	<u>3,845</u>	<u>1,223</u>
Unobligated Balance	<u>6,141</u>	<u>1,837</u>	<u>7,978</u>	<u>(1,838)</u>
Less: Unobligated Commitments	<u>10</u>	<u>13</u>	<u>23</u>	<u>(13)</u>
Unobligated/Uncommitted Balance	<u>6,131</u>	<u>1,824</u>	<u>7,955</u>	<u>(1,825)</u>
Less: Allocations not Obligated/Committed	6	2	8	(24)
Reserve ⁽⁴⁾	1,000	-	1,000	(225)
Subtotal Allocations not Obligated/Committed	<u>1,006</u>	<u>2</u>	<u>1,008</u>	<u>(249)</u>
Authority Available - Unallocated	<u><u>\$ 5,125</u></u>	<u><u>\$ 1,822</u></u>	<u><u>\$ 6,947</u></u>	<u><u>(1,576)</u></u>

NOTES:

(1) Pursuant to P.L. 114-113, Consolidated Appropriations Act, 2016.

(2) Pursuant to P.L. 114-113, \$24M transferred to DHS OIG.

(3) Pursuant to P.L. 114-113, \$1,022 rescinded.

(4) \$1B provision for the reserve (Major Declarations). FEMA will continue to evaluate the reserve to support no-notice events and may make future adjustments.

Source of financial information is the Integrated Financial Management Information System (IFMIS)

APPENDIX B: DRF Funding Activity (Details)

Disaster Relief Fund Monthly Obligations FY 2016
 DRF Monthly Spend Plan (FY 2016)
 (\$ in millions)
 As of 12/31/2015

	Oct-15	Nov-15	Dec-15	Jan-16	Feb-16	Mar-16	Apr-16	May-16	Jun-16	Jul-16	Aug-16	Sep-16	Total
Beginning of Month DRF Balance ⁽¹⁾	\$ 5,280	\$ 11,716	9,853	\$ 8,683	\$ 7,567	\$ 6,658	\$ 5,947	\$ 5,421	\$ 4,994	\$ 3,452	\$ 3,022	\$ 2,698	
FY 2016 Appropriation ⁽²⁾	7,033			341									
OIG Transfer ⁽³⁾				(24)									
Rescission ⁽⁴⁾				(1,022)									
Total Available Beginning of Month	12,313	11,716	9,853	7,978	7,567	6,658	5,947	5,421	4,994	3,452	3,022	2,698	
Major Declarations	9,534	8,903	7,033	6,141	5,742	4,858	4,174	3,691	3,304	1,784	1,433	1,159	
Base	2,779	2,813	2,820	1,837	1,825	1,800	1,773	1,730	1,690	1,668	1,589	1,539	
DRF Base Activities⁽⁵⁾													
Emergencies													
Monthly Actual/Estimated Obligations	-	(1)	-	(21)	(21)	(20)	(28)	(28)	(21)	(21)	(28)	(29)	(218)
Fire Management													
Monthly Actual/Estimated Obligations	(2)	(1)	(11)	(7)	(12)	(4)	(2)	(9)	(4)	(32)	(16)	(30)	(130)
Surge													
Monthly Actual/Estimated Obligations	(3)	(1)	-	(4)	(4)	(4)	(10)	(10)	(6)	(6)	(9)	(13)	(70)
Disaster Support & Other Activities													
DRS Monthly Actual/Estimated Obligations	(1)	(19)	(20)	(18)	(25)	(31)	(34)	(33)	(29)	(54)	(36)	(42)	(342)
Other Monthly Actual/Estimated Obligations	-	(2)	(10)	(3)	(4)	(9)	(10)	(1)	(3)	(7)	(2)	(21)	(72)
Monthly Actual/Estimated Obligations	(1)	(21)	(30)	(21)	(29)	(40)	(44)	(34)	(32)	(61)	(38)	(63)	(414)
Actual/Estimated Base Obligations	(6)	(24)	(41)	(53)	(66)	(68)	(84)	(81)	(63)	(120)	(91)	(135)	(832)
DRF DR Activities													
Average Monthly Major DR Activity (Non-Cat.)													
Monthly Actual/Estimated Obligations	(242)	(261)	(336)	(239)	(219)	(203)	(218)	(164)	(153)	(130)	(190)	(204)	(2,559)
Gustav													
Initial FY16 Spend Plan	(3)	(3)	(1)	(2)	(4)	(2)	(2)	(5)	(1)	(2)	(1)	(1)	(27)
Monthly Actual/Estimated Obligations	(2)	(3)	(2)	(6)	(3)	(6)	(2)	(3)	(1)	(4)	(1)	(4)	(37)
Ike													
Initial FY16 Spend Plan	(22)	(14)	(6)	(17)	(27)	(2)	(3)	(1)	(1)	(5)	(1)	(7)	(106)
Monthly Actual/Estimated Obligations	(14)	(11)	(21)	(27)	(14)	(5)	(3)	(1)	(2)	(6)	-	(9)	(113)
Katrina Rita Wilma													
Initial FY16 Spend Plan	(58)	(69)	(54)	(66)	(67)	(45)	(35)	(45)	(25)	(42)	(34)	(113)	(653)
Monthly Actual/Estimated Obligations	(58)	(53)	(17)	(18)	(49)	(64)	(49)	(101)	(1,318)	(44)	(34)	(47)	(1,852)
Midwest Floods													
Initial FY16 Spend Plan	(1)	(4)	(4)	(4)	(7)	(3)	(1)	(1)	-	-	-	-	(25)
Monthly Actual/Estimated Obligations	-	-	(2)	(8)	(1)	(1)	-	(2)	-	-	(1)	(12)	(27)
TN Floods													
Initial FY16 Spend Plan	-	-	(1)	(2)	(1)	(2)	(1)	(3)	-	-	-	-	(10)
Monthly Actual/Estimated Obligations	-	-	-	(1)	-	-	(1)	(2)	(3)	(2)	(1)	-	(10)
2011 Spring Tornadoes													
Initial FY16 Spend Plan	(3)	(1)	(1)	-	(1)	-	(1)	(2)	(1)	(2)	(1)	-	(13)
Monthly Actual/Estimated Obligations	(1)	(1)	-	(1)	(2)	-	(3)	(1)	(2)	(1)	(1)	-	(13)

APPENDIX B: DRF Funding Activity (Details)

Disaster Relief Fund Monthly Obligations FY 2016
 DRF Monthly Spend Plan (FY 2016)
 (\$ in millions)
 As of 12/31/2015

	Oct-15	Nov-15	Dec-15	Jan-16	Feb-16	Mar-16	Apr-16	May-16	Jun-16	Jul-16	Aug-16	Sep-16	Total
2011 Spring Floods													
Initial FY16 Spend Plan	(1)	(3)	(2)	-	(1)	(2)	-	(4)	(1)	(1)	-	(5)	(20)
Monthly Actual/Estimated Obligations	(4)	(4)	(5)	-	(1)	(2)	-	(4)	(1)	(1)	(1)	(5)	(28)
Irene													
Initial FY16 Spend Plan	(4)	(10)	(10)	(5)	(3)	(14)	(3)	(13)	(5)	(3)	(2)	(1)	(73)
Monthly Actual/Estimated Obligations	(4)	(4)	(7)	(4)	(5)	(13)	(9)	(19)	(9)	(3)	(1)	(1)	(79)
Lee													
Initial FY16 Spend Plan	(3)	(4)	(5)	(12)	(1)	(1)	(11)	(1)	-	(5)	-	(1)	(44)
Monthly Actual/Estimated Obligations	-	(1)	(3)	(12)	(11)	(4)	(14)	(2)	(1)	(5)	(1)	(2)	(56)
Isaac													
Initial FY16 Spend Plan	(7)	(3)	(3)	(4)	(2)	(3)	(4)	(8)	(4)	(1)	(3)	-	(42)
Monthly Actual/Estimated Obligations	-	(8)	(1)	(2)	(6)	(3)	(6)	(8)	(4)	(1)	(4)	(1)	(44)
Sandy													
Initial FY16 Spend Plan	(409)	(1,304)	(1,445)	(269)	(127)	(272)	(175)	(88)	(36)	(141)	(32)	(60)	(4,358)
Monthly Actual/Estimated Obligations	(317)	(1,593)	(786)	(99)	(583)	(402)	(191)	(100)	(46)	(169)	(61)	(68)	(4,415)
2013 Colorado Flood													
Initial FY16 Spend Plan	(10)	(1)	(6)	(4)	(8)	(5)	(9)	(2)	(3)	(8)	(1)	(1)	(58)
Monthly Actual/Estimated Obligations	(10)	(1)	(2)	(4)	(12)	(3)	(9)	(3)	(3)	(8)	(1)	(1)	(57)
Total Catastrophic Actual/Estimated Obligations	(410)	(1,679)	(846)	(182)	(687)	(503)	(287)	(246)	(1,390)	(244)	(107)	(150)	(6,731)
Total DR Actual/Estimated Obligations	(652)	(1,940)	(1,182)	(421)	(906)	(706)	(505)	(410)	(1,543)	(374)	(297)	(354)	(9,290)
FY16 Recoveries													
Monthly Recoveries	61	64	53	63	63	63	63	64	64	64	64	64	750
Major declarations	21	33	15										69
Base	40	31	38										109
Reserve for No-Notice Event ⁽⁶⁾													(1,000)
DRF Available at End of Month (Including Recoveries) ⁽⁷⁾	\$ 11,716	\$ 9,816	\$ 8,683	\$ 7,567	\$ 6,658	\$ 5,947	\$ 5,421	\$ 4,994	\$ 3,452	\$ 3,022	\$ 2,698	\$ 1,273	

Actual
 Estimate

NOTES:

- (1) December FY16 beginning balance increased by \$37M to include FY15 carryover adjustments that were made after final closeout of the accounting system.
- (2) Pursuant to P.L. 114-113, Consolidated Appropriations Act, 2016.
- (3) Pursuant to P.L. 114-113, \$24M transferred to DHS OIG.
- (4) Pursuant to P.L. 114-113, \$1,022 rescinded.
- (5) Month-to-month projections for Base and Non-Cat activities (excluding DRS) are based on historical averages.
- (6) Ending balance reduced by \$1B provision for reserve (Major Declarations). FEMA will continue to evaluate the reserve to support no-notice events and may make future adjustments.
- (7) FY16 projected DRF ending balance includes estimates for 428 PAAP capped grants related to the Katrina Joint Infrastructure Recovery for the City of New Orleans Department of Public Works and Sewage and Water Board. The current estimate for these projects is \$1,287. FY16 estimates do not include potential obligations related to unfunded Sandy FTA projects that may be Stafford Act eligible. We are currently assessing the potential impact, if any, which if applicable, could be significant.

APPENDIX B: DRF Funding Activity (By Catastrophic Disaster)

Disaster Relief Fund Monthly Detailed Obligations FY 2016

(\$ in millions)

Event/DR	Cumulative Obligations Thru FY15 ⁽¹⁾	October	November	December	January	February	March	April	May	June	July	August	September	FY16 Total
		Actual	Actual	Actual	Estimated	Estimated	Estimated	Estimated	Estimated	Estimated	Estimated	Estimated	Estimated	
Gustav														
1786-LA	(1,600)	(2)	(3)	(2)	(6)	(3)	(6)	(2)	(3)	(1)	(4)	(1)	(4)	\$ (37)
1789-AL	(10)	-	-	-	-	-	-	-	-	-	-	-	-	-
1793-AR	(6)	-	-	-	-	-	-	-	-	-	-	-	-	-
1794-MS	(42)	-	-	-	-	-	-	-	-	-	-	-	-	-
1806-FL	(7)	-	-	-	-	-	-	-	-	-	-	-	-	-
Emergencies	(66)	-	-	-	-	-	-	-	-	-	-	-	-	-
	(1,731)	(2)	(3)	(2)	(6)	(3)	(6)	(2)	(3)	(1)	(4)	(1)	(4)	(37)
Ike														
1791-TX	(4,335)	(14)	(10)	(21)	(24)	(5)	(1)	(3)	-	(1)	(5)	-	(7)	(91)
1792-LA	(342)	-	(1)	-	(3)	(9)	(4)	-	(1)	(1)	(1)	-	(2)	(22)
1797-AL	(8)	-	-	-	-	-	-	-	-	-	-	-	-	-
1802-KY	(24)	-	-	-	-	-	-	-	-	-	-	-	-	-
1804-AR	(3)	-	-	-	-	-	-	-	-	-	-	-	-	-
1805-OH	(56)	-	-	-	-	-	-	-	-	-	-	-	-	-
Emergencies	(44)	-	-	-	-	-	-	-	-	-	-	-	-	-
	(4,812)	(14)	(11)	(21)	(27)	(14)	(5)	(3)	(1)	(2)	(6)	-	(9)	(113)
Katrina Rita Wilma														
1602-FL	(235)	(1)	-	-	-	-	-	-	-	-	-	-	-	(1)
1603-LA	(30,674)	(45)	(42)	(17)	(12)	(18)	(55)	(48)	(96)	(1,307)	(38)	(31)	(41)	(1,750)
1604-MS	(10,080)	(9)	(2)	-	(5)	(15)	(3)	(1)	(4)	(8)	(2)	-	(2)	(51)
1605-AL	(1,034)	-	-	-	-	-	-	-	-	-	-	-	-	-
1606-TX	(1,878)	-	-	-	-	-	-	-	-	-	-	-	-	-
1607-LA	(1,899)	(2)	-	-	(1)	(14)	(3)	-	(1)	(1)	-	-	(1)	(23)
1609-FL	(2,560)	(1)	(9)	-	-	(2)	(3)	-	-	(2)	(4)	(3)	(3)	(27)
Emergencies	(798)	-	-	-	-	-	-	-	-	-	-	-	-	-
	(49,158)	(58)	(53)	(17)	(18)	(49)	(64)	(49)	(101)	(1,318)	(44)	(34)	(47)	(1,852)
Midwest Floods														
1760-MO	(3)	-	-	-	-	-	-	-	-	-	-	-	-	-
1763-IA	(1,912)	-	-	(2)	(8)	(1)	(1)	-	(2)	-	-	(1)	(12)	(27)
1765-NE	(2)	-	-	-	-	-	-	-	-	-	-	-	-	-
1766-IN	(224)	-	-	-	-	-	-	-	-	-	-	-	-	-
1768-WI	(156)	-	-	-	-	-	-	-	-	-	-	-	-	-
1770-NE	(48)	-	-	-	-	-	-	-	-	-	-	-	-	-
1771-IL	(97)	-	-	-	-	-	-	-	-	-	-	-	-	-
1772-MN	(9)	-	-	-	-	-	-	-	-	-	-	-	-	-
1773-MO	(55)	-	-	-	-	-	-	-	-	-	-	-	-	-
1774-SD	(8)	-	-	-	-	-	-	-	-	-	-	-	-	-
1775-OK	(11)	-	-	-	-	-	-	-	-	-	-	-	-	-
1776-KS	(64)	-	-	-	-	-	-	-	-	-	-	-	-	-
1777-MI	(18)	-	-	-	-	-	-	-	-	-	-	-	-	-
	(2,607)	-	-	(2)	(8)	(1)	(1)	-	(2)	-	-	(1)	(12)	(27)

APPENDIX B: DRF Funding Activity (By Catastrophic Disaster)

Disaster Relief Fund Monthly Detailed Obligations FY 2016

(\$ in millions)

Event/DR	Cumulative Obligations Thru FY15 ⁽¹⁾	October	November	December	January	February	March	April	May	June	July	August	September	FY16 Total
		Actual	Actual	Actual	Estimated	Estimated	Estimated	Estimated	Estimated	Estimated	Estimated	Estimated	Estimated	
TN Floods														
1909-TN	(535)	-	-	-	(1)	-	-	(1)	(2)	(3)	(2)	(1)	-	(10)
	(535)	-	-	-	(1)	-	-	(1)	(2)	(3)	(2)	(1)	-	(10)
2011 Spring Tornadoes														
1971-AL	(708)	-	(1)	-	-	(1)	-	(2)	-	-	-	-	-	(4)
1972-MS	(67)	(1)	-	-	-	-	-	-	-	-	-	-	-	(1)
1973-GA	(45)	-	-	-	(1)	-	-	-	-	-	-	-	-	(1)
1974-TN	(92)	-	-	-	-	-	-	-	-	(1)	-	-	-	(1)
1975-AR	(104)	-	-	-	-	-	-	-	-	-	-	-	-	-
1976-KY	(60)	-	-	-	-	-	-	(1)	-	-	-	-	-	(1)
1980-MO	(533)	-	-	-	-	(1)	-	-	(1)	(1)	(1)	(1)	-	(5)
Emergencies	(1)	-	-	-	-	-	-	-	-	-	-	-	-	-
	(1,610)	(1)	(1)	-	(1)	(2)	-	(3)	(1)	(2)	(1)	(1)	-	(13)
2011 Spring Floods														
1981-ND	(624)	(4)	(4)	(5)	-	(1)	(2)	-	(4)	(1)	(1)	(1)	(5)	(28)
1982-MN	(28)	-	-	-	-	-	-	-	-	-	-	-	-	-
1983-MS	(36)	-	-	-	-	-	-	-	-	-	-	-	-	-
1984-SD	(81)	-	-	-	-	-	-	-	-	-	-	-	-	-
Emergencies	(38)	-	-	-	-	-	-	-	-	-	-	-	-	-
	(807)	(4)	(4)	(5)	-	(1)	(2)	-	(4)	(1)	(1)	(1)	(5)	(28)
Irene														
4017-PR	(136)	-	-	(1)	-	(1)	-	(2)	-	-	-	-	-	(4)
4019-NC	(196)	-	-	-	(1)	-	-	-	-	(1)	-	(1)	-	(3)
4020-NY	(879)	(2)	(3)	(4)	(2)	(2)	(10)	(4)	(13)	(7)	(1)	-	-	(48)
4021-NJ	(404)	-	(1)	(1)	(1)	(1)	(1)	(1)	(4)	(1)	(1)	-	-	(12)
4022-VT	(323)	(1)	-	(1)	-	(1)	(1)	(2)	(2)	-	-	-	-	(8)
4023-CT	(78)	-	-	-	-	-	-	-	-	-	-	-	-	-
4024-VA	(71)	-	-	-	-	-	-	-	-	-	(1)	-	-	(1)
4025-PA	(101)	-	-	-	-	-	-	-	-	-	-	-	(1)	(1)
4026-NH	(27)	-	-	-	-	-	-	-	-	-	-	-	-	-
4027-RI	(12)	-	-	-	-	-	-	-	-	-	-	-	-	-
4028-MA	(49)	(1)	-	-	-	-	(1)	-	-	-	-	-	-	(2)
4032-ME	(3)	-	-	-	-	-	-	-	-	-	-	-	-	-
4034-MD	(25)	-	-	-	-	-	-	-	-	-	-	-	-	-
4036-DC	(3)	-	-	-	-	-	-	-	-	-	-	-	-	-
4037-DE	(3)	-	-	-	-	-	-	-	-	-	-	-	-	-
Emergencies	(60)	-	-	-	-	-	-	-	-	-	-	-	-	-
	(2,370)	(4)	(4)	(7)	(4)	(5)	(13)	(9)	(19)	(9)	(3)	(1)	(1)	(79)

APPENDIX B: DRF Funding Activity (By Catastrophic Disaster)

Disaster Relief Fund Monthly Detailed Obligations FY 2016

(\$ in millions)

Event/DR	Cumulative Obligations Thru FY15 ⁽¹⁾	October	November	December	January	February	March	April	May	June	July	August	September	FY16 Total
		Actual	Actual	Actual	Estimated	Estimated	Estimated	Estimated	Estimated	Estimated	Estimated	Estimated	Estimated	
Lee														
4030-PA	(375)	-	-	-	-	-	(2)	-	-	-	-	(1)	(1)	(4)
4031-NY	(407)	-	(1)	(2)	(12)	(11)	(2)	(14)	(2)	(1)	(5)	-	-	(50)
4038-MD	(13)	-	-	-	-	-	-	-	-	-	-	-	-	-
4039-NJ	(6)	-	-	-	-	-	-	-	-	-	-	-	-	-
4041-LA	(7)	-	-	(1)	-	-	-	-	-	-	-	-	(1)	(2)
4045-VA	(8)	-	-	-	-	-	-	-	-	-	-	-	-	-
Emergencies	(2)	-	-	-	-	-	-	-	-	-	-	-	-	-
	(818)	-	(1)	(3)	(12)	(11)	(4)	(14)	(2)	(1)	(5)	(1)	(2)	(56)
Isaac														
4080-LA	(679)	-	(2)	(1)	(2)	(5)	(1)	(6)	(7)	(4)	(1)	(4)	-	(33)
4081-MS	(92)	-	(1)	-	-	-	(1)	-	-	-	-	-	-	(2)
4082-AL	(9)	-	-	-	-	-	-	-	-	-	-	-	-	-
4084-FL	(25)	-	(5)	-	-	(1)	(1)	-	(1)	-	-	-	(1)	(9)
Emergencies	(10)	-	-	-	-	-	-	-	-	-	-	-	-	-
	(815)	-	(8)	(1)	(2)	(6)	(3)	(6)	(8)	(4)	(1)	(4)	(1)	(44)
Sandy														
4085-NY	(12,487)	(266)	(1,550)	(776)	(85)	(567)	(352)	(174)	(73)	(36)	(137)	(53)	(65)	(4,134)
4086-NJ	(2,978)	(48)	(40)	(7)	(14)	(14)	(42)	(17)	(27)	(6)	(32)	(8)	(2)	(257)
4087-CT	(115)	(2)	(1)	(3)	-	(1)	(1)	-	-	(3)	-	-	-	(11)
4089-RI	(17)	(1)	(1)	-	-	-	-	-	-	-	-	-	-	(2)
4090-DE	(8)	-	-	-	-	-	-	-	-	-	-	-	-	-
4091-MD	(49)	-	-	-	-	-	-	-	-	-	-	-	-	-
4092-VA	(14)	-	-	-	-	-	-	-	-	-	-	-	-	-
4093-WV	(23)	-	-	-	-	-	-	-	-	-	-	-	-	-
4095-NH	(3)	-	-	-	-	-	-	-	-	-	-	-	-	-
4096-DC	(3)	-	-	-	-	-	-	-	-	-	-	-	-	-
4097- MA	(16)	-	-	-	-	(1)	(2)	-	-	(1)	-	-	(1)	(5)
4098-OH	(23)	-	(1)	-	-	-	(5)	-	-	-	-	-	-	(6)
4099-PA	(17)	-	-	-	-	-	-	-	-	-	-	-	-	-
Emergencies	(26)	-	-	-	-	-	-	-	-	-	-	-	-	-
	(15,779)	(317)	(1,593)	(786)	(99)	(583)	(402)	(191)	(100)	(46)	(169)	(61)	(68)	(4,415)
2013 Colorado Flood														
4145-CO	(589)	(10)	(1)	(2)	(4)	(12)	(3)	(9)	(3)	(3)	(8)	(1)	(1)	(57)
	(589)	(10)	(1)	(2)	(4)	(12)	(3)	(9)	(3)	(3)	(8)	(1)	(1)	(57)
TOTAL	\$ (81,631)	\$ (410)	\$ (1,679)	\$ (846)	\$ (182)	\$ (687)	\$ (503)	\$ (287)	\$ (246)	\$ (1,390)	\$ (244)	\$ (107)	\$ (150)	\$ (6,731)

NOTES:

(1) Adjusted for recoveries occurring in FY 2016 against prior year obligations.

APPENDIX C: Hurricane Sandy (Actual Obligations by Program)

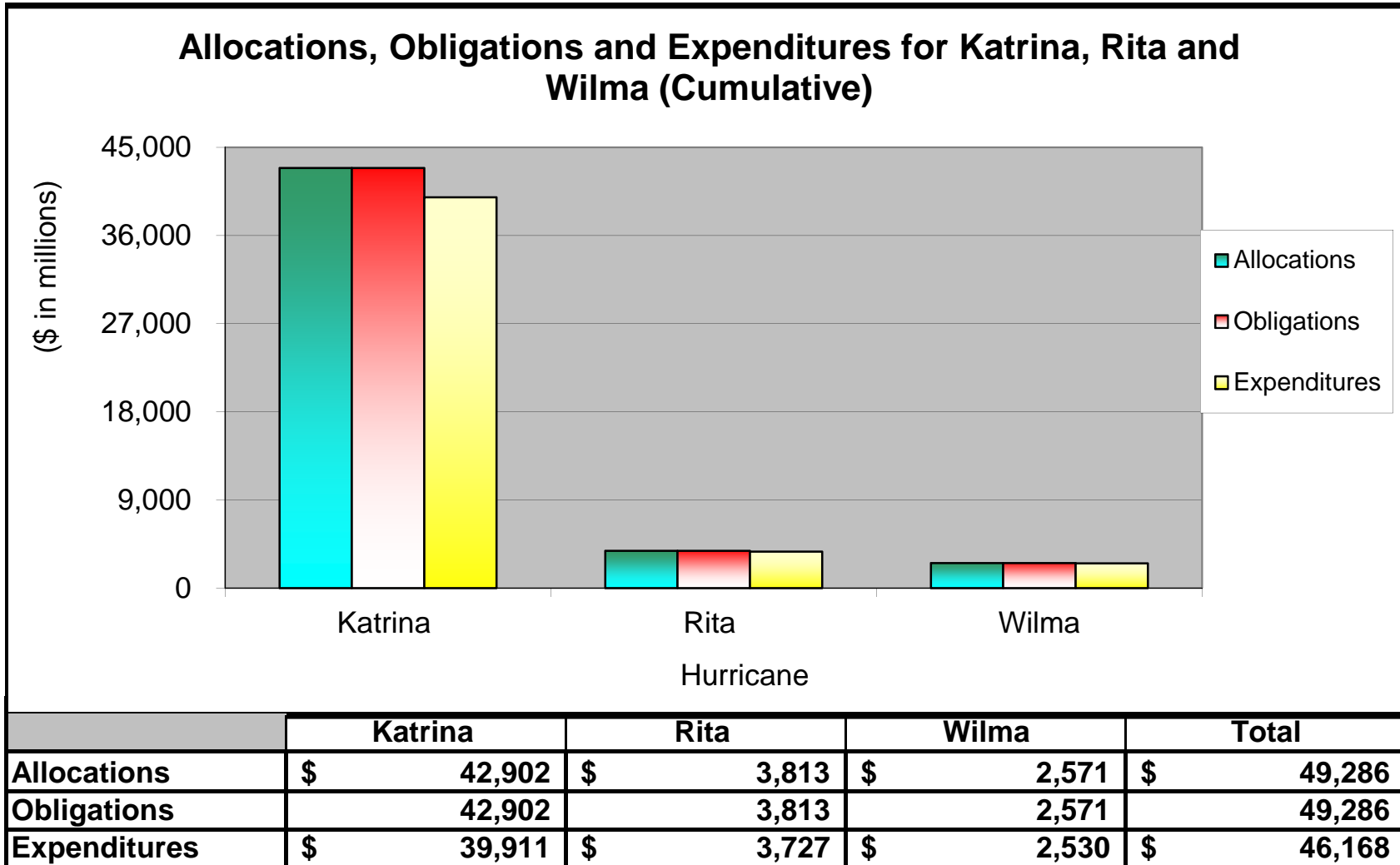
Hurricane Sandy FY 2016 Actuals/Estimates
As of 12/31/2015
(\$ in Millions)

Category	Cumulative Obligations Thru 2015 ⁽¹⁾	Actual 1st Qtr	Estimated 2nd Qtr	Estimated 3rd Qtr	Estimated 4th Qtr	Fiscal Year 2016 Totals	Totals Thru FY16
Public Assistance	\$ 11,705	\$ 2,624	\$ 929	\$ 228	\$ 166	\$ 3,947	\$ 15,652
Individual Assistance	1,635	-	-	-	-	-	1,635
Mitigation	796	38	126	88	111	363	1,159
Operations	324	-	-	-	-	-	324
Administrative	1,319	34	29	21	21	105	1,424
Total	\$ 15,779	\$ 2,696	\$ 1,084	\$ 337	\$ 298	\$ 4,415	\$ 20,194

(1) Adjusted for recoveries occurring in FY 2016 against prior year obligations.

APPENDIX D: ALLOCATIONS, OBLIGATIONS AND EXPENDITURES

As of 12/31/2015

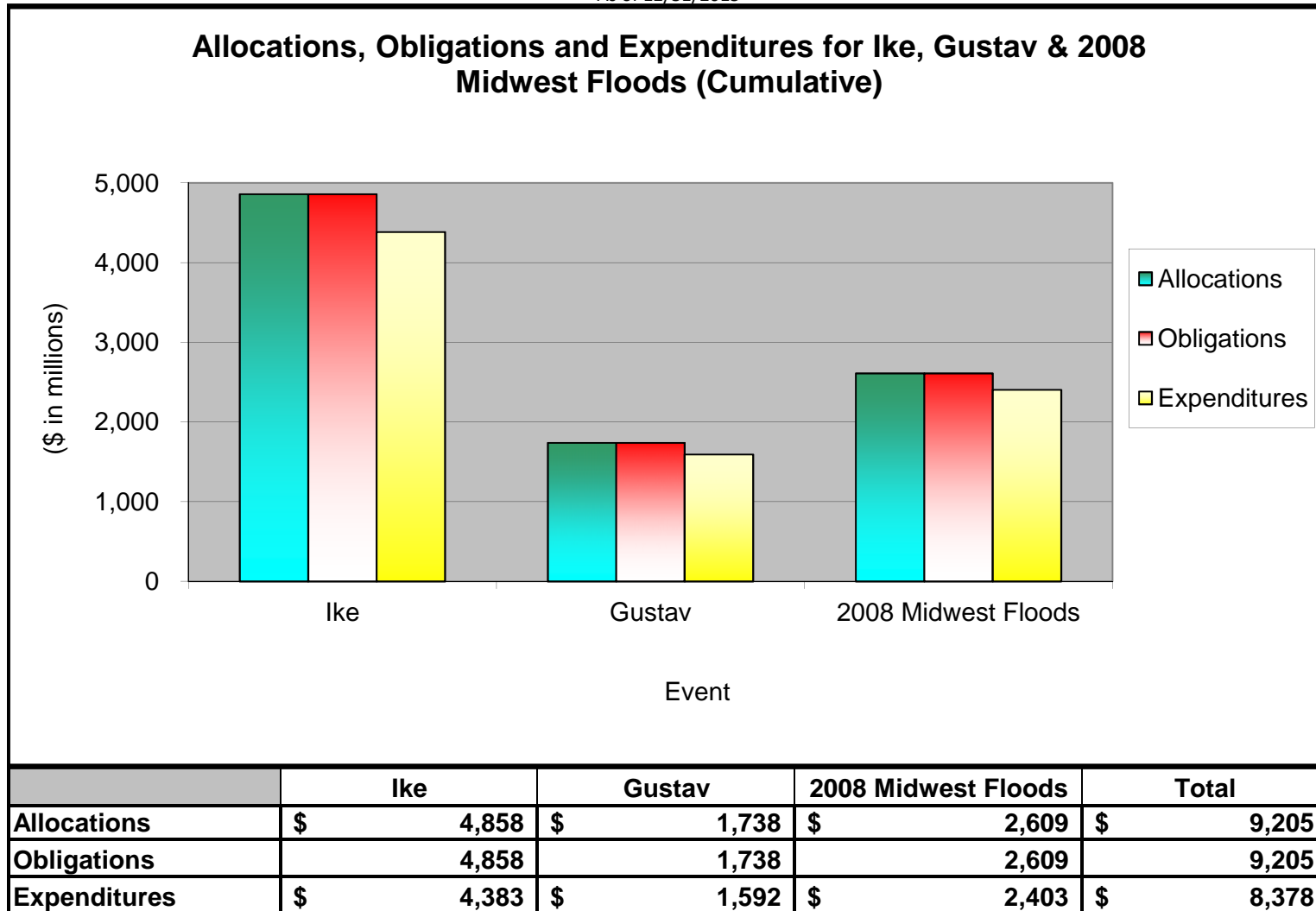


Source of financial information is the Integrated Financial Information Management System (IFMIS)

Total obligations include prior-year de-obligations

APPENDIX D: ALLOCATIONS, OBLIGATIONS AND EXPENDITURES

As of 12/31/2015

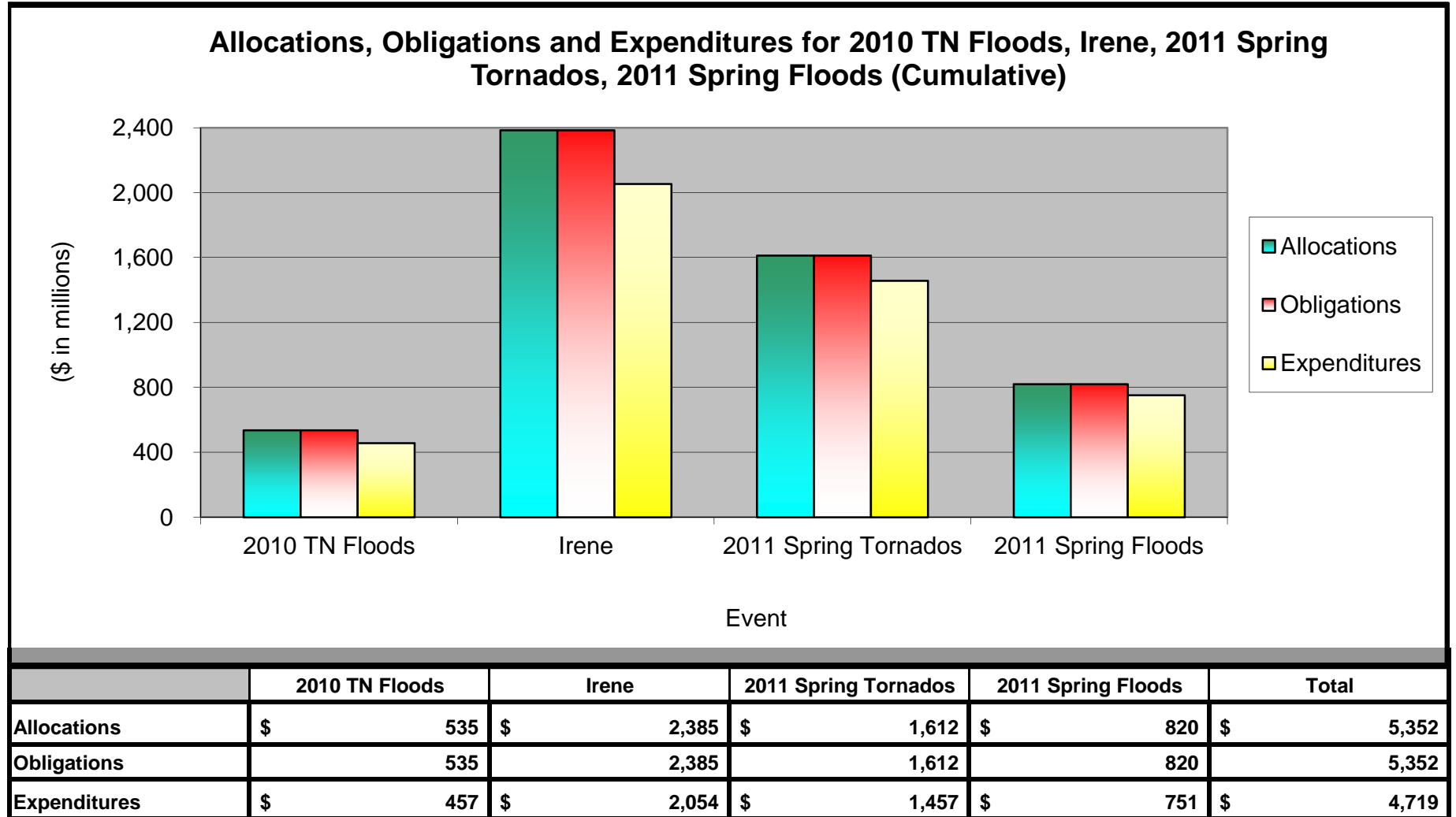


Source of financial information is the Integrated Financial Information Management System (IFMIS)

Total obligations include prior-year de-obligations

APPENDIX D: ALLOCATIONS, OBLIGATIONS AND EXPENDITURES

As of 12/31/2015

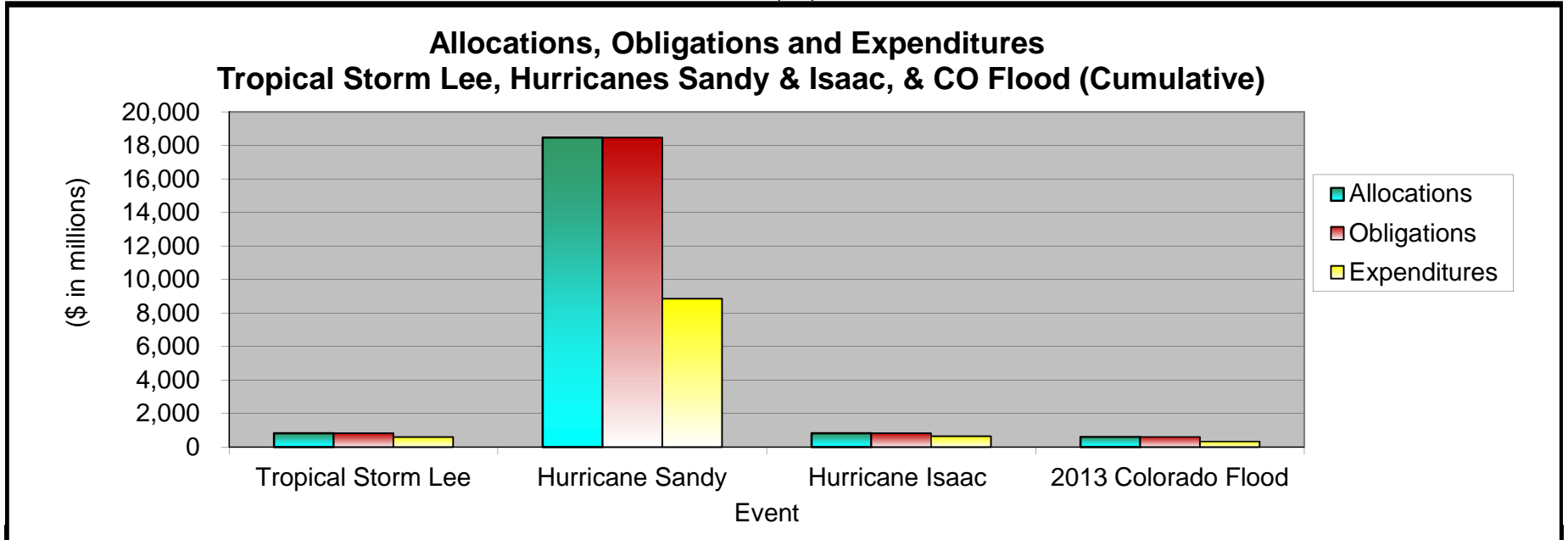


Source of financial information is the Integrated Financial Information Management System (IFMIS)

Total obligations include prior-year de-obligations

APPENDIX D: ALLOCATIONS, OBLIGATIONS AND EXPENDITURES

As of 12/31/2015



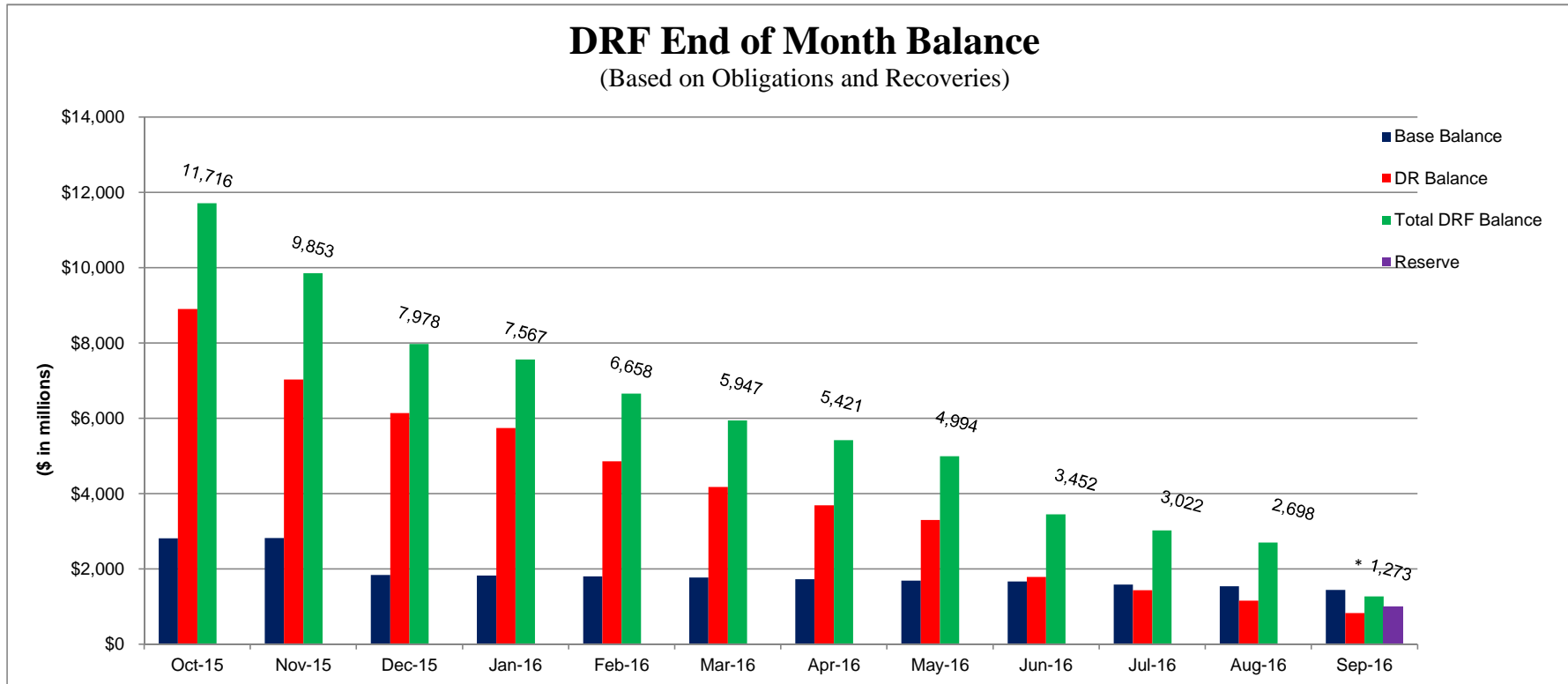
	Tropical Storm Lee	Hurricane Sandy	Hurricane Isaac	2013 Colorado Flood	Total
Allocations	\$ 822	\$ 18,479	\$ 824	\$ 602	\$ 20,727
Obligations	822	18,475	824	602	20,723
Expenditures	\$ 599	\$ 8,856	\$ 637	\$ 327	\$ 10,419

Source of financial information is the Integrated Financial Information Management System (IFMIS)

Total obligations include prior-year de-obligations

APPENDIX E: Fund Exhaustion Date

As of 12/31/2015



* Ending balance reduced by \$1B provision for reserve (Major Declarations). FEMA will continue to evaluate the reserve to support no-notice events and may make future adjustments. In addition, FY16 projected DRF ending balance includes estimates for 428 PAAP capped grants related to the Katrina Joint Infrastructure Recovery for the City of New Orleans Department of Public Works and Sewage and Water Board. The current estimate for these projects is \$1,287. FY16 estimates do not include potential obligations related to unfunded Sandy FTA projects that may be Stafford Act eligible. We are currently assessing the potential impact, if any, which if applicable, could be significant.

(1) Includes FY 2016 funding for the following major disaster events:

- Hurricanes Katrina/Rita/Wilma
- Hurricane Gustav
- Hurricane Ike
- Midwest Flooding
- 2010 TN Flooding
- 2011 Spring Tornadoes
- 2011 Spring Floods
- Hurricane Irene
- Tropical Storm Lee
- Hurricane Isaac
- Hurricane Sandy
- 2013 Colorado Flood

(2) Month-to-month projections for Base and Non-Cat activities (excluding DRS) are based on historical averages.

(3) Estimates based on January 2016 FEMA Spend Plans.

APPENDIX F: FY 2016 DRF Bridge Table

FY 2016 DRF Bridge Table

Event	FY 2016 Estimated Total Obligations (\$ in millions)					Changes from Baseline		Month-to-Month Change
	Baseline*	Current Month as of Dec-15	Previous Month as of Nov-15	Change from Baseline	Change from Prior Month	Cause/Reason	Cause/Reason	
DRF Base Activities								
Emergencies	\$ 218	\$ 218	\$ 218	\$ -	\$ -	No adjustments at this time.	No adjustments at this time.	
Fire Management	130	130	130	-	-	No adjustments at this time.	No adjustments at this time.	
Surge	70	70	70	-	-	No adjustments at this time.	No adjustments at this time.	
Disaster Support & Other Activities Total	414	414	414	-	-	No adjustments at this time.	No adjustments at this time.	
DRS	342	342	342	-	-			
Other Activities	72	72	72	-	-			
Base Sub-Total	<u>832</u>	<u>832</u>	<u>832</u>	<u>-</u>	<u>-</u>			
DRF DR Activities								
Average Monthly Major DR Activity (Non-Cat.)	2,559	2,559	2,559	-	-	No adjustments at this time.	No adjustments at this time.	
Gustav	27	37	27	10	10	Activity in 1786 LA: Public Assistance: \$5M increase primarily for statewide closeout version requests. Hazard Mitigation: \$5M increase primarily due to accelerated safe room projects.	Activity in 1786 LA: Public Assistance: \$5M increase primarily for statewide closeout version requests. Hazard Mitigation: \$5M increase primarily due to accelerated safe room projects.	
Ike	106	113	120	7	(7)	Public Assistance: \$12M increase primarily due to Galveston project closeout costs and project versions in 1791 TX; (\$11M) decrease due to an unrealized appeal in 1791 TX. Hazard Mitigation: \$6M net increase primarily due to generator and drainage projects in 1792 LA.	Public Assistance: (\$11M) decrease due to an unrealized appeal; \$5M increase for engineering costs for the Port of Galveston in 1791 TX. Hazard Mitigation: (\$1M) decrease due to budget adjustments and decreased acquisition participation in 1792 LA.	
Katrina Rita Wilma	653	1,852	665	1,199	1,187	Public Assistance: \$1,196M net increase primarily due to 428 PAAP capped grants associated with the City of New Orleans roads and bridges and the Sewage and Water Board projects in 1603 LA; \$6M net increase primarily due to an appeal in 1609 FL. Hazard Mitigation: (\$3M) decrease due to a withdrawn drainage project in 1603 LA. Administration: \$1M increase for salaries and benefits in 1603 LA. Other Activity: (\$1M).	Public Assistance: \$1,191M net increase primarily due to 428 PAAP capped grants associated with the City of New Orleans roads and bridges and the Sewage and Water Board projects in 1603 LA. Hazard Mitigation: (\$3M) decrease due to a withdrawn drainage project in 1603 LA. Other Activity: (\$1M).	
Midwest Floods	25	27	27	2	-	Activity in 1763 IA: Public Assistance: \$2M net increase for build out costs and scope adjustments for the University of Iowa.		
TN Floods	10	10	10	-	-			
2011 Spring Tornadoes	13	13	14	-	(1)		Public Assistance: (\$1M) decrease for unrealized closeout costs in 1980 MO.	
2011 Spring Floods	20	28	24	8	4	Activity in 1981 ND: Hazard Mitigation: \$6M increase for an accelerated SFM project. This same project was de-obligated, which was processed as a recovery. When the project was re-obligated after going through the LPN process, it caused an additional increase to the FY. Other Activity: \$2M.	Activity in 1981 ND: Hazard Mitigation: \$3M increase for an accelerated SFM project. Other Activity: \$1M.	
Irene	73	79	81	6	(2)	Public Assistance: \$3M net increase primarily due to an alternate project for Prattsville Fire District in 4020 NY; \$1M increase for closeout costs in 4021 NJ. Hazard Mitigation: \$2M increase for appeals in 4022 VT.	Administration: (\$2M) decrease in salaries and benefits in 4020 NY.	

APPENDIX F: FY 2016 DRF Bridge Table

FY 2016 DRF Bridge Table

Event	FY 2016 Estimated Total Obligations (\$ in millions)					Changes from Baseline		Month-to-Month Change
	Baseline*	Current Month as of Dec-15	Previous Month as of Nov-15	Change from Baseline	Change from Prior Month	Cause/Reason	Cause/Reason	
Lee	44	56	44	12	12	Public Assistance: \$10M net increase due to a 428 PAAP capped grant for the Owego Apalachin School District in 4031 NY; \$1M increase for the Shamokin Creek Wall in 4030 PA. Other Activity: \$1M.	Public Assistance: \$10M net increase due to a 428 PAAP capped grant for the Owego Apalachin School District in 4031 NY; \$1M increase for the Shamokin Creek Wall in 4030 PA. Other Activity: \$1M.	
Isaac	42	44	41	2	3	Public Assistance: (\$1M) decrease primarily due to project cost reconciliations in 4081 MS. Hazard Mitigation: \$3M increase for Orleans Parish historical building wind retrofit costs in 4080 LA.	Hazard Mitigation: \$3M increase for Orleans Parish historical building wind retrofit costs in 4080 LA.	
Sandy	4,358	4,415	4,421	57	(6)	Public Assistance: \$28M net increase primarily due to insurance adjustments for NYCHA and Port Authority projects, \$15M increase for project scope changes, and \$21M net increase primarily due to an appeal for Longbeach in 4085 NY; \$14M net increase primarily due to added mitigation and scope changes in 4086 NJ; (\$1M) net decrease due project cost decreases in 4087 CT; \$3M increase for project costs in 4098 OH. Hazard Mitigation: (\$16M) decrease for scope of work changes in 4086 NJ; \$6M net increase primarily due to an un-phased project for Richmond University Medical Center in 4085 NY. Administration: (\$13M) decrease in technical assistance contract in 4085 NY.	Public Assistance: \$7M net increase primarily due to increased mitigation costs in 4086 NJ; \$4M increase for a reversed eligibility determination in 4087 CT; \$3M increase for Cleveland Shoreline Protection project in 4098 OH. Hazard Mitigation: (\$16M) decrease for scope of work changes for a Cape May project in 4086 NJ. Administration: (\$4M) decrease for salaries and benefits in 4085 NY.	
2013 Colorado Flood	58	57	58	(1)	(1)	Activity in 4145 CO: Hazard Mitigation: (\$1M) decrease primarily due to a SFM project pushed to FY17.	Activity in 4145 CO: Hazard Mitigation: (\$1M) decrease primarily due to a SFM project pushed to FY17.	
DR Sub-Total	7,988	9,290	8,091	1,302	1,199			
Total	\$ 8,820	\$ 10,122	\$ 8,923	\$ 1,302	\$ 1,199			

*Based on October 2015 Spend Plans