



Disaster Relief Fund: Monthly Report

As Of October 31, 2015

(First Report for Fiscal Year 2016)

November 6, 2015

Fiscal Year 2016 Report to Congress



Homeland
Security

Foreword from the Administrator

November 6, 2015

I am pleased to present the following, “Disaster Relief Fund: Monthly Report,” which has been prepared by the Federal Emergency Management Agency.

In response to language set forth in the *Department of Homeland Security Appropriations Act, 2015* (P.L. 114-4), the report provides details on funding activities for the Disaster Relief Fund as of October 31, 2015.

Pursuant to congressional requirements, this report is being provided to the following Members of Congress:



The Honorable John R. Carter
Chairman, House Appropriations Subcommittee on Homeland Security

The Honorable Lucille Roybal-Allard
Ranking Member, House Appropriations Subcommittee on Homeland Security

The Honorable John Hoeven
Chairman, Senate Appropriations Subcommittee on Homeland Security

The Honorable Jeanne Shaheen
Ranking Member, Senate Appropriations Subcommittee on Homeland Security

Inquiries relating to this report may be directed to me at (202) 646-3900 or to the Department’s Deputy Under Secretary for Management and Chief Financial Officer, Chip Fulghum, at (202) 447-5751.

Sincerely,

A handwritten signature in blue ink, appearing to read "W. Craig Fugate". The signature is stylized and cursive.

W. Craig Fugate
Administrator
Federal Emergency Management Agency



Disaster Relief Fund: Monthly Report Through October 31, 2015

Table of Contents

I.	Legislative Language.....	2
II.	Background.....	3
	Appendix A: Appropriations Summary.....	4
	Appendix B: DRF Funding Activity.....	5
	Appendix C: Hurricane Sandy FY 2016 Estimates.....	10
	Appendix D: Allocations, Obligations, & Expenditures.....	11
	Appendix E: Estimate of Fund Exhaustion Date.....	15
	Appendix F: DRF Cost Estimation Bridge Table.....	16

I. Legislative Language

This document has been compiled pursuant to language set forth in the *Department of Homeland Security Appropriations Act, 2015* (P.L. 114-4). The language in P.L. 114-4 states:

Provided, That the Administrator of the Federal Emergency Management Agency shall submit to the Committees on Appropriations of the Senate and the House of Representatives the following reports, including a specific description of the methodology and the source data used in developing such reports...

(2) an estimate or actual amounts, if available, of the following for the current fiscal year shall be submitted not later than the fifth day of each month, and shall be published by the Administrator on the Agency's Web site not later than the fifth day of each month:

(A) a summary of the amount of appropriations made available by source, the transfers executed, the previously allocated funds recovered, and the commitments, allocations, and obligations made;

(B) a table of disaster relief activity delineated by month, including—

(i) the beginning and ending balances;

(ii) the total obligations to include amounts obligated for fire assistance, emergencies, surge, and disaster support activities;

(iii) the obligations for catastrophic events delineated by event and by State; and

(iv) the amount of previously obligated funds that are recovered;

(C) a summary of allocations, obligations, and expenditures for catastrophic events delineated by event;

(D) in addition, for a disaster declaration related to Hurricane Sandy, the cost of the following categories of spending: public assistance, individual assistance, mitigation, administrative, operations, and any other relevant category (including emergency measures and disaster resources); and

(E) the date on which funds appropriated will be exhausted...

This report covers activities as of October 31, 2015.

II. Background

P. L. 114-4 requires that the FEMA Administrator provide a report by the fifth day of each month on the Disaster Relief Fund (DRF) that includes a funding summary, a table delineating the DRF funding activities each month by state and event, a summary of the funding for the catastrophic events, and an estimate of the date on which the funds will be exhausted.

Consequently, the following report elements are included:

1. Appendix A is an appropriations summary that includes a synopsis of the amount of appropriations made available by source, the transfers executed, the previously allocated funds recovered, and the commitments, allocations, and obligations.
2. Appendix B presents details on the DRF funding activities delineated by month.
3. Appendix C presents Hurricane Sandy FY 2016 estimates by spending categories.
4. Appendix D presents funding summaries for the current active catastrophic events including the allocations, obligations, and expenditures.
5. Appendix E presents the estimate of the fund exhaustion date, or projected end of fiscal year balance.
6. Appendix F presents a bridge table that provides explanation for the monthly and baseline change for all activities to include details for catastrophic events.

APPENDIX A: DRF Appropriations Summary

Department of Homeland Security - Federal Emergency Management Agency
Disaster Relief Fund Congressional Monthly Report
FY 2016 Activity
As of 10/31/2015
(Dollars in Millions)

	<u>Major</u> <u>Declarations</u>	<u>Base</u>	<u>Total</u>	<u>Change Since</u> <u>Last Report</u> ⁽²⁾
FY 2016 Appropriation/CR ⁽¹⁾	\$ 6,438	\$ 595	\$ 7,033	\$ -
Prior Years Deobligations (Recoveries)	21	40	61	-
Prior Years Carryover	3,096	2,184	5,280	-
FY 2016 Authority Available	<u>9,555</u>	<u>2,819</u>	<u>12,374</u>	<u>-</u>
Less: Total Obligations	<u>652</u>	<u>6</u>	<u>658</u>	<u>-</u>
Unobligated Balance	<u>8,903</u>	<u>2,813</u>	<u>11,716</u>	<u>-</u>
Less: Unobligated Commitments	<u>19</u>	<u>7</u>	<u>26</u>	<u>-</u>
Unobligated/Uncommitted Balance	<u>8,884</u>	<u>2,806</u>	<u>11,690</u>	<u>-</u>
Less: Allocations not Obligated/Committed	33	1	34	-
Reserve ⁽³⁾	1,000	225	1,225	-
Sub-total Allocations not Obligated/Committed	<u>1,033</u>	<u>226</u>	<u>1,259</u>	<u>-</u>
Authority Available - Unallocated	<u>\$ 7,851</u>	<u>\$ 2,580</u>	<u>\$ 10,431</u>	<u>\$ -</u>

NOTES:

(1) Pursuant to Sec. 105 of P.L. 114-53, OMB apportioned funding at a rate of operations equal to 19.67%, which has been made available for use thru December 11, 2015 (\$1,305M).

(2) No changes reflected. This is the first Congressional Report for FY 2016.

(3) \$1,225M provision for the reserve (\$1B for majors and \$225M for base). FEMA will continue to evaluate the reserve to support no-notice events and may make future adjustments.

Source of financial information is the Integrated Financial Management Information System (IFMIS)

APPENDIX B: DRF Funding Activity (Details)

Disaster Relief Fund Monthly Obligations FY2016
 DRF Monthly Spend Plan (FY 2016)
 (\$ in millions)
 As of 10/31/2015

	Oct-15	Nov-15	Dec-15	Jan-16	Feb-16	Mar-16	Apr-16	May-16	Jun-16	Jul-16	Aug-16	Sep-16	Total
Beginning of Month DRF Balance	\$ 5,280	\$ 11,716	\$ 9,869	\$ 8,295	\$ 7,504	\$ 6,935	\$ 6,569	\$ 6,048	\$ 5,628	\$ 5,447	\$ 5,085	\$ 4,783	
FY 2016 Appropriation/CR ⁽¹⁾	7,033												
Total Available Beginning of Month	12,313	11,716	9,869	8,295	7,504	6,935	6,569	6,048	5,628	5,447	5,085	4,783	
Major Declarations	9,534	8,903	7,056	5,527	4,743	4,194	3,851	3,374	2,995	2,827	2,536	2,269	
Base	2,779	2,813	2,813	2,768	2,761	2,741	2,718	2,674	2,633	2,620	2,549	2,514	
DRF Base Activities ⁽²⁾													
Emergencies													
Monthly Actual/Estimated Obligations	-	(15)	(15)	(15)	(15)	(15)	(28)	(28)	(15)	(15)	(28)	(29)	(218)
Fire Management													
Monthly Actual/Estimated Obligations	(2)	(10)	(13)	(8)	(13)	(5)	(3)	(10)	(3)	(32)	(16)	(15)	(130)
Surge													
Monthly Actual/Estimated Obligations	(3)	(4)	(4)	(4)	(4)	(4)	(10)	(10)	(4)	(4)	(9)	(10)	(70)
Disaster Support & Other Activities													
DRS Monthly Actual/Estimated Obligations	(1)	(10)	(25)	(18)	(25)	(31)	(34)	(33)	(29)	(54)	(22)	(60)	(342)
Other Monthly Actual/Estimated Obligations	-	(2)	(29)	(3)	(4)	(9)	(10)	(1)	(3)	(7)	(1)	(3)	(72)
Monthly Actual/Estimated Obligations	(1)	(12)	(54)	(21)	(29)	(40)	(44)	(34)	(32)	(61)	(23)	(63)	(414)
Actual/Estimated Base Obligations	(6)	(41)	(86)	(48)	(61)	(64)	(85)	(82)	(54)	(112)	(76)	(117)	(832)
DRF DR Activities													
Average Monthly Major DR Activity (Non-Cat.)													
Monthly Actual/Estimated Obligations	(242)	(232)	(306)	(197)	(162)	(194)	(251)	(217)	(114)	(102)	(215)	(327)	(2,559)
Gustav													
Initial FY 16 Spend Plan	(3)	(3)	(1)	(2)	(4)	(2)	(2)	(5)	(1)	(2)	(1)	(1)	(27)
Monthly Actual/Estimated Obligations	(2)	(4)	(1)	(1)	(4)	(2)	(2)	(5)	(1)	(2)	(1)	(1)	(26)
Ike													
Initial FY 16 Spend Plan	(22)	(14)	(6)	(17)	(27)	(2)	(3)	(1)	(1)	(5)	(1)	(7)	(106)
Monthly Actual/Estimated Obligations	(14)	(25)	(7)	(17)	(23)	(2)	(3)	(1)	(1)	(6)	(1)	(9)	(109)
Katrina Rita Wilma													
Initial FY 16 Spend Plan	(58)	(69)	(54)	(66)	(67)	(45)	(35)	(45)	(25)	(42)	(34)	(113)	(653)
Monthly Actual/Estimated Obligations	(58)	(52)	(50)	(72)	(71)	(62)	(37)	(48)	(24)	(42)	(32)	(113)	(661)
Midwest Floods													
Initial FY 16 Spend Plan	(1)	(4)	(4)	(4)	(7)	(3)	(1)	(1)	-	-	-	-	(25)
Monthly Actual/Estimated Obligations	-	-	(6)	(4)	(7)	(3)	(2)	(1)	(1)	-	-	-	(24)
TN Floods													
Initial FY 16 Spend Plan	-	-	(1)	(2)	(1)	(2)	(1)	(3)	-	-	-	-	(10)
Monthly Actual/Estimated Obligations	-	-	(1)	(1)	(1)	(2)	(1)	(4)	-	-	-	-	(10)
2011 Spring Tornadoes													
Initial FY 16 Spend Plan	(3)	(1)	(1)	-	(1)	-	(1)	(2)	(1)	(2)	(1)	-	(13)
Monthly Actual/Estimated Obligations	(1)	(1)	(1)	(1)	(2)	-	(2)	(2)	(1)	(2)	(1)	-	(14)

APPENDIX B: DRF Funding Activity (Details)

Disaster Relief Fund Monthly Obligations FY2016
 DRF Monthly Spend Plan (FY 2016)
 (\$ in millions)
 As of 10/31/2015

	Oct-15	Nov-15	Dec-15	Jan-16	Feb-16	Mar-16	Apr-16	May-16	Jun-16	Jul-16	Aug-16	Sep-16	Total
2011 Spring Floods													
Initial FY 16 Spend Plan	(1)	(3)	(2)	-	(1)	(2)	-	(4)	(1)	(1)	-	(5)	(20)
Monthly Actual/Estimated Obligations	(4)	(3)	(2)	-	(1)	(2)	-	(4)	(1)	(1)	(1)	(5)	(24)
Irene													
Initial FY 16 Spend Plan	(4)	(10)	(10)	(5)	(3)	(14)	(3)	(13)	(5)	(3)	(2)	(1)	(73)
Monthly Actual/Estimated Obligations	(4)	(3)	(11)	(7)	(9)	(15)	(2)	(13)	(5)	(3)	(2)	(3)	(77)
Lee													
Initial FY 16 Spend Plan	(3)	(4)	(5)	(12)	(1)	(1)	(11)	(1)	-	(5)	-	(1)	(44)
Monthly Actual/Estimated Obligations	-	(1)	(5)	(14)	(4)	(1)	(11)	(2)	-	(5)	-	(1)	(44)
Isaac													
Initial FY 16 Spend Plan	(7)	(3)	(3)	(4)	(2)	(3)	(4)	(8)	(4)	(1)	(3)	-	(42)
Monthly Actual/Estimated Obligations	-	(9)	(3)	(4)	(3)	(3)	(4)	(8)	(4)	(1)	(3)	-	(42)
SANDY													
Initial FY 16 Spend Plan	(409)	(1,304)	(1,445)	(269)	(127)	(272)	(175)	(88)	(36)	(141)	(32)	(60)	(4,358)
Monthly Actual/Estimated Obligations	(317)	(1,537)	(1,151)	(483)	(275)	(74)	(175)	(94)	(35)	(141)	(32)	(61)	(4,375)
2013 Colorado Flood													
Initial FY 16 Spend Plan	(10)	(1)	(6)	(4)	(8)	(5)	(9)	(2)	(3)	(8)	(1)	(1)	(58)
Monthly Actual/Estimated Obligations	(10)	(1)	(6)	(4)	(8)	(5)	(9)	(2)	(3)	(8)	(1)	(1)	(58)
Total Catastrophic Actual/Estimated Obligations	(410)	(1,636)	(1,244)	(608)	(408)	(171)	(248)	(184)	(76)	(211)	(74)	(194)	(5,464)
Total DR Actual/Estimated Obligations	(652)	(1,868)	(1,550)	(805)	(570)	(365)	(499)	(401)	(190)	(313)	(289)	(521)	(8,023)
FY 16 Recoveries													
Monthly Recoveries	61	62	62	62	62	63	63	63	63	63	63	63	750
Major declarations	21												
Base	40												
Reserve for No-Notice Event ⁽³⁾													(1,225)
DRF Available at End of Month (Including Recoveries) ⁽⁴⁾	\$ 11,716	\$ 9,869	\$ 8,295	\$ 7,504	\$ 6,935	\$ 6,569	\$ 6,048	\$ 5,628	\$ 5,447	\$ 5,085	\$ 4,783	\$ 2,983	

Actual
 Estimate

NOTES:

- (1) Pursuant to Sec. 105 of P.L. 114-53, OMB apportioned funding at a rate of operations equal to 19.67%, which has been made available for use thru December 11, 2015 (\$1,305M)
- (2) Month-to-month projections for Base and Non-Cat activities (excluding DRS) are based on historical averages.
- (3) Ending balance reduced by \$1.225B provision for reserve. FEMA will continue to evaluate the reserve to support no-notice events and may make future adjustments.
- (4) Current estimates do not include potential obligations related to the following which could significantly reduce the DRF ending balance.
 - Potential obligations related to Katrina projects that are pending resolution. Estimated costs could exceed \$1B.
 - Unfunded FTA projects related to Sandy that may be Stafford Act eligible. We are currently assessing the potential impact, if any, which if applicable, could be significant.
 - Pending arbitrations related to Katrina in Louisiana.

APPENDIX B: DRF Funding Activity (By Catastrophic Disaster)

Disaster Relief Fund Monthly Detailed Obligations FY 2016

(\$ in millions)

Event/DR	Cumulative Obligations Thru													FY 16 Total
	FY15 ⁽¹⁾	October	November	December	January	February	March	April	May	June	July	August	September	
	Actual	Estimated	Estimated	Estimated	Estimated	Estimated	Estimated	Estimated	Estimated	Estimated	Estimated	Estimated	Estimated	
Gustav														
1786-LA	(1,611)	(2)	(4)	(1)	(1)	(4)	(2)	(2)	(5)	(1)	(2)	(1)	(1)	\$ (26)
1789-AL	(10)	-	-	-	-	-	-	-	-	-	-	-	-	-
1793-AR	(6)	-	-	-	-	-	-	-	-	-	-	-	-	-
1794-MS	(42)	-	-	-	-	-	-	-	-	-	-	-	-	-
1806-FL	(7)	-	-	-	-	-	-	-	-	-	-	-	-	-
Emergencies	(66)	-	-	-	-	-	-	-	-	-	-	-	-	-
	(1,742)	(2)	(4)	(1)	(1)	(4)	(2)	(2)	(5)	(1)	(2)	(1)	(1)	(26)
Ike														
1791-TX	(4,338)	(14)	(24)	(5)	(12)	(21)	(1)	(3)	-	-	(6)	(1)	(7)	(94)
1792-LA	(343)	-	(1)	(2)	(5)	(2)	(1)	-	(1)	(1)	-	-	(2)	(15)
1797-AL	(8)	-	-	-	-	-	-	-	-	-	-	-	-	-
1802-KY	(24)	-	-	-	-	-	-	-	-	-	-	-	-	-
1804-AR	(3)	-	-	-	-	-	-	-	-	-	-	-	-	-
1805-OH	(56)	-	-	-	-	-	-	-	-	-	-	-	-	-
Emergencies	(44)	-	-	-	-	-	-	-	-	-	-	-	-	-
	(4,816)	(14)	(25)	(7)	(17)	(23)	(2)	(3)	(1)	(1)	(6)	(1)	(9)	(109)
Katrina Rita Wilma														
1602-FL	(235)	(1)	-	-	-	-	-	-	-	-	-	-	-	(1)
1603-LA	(30,689)	(45)	(41)	(38)	(63)	(59)	(40)	(32)	(44)	(16)	(35)	(32)	(111)	(556)
1604-MS	(10,081)	(9)	(2)	(3)	(1)	(5)	(18)	(1)	(1)	(7)	(3)	-	(2)	(52)
1605-AL	(1,034)	-	-	-	-	-	-	-	-	-	-	-	-	-
1606-TX	(1,878)	-	-	-	-	-	-	-	-	-	-	-	-	-
1607-LA	(1,900)	(2)	-	(2)	(7)	(1)	(3)	(3)	(3)	(1)	(1)	-	-	(23)
1609-FL	(2,561)	(1)	(9)	(7)	(1)	(6)	(1)	(1)	-	-	(3)	-	-	(29)
Emergencies	(798)	-	-	-	-	-	-	-	-	-	-	-	-	-
	(49,176)	(58)	(52)	(50)	(72)	(71)	(62)	(37)	(48)	(24)	(42)	(32)	(113)	(661)
Midwest Floods														
1760-MO	(3)	-	-	-	-	-	-	-	-	-	-	-	-	-
1763-IA	(1,918)	-	-	(6)	(4)	(7)	(3)	(2)	(1)	(1)	-	-	-	(24)
1765-NE	(2)	-	-	-	-	-	-	-	-	-	-	-	-	-
1766-IN	(224)	-	-	-	-	-	-	-	-	-	-	-	-	-
1768-WI	(156)	-	-	-	-	-	-	-	-	-	-	-	-	-
1770-NE	(48)	-	-	-	-	-	-	-	-	-	-	-	-	-
1771-IL	(96)	-	-	-	-	-	-	-	-	-	-	-	-	-
1772-MN	(9)	-	-	-	-	-	-	-	-	-	-	-	-	-
1773-MO	(55)	-	-	-	-	-	-	-	-	-	-	-	-	-
1774-SD	(8)	-	-	-	-	-	-	-	-	-	-	-	-	-
1775-OK	(11)	-	-	-	-	-	-	-	-	-	-	-	-	-
1776-KS	(65)	-	-	-	-	-	-	-	-	-	-	-	-	-
1777-MI	(18)	-	-	-	-	-	-	-	-	-	-	-	-	-
	(2,613)	-	-	(6)	(4)	(7)	(3)	(2)	(1)	(1)	-	-	-	(24)

APPENDIX B: DRF Funding Activity (By Catastrophic Disaster)

Disaster Relief Fund Monthly Detailed Obligations FY 2016

(\$ in millions)

Event/DR	Cumulative Obligations Thru													FY 16 Total
	FY15 ⁽¹⁾	October Actual	November Estimated	December Estimated	January Estimated	February Estimated	March Estimated	April Estimated	May Estimated	June Estimated	July Estimated	August Estimated	September Estimated	
TN Floods														
1909-TN	(535)	-	-	(1)	(1)	(1)	(2)	(1)	(4)	-	-	-	-	(10)
	(535)	-	-	(1)	(1)	(1)	(2)	(1)	(4)	-	-	-	-	(10)
2011 Spring Tornados														
1971-AL	(709)	-	(1)	(1)	-	(1)	-	(1)	-	-	-	-	-	(4)
1972-MS	(68)	(1)	-	-	-	-	-	-	-	-	-	-	-	(1)
1973-GA	(45)	-	-	-	(1)	-	-	-	-	-	-	-	-	(1)
1974-TN	(92)	-	-	-	-	-	-	-	-	-	(1)	-	-	(1)
1975-AR	(104)	-	-	-	-	-	-	-	-	-	-	-	-	-
1976-KY	(60)	-	-	-	-	-	-	(2)	(1)	-	-	-	-	(3)
1980-MO	(533)	-	-	-	-	(1)	-	1	(1)	(1)	(1)	(1)	-	(4)
Emergencies	(1)	-	-	-	-	-	-	-	-	-	-	-	-	-
	(1,612)	(1)	(1)	(1)	(1)	(2)	-	(2)	(2)	(1)	(2)	(1)	-	(14)
2011 Spring Floods														
1981-ND	(627)	(4)	(3)	(2)	-	(1)	(2)	-	(4)	(1)	(1)	(1)	(5)	(24)
1982-MN	(28)	-	-	-	-	-	-	-	-	-	-	-	-	-
1983-MS	(36)	-	-	-	-	-	-	-	-	-	-	-	-	-
1984-SD	(81)	-	-	-	-	-	-	-	-	-	-	-	-	-
Emergencies	(39)	-	-	-	-	-	-	-	-	-	-	-	-	-
	(811)	(4)	(3)	(2)	-	(1)	(2)	-	(4)	(1)	(1)	(1)	(5)	(24)
Irene														
4017-PR	(137)	-	-	(1)	(1)	(1)	-	-	(1)	-	-	-	-	(4)
4019-NC	(196)	-	-	-	(1)	-	-	-	-	(1)	-	(1)	-	(3)
4020-NY	(880)	(2)	(2)	(8)	(2)	(6)	(12)	(1)	(11)	(3)	(1)	(1)	(1)	(50)
4021-NJ	(405)	-	(1)	(1)	(1)	-	(3)	-	(1)	(1)	(1)	-	(1)	(10)
4022-VT	(323)	(1)	-	-	(2)	(2)	-	(1)	-	-	-	-	-	(6)
4023-CT	(78)	-	-	-	-	-	-	-	-	-	-	-	-	-
4024-VA	(72)	-	-	-	-	-	-	-	-	-	(1)	-	(1)	(2)
4025-PA	(101)	-	-	-	-	-	-	-	-	-	-	-	-	-
4026-NH	(27)	-	-	-	-	-	-	-	-	-	-	-	-	-
4027-RI	(12)	-	-	-	-	-	-	-	-	-	-	-	-	-
4028-MA	(49)	(1)	-	(1)	-	-	-	-	-	-	-	-	-	(2)
4032-ME	(3)	-	-	-	-	-	-	-	-	-	-	-	-	-
4034-MD	(25)	-	-	-	-	-	-	-	-	-	-	-	-	-
4036-DC	(3)	-	-	-	-	-	-	-	-	-	-	-	-	-
4037-DE	(2)	-	-	-	-	-	-	-	-	-	-	-	-	-
Emergencies	(60)	-	-	-	-	-	-	-	-	-	-	-	-	-
	(2,373)	(4)	(3)	(11)	(7)	(9)	(15)	(2)	(13)	(5)	(3)	(2)	(3)	(77)

APPENDIX B: DRF Funding Activity (By Catastrophic Disaster)

Disaster Relief Fund Monthly Detailed Obligations FY 2016

(\$ in millions)

Event/DR	Cumulative Obligations Thru													FY 16 Total	
	FY15 ⁽¹⁾	October	November	December	January	February	March	April	May	June	July	August	September		
		Actual	Estimated	Estimated	Estimated	Estimated	Estimated	Estimated	Estimated	Estimated	Estimated	Estimated	Estimated		
Lee															
4030-PA	(377)	-	-	-	-	(1)	(1)	-	-	-	-	-	-	(1)	(3)
4031-NY	(408)	-	(1)	(4)	(14)	(3)	-	(11)	(2)	-	(5)	-	-	-	(40)
4038-MD	(13)	-	-	-	-	-	-	-	-	-	-	-	-	-	-
4039-NJ	(6)	-	-	-	-	-	-	-	-	-	-	-	-	-	-
4041-LA	(7)	-	-	(1)	-	-	-	-	-	-	-	-	-	-	(1)
4045-VA	(8)	-	-	-	-	-	-	-	-	-	-	-	-	-	-
Emergencies	(2)	-	-	-	-	-	-	-	-	-	-	-	-	-	-
	(821)	-	(1)	(5)	(14)	(4)	(1)	(11)	(2)	-	(5)	-	(1)	(44)	
Isaac															
4080-LA	(679)	-	(3)	(2)	(3)	(2)	(3)	(3)	(7)	(4)	(1)	(3)	-	-	(31)
4081-MS	(93)	-	(1)	(1)	-	(1)	-	-	-	-	-	-	-	-	(3)
4082-AL	(10)	-	-	-	-	-	-	-	-	-	-	-	-	-	-
4084-FL	(25)	-	(5)	-	(1)	-	-	(1)	(1)	-	-	-	-	-	(8)
Emergencies	(10)	-	-	-	-	-	-	-	-	-	-	-	-	-	-
	(817)	-	(9)	(3)	(4)	(3)	(3)	(4)	(8)	(4)	(1)	(3)	-	(42)	
Sandy															
4085-NY	(12,502)	(266)	(1,493)	(1,123)	(449)	(246)	(66)	(140)	(68)	(24)	(137)	(31)	(54)	-	(4,097)
4086-NJ	(2,992)	(48)	(42)	(27)	(31)	(28)	(6)	(35)	(26)	(6)	(4)	(1)	(1)	-	(255)
4087-CT	(115)	(2)	-	(1)	(1)	-	-	-	-	(3)	-	-	(5)	-	(12)
4089-RI	(17)	(1)	(1)	-	-	-	-	-	-	-	-	-	-	-	(2)
4090-DE	(8)	-	-	-	-	-	-	-	-	-	-	-	-	-	-
4091-MD	(49)	-	-	-	-	-	-	-	-	-	-	-	-	-	-
4092-VA	(14)	-	-	-	-	-	-	-	-	-	-	-	-	-	-
4093-WV	(23)	-	-	-	-	-	-	-	-	-	-	-	-	-	-
4095-NH	(3)	-	-	-	-	-	-	-	-	-	-	-	-	-	-
4096-DC	(3)	-	-	-	-	-	-	-	-	-	-	-	-	-	-
4097-MA	(16)	-	-	-	-	(1)	(2)	-	-	(2)	-	-	(1)	-	(6)
4098-OH	(23)	-	(1)	-	(2)	-	-	-	-	-	-	-	-	-	(3)
4099-PA	(17)	-	-	-	-	-	-	-	-	-	-	-	-	-	-
Emergencies	(26)	-	-	-	-	-	-	-	-	-	-	-	-	-	-
	(15,808)	(317)	(1,537)	(1,151)	(483)	(275)	(74)	(175)	(94)	(35)	(141)	(32)	(61)	(4,375)	
2013 Colorado Flood															
4145-CO	(591)	(10)	(1)	(6)	(4)	(8)	(5)	(9)	(2)	(3)	(8)	(1)	(1)	-	(58)
	(591)	(10)	(1)	(6)	(4)	(8)	(5)	(9)	(2)	(3)	(8)	(1)	(1)	(58)	
TOTAL	\$ (81,715)	\$ (410)	\$ (1,636)	\$ (1,244)	\$ (608)	\$ (408)	\$ (171)	\$ (248)	\$ (184)	\$ (76)	\$ (211)	\$ (74)	\$ (194)	\$ (5,464)	

NOTES:

(1) Adjusted for recoveries occurring in FY 2016 against prior year obligations.

APPENDIX C: Hurricane Sandy (Actual Obligations by Program)

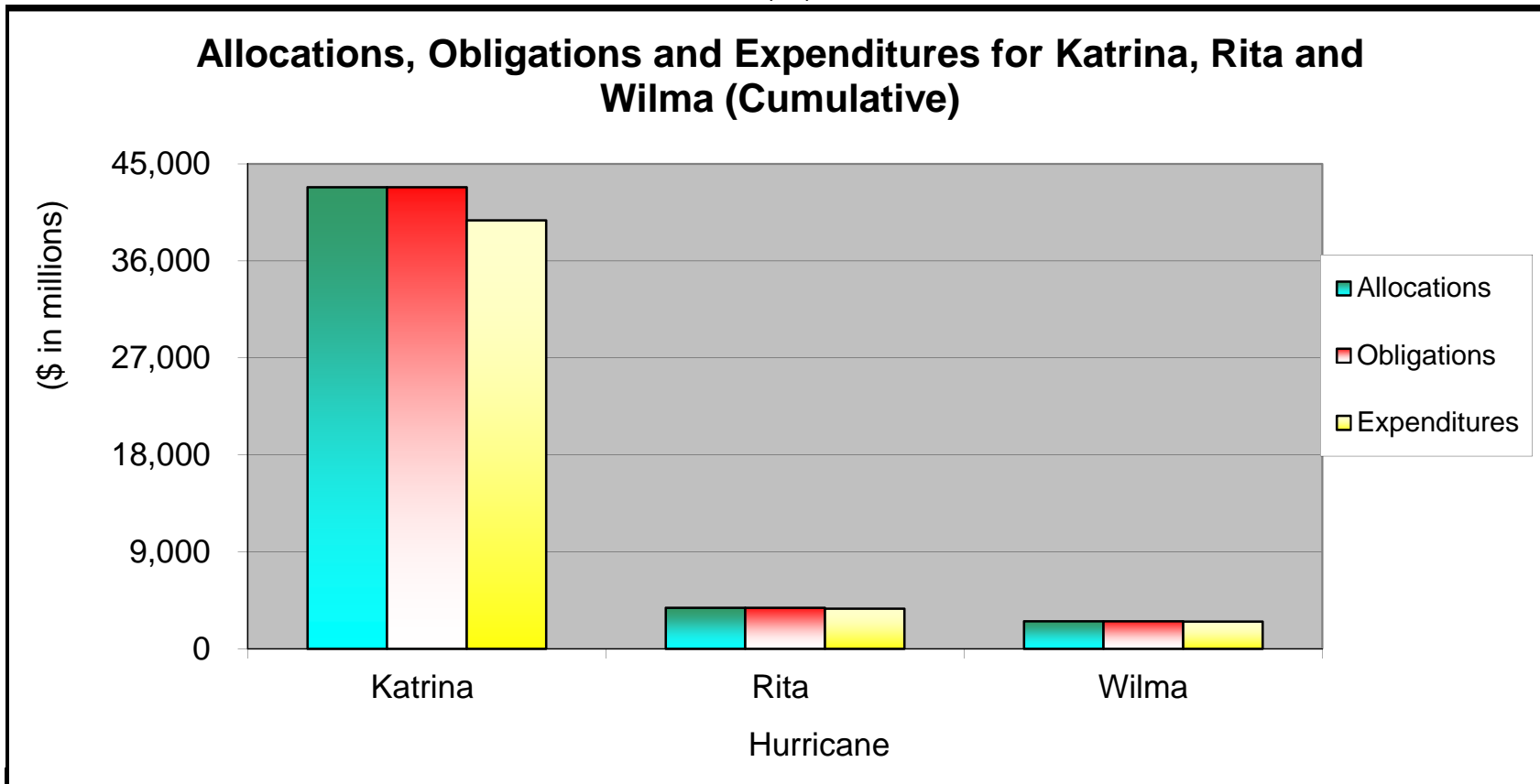
Hurricane Sandy FY 2016 Actuals/Estimates
As of 10/31/2015
(\$ in Millions)

Category	All FYs through 2015 ⁽¹⁾	Actual/Estimated 1st Qtr	Estimated 2nd Qtr	Estimated 3rd Qtr	Estimated 4th Qtr	FY 2016 Totals	All FYs through 2016
Public Assistance	\$ 11,729	\$ 2,871	\$ 670	\$ 194	\$ 149	\$ 3,884	\$ 15,613
Individual Assistance	1,636	-	-	-	-	-	1,636
Mitigation	797	85	136	88	63	372	1,169
Operations	326	-	-	-	-	-	326
Administrative	1,320	49	26	22	22	119	1,439
Total	\$ 15,808	\$ 3,005	\$ 832	\$ 304	\$ 234	\$ 4,375	\$ 20,183

(1) Adjusted for recoveries occurring in FY 2016 against prior year obligations.

APPENDIX D: ALLOCATIONS, OBLIGATIONS AND EXPENDITURES

As of 10/31/2015



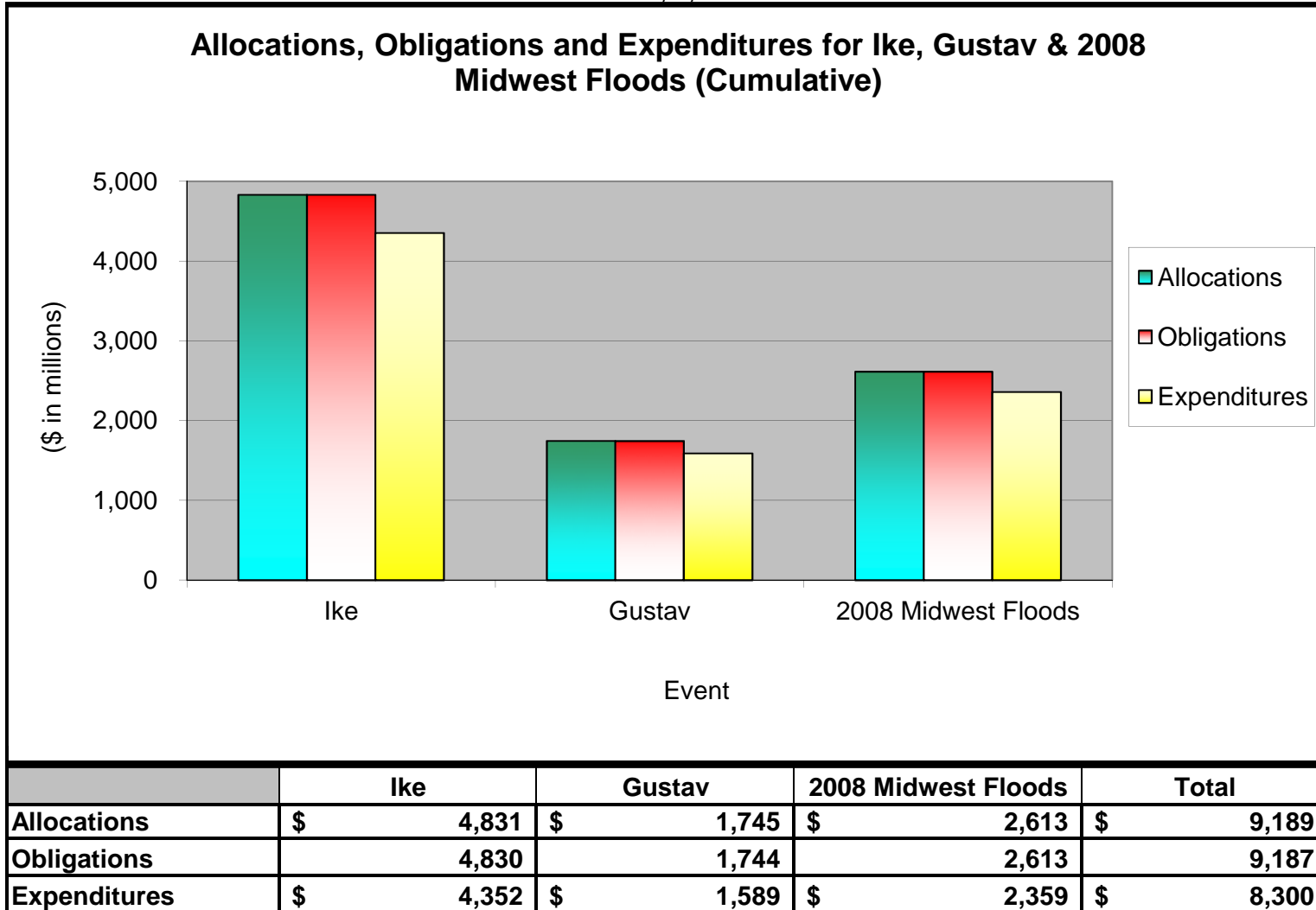
	Katrina	Rita	Wilma	Total
Allocations	\$ 42,859	\$ 3,813	\$ 2,562	\$ 49,234
Obligations	42,859	3,813	2,562	49,234
Expenditures	\$ 39,791	\$ 3,725	\$ 2,527	\$ 46,043

Source of financial information is the Integrated Financial Information Management System (IFMIS).

Total obligations include prior-year deobligations.

APPENDIX D: ALLOCATIONS, OBLIGATIONS AND EXPENDITURES

As of 10/31/2015

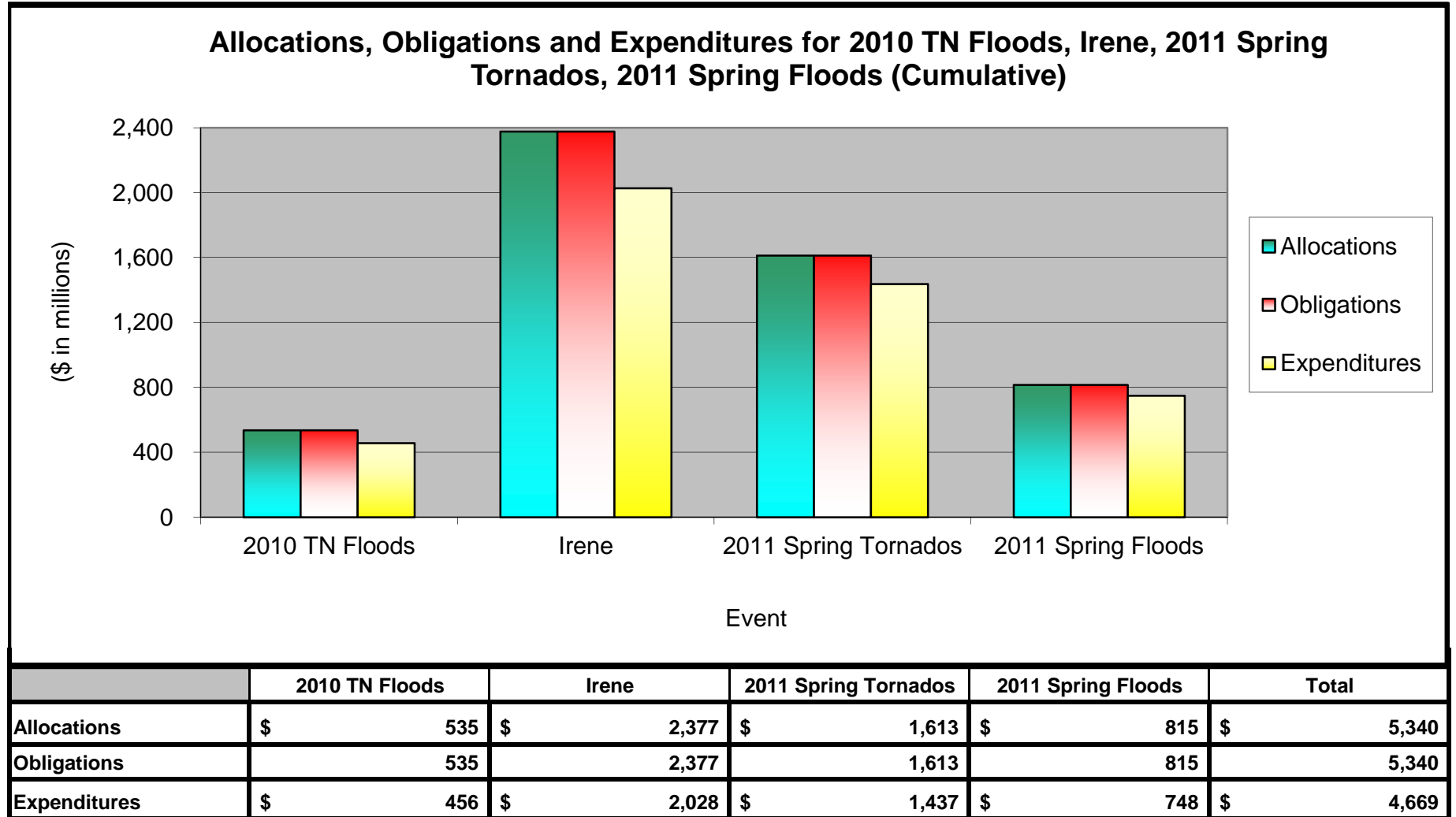


Source of financial information is the Integrated Financial Information Management System (IFMIS).

Total obligations include prior-year deobligations.

APPENDIX D: ALLOCATIONS, OBLIGATIONS AND EXPENDITURES

As of 10/31/2015

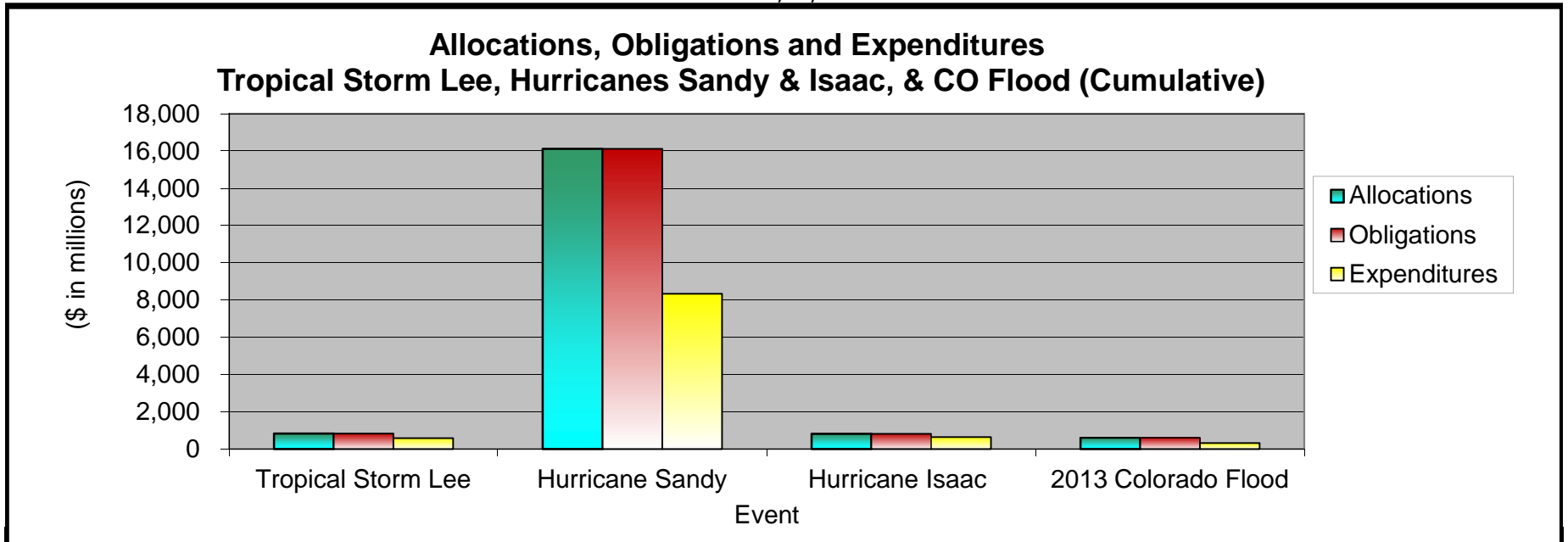


Source of financial information is the Integrated Financial Information Management System (IFMIS).

Total obligations include prior-year deobligations.

APPENDIX D: ALLOCATIONS, OBLIGATIONS AND EXPENDITURES

As of 10/31/2015

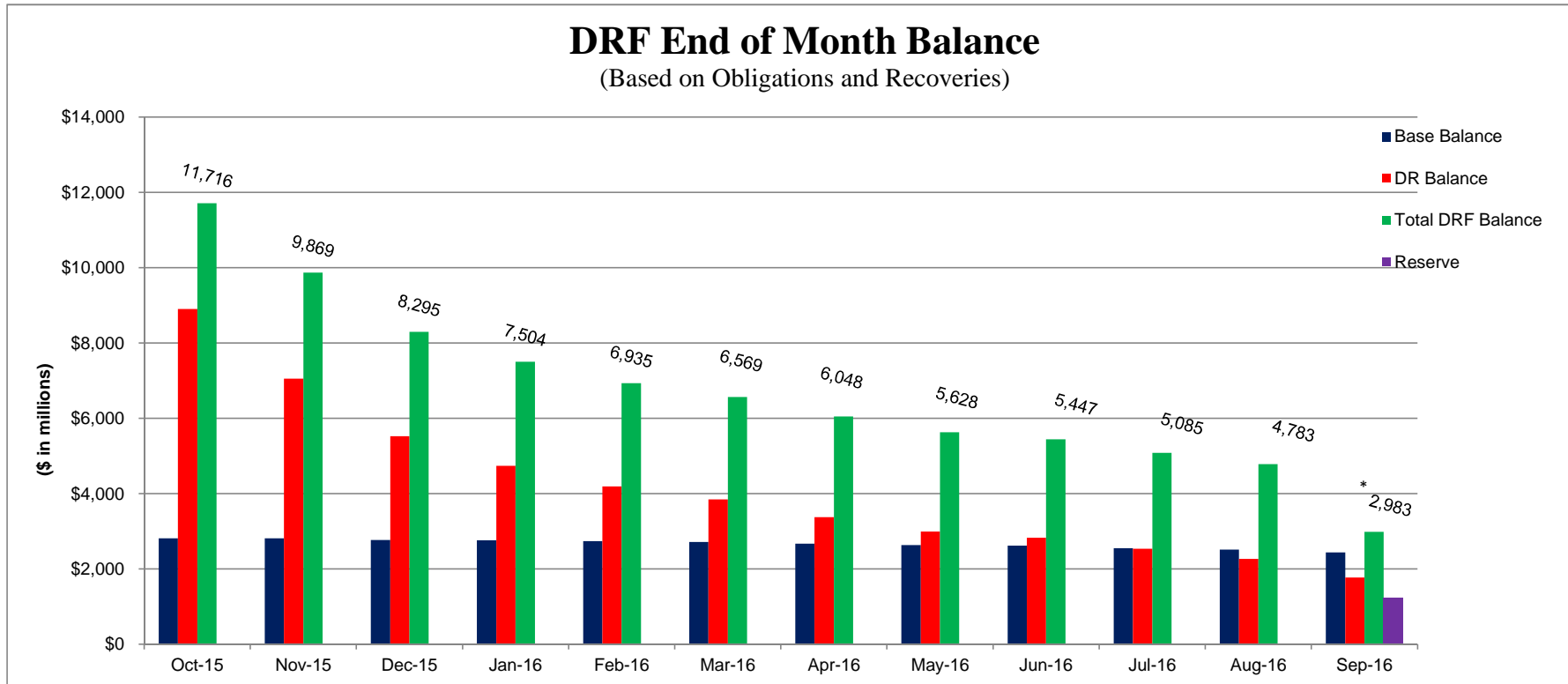


	Tropical Storm Lee	Hurricane Sandy	Hurricane Isaac	2013 Colorado Flood	Total
Allocations	\$ 821	\$ 16,125	\$ 817	\$ 601	\$ 18,364
Obligations	821	16,125	817	601	18,364
Expenditures	\$ 584	\$ 8,332	\$ 632	\$ 311	\$ 9,859

Source of financial information is the Integrated Financial Information Management System (IFMIS).
Total obligations include prior-year deobligations.

APPENDIX E: Fund Exhaustion Date

As of 10/31/2015



* Ending balance reduced by \$1,225M provision for reserve (\$1B for majors and \$225M for base). FEMA will continue to evaluate the reserve to support no-notice events and may make future adjustments. In addition, current estimates do not include potential obligations related to the following which could significantly reduce the DRF ending balance.

- Potential obligations related to Katrina projects that are pending resolution. Estimated costs could exceed \$1B.
- Unfunded FTA projects related to Sandy that may be Stafford Act eligible. We are currently assessing the potential impact, if any, which if applicable, could be significant.
 - Pending arbitrations related to Katrina in Louisiana.

(1) Includes FY 2016 funding for the following major disaster events:

- | | |
|---------------------------------|-----------------------|
| - Hurricanes Katrina/Rita/Wilma | - 2011 Spring Floods |
| - Hurricane Gustav | - Hurricane Irene |
| - Hurricane Ike | - Tropical Storm Lee |
| - Midwest Flooding | - Hurricane Isaac |
| - 2010 TN Flooding | - Hurricane Sandy |
| - 2011 Spring Tornadoes | - 2013 Colorado Flood |

(2) Month-to-month projections for Base and Non-Cat activities (excluding DRS) are based on historical averages.

(3) Estimates based on October 2015 FEMA Spend Plans.

APPENDIX F: FY 2016 DRF Bridge Table

FY 2016 DRF Bridge Table

		FY 2016 Total Obligations (\$ in millions)				Changes from Baseline	Month-to-Month Change
Event	Baseline	FY 2016 Actuals as of 10/31/15	Previous Month as of 10/01/15	Change from Baseline	Change from Prior Month	Cause/Reason	Cause/Reason

NOT INCLUDED AS THIS IS THE FIRST REPORT OF FY 2016