



# Disaster Relief Fund: Monthly Report

Through September 30, 2014

*October 6, 2014*

Fiscal Year 2014 Report to Congress



Homeland  
Security

*Federal Emergency Management Agency*

# Foreword from the Administrator

October 6, 2014

I am pleased to present the following “Disaster Relief Fund: Monthly Report,” which has been prepared by the Federal Emergency Management Agency (FEMA).

In response to language set forth in the *Fiscal Year (FY) 2014 Department of Homeland Security (DHS) Appropriations Act* (P.L. 113-76), the report provides details on funding activities for the Disaster Relief Fund (DRF) through September 30, 2014.

Pursuant to congressional requirements, this report is being provided to the following Members of Congress:



The Honorable John R. Carter  
Chairman, House Appropriations Subcommittee on Homeland Security

The Honorable David E. Price  
Ranking Member, House Appropriations Subcommittee on Homeland Security

The Honorable Mary L. Landrieu  
Chairman, Senate Appropriations Subcommittee on Homeland Security

The Honorable Daniel Coats  
Ranking Member, Senate Appropriations Subcommittee on Homeland Security

Inquiries relating to this report may be directed to me at (202) 646-3900 or to the Department's Chief Financial Officer, Chip Fulghum, at (202) 447-5751.

Sincerely,

A handwritten signature in blue ink, appearing to read "W. Craig Fugate".

W. Craig Fugate  
Administrator  
Federal Emergency Management Agency



# Disaster Relief Fund: Monthly Report Through September 30, 2014

## Table of Contents

I.	Legislative Language .....	2
II.	Background .....	3
	Appendix A: Appropriations Summary.....	4
	Appendix B: DRF Funding Activity.....	5
	Appendix C: Hurricane Sandy Obligations .....	11
	Appendix D: Allocations, Obligations, & Expenditures.....	12
	Appendix E: Estimate of Fund Exhaustion Date.....	16
	Appendix F: DRF Cost Estimation Bridge Table.....	17

# I. Legislative Language

This document has been compiled pursuant to language set forth in the *FY 2014 DHS Appropriations Act* (P.L. 113-76). The language in P.L. 113-76 states:

*Provided further*, That the Administrator of the Federal Emergency Management Agency shall submit to the Committees on Appropriations of the Senate and the House of Representatives the following reports, including a specific description of the methodology and the source data used in developing such reports:

(2) an estimate or actual amounts, if available, of the following for the current fiscal year shall be submitted not later than the fifth day of each month, and shall be published by the Administrator on the Agency's Web site not later than the fifth day of each month:

(A) a summary of the amount of appropriations made available by source, the transfers executed, the previously allocated funds recovered, and the commitments, allocations, and obligations made;

(B) a table of disaster relief activity delineated by month, including—

(i) the beginning and ending balances;

(ii) the total obligations to include amounts obligated for fire assistance, emergencies, surge, and disaster support activities;

(iii) the obligations for catastrophic events delineated by event and by State; and

(iv) the amount of previously obligated funds that are recovered;

(C) a summary of allocations, obligations, and expenditures for catastrophic events delineated by event;

(D) in addition, for a disaster declaration related to Hurricane Sandy, the cost of the following categories of spending: public assistance, individual assistance, mitigation, administrative, operations, and any other relevant category (including emergency measures and disaster resources); and

(E) the date on which funds appropriated will be exhausted.

This report covers activities through September 30, 2014.

## II. Background

Public Law 113-76 requires that the FEMA Administrator provide a report by the fifth day of each month on the DRF, which includes a funding summary, a table delineating the DRF funding activities each month by state and event, a summary of the funding for the catastrophic events, and an estimate of the date on which the funds will be exhausted.

Consequently, the following report elements are included herein:

1. Appendix A is an appropriations summary that includes a synopsis of the amount of appropriations made available by source, the transfers executed, the previously allocated funds recovered, and the commitments, allocations, and obligations.
2. Details on the DRF funding activities delineated by month are presented in Appendix B.
3. Hurricane Sandy obligations by spending categories, per P.L. 113-2, as presented in Appendix C.
4. Funding summaries for the current active catastrophic events including the allocations, obligations, and expenditures are contained in Appendix D.
5. An estimate of the fund exhaustion date, or end of fiscal year balance, is provided in Appendix E.
6. A bridge table which provides explanation for the monthly and baseline change for all activities to include details for catastrophic events is provided in Appendix F.

## APPENDIX A: DRF Appropriations Summary

Department of Homeland Security - Federal Emergency Management Agency Disaster Relief Fund Congressional Monthly Report FY 2014 Activity <sup>(4)</sup> Through 09/30/2014				
Dollars in Millions				
	<u>Major</u> <u>Declarations</u>	<u>Base</u>	<u>Total</u>	<u>Change Since</u> <u>Last Report</u>
<b>FY 2014 Appropriation</b>	\$ 5,626	\$ 595	\$ 6,221	\$ -
Prior Years Deobligations (Recoveries)	414	692	1,106	151
Prior Years Carryover	6,682	1,810	8,492	-
OIG Transfers <sup>(1)</sup>	-	(24)	(24)	-
Rescission	-	(301)	(301)	-
DHS Transfer <sup>(2)</sup>	-	(268)	(268)	-
<b>FY 2014 Authority Available</b>	<u>12,722</u>	<u>2,504</u>	<u>15,226</u>	<u>151</u>
				-
Less: Total Obligations	<u>7,799</u>	<u>509</u>	<u>8,308</u>	<u>2,132</u>
<b>Unobligated Balance</b>	<u>4,923</u>	<u>1,995</u>	<u>6,918</u> <sup>(5)</sup>	<u>(1,981)</u>
	-			-
Less: Unobligated Commitments <sup>(3)</sup>	<u>231</u>		<u>231</u>	<u>(1,782)</u>
<b>Unobligated/Uncommitted Balance</b>	<u>4,692</u>	<u>1,995</u>	<u>6,687</u>	<u>(199)</u>
				-
Less: Allocations not Obligated/Committed	<u>-</u>	<u>-</u>	<u>-</u>	<u>(66)</u>
				\$ -
<b>Authority Available - Unallocated</b>	<u>\$ 4,692</u>	<u>\$ 1,995</u>	<u>\$ 6,687</u>	<u>\$ (133)</u>

**NOTES:**

(1) Pursuant to P.L. 113-76, \$24M transferred to DHS OIG

(2) DHS Transfer to ICE for UAC requirements

(3) \$231M: Projects pending congressional notification/approval or previously approved, and awaiting final obligation action. Project obligations to occur during October 2014

(4) Amounts are subject to change pending FY 2014 closeout of the accounting system

(5) Does not include \$1B Reserve for No-Notice Event

Source of financial information is the Integrated Financial Management Information System (IFMIS)

**APPENDIX B: DRF FUNDING ACTIVITY**

**Disaster Relief Fund Monthly Obligations FY2014**  
**Appropriation Funding, Catastrophic and Non-Catastrophic Spending, and Recoveries**  
**(\$ in millions)**  
**Through 09/30/2014**

	Oct-13	Nov-13	Dec-13	Jan-14	Feb-14	Mar-14	Apr-14	May-14	Jun-14	Jul-14	Aug-14	Sep-14	Total
<b>Beginning of Month DRF Balance</b>	\$ 8,492	\$ 14,495	\$ 14,048	\$ 13,615	\$ 12,998	\$ 12,696	\$ 12,373	\$ 12,047	\$ 11,726	\$ 11,348	\$ 10,856	\$ 8,899	
FY 2014 Appropriation	6,221												
OIG Transfer <sup>(1)</sup>	(24)												
Rescission				(301)									
DHS Transfer <sup>(2)</sup>											(268)		
<b>Emergencies</b>	-	-	-	(4)	(7)	(4)	(1)	(1)	-	-	-	-	(17)
<b>Fire Management</b>	-	(1)	(4)	(2)	(10)	(18)	(12)	(2)	-	(6)	(33)	(16)	(104)
<b>Surge</b>	(1)	(1)	(1)	(1)	-	(1)	-	(1)	-	1	(2)	(1)	(8)
<b>Disaster Support Activities:</b>	(1)	(21)	(46)	(15)	(21)	(26)	(25)	(20)	(38)	(49)	(51)	(67)	(380)
<b>Total Base Funding</b>	<b>(2)</b>	<b>(23)</b>	<b>(51)</b>	<b>(22)</b>	<b>(38)</b>	<b>(49)</b>	<b>(38)</b>	<b>(24)</b>	<b>(38)</b>	<b>(54)</b>	<b>(86)</b>	<b>(84)</b>	<b>(509)</b>
<b>Non Catastrophic DR Obligations</b>	(129)	(164)	(98)	(118)	(146)	(184)	(178)	(213)	(166)	(256)	(162)	(144)	(1,958)
<b>Catastrophic DR Obligations</b>	(176)	(332)	(348)	(241)	(174)	(202)	(222)	(193)	(236)	(255)	(1,558)	(1,904)	(5,841)
<b>Total Disaster (DR) Funding</b>	<b>(305)</b>	<b>(496)</b>	<b>(446)</b>	<b>(359)</b>	<b>(320)</b>	<b>(386)</b>	<b>(400)</b>	<b>(406)</b>	<b>(402)</b>	<b>(511)</b>	<b>(1,720)</b>	<b>(2,048)</b>	<b>(7,799)</b>
<b>Total DRF Obligations</b>	<b>(307)</b>	<b>(519)</b>	<b>(497)</b>	<b>(381)</b>	<b>(358)</b>	<b>(435)</b>	<b>(438)</b>	<b>(430)</b>	<b>(440)</b>	<b>(565)</b>	<b>(1,806)</b>	<b>(2,132)</b>	<b>(8,308)</b>
<b>Reserve for No-Notice Event</b>												(1,000)	
<b>Recoveries of Previous Years De-Obligations</b>	<b>113</b>	<b>72</b>	<b>64</b>	<b>65</b>	<b>56</b>	<b>112</b>	<b>112</b>	<b>109</b>	<b>62</b>	<b>73</b>	<b>117</b>	<b>151</b>	<b>1,106</b>
<b>End of Month Balance (Including Recoveries)</b>	<b>\$ 14,495</b>	<b>\$ 14,048</b>	<b>\$ 13,615</b>	<b>\$ 12,998</b>	<b>\$ 12,696</b>	<b>\$ 12,373</b>	<b>\$ 12,047</b>	<b>\$ 11,726</b>	<b>\$ 11,348</b>	<b>\$ 10,856</b>	<b>\$ 8,899</b>	<b>\$ 5,918</b>	

<sup>(1)</sup>Pursuant to P.L. 113-76, \$24M transferred to DHS OIG.

<sup>(2)</sup>DHS Transfer to ICE for UAC requirements

**APPENDIX B: DRF Funding Activity**

**Disaster Relief Fund Estimated Monthly Obligations FY2014**

**DRF Monthly Spend Plan (FY 2014)  
(\$ in millions)  
Through 09/30/2014**

	<u>Oct-13</u>	<u>Nov-13</u>	<u>Dec-13</u>	<u>Jan-14</u>	<u>Feb-14</u>	<u>Mar-14</u>	<u>Apr-14</u>	<u>May-14</u>	<u>Jun-14</u>	<u>Jul-14</u>	<u>Aug-14</u>	<u>Sep-14</u>	<u>Total</u>
Beginning of Month DRF Balance	\$ 8,492	\$ 14,495	\$ 14,048	\$ 13,615	\$ 12,998	\$ 12,696	\$ 12,373	\$ 12,047	\$ 11,726	\$ 11,348	\$ 10,856	\$ 8,899	
Consolidated Appropriations Act, 2014	6,221												
OIG Transfer <sup>(1)</sup>	(24)												
Rescission				(301)									
DHS Transfer <sup>(2)</sup>											(268)		
<b>Total Available Beginning of Month</b>	<b>14,689</b>	<b>14,495</b>	<b>14,048</b>	<b>13,314</b>	<b>12,998</b>	<b>12,696</b>	<b>12,373</b>	<b>12,047</b>	<b>11,726</b>	<b>11,348</b>	<b>10,588</b>	<b>8,899</b>	
Major Declarations	12,308	12,080	11,610	11,174	10,820	10,510	10,157	9,779	9,390	8,993	8,515	6,866	
Base	2,381	2,415	2,438	2,139	2,177	2,185	2,215	2,267	2,335	2,355	2,073	2,033	
<b>DRF Base Activities</b>													
<b>Emergencies</b>													
Monthly Actual/Estimated Obligations	-	-	-	(4)	(7)	(4)	(1)	(1)	-	-	-	-	(17)
<b>Fire Management</b>													
Monthly Actual/Estimated Obligations	-	(1)	(4)	(2)	(10)	(18)	(12)	(2)	-	(6)	(33)	(16)	(104)
<b>Surge</b>													
Monthly Actual/Estimated Obligations	(1)	(1)	(1)	(1)	-	(1)	-	(1)	-	1	(2)	(1)	(8)
<b>Disaster Support &amp; Other Activities</b>													
Monthly Actual/Estimated Obligations	(1)	(21)	(46)	(15)	(21)	(26)	(25)	(20)	(38)	(49)	(51)	(67)	(380)
<b>Estimated/Actual Base Obligations</b>	<b>(2)</b>	<b>(23)</b>	<b>(51)</b>	<b>(22)</b>	<b>(38)</b>	<b>(49)</b>	<b>(38)</b>	<b>(24)</b>	<b>(38)</b>	<b>(54)</b>	<b>(86)</b>	<b>(84)</b>	<b>(509)</b>
<b>DRF DR Activities</b>													
<b>Average Monthly Major DR Activity (Non-Cat.)</b>	<b>(129)</b>	<b>(164)</b>	<b>(98)</b>	<b>(118)</b>	<b>(146)</b>	<b>(184)</b>	<b>(178)</b>	<b>(213)</b>	<b>(166)</b>	<b>(256)</b>	<b>(162)</b>	<b>(144)</b>	<b>(1,958)</b>
<b>Gustav</b>													
Initial FY 14 Spend Plan	-	(1)	-	(3)	-	(4)	(3)	(3)	-	(4)	(2)	(3)	(23)
Monthly Actual/Estimated Obligations	-	(2)	-	(2)	(4)	(4)	(2)	(1)	(1)	(2)	(3)	(2)	(23)
<b>Ike</b>													
Initial FY 14 Spend Plan	-	(2)	(11)	(71)	(25)	(8)	(2)	(8)	(10)	(40)	(6)	(3)	(186)
Monthly Actual/Estimated Obligations	-	(3)	(34)	(2)	(10)	(3)	(20)	(5)	(3)	(6)	(2)	(7)	(95)
<b>Katrina Rita Wilma</b>													
Initial FY 14 Spend Plan	(22)	(119)	(134)	(103)	(91)	(70)	(83)	(42)	(79)	(61)	(49)	(156)	(1,009)
Monthly Actual/Estimated Obligations	(22)	(115)	(83)	(72)	(40)	(37)	(44)	(57)	(84)	(68)	(70)	(84)	(776)
<b>Midwest Floods</b>													
Initial FY 14 Spend Plan	(4)	(11)	(6)	(2)	(1)	-	-	(1)	(1)	-	-	(3)	(29)
Monthly Actual/Estimated Obligations	(4)	(4)	(4)	(2)	(9)	(1)	(9)	(1)	(1)	(2)	(1)	-	(38)
<b>TN Floods</b>													
Initial FY 14 Spend Plan	(1)	(1)	(1)	-	-	-	-	-	-	-	-	-	(3)
Monthly Actual/Estimated Obligations	(1)	(1)	-	-	-	(2)	-	-	(14)	(2)	(1)	-	(21)
<b>2011 Spring Tornadoes</b>													
Initial FY 14 Spend Plan	(4)	(10)	(14)	(11)	(7)	(3)	(27)	(4)	(3)	(5)	-	(9)	(97)
Monthly Actual/Estimated Obligations	(4)	(10)	(6)	(8)	(3)	(20)	(27)	(4)	(7)	(7)	(2)	(9)	(107)
<b>2011 Spring Floods</b>													
Initial FY 14 Spend Plan	(4)	(8)	(1)	(1)	(2)	-	(2)	-	(2)	(35)	-	(6)	(61)
Monthly Actual/Estimated Obligations	(4)	(2)	(2)	(2)	(5)	(2)	-	(3)	(7)	-	(1)	-	(28)



**APPENDIX B: DRF Funding Activity**

**Disaster Relief Fund Estimated Monthly Obligations FY2014**

**DRF Monthly Spend Plan (FY 2014)  
(\$ in millions)  
Through 09/30/2014**

	<u>Oct-13</u>	<u>Nov-13</u>	<u>Dec-13</u>	<u>Jan-14</u>	<u>Feb-14</u>	<u>Mar-14</u>	<u>Apr-14</u>	<u>May-14</u>	<u>Jun-14</u>	<u>Jul-14</u>	<u>Aug-14</u>	<u>Sep-14</u>	<u>Total</u>
<b>Irene</b>													
<b>Initial FY 14 Spend Plan</b>	(9)	(8)	(11)	(27)	(2)	(21)	(12)	(1)	(10)	(1)	(8)	(47)	(157)
Monthly Actual/Estimated Obligations	(9)	(9)	(3)	(10)	(2)	(13)	(6)	(4)	(5)	(3)	(11)	(14)	(89)
<b>Lee</b>													
<b>Initial FY 14 Spend Plan</b>	(26)	(23)	(10)	(7)	(1)	(46)	(7)	-	(8)	(1)	(7)	15	(121)
Monthly Actual/Estimated Obligations	(26)	(5)	(4)	(24)	(4)	(1)	(1)	(2)	-	(2)	(2)	(2)	(73)
<b>Isaac</b>													
<b>Initial FY 14 Spend Plan</b>	(4)	(12)	(24)	(31)	(5)	(21)	(1)	-	(20)	(2)	-	(15)	(135)
Monthly Actual/Estimated Obligations	(4)	(4)	(3)	(6)	(2)	(17)	(4)	(6)	(12)	(26)	(2)	(20)	(106)
<b>Sandy</b>													
<b>Initial FY 14 Spend Plan</b>	(101)	(236)	(312)	(383)	(477)	(744)	(378)	(322)	(237)	(199)	(90)	(179)	(3,658)
Monthly Actual/Estimated Obligations	(102)	(177)	(209)	(113)	(95)	(102)	(109)	(110)	(102)	(137)	(1,463)	(1,766)	(4,485)
<b>Total DR Obligations</b>	<b>(305)</b>	<b>(496)</b>	<b>(446)</b>	<b>(359)</b>	<b>(320)</b>	<b>(386)</b>	<b>(400)</b>	<b>(406)</b>	<b>(402)</b>	<b>(511)</b>	<b>(1,720)</b>	<b>(2,048)</b>	<b>(7,799)</b>
<b>Estimated Monthly Recoveries</b>													
<b>Major declarations</b>	77	26	10	5	11	33	22	17	4	33	71	105	414
<b>Base</b>	36	46	54	60	45	79	90	92	58	40	46	46	692
<b>Reserve for No-Notice Event</b>													(1,000)
<b>Month (Including Recoveries)</b>	<b>14,495</b>	<b>14,048</b>	<b>13,615</b>	<b>12,998</b>	<b>12,696</b>	<b>12,373</b>	<b>12,047</b>	<b>11,726</b>	<b>11,348</b>	<b>10,856</b>	<b>8,899</b>	<b>5,918</b>	
<b>Actual recoveries cumulative to date</b>	<b>\$ 113</b>	<b>\$ 185</b>	<b>\$ 249</b>	<b>\$ 314</b>	<b>\$ 369</b>	<b>\$ 481</b>	<b>\$ 593</b>	<b>\$ 702</b>	<b>\$ 765</b>	<b>\$ 838</b>	<b>\$ 955</b>	<b>\$ 1,106</b>	

(1) Pursuant to P.L. 113-76, \$24M transferred to DHS OIG

(2) DHS Transfer to ICE for UAC requirements

APPENDIX B: DRF Funding Activity

Disaster Relief Fund Monthly Detailed Obligations FY 2014

(\$ in millions)

	Obligations Through FY13	October Actual	November Actual	December Actual	January Actual	February Actual	March Actual	April Actual	May Actual	June Actual	July Actual	August Actual	September Actual	FY 14 Total
<b>Gustav</b>														
1786-LA	\$ 1,554	\$ -	\$ 2	\$ -	\$ 2	\$ 4	\$ 4	\$ 2	\$ 1	\$ 1	\$ 2	\$ 3	\$ 2	\$ 23
1789-AL	12	-	-	-	-	-	-	-	-	-	-	-	-	-
1793-AR	6	-	-	-	-	-	-	-	-	-	-	-	-	-
1794-MS	43	-	-	-	-	-	-	-	-	-	-	-	-	-
1806-FL	8	-	-	-	-	-	-	-	-	-	-	-	-	-
Emergencies	67	-	-	-	-	-	-	-	-	-	-	-	-	-
	<b>1,690</b>	<b>-</b>	<b>2</b>	<b>-</b>	<b>2</b>	<b>4</b>	<b>4</b>	<b>2</b>	<b>1</b>	<b>1</b>	<b>2</b>	<b>3</b>	<b>2</b>	<b>23</b>
<b>Ike</b>														
1791-TX	4,256	-	2	34	2	10	3	19	5	3	6	2	6	92
1792-LA	331	-	1	-	-	-	-	1	-	-	-	-	1	3
1797-AL	14	-	-	-	-	-	-	-	-	-	-	-	-	-
1802-KY	24	-	-	-	-	-	-	-	-	-	-	-	-	-
1804-AR	3	-	-	-	-	-	-	-	-	-	-	-	-	-
1805-OH	58	-	-	-	-	-	-	-	-	-	-	-	-	-
Emergencies	45	-	-	-	-	-	-	-	-	-	-	-	-	-
	<b>4,731</b>	<b>-</b>	<b>3</b>	<b>34</b>	<b>2</b>	<b>10</b>	<b>3</b>	<b>20</b>	<b>5</b>	<b>3</b>	<b>6</b>	<b>2</b>	<b>7</b>	<b>95</b>
<b>Katrina Rita Wilma</b>														
1602-FL	236	-	-	-	-	-	-	-	-	-	-	-	2	2
1603-LA	29,548	20	107	79	64	30	33	34	37	78	58	69	70	679
1604-MS	10,038	1	6	2	8	1	2	5	14	4	4	1	3	51
1605-AL	1,025	-	-	-	-	-	-	-	5	-	2	-	2	9
1606-TX	1,874	-	1	1	-	-	1	-	-	-	-	-	2	5
1607-LA	1,883	1	1	1	-	3	-	5	-	2	3	-	-	16
1609-FL	2,547	-	-	-	-	6	1	-	1	-	1	-	5	14
Emergencies	799	-	-	-	-	-	-	-	-	-	-	-	-	-
	<b>47,950</b>	<b>22</b>	<b>115</b>	<b>83</b>	<b>72</b>	<b>40</b>	<b>37</b>	<b>44</b>	<b>57</b>	<b>84</b>	<b>68</b>	<b>70</b>	<b>84</b>	<b>776</b>
<b>Midwest Floods</b>														
1760-MO	3	-	-	-	-	-	-	-	-	-	-	-	-	-
1763-IA	1,910	1	5	4	2	9	1	9	1	1	2	1	-	36
1765-NE	2	-	-	-	-	-	-	-	-	-	-	-	-	-
1766-IN	233	-	-	-	-	-	-	-	-	-	-	-	-	-
1768-WI	161	-	-	-	-	-	-	-	-	-	-	-	-	-
1770-NE	48	-	-	-	-	-	-	-	-	-	-	-	-	-
1771-IL	96	3	(1)	-	-	-	-	-	-	-	-	-	-	2
1772-MN	9	-	-	-	-	-	-	-	-	-	-	-	-	-
1773-MO	55	-	-	-	-	-	-	-	-	-	-	-	-	-
1774-SD	8	-	-	-	-	-	-	-	-	-	-	-	-	-
1775-OK	11	-	-	-	-	-	-	-	-	-	-	-	-	-
1776-KS	65	-	-	-	-	-	-	-	-	-	-	-	-	-
1777-MI	19	-	-	-	-	-	-	-	-	-	-	-	-	-
	<b>2,620</b>	<b>4</b>	<b>4</b>	<b>4</b>	<b>2</b>	<b>9</b>	<b>1</b>	<b>9</b>	<b>1</b>	<b>1</b>	<b>2</b>	<b>1</b>	<b>-</b>	<b>38</b>

APPENDIX B: DRF Funding Activity

Disaster Relief Fund Monthly Detailed Obligations FY 2014

(\$ in millions)

	Obligations Through FY13	October	November	December	January	February	March	April	May	June	July	August	September	FY 14 Total
<b>TN Floods</b>														
1909-TN	516	1	1	-	-	-	2	-	-	14	2	1	-	21
	<b>516</b>	<b>1</b>	<b>1</b>	<b>-</b>	<b>-</b>	<b>-</b>	<b>2</b>	<b>-</b>	<b>-</b>	<b>14</b>	<b>2</b>	<b>1</b>	<b>-</b>	<b>21</b>
<b>2011 Spring Tornadoes</b>														
1971-AL	723	-	-	1	1	-	1	1	-	2	-	1	-	7
1972-MS	65	-	-	-	-	-	-	-	-	-	-	-	-	-
1973-GA	45	-	-	-	-	-	-	-	-	-	-	-	-	-
1974-TN	92	-	-	-	-	-	-	-	-	-	-	-	-	-
1975-AR	103	-	-	-	-	-	-	-	-	-	-	-	-	-
1976-KY	57	-	-	-	-	-	-	-	-	-	-	-	-	-
1980-MO	458	4	10	5	7	3	19	26	4	5	7	1	9	100
Emergencies	2	-	-	-	-	-	-	-	-	-	-	-	-	-
	<b>1,545</b>	<b>4</b>	<b>10</b>	<b>6</b>	<b>8</b>	<b>3</b>	<b>20</b>	<b>27</b>	<b>4</b>	<b>7</b>	<b>7</b>	<b>2</b>	<b>9</b>	<b>107</b>
<b>2011 Spring Flood</b>														
1981-ND	597	4	2	2	1	1	2	-	2	6	-	1	-	21
1982-MN	27	-	-	-	-	-	-	-	-	1	-	-	-	1
1983-MS	37	-	-	-	-	-	-	-	-	-	-	-	-	-
1984-SD	72	-	-	-	1	4	-	-	1	-	-	-	-	6
Emergencies	38	-	-	-	-	-	-	-	-	-	-	-	-	-
	<b>771</b>	<b>4</b>	<b>2</b>	<b>2</b>	<b>2</b>	<b>5</b>	<b>2</b>	<b>-</b>	<b>3</b>	<b>7</b>	<b>-</b>	<b>1</b>	<b>-</b>	<b>28</b>
<b>Irene</b>														
4017-PR	133	-	-	-	-	1	1	-	1	-	-	1	-	4
4019-NC	185	3	1	-	5	-	-	-	-	-	-	-	1	10
4020-NY	804	-	4	1	4	1	4	5	1	1	1	7	11	40
4021-NJ	400	-	-	1	-	-	-	1	1	1	-	-	-	4
4022-VT	316	2	2	1	1	-	-	-	-	1	1	2	2	12
4023-CT	78	2	1	-	-	-	3	-	-	-	-	-	-	6
4024-VA	68	2	-	-	-	-	-	-	1	1	-	-	-	4
4025-PA	100	-	-	-	-	-	-	-	-	-	-	1	-	1
4026-NH	20	-	-	-	-	-	5	-	-	-	-	-	-	5
4027-RI	11	-	1	-	-	-	-	-	-	1	-	-	-	2
4028-MA	45	-	-	-	-	-	-	-	-	-	1	-	-	1
4032-ME	3	-	-	-	-	-	-	-	-	-	-	-	-	-
4034-MD	25	-	-	-	-	-	-	-	-	-	-	-	-	-
4036-DC	3	-	-	-	-	-	-	-	-	-	-	-	-	-
4037-DE	3	-	-	-	-	-	-	-	-	-	-	-	-	-
Emergencies	62	-	-	-	-	-	-	-	-	-	-	-	-	-
	<b>2,256</b>	<b>9</b>	<b>9</b>	<b>3</b>	<b>10</b>	<b>2</b>	<b>13</b>	<b>6</b>	<b>4</b>	<b>5</b>	<b>3</b>	<b>11</b>	<b>14</b>	<b>89</b>

APPENDIX B: DRF Funding Activity

Disaster Relief Fund Monthly Detailed Obligations FY 2014

(\$ in millions)

	Cumulative Obligations Thru FY13	October	November	December	January	February	March	April	May	June	July	August	September	FY 14 Total
<b>Lee</b>														
4030-PA	373	-	2	1	-	4	1	-	-	-	1	-	2	11
4031-NY	319	26	3	3	24	-	-	1	-	-	-	2	-	59
4038-MD	13	-	-	-	-	-	-	-	1	-	-	-	-	1
4039-NJ	6	-	-	-	-	-	-	-	-	-	-	-	-	-
4041-LA	7	-	-	-	-	-	-	-	-	-	-	-	-	-
4045-VA	7	-	-	-	-	-	-	-	1	-	1	-	-	2
Emergencies	2	-	-	-	-	-	-	-	-	-	-	-	-	-
	<b>727</b>	<b>26</b>	<b>5</b>	<b>4</b>	<b>24</b>	<b>4</b>	<b>1</b>	<b>1</b>	<b>2</b>	<b>-</b>	<b>2</b>	<b>2</b>	<b>2</b>	<b>73</b>
<b>Isaac</b>														
4080-LA	583	4	3	3	2	1	15	2	5	11	23	2	20	91
4081-MS	84	-	-	-	3	1	1	1	1	1	-	-	-	8
4082-AL	8	-	-	-	-	-	-	-	-	-	-	-	-	-
4084-FL	14	-	1	-	1	-	1	1	-	-	3	-	-	7
Emergencies	10	-	-	-	-	-	-	-	-	-	-	-	-	-
	<b>699</b>	<b>4</b>	<b>4</b>	<b>3</b>	<b>6</b>	<b>2</b>	<b>17</b>	<b>4</b>	<b>6</b>	<b>12</b>	<b>26</b>	<b>2</b>	<b>20</b>	<b>106</b>
<b>Sandy</b>														
4085-NY	4,318	46	106	172	57	63	47	74	44	82	116	1,180	1,731	3,718
4086-NJ	1,903	53	67	36	52	30	53	33	63	18	17	279	31	732
4087-CT	88	1	2	1	3	1	1	1	1	-	3	1	2	17
4089-RI	13	-	-	-	-	-	1	-	-	1	-	-	-	2
4090-DE	6	-	-	-	1	-	-	-	-	-	-	1	-	2
4091-MD	41	-	-	-	-	-	-	1	-	-	1	-	-	2
4092-VA	12	-	-	-	-	-	-	-	1	-	-	-	-	1
4093-WV	20	1	-	-	-	1	-	-	-	-	-	1	1	4
4095-NH	3	-	-	-	-	-	-	-	-	-	-	-	-	-
4096-DC	3	-	-	-	-	-	-	-	-	-	-	-	-	-
4097-MA	12	1	1	-	-	-	-	-	-	-	-	-	-	2
4098-OH	17	-	-	-	-	-	-	-	1	-	-	1	-	2
4099-PA	14	-	1	-	-	-	-	-	-	1	-	-	1	3
Emergencies	28	-	-	-	-	-	-	-	-	-	-	-	-	-
	<b>6,478</b>	<b>102</b>	<b>177</b>	<b>209</b>	<b>113</b>	<b>95</b>	<b>102</b>	<b>109</b>	<b>110</b>	<b>102</b>	<b>137</b>	<b>1,463</b>	<b>1,766</b>	<b>4,485</b>
<b>TOTAL</b>	<b>\$ 70,081</b>	<b>\$ 176</b>	<b>\$ 332</b>	<b>\$ 348</b>	<b>\$ 241</b>	<b>\$ 174</b>	<b>\$ 202</b>	<b>\$ 222</b>	<b>\$ 193</b>	<b>\$ 236</b>	<b>\$ 255</b>	<b>\$ 1,558</b>	<b>\$ 1,904</b>	<b>\$ 5,841</b>

## APPENDIX C: HURRICANE SANDY OBLIGATIONS

Hurricane Sandy Obligations\*  
Through 09/30/2014  
(\$ in Millions)

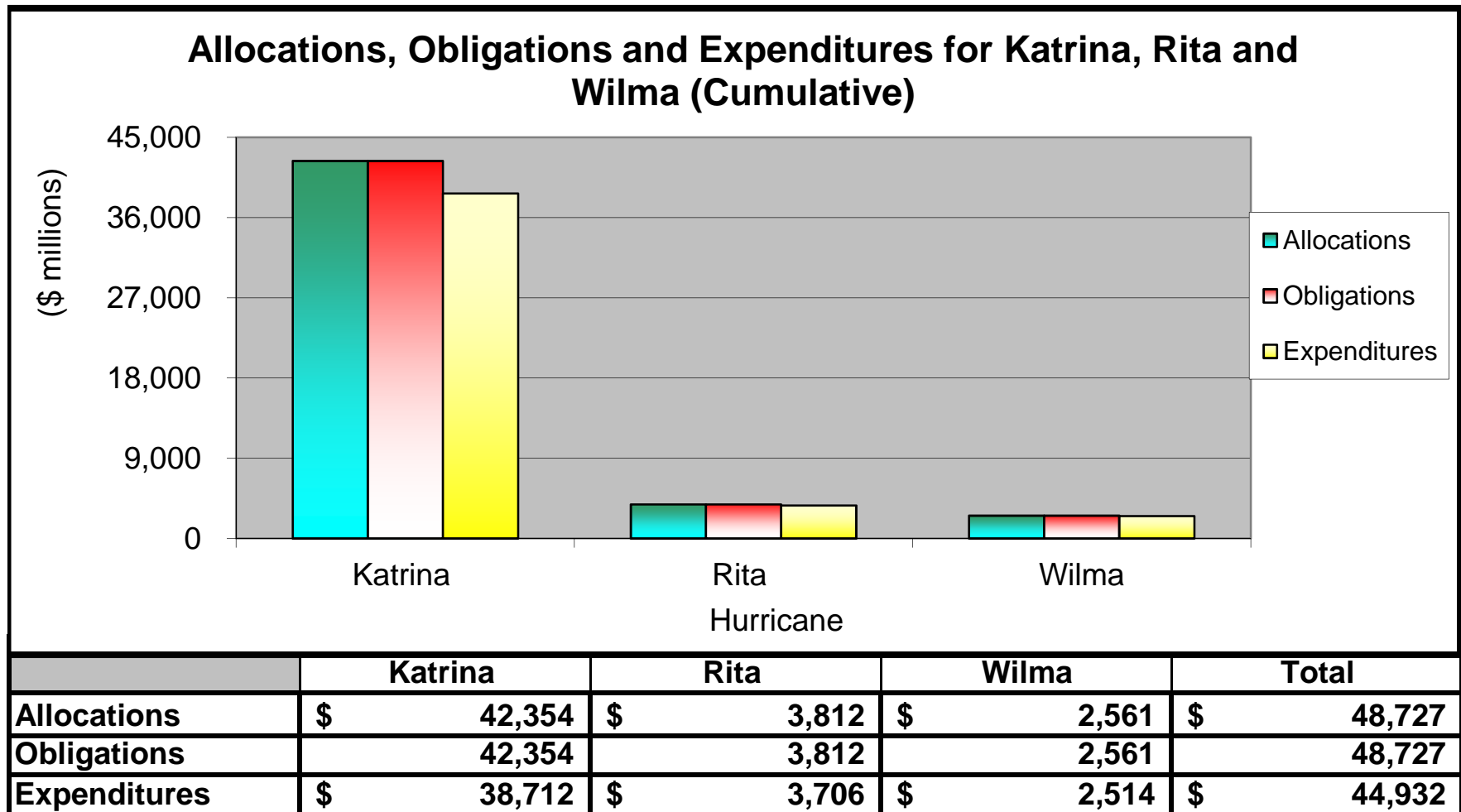
Category	Actual Through September 2013 <sup>(1)</sup>	Actual 1st Qtr	Actual 2nd Qtr	Actual 3rd Qtr	Actual 4th Qtr	Fiscal Year 2014 Totals	Life To Date Totals Through FY 14
Public Assistance	\$ 3,245	\$ 417	\$ 245	\$ 257	\$ 3,250	\$ 4,169	\$ 7,414
Individual Assistance	1,818	16	8	2	-	26	1,844
Mitigation	77	7	19	35	97	158	235
Operations	358	1	3	-	(1)	3	361
Administrative	684	47	35	27	20	129	813
<b>Total</b>	<b>\$ 6,182</b>	<b>\$ 488</b>	<b>\$ 310</b>	<b>\$ 321</b>	<b>\$ 3,366</b>	<b>\$ 4,485</b>	<b>\$ 10,667</b>

\*Additional reporting requirement per P.L. 113-2, continued in P.L. 113-76

(1) Adjusted for recoveries occurring in FY 2014

## APPENDIX D: ALLOCATIONS, OBLIGATIONS AND EXPENDITURES

Through 9/30/2014

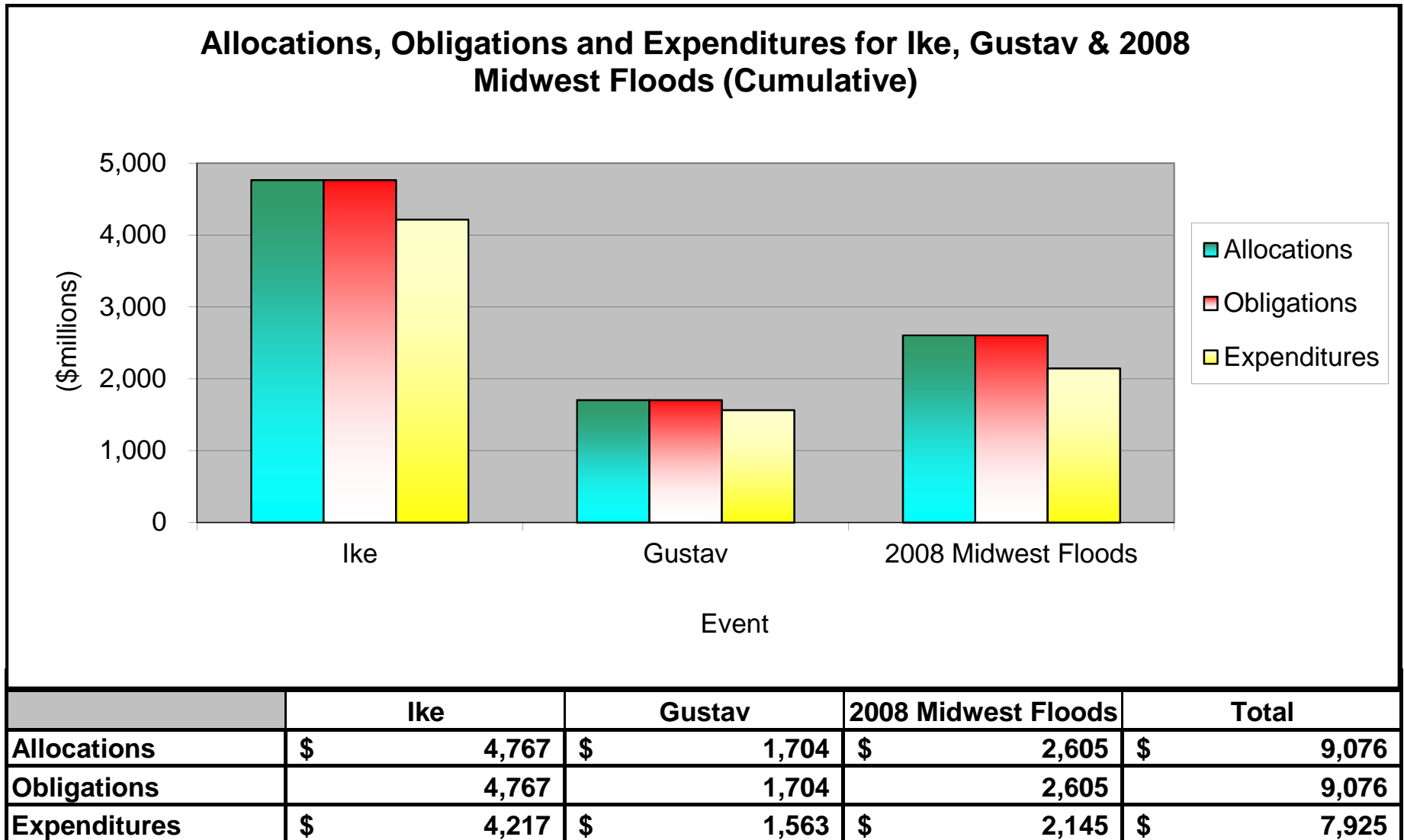


Source of financial information is the Integrated Financial Information Management System (IFMIS)

Total obligations include prior-year de-obligations

## APPENDIX D: ALLOCATIONS, OBLIGATIONS AND EXPENDITURES

Through 9/30/2014

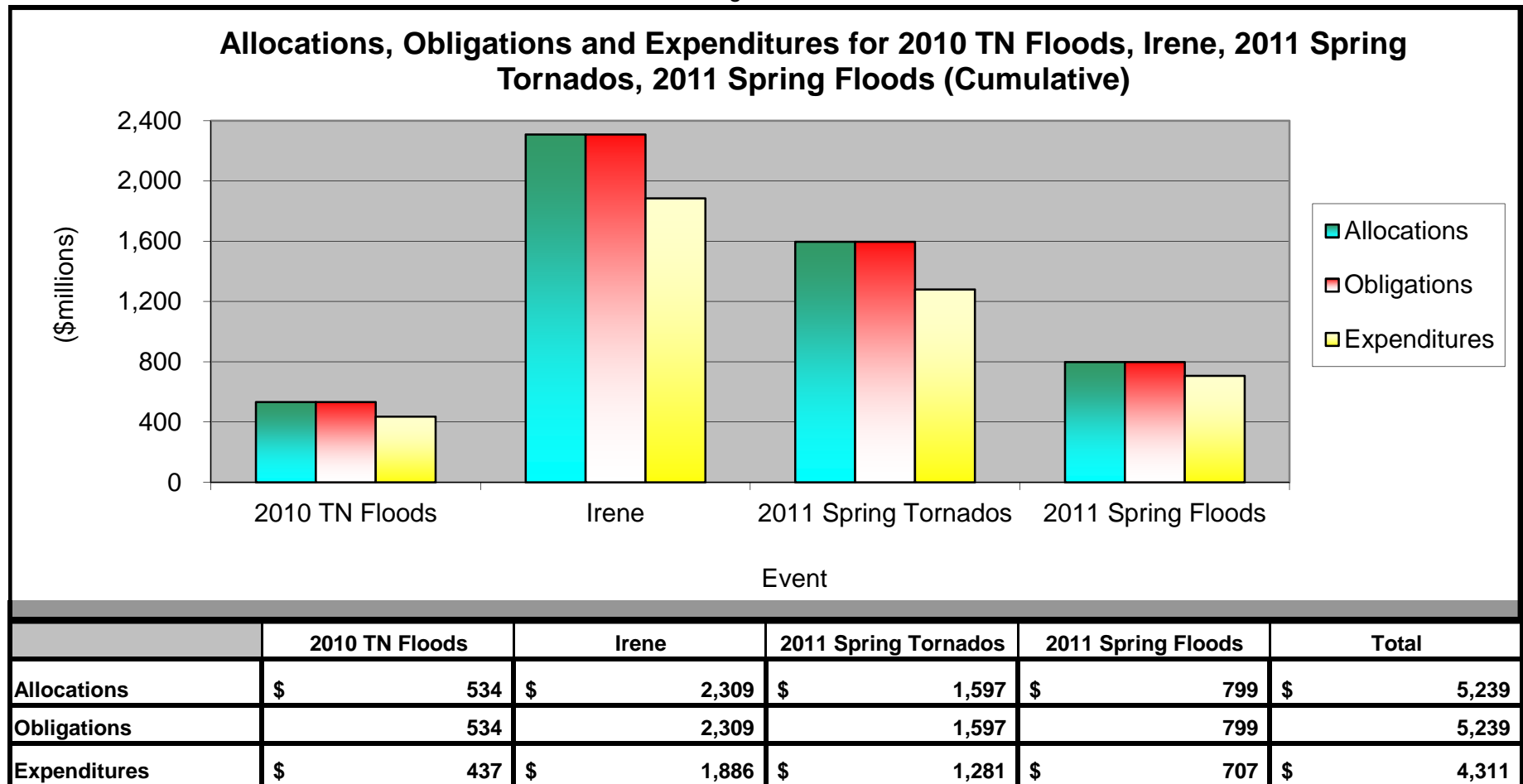


Source of financial information is the Integrated Financial Information Management System (IFMIS)

Total obligations include prior-year de-obligations

## APPENDIX D: ALLOCATIONS, OBLIGATIONS AND EXPENDITURES

Through 9/30/2014



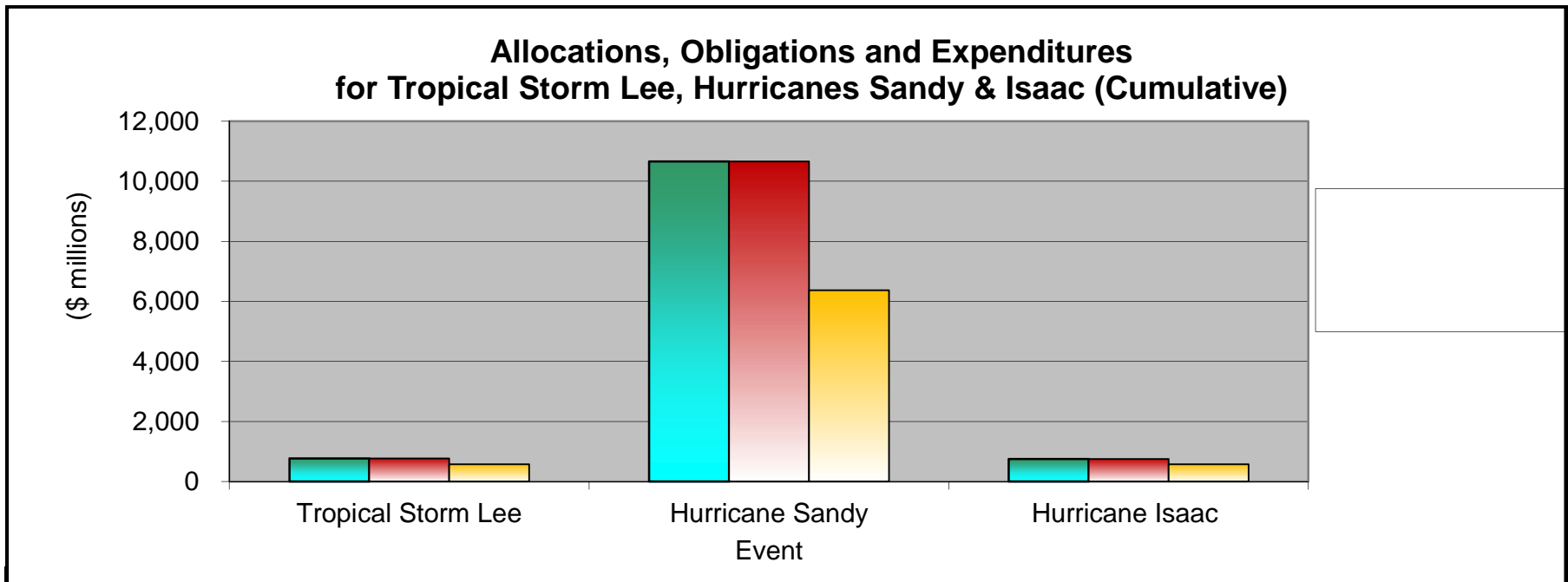
Source of financial information is the Integrated Financial Information Management System (IFMIS)

Total obligations include prior-year de-obligations



**APPENDIX D: ALLOCATIONS, OBLIGATIONS AND EXPENDITURES**

Through 9/30/2014



	Tropical Storm Lee	Hurricane Sandy	Hurricane Isaac	Total
<b>Allocations</b>	\$ 774	\$ 10,667	\$ 754	\$ 12,195
<b>Obligations</b>	774	10,667	754	12,195
<b>Expenditures</b>	\$ 579	\$ 6,371	\$ 576	\$ 7,526

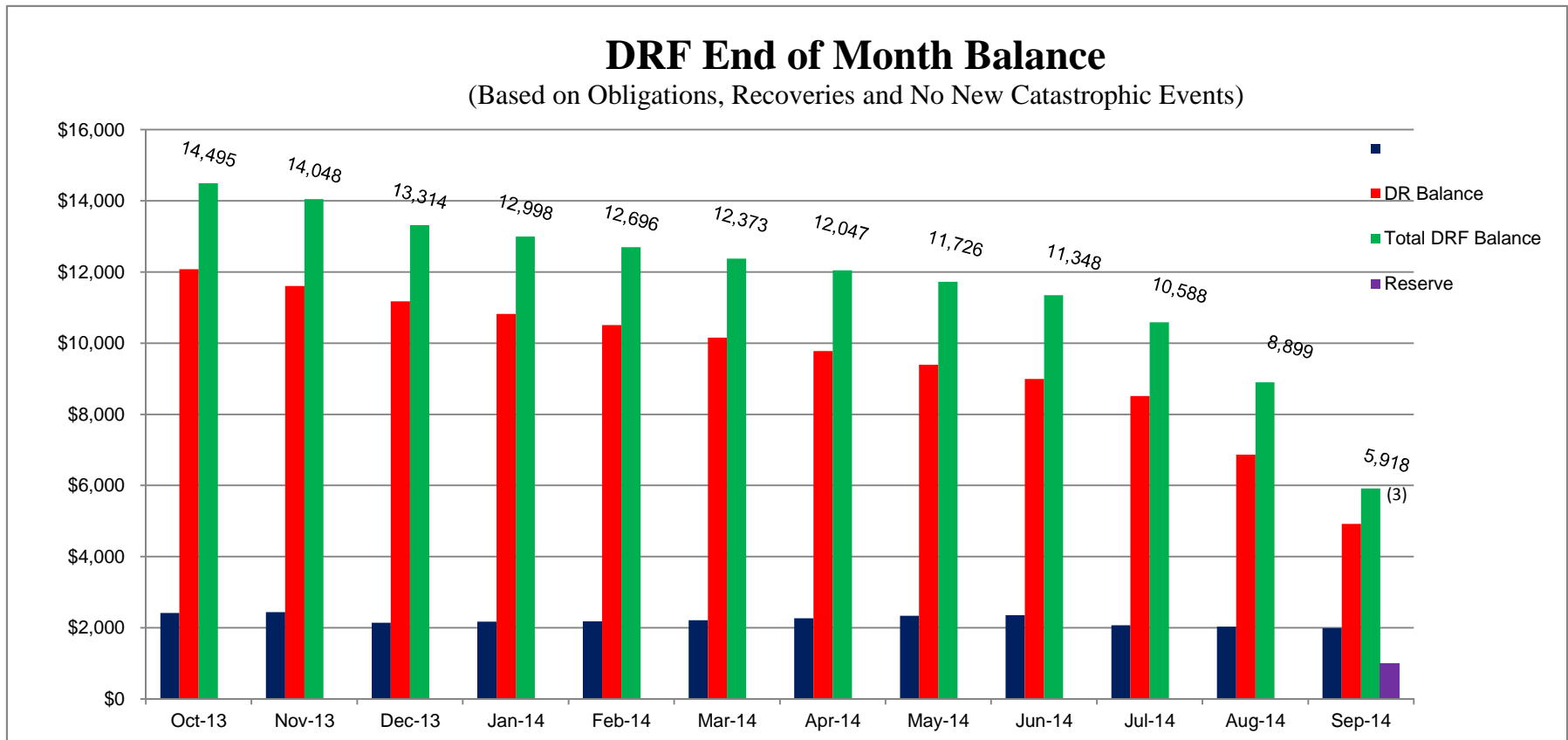
Source of financial information is the Integrated Financial Information Management System (IFMIS)

Totals that have minor discrepancies are due to rounding

Total obligations include prior-year de-obligations

# APPENDIX E: Estimate of Fund Exhaustion Date

Through 9/30/2014



**Basis of Estimates:**

(1) Includes FY2014 funding for the following major disaster events:

- Hurricanes Katrina/Rita/Wilma
- Hurricane Gustav
- Hurricane Ike
- Midwest Flooding
- 2010 TN Flooding
- 2011 Spring Tornadoes
- 2011 Spring Floods
- Hurricane Irene
- Tropical Storm Lee
- Hurricane Isaac
- Hurricane Sandy

(2) FEMA will adjust available recoveries when required to ensure sufficiency of funds under the BCA categories, as well as balances by BCA category within legal authorities

(3) Includes \$1B Reserve

APPENDIX F: DRF Cost Estimation Bridge Report

DRF Cost Estimation Bridge Table



Event	FY 2014 Estimated Total Obligations (\$ in millions)						Changes from Baseline Cause/Reason	Month-to-Month Change Cause/Reason
	Baseline *	Current Month (as of 10/01/14)	Prev. Month (As of 9/1/14)	Change from Baseline	Change from Prior Month			
<b>DRF Base Activities</b>								
<b>Emergencies</b>	\$ 276	\$ 17	\$ 42	\$ (259)	\$ (25)		Baseline estimate based on historical 10-year average.	Baseline adjusted based on estimated resource needs.
<b>Fire Management</b>	86	104	105	18	(1)		Baseline estimate based on historical 10-year average.	Baseline adjusted based on estimated resource needs.
<b>Surge</b>	97	8	37	(89)	(29)		Baseline estimate based on historical 10-year average.	Baseline estimate based on historical 10-year average.
<b>Disaster Support &amp; Other Activities</b>	372	380	365	8	15		Baseline estimate based on proposed spend plan.	Actual obligations for FY2014
<b>Base Sub-Total</b>	<b>831</b>	<b>509</b>	<b>549</b>	<b>(322)</b>	<b>(40)</b>			
<b>DRF DR Activities</b>								
<b>Average Monthly Major DR Activity (Non-Cat.)</b>	2,990	1,958	2,129	(1,032)	(171)		Baseline estimate based on historical 10-year average.	Baseline adjusted based on estimated resource needs.
<b>Gustav</b>	23	23	24	-	(1)		No change to the baseline.	Other: (\$1M).
<b>Ike</b>	186	95	99	(91)	(4)		Public Assistance: (\$6M) net effect of decreases due to the reevaluation of pending appeals and subsequent removal from projections and an increase caused by an accelerated project as well as a (\$26M) decrease due to project delays in 1791 TX and 1792 LA. Hazard Mitigation: (\$31M) decrease due to Severe Repetitive Loss and Elevation Project delays and (\$30M) pending appeals removed from projections. Other: \$2M.	Hazard Mitigation: (\$4M) decrease primarily due to the delay of two Severe Repetitive Loss projects in 1792 LA.
<b>Katrina Rita Wilma</b>	1,009	776	762	(233)	14		FY14 estimates have decreased primarily due to delayed projects in Hazard Mitigation and Public Assistance pending additional reviews and documentation from the Grantee in 1603 and 1607 LA.	Public Assistance: \$10M net increase primarily due to the funding of a Technical Assistance Contract in 1603 LA. Other: \$4M increase in salaries and benefits and other administrative costs.
<b>Midwest Floods</b>	29	38	37	9	1		Public Assistance: \$11M net increase primarily due to large project closeouts in 1763 IA. Hazard Mitigation: (\$3M) delayed cost overruns. Other: \$1M.	Other: \$1M.
<b>TN Floods</b>	3	21	22	18	(1)		Public Assistance: \$20M increase primarily attributed to a water processing building project and appeal determinations in 1909 TN. (\$2M) decrease due to delayed project reviews.	Other: (\$1M).
<b>2011 Spring Tornadoes</b>	97	107	106	10	1		Public Assistance: Net increases primarily due to an accelerated project for St. John's Hospital in 1980 MO.	Other: \$1M.

**APPENDIX F: DRF Cost Estimation Bridge Report**

Event	FY 2014 Estimated Total Obligations (\$ in millions)					Changes from Baseline Cause/Reason	Month-to-Month Change Cause/Reason
	Baseline *	Current Month (as of 10/01/14)	Previous Month (as of 09/01/14)	Change from Baseline	Change from Prior Month		
<b>2011 Spring Floods</b>	61	28	29	(33)	(1)	Public Assistance: (\$6M) decrease in delayed State Management Cost funding in 1981 ND. Hazard Mitigation: (\$28M) net decrease primarily due to Strategic Funds Management and ineligibilities in 1981 ND. Other: \$1M.	Other: (\$1M).
<b>Irene</b>	157	89	90	(68)	(1)	Public Assistance: (\$70M) net effect of decreases and increases primarily due to delays in large project closeouts, pending appeals, and changes in scope for 4017 PR and 4020 NY. Hazard Mitigation: \$6M net increase in 4020 NY and 4025 PA. Other: (\$4M).	Other: (\$1M).
<b>Lee</b>	121	73	94	(48)	(21)	Public Assistance: (\$25M) net decrease due to project delays in 4031 NY. Hazard Mitigation: (\$23M) decrease primarily due to delayed projects pending additional information from the Grantee in 4031 NY.	Public Assistance: (\$21M) decrease due to a delayed project for the Owego Appalachian School District in 4031 NY.
<b>Isaac</b>	135	106	111	(29)	(5)	The net effect of adjustments in estimates primarily in 4080 LA resulting in a (\$29M) decrease to the baseline.	Hazard Mitigation: (\$5M) decrease primarily due to delayed elevation projects pending further reviews in 4080 LA.
<b>Sandy</b>	3,658	4,485	4,525	827	(40)	Public Assistance: FY14 estimates for Sandy have increased primarily due to adjusted estimates and accelerated obligations associated with Section 428 capped Public Assistance projects for 4085 NY.	Public Assistance: (\$40M) net decrease primarily due to a delay in a project for the NY Department of Cultural Affairs in 4085 NY.
<b>DR Sub-Total</b>	<b>8,469</b>	<b>7,799</b>	<b>8,028</b>	<b>(670)</b>	<b>(229)</b>		
<b>Total</b>	<b>\$ 9,300</b>	<b>\$ 8,308</b>	<b>\$ 8,577</b>	<b>\$ (992)</b>	<b>\$ (269)</b>		

\*Based on October 2013 Spend Plans.