



# Disaster Relief Fund: Monthly Report

As Of April 30, 2016

*May 5, 2016*

Fiscal Year 2016 Report to Congress



Homeland  
Security

# Foreword from the Administrator

May 5, 2016

I am pleased to present the following, “Disaster Relief Fund: Monthly Report,” which has been prepared by the Federal Emergency Management Agency.

This document has been compiled pursuant to language set forth in the *Fiscal Year (FY) 2016 Department of Homeland Security (DHS) Appropriations Act* (P.L. 114-113), and the accompanying House Report 113-481, and Senate Report 113-198.

Pursuant to congressional requirements, this report is being provided to the following Members of Congress:



The Honorable John R. Carter  
Chairman, House Appropriations Subcommittee on Homeland Security

The Honorable Lucille Roybal-Allard  
Ranking Member, House Appropriations Subcommittee on Homeland Security

The Honorable John Hoeven  
Chairman, Senate Appropriations Subcommittee on Homeland Security

The Honorable Jeanne Shaheen  
Ranking Member, Senate Appropriations Subcommittee on Homeland Security

Inquiries relating to this report may be directed to me at (202) 646-3900 or to the Department’s Deputy Under Secretary for Management and Chief Financial Officer, Chip Fulghum, at (202) 447-5751.

Sincerely,

A handwritten signature in blue ink, appearing to read "W. Craig Fugate". The signature is stylized and fluid, with a long horizontal line extending to the right.

W. Craig Fugate  
Administrator  
Federal Emergency Management Agency



# Disaster Relief Fund: Monthly Report Through April 30, 2016

## Table of Contents

I.	Legislative Language.....	1
II.	Background.....	3
	Appendix A: Appropriations Summary.....	4
	Appendix B: DRF Funding Activity.....	5
	Appendix C: Hurricane Sandy FY 2016 Estimates.....	10
	Appendix D: Allocations, Obligations, & Expenditures.....	11
	Appendix E: Estimate of Fund Exhaustion Date.....	15
	Appendix F: DRF Cost Estimation Bridge Table.....	16

# I. Legislative Language

This document has been compiled pursuant to language set forth in the *Fiscal Year (FY) 2016 Department of Homeland Security (DHS) Appropriations Act* (P.L. 114-113), and the accompanying House Report 113-481, and Senate Report 113-198.

The language in P.L. 114-113 states:

*Provided*, That the reporting requirements in paragraphs (1) and (2) under the heading "Federal Emergency Management Agency, Disaster Relief Fund" in the Department of Homeland Security Appropriations Act, 2015 (Public Law 114-4) shall be applied in fiscal year 2016 with respect to budget year 2017 and current fiscal year 2016, respectively, by substituting "fiscal year 2017" for "fiscal year 2016" in paragraph (1)...

The language in House Report 113-481 states:

A provision is continued in the bill stating the information and timeframes in which FEMA must report to the Committees on the DRF. A report on the obligation of funds for disaster readiness and support, including quarterly updates, is required in Title V of this Act. The Committee continues statutory requirements for annual and monthly DRF reporting as originally directed in Public Law 112-74 and Public Law 113-2.

The language in Senate Report 113-198 states:

The Committee includes bill language requiring an expenditure plan and semiannual reports (reduced from the previous quarterly requirement) for disaster readiness and support costs; and a monthly report on disaster relief expenditures.

P.L. 114-4 (referenced above) states:

*Provided*, That the Administrator of the Federal Emergency Management Agency shall submit to the Committees on Appropriations of the Senate and the House of Representatives the following reports, including a specific description of the methodology and the source data used in developing such reports...

- (1) an estimate of the following amounts shall be submitted for the budget year at the time that the President's budget proposal for fiscal year 2016 is submitted pursuant to section 1105(a) of title 31, United States Code...
- (2) an estimate or actual amounts, if available, of the following for the current fiscal year shall be submitted not later than the fifth day of each month, and shall be published by the Administrator on the

Agency's Web site not later than the fifth day of each month:

(A) a summary of the amount of appropriations made available by source, the transfers executed, the previously allocated funds recovered, and the commitments, allocations, and obligations made;

(B) a table of disaster relief activity delineated by month, including-

(i) the beginning and ending balances;

(ii) the total obligations to include amounts obligated for fire assistance, emergencies, surge, and disaster support activities;

(iii) the obligations for catastrophic events delineated by event and by state; and

(iv) the amount of previously obligated funds that are recovered;

(C) a summary of allocations, obligations, and expenditures for catastrophic events delineated by event;

(D) in addition, for a disaster declaration related to Hurricane Sandy, the cost of the following categories of spending: public assistance, individual assistance, mitigations, administrative, operations, and any other relevant category (including emergency measures and disaster resources); and

(E) the date on which funds appropriated will be exhausted...

This report covers activities as of April 30, 2016.

## II. Background

P. L. 114-113 requires that the FEMA Administrator provide a report by the fifth day of each month on the Disaster Relief Fund (DRF) that includes a funding summary, a table delineating the DRF funding activities each month by state and event, a summary of the funding for the catastrophic events, and an estimate of the date on which the funds will be exhausted.

Consequently, the following report elements are included:

1. Appendix A is an appropriations summary that includes a synopsis of the amount of appropriations made available by source, the transfers executed, the previously allocated funds recovered, and the commitments, allocations, and obligations.
2. Appendix B presents details on the DRF funding activities delineated by month.
3. Appendix C presents Hurricane Sandy FY 2016 estimates by spending categories.
4. Appendix D presents funding summaries for the current active catastrophic events including the allocations, obligations, and expenditures.
5. Appendix E presents the estimate of the fund exhaustion date, or projected end-of-fiscal-year balance.
6. Appendix F presents a bridge table that provides explanation for the monthly and baseline change for all activities to include details for catastrophic events.

**Department of Homeland Security - Federal Emergency Management Agency**  
**Disaster Relief Fund Congressional Monthly Report**  
**As of April 30, 2016**  
(Dollars in Millions)

	<b>Base</b>	<b>Major Declarations</b>	<b>Total</b>
Carryover From FY 15	\$ 2,184	\$ 3,133	\$ 5,317
FY 16 Appropriation <sup>(1)</sup>	661	6,713	7,374
FY 16 Recoveries	256	137	393
<b>Total Budget Authority</b>	<b>3,101</b>	<b>9,983</b>	<b>13,084</b>
Rescission <sup>(1)</sup>	(1,022)	-	(1,022)
Transfer to OIG <sup>(1)</sup>	(24)	-	(24)
<b>Revised Budget Authority</b>	<b>2,055</b>	<b>9,983</b>	<b>12,038</b>
Obligations	(250)	(5,545)	(5,795)
<b>Balance <sup>(2)</sup></b>	<b>1,805</b>	<b>4,438</b>	<b>6,243</b>
<b>Projections for the Remainder of FY 16</b>			
Projected FY 16 Additional Obligations			
Based on Existing Spend Plans			
Non-Catastrophic Disasters		(1,163)	(1,163)
Catastrophic Disasters		(2,588)	(2,588)
DRS and Other	(215)	-	(215)
<b>Subtotal Existing Spend Plans</b>	<b>(215)</b>	<b>(3,751)</b>	<b>(3,966)</b>
Based on 10 year Average			
Non-Catastrophic Disasters	-	(157)	(157)
EM, FMAG and Surge	(367)	-	(367)
<b>Subtotal 10-year Average</b>	<b>(367)</b>	<b>(157)</b>	<b>(524)</b>
<b>Total Projected FY 16 Additional Obligations</b>	<b>(582)</b>	<b>(3,908)</b>	<b>(4,490)</b>
Projected Additional Recoveries	239	118	357
<b>Projected Balance at September 30, 2016 <sup>(3)</sup></b>	<b>\$ 1,462</b>	<b>\$ 648</b>	<b>\$ 2,110</b>

**Notes:**

(1) Pursuant to P.L. 114-113, Consolidated Appropriations Act, 2016.

(2) As of April 30, 2016 unobligated commitments totaled \$78M and uncommitted/unobligated allocations totaled \$124M.

(3) The projected end-of-year balance is not reduced by the \$1B reserve shown in previous reports. FEMA continuously monitors both current and projected DRF balances and if conditions warrant, will take steps to ensure a sufficient balance is kept in reserve for initial response to a no-notice or catastrophic event.

**APPENDIX B: DRF Funding Activity (Details)**

**Disaster Relief Fund Monthly Obligations FY 2016  
DRF Monthly Spend Plan (FY 2016)  
(\$ in millions)  
As of April 30, 2016**

	<u>Oct-15</u>	<u>Nov-15</u>	<u>Dec-15</u>	<u>Jan-16</u>	<u>Feb-16</u>	<u>Mar-16</u>	<u>Apr-16</u>	<u>May-16</u>	<u>Jun-16</u>	<u>Jul-16</u>	<u>Aug-16</u>	<u>Sep-16</u>	<u>Total</u>
<b>Beginning of Month DRF Balance<sup>(1)</sup></b>	\$ 5,280	\$ 11,716	9,853	\$ 8,683	\$ 7,617	\$ 7,144	\$ 6,690	\$ 6,243	\$ 5,749	\$ 3,877	\$ 3,145	\$ 2,594	
<b>FY 2016 Appropriation<sup>(2)</sup></b>	7,033			341									
<b>OIG Transfer<sup>(2)</sup></b>				(24)									
<b>Rescission<sup>(2)</sup></b>				(1,022)									
<b>Total Available Beginning of Month</b>	12,313	11,716	9,853	7,978	7,617	7,144	6,690	6,243	5,749	3,877	3,145	2,594	
<b>Major Declarations</b>	9,534	8,903	7,033	6,141	5,793	5,329	4,881	4,438	3,976	2,163	1,515	1,025	
<b>Base</b>	2,779	2,813	2,820	1,837	1,824	1,815	1,809	1,805	1,773	1,714	1,630	1,569	
<b>DRF Base Activities<sup>(3)</sup></b>													
<b>Emergencies</b>													
Monthly Actual/Estimated Obligations	-	(1)	-	(7)	(5)	(2)	(7)	(28)	(46)	(46)	(28)	(48)	(218)
<b>Fire Management</b>													
Monthly Actual/Estimated Obligations	(2)	(1)	(11)	(5)	(1)	(1)	(2)	(9)	(16)	(34)	(26)	(22)	(130)
<b>Surge</b>													
Monthly Actual/Estimated Obligations	(3)	(1)	-	(1)	-	-	(1)	(10)	(10)	(6)	(9)	(29)	(70)
<b>Disaster Support &amp; Other Activities</b>													
DRS Monthly Actual/Estimated Obligations	(1)	(19)	(20)	(24)	(37)	(34)	(38)	(30)	(32)	(39)	(41)	(27)	(342)
Other Monthly Actual/Estimated Obligations	-	(2)	(10)	(2)	(1)	(9)	(2)	(2)	(3)	(7)	(5)	(29)	(72)
Monthly Actual/Estimated Obligations	(1)	(21)	(30)	(26)	(38)	(43)	(40)	(32)	(35)	(46)	(46)	(56)	(414)
<b>Actual/Estimated Base Obligations</b>	(6)	(24)	(41)	(39)	(44)	(46)	(50)	(79)	(107)	(132)	(109)	(155)	(832)
<b>DRF DR Activities</b>													
<b>Average Monthly Major DR Activity (Non-Cat.)</b>													
Monthly Actual/Estimated Obligations	(242)	(261)	(336)	(238)	(142)	(344)	(253)	(308)	(281)	(321)	(227)	(183)	(3,136)
<b>Gustav</b>													
<b>Initial FY16 Spend Plan</b>	(3)	(3)	(1)	(2)	(4)	(2)	(2)	(5)	(1)	(2)	(1)	(1)	(27)
Monthly Actual/Estimated Obligations	(2)	(3)	(2)	(6)	(2)	(2)	(7)	(6)	(7)	(5)	(4)	(1)	(47)
<b>Ike</b>													
<b>Initial FY16 Spend Plan</b>	(22)	(14)	(6)	(17)	(27)	(2)	(3)	(1)	(1)	(5)	(1)	(7)	(106)
Monthly Actual/Estimated Obligations	(14)	(11)	(21)	(11)	(2)	(9)	(13)	(7)	-	(11)	(6)	(6)	(111)
<b>Katrina Rita Wilma</b>													
<b>Initial FY16 Spend Plan</b>	(58)	(69)	(54)	(66)	(67)	(45)	(35)	(45)	(25)	(42)	(34)	(113)	(653)
Monthly Actual/Estimated Obligations	(58)	(53)	(17)	(16)	(19)	(32)	(31)	(56)	(1,345)	(34)	(96)	(82)	(1,839)
<b>Midwest Floods</b>													
<b>Initial FY16 Spend Plan</b>	(1)	(4)	(4)	(4)	(7)	(3)	(1)	(1)	-	-	-	-	(25)
Monthly Actual/Estimated Obligations	-	-	(2)	(6)	(2)	(2)	(2)	-	(4)	(1)	(1)	(1)	(21)
<b>TN Floods</b>													
<b>Initial FY16 Spend Plan</b>	-	-	(1)	(2)	(1)	(2)	(1)	(3)	-	-	-	-	(10)
Monthly Actual/Estimated Obligations	-	-	-	-	(1)	(3)	(1)	-	(1)	(1)	(1)	(3)	(11)
<b>2011 Spring Tornadoes</b>													
<b>Initial FY16 Spend Plan</b>	(3)	(1)	(1)	-	(1)	-	(1)	(2)	(1)	(2)	(1)	-	(13)
Monthly Actual/Estimated Obligations	(1)	(1)	-	(3)	-	(1)	-	(2)	(3)	(2)	(2)	(1)	(16)



**APPENDIX B: DRF Funding Activity (Details)**

**Disaster Relief Fund Monthly Obligations FY 2016  
DRF Monthly Spend Plan (FY 2016)  
(\$ in millions)  
As of April 30, 2016**

	Oct-15	Nov-15	Dec-15	Jan-16	Feb-16	Mar-16	Apr-16	May-16	Jun-16	Jul-16	Aug-16	Sep-16	Total
<b>2011 Spring Floods</b>													
<b>Initial FY16 Spend Plan</b>	(1)	(3)	(2)	-	(1)	(2)	-	(4)	(1)	(1)	-	(5)	(20)
Monthly Actual/Estimated Obligations	(4)	(4)	(5)	-	(1)	(2)	-	(4)	(1)	-	(1)	(5)	(27)
<b>Irene</b>													
<b>Initial FY16 Spend Plan</b>	(4)	(10)	(10)	(5)	(3)	(14)	(3)	(13)	(5)	(3)	(2)	(1)	(73)
Monthly Actual/Estimated Obligations	(4)	(4)	(7)	(4)	(4)	(4)	(4)	(9)	(9)	(6)	(11)	(6)	(72)
<b>Lee</b>													
<b>Initial FY16 Spend Plan</b>	(3)	(4)	(5)	(12)	(1)	(1)	(11)	(1)	-	(5)	-	(1)	(44)
Monthly Actual/Estimated Obligations	-	(1)	(3)	(1)	(34)	(21)	-	-	(1)	-	-	(3)	(64)
<b>Isaac</b>													
<b>Initial FY16 Spend Plan</b>	(7)	(3)	(3)	(4)	(2)	(3)	(4)	(8)	(4)	(1)	(3)	-	(42)
Monthly Actual/Estimated Obligations	-	(8)	(1)	(2)	(4)	(6)	(2)	(2)	(7)	(5)	(1)	(3)	(41)
<b>Sandy</b>													
<b>Initial FY16 Spend Plan</b>	(409)	(1,304)	(1,445)	(269)	(127)	(272)	(175)	(88)	(36)	(141)	(32)	(60)	(4,358)
Monthly Actual/Estimated Obligations	(317)	(1,593)	(786)	(72)	(266)	(49)	(137)	(90)	(175)	(284)	(138)	(102)	(4,009)
<b>2013 Colorado Flood</b>													
<b>Initial FY16 Spend Plan</b>	(10)	(1)	(6)	(4)	(8)	(5)	(9)	(2)	(3)	(8)	(1)	(1)	(58)
Monthly Actual/Estimated Obligations	(10)	(1)	(2)	(4)	(1)	(4)	(1)	(2)	(3)	(2)	(26)	(3)	(59)
<b>Total Catastrophic Actual/Estimated Obligations</b>	<b>(410)</b>	<b>(1,679)</b>	<b>(846)</b>	<b>(125)</b>	<b>(336)</b>	<b>(135)</b>	<b>(198)</b>	<b>(178)</b>	<b>(1,556)</b>	<b>(351)</b>	<b>(287)</b>	<b>(216)</b>	<b>(6,317)</b>
<b>Total DR Actual/Estimated Obligations</b>	<b>(652)</b>	<b>(1,940)</b>	<b>(1,182)</b>	<b>(363)</b>	<b>(478)</b>	<b>(479)</b>	<b>(451)</b>	<b>(486)</b>	<b>(1,837)</b>	<b>(672)</b>	<b>(514)</b>	<b>(399)</b>	<b>(9,453)</b>
<b>FY16 Recoveries</b>													
<b>Monthly Recoveries</b>	61	64	53	41	49	71	54	71	72	72	72	70	750
Major declarations	21	33	15	15	14	31	8	24	24	24	24	22	255
Base	40	31	38	26	35	40	46	47	48	48	48	48	495
<b>Reserve for No-Notice Event</b>													
<b>DRF Available at End of Month (Including Recoveries) <sup>(4)</sup></b>	<b>\$ 11,716</b>	<b>\$ 9,816</b>	<b>\$ 8,683</b>	<b>\$ 7,617</b>	<b>\$ 7,144</b>	<b>\$ 6,690</b>	<b>\$ 6,243</b>	<b>\$ 5,749</b>	<b>\$ 3,877</b>	<b>\$ 3,145</b>	<b>\$ 2,594</b>	<b>\$ 2,110</b>	

**Actual**  
**Estimate**

**NOTES:**

- (1) December FY16 beginning balance increased by \$37M to include FY15 carryover adjustments that were made after final closeout of the accounting system.
- (2) Pursuant to P.L. 114-113, Consolidated Appropriations Act, 2016, \$1,022 rescinded, \$24M transferred to DHS OIG.
- (3) Month-to-month projections for Base and Non-Cat activities (excluding DRS) are based on historical averages.
- (4) The projected end of year balance is not reduced by the \$1B reserve shown in previous reports. FEMA continuously monitors both current and projected DRF balances and if conditions warrant, will take steps to ensure a sufficient balance is kept in reserve for initial response to a no-notice or catastrophic event.

APPENDIX B: DRF Funding Activity (By Catastrophic Disaster)

Disaster Relief Fund Monthly Detailed Obligations FY 2016

(\$ in millions)

Event/DR	Cumulative Obligations Thru FY15 <sup>(1)</sup>	October	November	December	January	February	March	April	May	June	July	August	September	FY16 Total
		Actual	Actual	Actual	Actual	Actual	Actual	Actual	Estimated	Estimated	Estimated	Estimated	Estimated	
<b>Gustav</b>														
1786-LA	(1,597)	(2)	(3)	(2)	(6)	(2)	(2)	(7)	(6)	(7)	(5)	(4)	(1)	\$ (47)
1789-AL	(10)	-	-	-	-	-	-	-	-	-	-	-	-	-
1793-AR	(6)	-	-	-	-	-	-	-	-	-	-	-	-	-
1794-MS	(42)	-	-	-	-	-	-	-	-	-	-	-	-	-
1806-FL	(7)	-	-	-	-	-	-	-	-	-	-	-	-	-
Emergencies	(66)	-	-	-	-	-	-	-	-	-	-	-	-	-
	<b>(1,728)</b>	<b>(2)</b>	<b>(3)</b>	<b>(2)</b>	<b>(6)</b>	<b>(2)</b>	<b>(2)</b>	<b>(7)</b>	<b>(6)</b>	<b>(7)</b>	<b>(5)</b>	<b>(4)</b>	<b>(1)</b>	<b>(47)</b>
<b>Ike</b>														
1791-TX	(4,330)	(14)	(10)	(21)	(10)	(1)	(3)	(11)	(3)	-	(11)	(6)	(2)	(92)
1792-LA	(340)	-	(1)	-	(1)	(1)	(6)	(2)	(4)	-	-	-	(4)	(19)
1797-AL	(8)	-	-	-	-	-	-	-	-	-	-	-	-	-
1802-KY	(24)	-	-	-	-	-	-	-	-	-	-	-	-	-
1804-AR	(3)	-	-	-	-	-	-	-	-	-	-	-	-	-
1805-OH	(56)	-	-	-	-	-	-	-	-	-	-	-	-	-
Emergencies	(44)	-	-	-	-	-	-	-	-	-	-	-	-	-
	<b>(4,805)</b>	<b>(14)</b>	<b>(11)</b>	<b>(21)</b>	<b>(11)</b>	<b>(2)</b>	<b>(9)</b>	<b>(13)</b>	<b>(7)</b>	<b>-</b>	<b>(11)</b>	<b>(6)</b>	<b>(6)</b>	<b>(111)</b>
<b>Katrina Rita Wilma</b>														
1602-FL	(235)	(1)	-	-	-	-	-	1	-	-	-	-	-	-
1603-LA	(30,648)	(45)	(42)	(17)	(13)	(17)	(18)	(26)	(45)	(1,337)	(15)	(91)	(77)	(1,743)
1604-MS	(10,058)	(9)	(2)	-	(2)	-	(4)	(5)	(11)	(2)	(2)	(1)	(1)	(39)
1605-AL	(1,034)	-	-	-	-	-	-	-	-	-	-	-	-	-
1606-TX	(1,877)	-	-	-	-	-	-	-	-	-	-	-	-	-
1607-LA	(1,897)	(2)	-	-	(1)	(2)	(3)	(1)	-	(5)	(3)	-	(4)	(21)
1609-FL	(2,557)	(1)	(9)	-	-	-	(7)	-	-	(1)	(14)	(4)	-	(36)
Emergencies	(798)	-	-	-	-	-	-	-	-	-	-	-	-	-
	<b>(49,104)</b>	<b>(58)</b>	<b>(53)</b>	<b>(17)</b>	<b>(16)</b>	<b>(19)</b>	<b>(32)</b>	<b>(31)</b>	<b>(56)</b>	<b>(1,345)</b>	<b>(34)</b>	<b>(96)</b>	<b>(82)</b>	<b>(1,839)</b>
<b>Midwest Floods</b>														
1760-MO	(3)	-	-	-	-	-	-	-	-	-	-	-	-	-
1763-IA	(1,904)	-	-	(2)	(6)	(2)	(2)	(2)	-	(4)	(1)	(1)	(1)	(21)
1765-NE	(2)	-	-	-	-	-	-	-	-	-	-	-	-	-
1766-IN	(220)	-	-	-	-	-	-	-	-	-	-	-	-	-
1768-WI	(156)	-	-	-	-	-	-	-	-	-	-	-	-	-
1770-NE	(48)	-	-	-	-	-	-	-	-	-	-	-	-	-
1771-IL	(97)	-	-	-	-	-	-	-	-	-	-	-	-	-
1772-MN	(9)	-	-	-	-	-	-	-	-	-	-	-	-	-
1773-MO	(55)	-	-	-	-	-	-	-	-	-	-	-	-	-
1774-SD	(8)	-	-	-	-	-	-	-	-	-	-	-	-	-
1775-OK	(11)	-	-	-	-	-	-	-	-	-	-	-	-	-
1776-KS	(64)	-	-	-	-	-	-	-	-	-	-	-	-	-
1777-MI	(18)	-	-	-	-	-	-	-	-	-	-	-	-	-
	<b>(2,595)</b>	<b>-</b>	<b>-</b>	<b>(2)</b>	<b>(6)</b>	<b>(2)</b>	<b>(2)</b>	<b>(2)</b>	<b>-</b>	<b>(4)</b>	<b>(1)</b>	<b>(1)</b>	<b>(1)</b>	<b>(21)</b>

APPENDIX B: DRF Funding Activity (By Catastrophic Disaster)

Disaster Relief Fund Monthly Detailed Obligations FY 2016

(\$ in millions)

Event/DR	Cumulative Obligations Thru FY15 <sup>(1)</sup>	October	November	December	January	February	March	April	May	June	July	August	September	FY16 Total
		Actual	Actual	Actual	Actual	Actual	Actual	Actual	Estimated	Estimated	Estimated	Estimated	Estimated	
<b>TN Floods</b>														
1909-TN	(531)	-	-	-	-	(1)	(3)	(1)	-	(1)	(1)	(1)	(3)	(11)
	<b>(531)</b>	<b>-</b>	<b>-</b>	<b>-</b>	<b>-</b>	<b>(1)</b>	<b>(3)</b>	<b>(1)</b>	<b>-</b>	<b>(1)</b>	<b>(1)</b>	<b>(1)</b>	<b>(3)</b>	<b>(11)</b>
<b>2011 Spring Tornadoes</b>														
1971-AL	(708)	-	(1)	-	(3)	-	-	-	(1)	-	-	-	(1)	(6)
1972-MS	(68)	(1)	-	-	-	-	-	-	-	-	-	-	-	(1)
1973-GA	(44)	-	-	-	-	-	-	-	-	(1)	(1)	-	-	(2)
1974-TN	(92)	-	-	-	-	-	-	-	-	-	-	-	-	-
1975-AR	(104)	-	-	-	-	-	-	-	-	-	-	-	-	-
1976-KY	(60)	-	-	-	-	-	-	-	-	(2)	-	(1)	-	(3)
1980-MO	(530)	-	-	-	-	-	(1)	-	(1)	-	(1)	(1)	-	(4)
Emergencies	(1)	-	-	-	-	-	-	-	-	-	-	-	-	-
	<b>(1,607)</b>	<b>(1)</b>	<b>(1)</b>	<b>-</b>	<b>(3)</b>	<b>-</b>	<b>(1)</b>	<b>-</b>	<b>(2)</b>	<b>(3)</b>	<b>(2)</b>	<b>(2)</b>	<b>(1)</b>	<b>(16)</b>
<b>2011 Spring Floods</b>														
1981-ND	(621)	(4)	(4)	(5)	-	(1)	(2)	-	(4)	(1)	-	(1)	(5)	(27)
1982-MN	(28)	-	-	-	-	-	-	-	-	-	-	-	-	-
1983-MS	(37)	-	-	-	-	-	-	-	-	-	-	-	-	-
1984-SD	(81)	-	-	-	-	-	-	-	-	-	-	-	-	-
Emergencies	(38)	-	-	-	-	-	-	-	-	-	-	-	-	-
	<b>(805)</b>	<b>(4)</b>	<b>(4)</b>	<b>(5)</b>	<b>-</b>	<b>(1)</b>	<b>(2)</b>	<b>-</b>	<b>(4)</b>	<b>(1)</b>	<b>-</b>	<b>(1)</b>	<b>(5)</b>	<b>(27)</b>
<b>Irene</b>														
4017-PR	(137)	-	-	(1)	-	-	-	-	-	(1)	(1)	-	-	(3)
4019-NC	(195)	-	-	-	(1)	-	-	-	-	-	-	(1)	-	(2)
4020-NY	(876)	(2)	(3)	(4)	(2)	(2)	(3)	(2)	(8)	(6)	(2)	(8)	-	(42)
4021-NJ	(403)	-	(1)	(1)	(1)	(1)	(1)	(1)	-	(1)	(1)	-	(4)	(12)
4022-VT	(322)	(1)	-	(1)	-	-	-	-	(1)	(1)	(2)	(2)	-	(8)
4023-CT	(78)	-	-	-	-	-	-	-	-	-	-	-	-	-
4024-VA	(71)	-	-	-	-	(1)	-	-	-	-	-	-	(1)	(2)
4025-PA	(101)	-	-	-	-	-	-	-	-	-	-	-	(1)	(1)
4026-NH	(27)	-	-	-	-	-	-	(1)	-	-	-	-	-	(1)
4027-RI	(12)	-	-	-	-	-	-	-	-	-	-	-	-	-
4028-MA	(49)	(1)	-	-	-	-	-	-	-	-	-	-	-	(1)
4032-ME	(3)	-	-	-	-	-	-	-	-	-	-	-	-	-
4034-MD	(25)	-	-	-	-	-	-	-	-	-	-	-	-	-
4036-DC	(3)	-	-	-	-	-	-	-	-	-	-	-	-	-
4037-DE	(3)	-	-	-	-	-	-	-	-	-	-	-	-	-
Emergencies	(60)	-	-	-	-	-	-	-	-	-	-	-	-	-
	<b>(2,365)</b>	<b>(4)</b>	<b>(4)</b>	<b>(7)</b>	<b>(4)</b>	<b>(4)</b>	<b>(4)</b>	<b>(4)</b>	<b>(9)</b>	<b>(9)</b>	<b>(6)</b>	<b>(11)</b>	<b>(6)</b>	<b>(72)</b>

APPENDIX B: DRF Funding Activity (By Catastrophic Disaster)

Disaster Relief Fund Monthly Detailed Obligations FY 2016

(\$ in millions)

Event/DR	Cumulative Obligations Thru FY15 <sup>(1)</sup>	October	November	December	January	February	March	April	May	June	July	August	September	FY16 Total
		Actual	Actual	Actual	Actual	Actual	Actual	Actual	Estimated	Estimated	Estimated	Estimated	Estimated	
<b>Lee</b>														
4030-PA	(375)	-	-	-	-	(1)	(2)	-	-	-	-	-	(1)	(4)
4031-NY	(392)	-	(1)	(2)	(1)	(33)	(19)	-	-	(1)	-	-	(2)	(59)
4038-MD	(13)	-	-	-	-	-	-	-	-	-	-	-	-	-
4039-NJ	(6)	-	-	-	-	-	-	-	-	-	-	-	-	-
4041-LA	(7)	-	-	(1)	-	-	-	-	-	-	-	-	-	(1)
4045-VA	(8)	-	-	-	-	-	-	-	-	-	-	-	-	-
Emergencies	(2)	-	-	-	-	-	-	-	-	-	-	-	-	-
	<b>(803)</b>	<b>-</b>	<b>(1)</b>	<b>(3)</b>	<b>(1)</b>	<b>(34)</b>	<b>(21)</b>	<b>-</b>	<b>-</b>	<b>(1)</b>	<b>-</b>	<b>-</b>	<b>(3)</b>	<b>(64)</b>
<b>Isaac</b>														
4080-LA	(670)	-	(2)	(1)	(2)	(4)	(6)	(2)	(2)	(3)	(4)	-	(3)	(29)
4081-MS	(92)	-	(1)	-	-	-	-	-	-	(3)	(1)	-	-	(5)
4082-AL	(9)	-	-	-	-	-	-	-	-	-	-	(1)	-	(1)
4084-FL	(25)	-	(5)	-	-	-	-	-	-	(1)	-	-	-	(6)
Emergencies	(10)	-	-	-	-	-	-	-	-	-	-	-	-	-
	<b>(806)</b>	<b>-</b>	<b>(8)</b>	<b>(1)</b>	<b>(2)</b>	<b>(4)</b>	<b>(6)</b>	<b>(2)</b>	<b>(2)</b>	<b>(7)</b>	<b>(5)</b>	<b>(1)</b>	<b>(3)</b>	<b>(41)</b>
<b>Sandy</b>														
4085-NY	(12,467)	(266)	(1,550)	(776)	(57)	(260)	(45)	(130)	(87)	(143)	(272)	(120)	(92)	(3,798)
4086-NJ	(2,966)	(48)	(40)	(7)	(14)	(6)	(4)	(6)	(3)	(27)	(11)	(17)	(10)	(193)
4087-CT	(114)	(2)	(1)	(3)	(1)	-	-	(1)	-	-	(1)	(1)	-	(10)
4089-RI	(17)	(1)	(1)	-	-	-	-	-	-	-	-	-	-	(2)
4090-DE	(8)	-	-	-	-	-	-	-	-	-	-	-	-	-
4091-MD	(49)	-	-	-	-	-	-	-	-	-	-	-	-	-
4092-VA	(14)	-	-	-	-	-	-	-	-	-	-	-	-	-
4093-WV	(23)	-	-	-	-	-	-	-	-	-	-	-	-	-
4095-NH	(3)	-	-	-	-	-	-	-	-	-	-	-	-	-
4096-DC	(3)	-	-	-	-	-	-	-	-	-	-	-	-	-
4097-MA	(16)	-	-	-	-	-	-	-	-	(2)	-	-	-	(2)
4098-OH	(23)	-	(1)	-	-	-	-	-	-	(3)	-	-	-	(4)
4099-PA	(17)	-	-	-	-	-	-	-	-	-	-	-	-	-
Emergencies	(26)	-	-	-	-	-	-	-	-	-	-	-	-	-
	<b>(15,746)</b>	<b>(317)</b>	<b>(1,593)</b>	<b>(786)</b>	<b>(72)</b>	<b>(266)</b>	<b>(49)</b>	<b>(137)</b>	<b>(90)</b>	<b>(175)</b>	<b>(284)</b>	<b>(138)</b>	<b>(102)</b>	<b>(4,009)</b>
<b>2013 Colorado Flood</b>														
4145-CO	(588)	(10)	(1)	(2)	(4)	(1)	(4)	(1)	(2)	(3)	(2)	(26)	(3)	(59)
	<b>(588)</b>	<b>(10)</b>	<b>(1)</b>	<b>(2)</b>	<b>(4)</b>	<b>(1)</b>	<b>(4)</b>	<b>(1)</b>	<b>(2)</b>	<b>(3)</b>	<b>(2)</b>	<b>(26)</b>	<b>(3)</b>	<b>(59)</b>
<b>TOTAL</b>	<b>\$ (81,483)</b>	<b>\$ (410)</b>	<b>\$ (1,679)</b>	<b>\$ (846)</b>	<b>\$ (125)</b>	<b>\$ (336)</b>	<b>\$ (135)</b>	<b>\$ (198)</b>	<b>\$ (178)</b>	<b>\$ (1,556)</b>	<b>\$ (351)</b>	<b>\$ (287)</b>	<b>\$ (216)</b>	<b>\$ (6,317)</b>

NOTES:

(1) Adjusted for recoveries occurring in FY 2016 against prior year obligations.

**APPENDIX C: Hurricane Sandy (Actual Obligations by Program)**

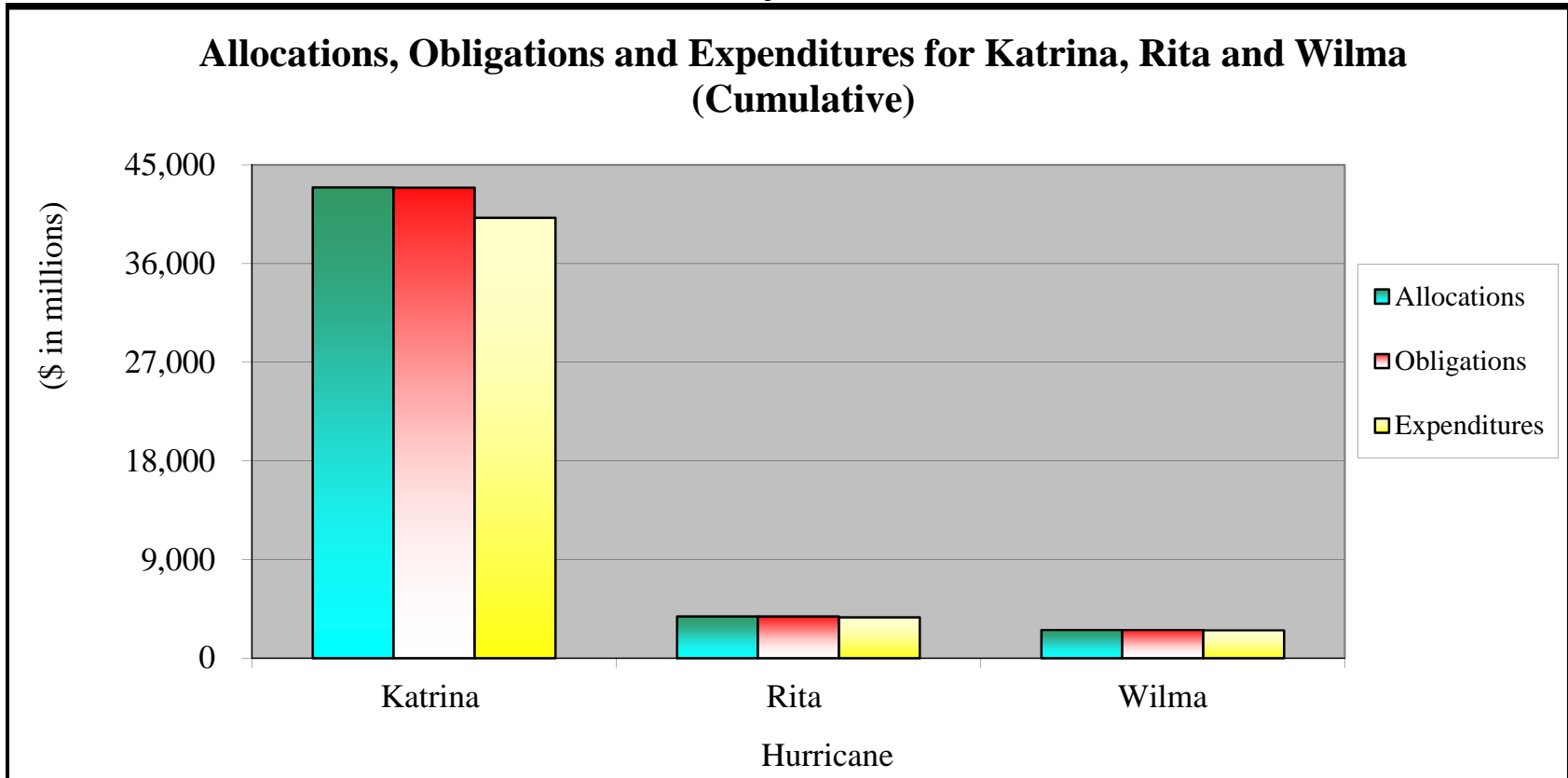
Hurricane Sandy FY 2016 Actuals/Estimates  
As of April 30, 2016  
(\$ in Millions)

<b>Category</b>	<b>Cumulative Obligations Thru 2015 <sup>(1)</sup></b>	<b>Actual 1st Qtr</b>	<b>Actual 2nd Qtr</b>	<b>Actual/Estimated 3rd Qtr</b>	<b>Estimated 4th Qtr</b>	<b>Fiscal Year 2016 Totals</b>	<b>Totals Thru FY16</b>
Public Assistance	\$ 11,683	\$ 2,623	\$ 339	\$ 284	\$ 395	\$ 3,641	\$ 15,324
Individual Assistance	1,633	-	-	-	-	-	1,633
Mitigation	794	38	34	93	117	282	1,076
Operations	324	34	14	25	12	85	409
Administrative	1,312	1	-	-	-	1	1,313
<b>Total</b>	<b>\$ 15,746</b>	<b>\$ 2,696</b>	<b>\$ 387</b>	<b>\$ 402</b>	<b>\$ 524</b>	<b>\$ 4,009</b>	<b>\$ 19,755</b>

(1) Adjusted for recoveries occurring in FY 2016 against prior year obligations.

**APPENDIX D: ALLOCATIONS, OBLIGATIONS AND EXPENDITURES**

As of April 30, 2016

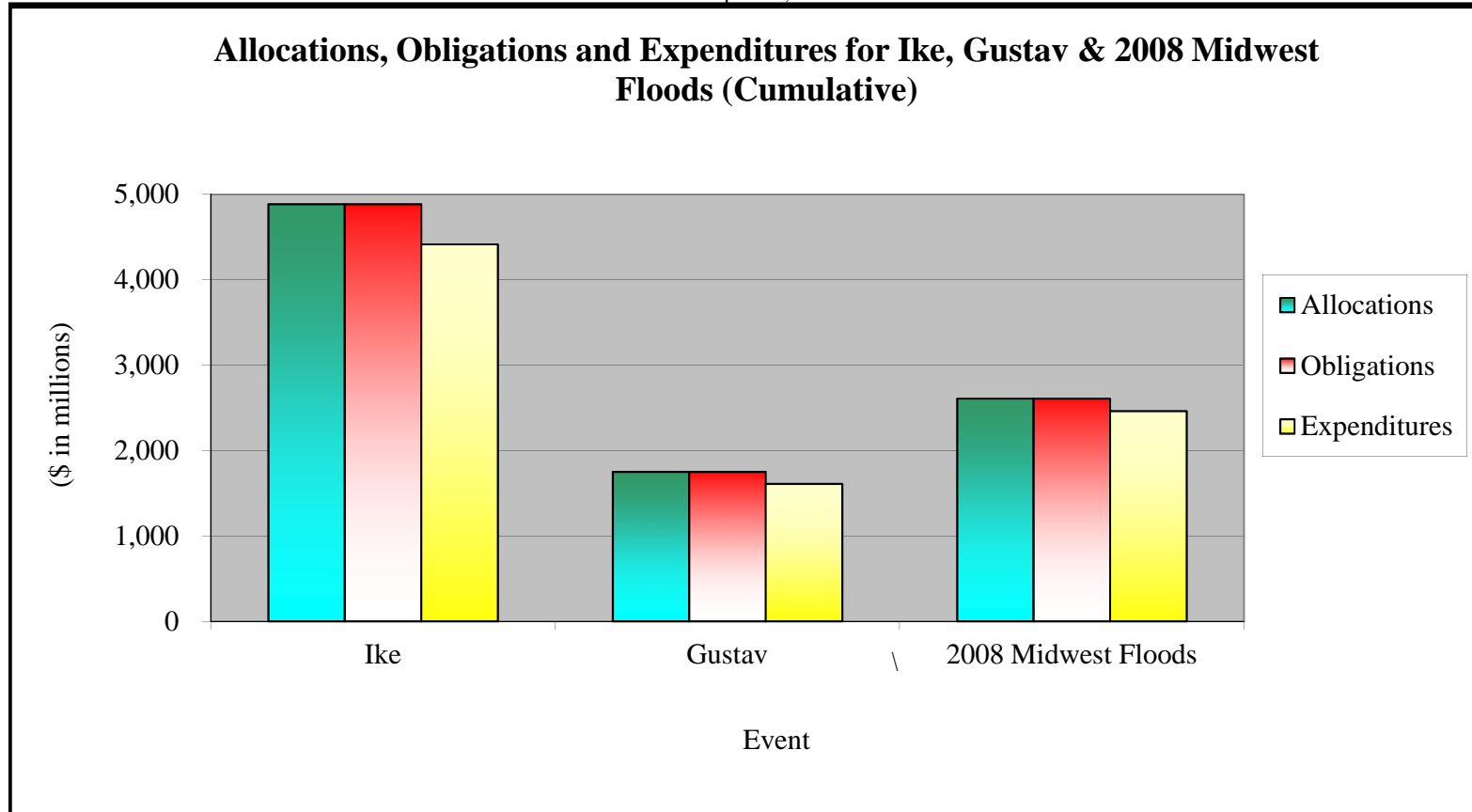


	<b>Katrina</b>	<b>Rita</b>	<b>Wilma</b>	<b>Total</b>
<b>Allocations</b>	\$ 42,959	\$ 3,816	\$ 2,575	\$ 49,350
<b>Obligations</b>	42,939	3,816	2,575	49,330
<b>Expenditures</b>	\$ 40,194	\$ 3,731	\$ 2,547	\$ 46,472

Source of financial information is the Integrated Financial Information Management System (IFMIS).  
 Total obligations include prior-year de-obligations.

**APPENDIX D: ALLOCATIONS, OBLIGATIONS AND EXPENDITURES**

As of April 30, 2016

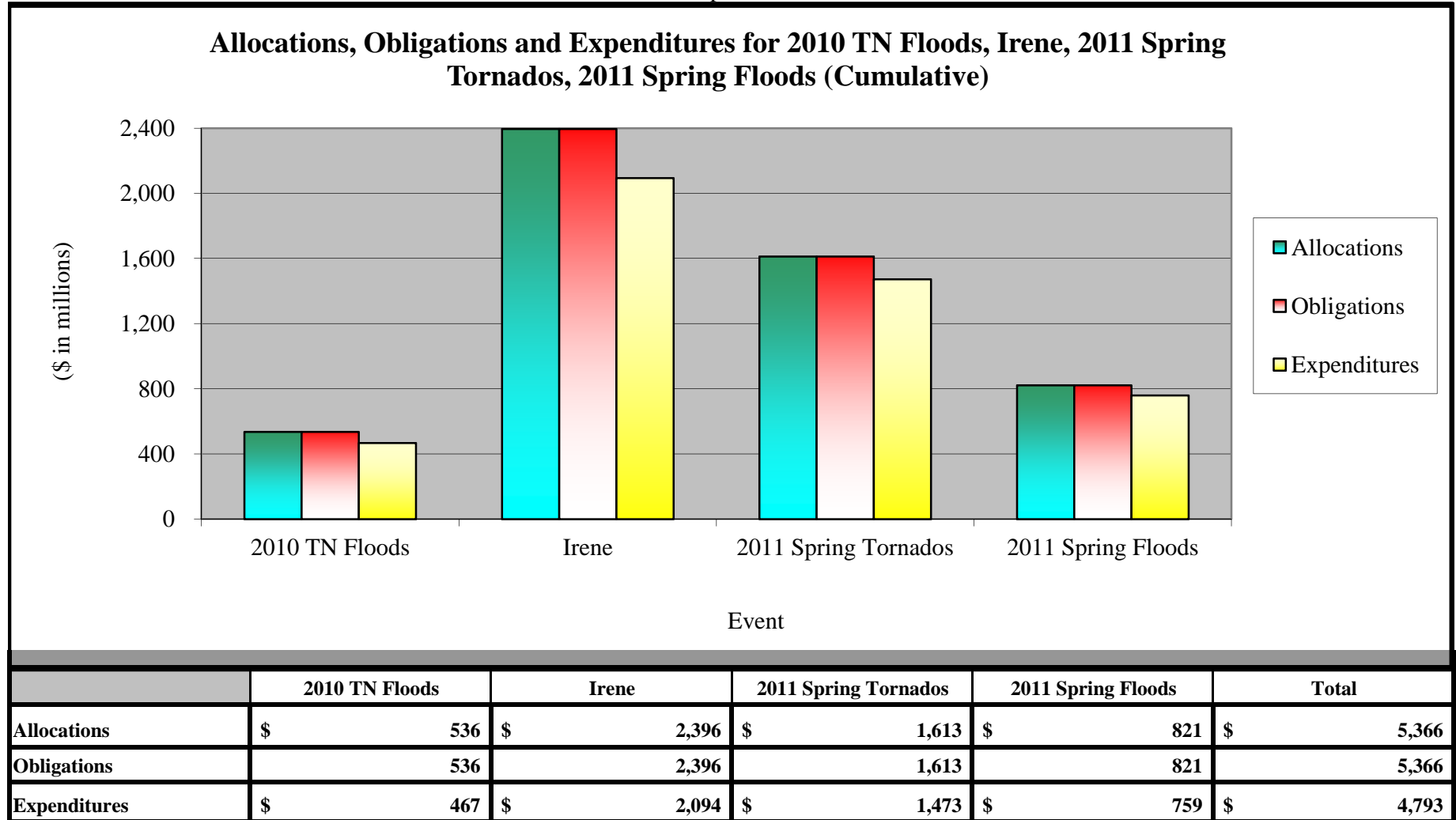


	Ike	Gustav	2008 Midwest Floods	Total
<b>Allocations</b>	\$ 4,886	\$ 1,752	\$ 2,609	\$ 9,247
<b>Obligations</b>	4,886	1,752	2,609	9,247
<b>Expenditures</b>	\$ 4,416	\$ 1,610	\$ 2,462	\$ 8,488

Source of financial information is the Integrated Financial Information Management System (IFMIS).  
Total obligations include prior-year de-obligations.

**APPENDIX D: ALLOCATIONS, OBLIGATIONS AND EXPENDITURES**

As of April 30, 2016



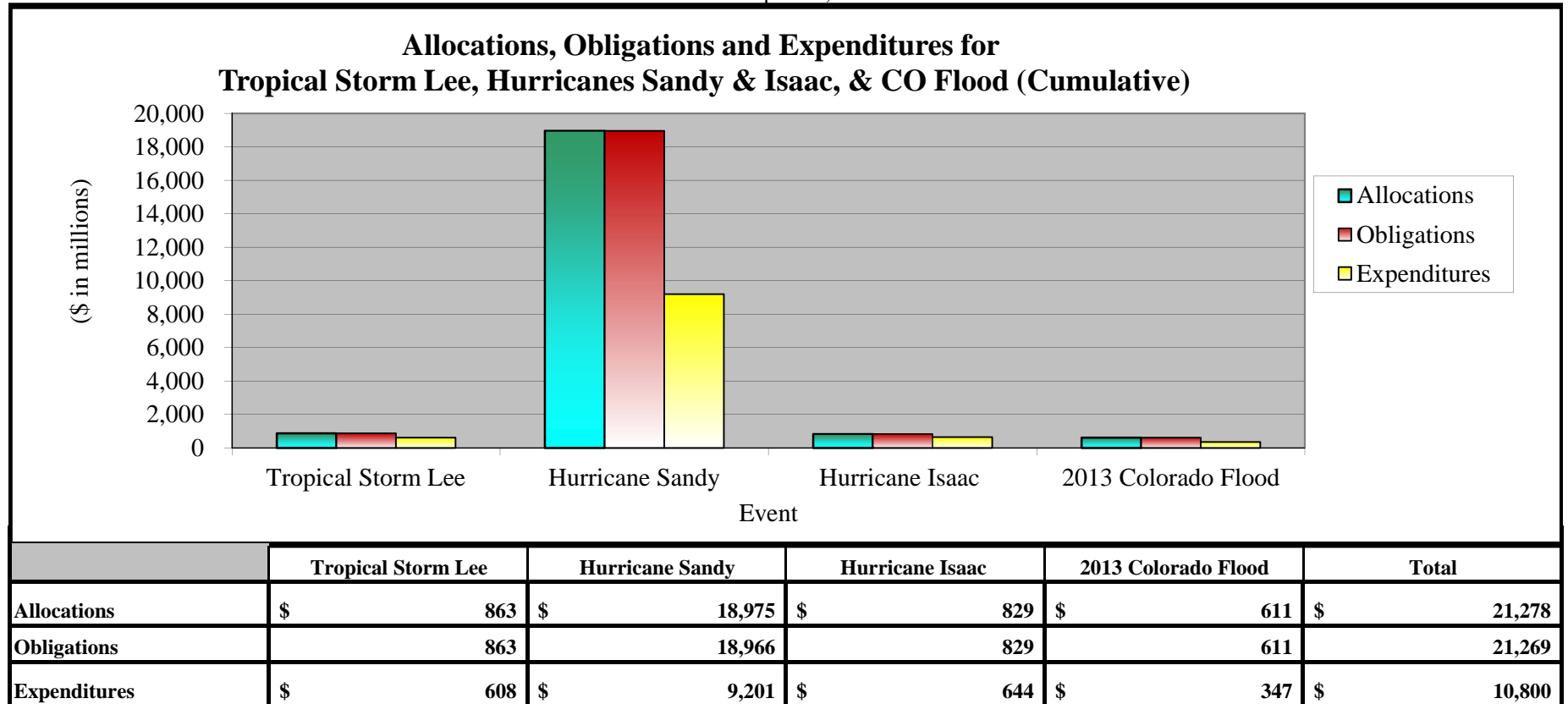
Source of financial information is the Integrated Financial Information Management System (IFMIS).

Total obligations include prior-year de-obligations.



**APPENDIX D: ALLOCATIONS, OBLIGATIONS AND EXPENDITURES**

As of April 30, 2016

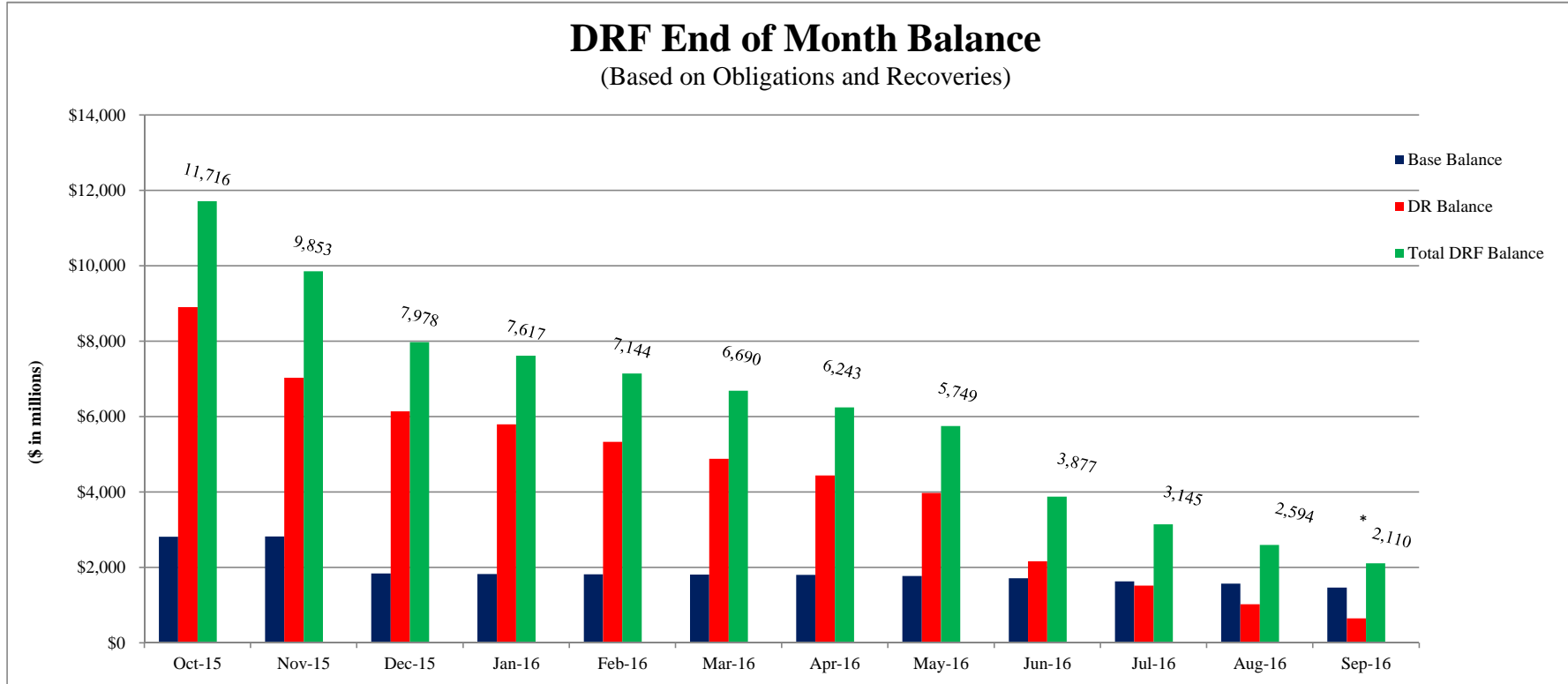


Source of financial information is the Integrated Financial Information Management System (IFMIS).

Total obligations include prior-year de-obligations.

## APPENDIX E: Fund Exhaustion Date

As of April 30, 2016



\* The projected end of year balance is not reduced by the \$1B reserve shown in previous reports. FEMA continuously monitors both current and projected DRF balances and if conditions warrant will take steps to ensure a sufficient balance is kept in reserve for initial response to a no-notice or catastrophic event.

(1) Includes FY 2016 funding for the following major disaster events:

- Hurricanes Katrina/Rita/Wilma
- Hurricane Gustav
- Hurricane Ike
- Midwest Flooding
- 2010 TN Flooding
- 2011 Spring Tornadoes
- 2011 Spring Floods
- Hurricane Irene
- Tropical Storm Lee
- Hurricane Isaac
- Hurricane Sandy
- 2013 Colorado Flood

(2) Month-to-month projections for Base and Non-Cat activities (excluding DRS) are based on historical averages.

(3) Estimates based on May 2016 FEMA Spend Plans.

APPENDIX F: FY 2016 DRF Bridge Table

FY 2016 DRF Bridge Table

Event	FY 2016 Estimated Total Obligations (\$ in millions)						Changes from Baseline	Month-to-Month Change
	Baseline*	Current Month as of Apr-16	Previous Month as of Mar-16	Change from Baseline	Change from Prior Month	Cause/Reason	Cause/Reason	
<b>DRF Base Activities</b>								
<b>Emergencies</b>	\$ 218	\$ 218	\$ 218	\$ -	\$ -	No adjustments at this time.	No adjustments at this time.	
<b>Fire Management</b>	130	130	130	-	-	No adjustments at this time.	No adjustments at this time.	
<b>Surge</b>	70	70	70	-	-	No adjustments at this time.	No adjustments at this time.	
<b>Disaster Support &amp; Other Activities Total</b>	414	414	414	-	-	No adjustments at this time.	No adjustments at this time.	
<b>DRS</b>	342	342	342	-	-			
<b>Other Activities</b>	72	72	72	-	-			
<b>Base Sub-Total</b>	<u>832</u>	<u>832</u>	<u>832</u>	<u>-</u>	<u>-</u>			
<b>DRF DR Activities</b>								
<b>Average Monthly Major DR Activity (Non-Cat.)</b>	2,559	3,136	2,559	577	577	Increase in obligations and projections due to recent declaration activity, primarily flooding.	Increase in obligations and projections due to recent declaration activity, primarily flooding.	
<b>Gustav</b>	27	47	47	20	-	Activity in 1786 LA: Public Assistance: \$17M increase primarily for statewide closeout version requests and insurance adjustments. Hazard Mitigation: \$5M net increase primarily due to accelerated safe room projects and cost overruns. Other Activity: (\$2M).	No adjustments at this time.	
<b>Ike</b>	106	111	107	5	4	Public Assistance: \$4M net increase primarily due to Galveston project closeout costs and project versions in 1791 TX; (\$11M) decrease due to an unrealized appeal in 1791 TX; \$3M increase primarily for a Cameron School Board Project in 1792 LA. Hazard Mitigation: \$2M net increase primarily due to generator and drainage projects in 1792 LA; \$5M net increase primarily due safe room projects in 1791 TX. Administration: \$1M increase for a technical assistance contract in 1791 TX. Other Activity: \$1M.	Public Assistance: (\$10M) decrease for Galveston County Geo-tubes alternate project delays in 1791 TX; \$2M increase for Cameron School Board project in 1792 LA. Hazard Mitigation: \$11M increase for safe room project submissions and cost overruns in 1791 TX. Administration: \$1M increase for a technical assistance contract in 1791 TX.	
<b>Katrina Rita Wilma</b>	653	1,839	1,875	1,186	(36)	Public Assistance: \$1,225M net increase primarily due to 428 PAAP capped grants associated with the City of New Orleans roads and bridges and the Sewage and Water Board projects in 1603 LA; \$15M net increase primarily due to an appeal and cost overruns in 1609 FL; (\$4M) decrease due to insurance and closeout cost reductions in 1607 LA; \$6M net increase for project costs and appeals in 1604 MS. Hazard Mitigation: (\$43M) net decrease primarily due to phased project delays in 1603 LA; (\$16M) decrease for delayed safe room projects in 1604 MS. Administration: \$2M increase for a technical assistance contract in 1603 LA. Other Activity: \$1M.	Public Assistance: \$10M increase for City of Ft. Lauderdale second appeal determination in 1609 FL; (\$1M) decrease for an appeal in 1604 MS. Hazard Mitigation: (\$48M) decrease due to FY17 phased funding for Orleans Parish drainage projects as well as an extension for a Orleans Sewage and Water Board project in 1603 LA. Administration: \$2M increase for a technical assistance contract in 1603 LA. Other Activity: \$1M.	
<b>Midwest Floods</b>	25	21	21	(4)	-	Activity in 1763 IA: Public Assistance: \$2M net increase for scope adjustments for the University of Iowa; \$2M increase for City of Cedar Rapids closeout costs. Hazard Mitigation: (\$9M) decrease for unrealized program costs and cost overruns. Administration: \$2M increase for salaries and benefits. Other Activity: (\$1M).	No adjustments at this time.	
<b>TN Floods</b>	10	11	11	1	-	Activity in 1909 TN: Hazard Mitigation: \$1M increase for cost overruns.	No adjustments at this time.	
<b>2011 Spring Tornadoes</b>	13	16	16	3	-	Public Assistance: \$3M increase primarily due to insurance adjustments in 1971 AL. Hazard Mitigations: \$1M increase for an acquisition project in 1973 GA. Other activity: (\$1M).	No adjustments at this time.	

APPENDIX F: FY 2016 DRF Bridge Table

FY 2016 DRF Bridge Table

Event	FY 2016 Estimated Total Obligations (\$ in millions)						Changes from Baseline	
	Baseline*	Current Month as of Apr-16	Previous Month as of Mar-16	Change from Baseline	Change from Prior Month	Cause/Reason	Month-to-Month Change Cause/Reason	
<b>2011 Spring Floods</b>	20	27	27	7	-	Activity in 1981 ND: Hazard Mitigation: \$6M increase for an accelerated SFM project. This same project was de-obligated, which was processed as a recovery. When the project was re-obligated after going through the LPN process, it caused an additional increase to the FY. Other Activity: \$1M.	No adjustments at this time.	
<b>Irene</b>	73	72	72	(1)	-	Public Assistance: (\$20M) net decrease primarily due to delayed state management costs in 4020 NY; (\$1M) net decrease for delayed and unrealized closeout costs in 4021 NJ. Hazard Mitigation: \$2M increase for appeals in 4022 VT; \$15M increase for acquisitions in 4020 NY. Administration: \$1M increase for salaries and benefits in 4020 NY. Other Activity: \$2M.	No adjustments at this time.	
<b>Lee</b>	44	64	64	20	-	Public Assistance: \$10M net increase due to a 428 PAAP capped grant for the Owego Apalachin School District, \$19M increase for scope changes for Binghamton School District, (\$11M) net decrease due to delayed appeals and state management costs in 4031 NY. Other Activity: \$2M.	No adjustments at this time.	
<b>Isaac</b>	42	41	41	(1)	-	Public Assistance: \$6M net increase primarily due to scope alignments in 4080 LA; \$2M net increase for a Memorial Hospital project in 4081 MS. Hazard Mitigation: (\$8M) net decrease due to environmental delays as well as removed HM Pilot Program projects that will not be funded in 4080 LA. Other Activity: (\$1M).	No adjustments at this time.	
<b>Sandy</b>	4,358	4,009	4,114	(349)	(105)	Public Assistance: (\$182M) net decrease primarily due to delayed projects for NYC Department of Parks and Recreation and Direct Administrative Costs in 4085 NY; (\$45M) net decrease primarily due to delays for environmental and appeal reviews in 4086 NJ; (\$3M) net decrease due project cost reductions and delays in 4087 CT and 4097 MA; \$3M increase for project costs in 4098 OH. Hazard Mitigation: (\$26M) net decrease primarily due to project delays for the NJ Department of Environmental Protection in 4086 NJ; (\$60M) net decrease primarily due to delayed Phase II reviews for Breezy Point Risk Mitigation Systems in 4085 NY. Administration: (\$34M) decrease in technical assistance contracts and personnel costs in 4085 NY and 4086 NJ. Other Activity: (\$2M).	Public Assistance: (\$22M) net decrease primarily due to environmental delays for Jersey City Medical Center caused by increased reviews for mitigation designs in 4086 NJ; (\$4M) net decrease primarily due to project cost decreases and delays in 4085 NY; \$1M increase in 4087 CT. Hazard Mitigation: (\$67M) net decrease primarily due to delayed Phase II reviews for Breezy Point Risk Mitigation Systems in 4085 NY; (\$2M) net decrease primarily due to a withdrawn project in 4086 NJ. Administration: (\$12M) decrease in technical assistance contracts in 4085 NY. Other Activity: \$1M.	
<b>2013 Colorado Flood</b>	58	59	59	1	-	Activity in 4145 CO: Hazard Mitigation: \$1M increase for replacement projects.	No adjustments at this time.	
<b>DR Sub-Total</b>	<u>7,988</u>	<u>9,453</u>	<u># 9,013</u>	<u>1,465</u>	<u>440</u>			

\*Based on October 2015 Spend Plans.