



Disaster Relief Fund: Monthly Report

Through October 31, 2014

November 5, 2014

Fiscal Year 2015 Report to Congress



Homeland
Security

Foreword from the Administrator

November 5, 2014

I am pleased to present the following, “Disaster Relief Fund: Monthly Report,” which has been prepared by the Federal Emergency Management Agency (FEMA).

In response to language set forth in the *Fiscal Year (FY) 2015 Continuing Resolution* (P.L. 113-164), which continues the terms and reporting requirements of *FY 2014 DHS Appropriations Act* (P.L. 113-76), the report provides details on funding activities for the Disaster Relief Fund through October 31, 2014.

Pursuant to congressional requirements, this report is being provided to the following Members of Congress:

The Honorable John R. Carter
Chairman, House Appropriations Subcommittee on Homeland Security

The Honorable David E. Price
Ranking Member, House Appropriations Subcommittee on Homeland Security

The Honorable Mary L. Landrieu
Chairman, Senate Appropriations Subcommittee on Homeland Security

The Honorable Daniel Coats
Ranking Member, Senate Appropriations Subcommittee on Homeland Security

Inquiries relating to this report may be directed to me at (202) 646-3900 or to the Department’s Chief Financial Officer, Chip Fulghum, at (202) 447-5751.

Sincerely,



W. Craig Fugate
Administrator
Federal Emergency Management Agency





Disaster Relief Fund: Monthly Report Through October 31, 2014

Table of Contents

I.	Legislative Language	2
II.	Background	3
	Appendix A: Appropriations Summary.....	4
	Appendix B: DRF Funding Activity.....	5
	Appendix C: Hurricane Sandy FY 2015 Estimates	11
	Appendix D: Allocations, Obligations, & Expenditures.....	12
	Appendix E: Estimate of Fund Exhaustion Date.....	16
	Appendix F: DRF Cost Estimation Bridge Table.....	17

I. Legislative Language

This document has been compiled pursuant to language set forth in the *FY 2015 Continuing Resolution* (P.L. 113-164), which continues the terms and reporting requirements of *FY 2014 DHS Appropriations Act* (P.L. 113-76). The language in P.L. 113-76 states:

Provided further, That the Administrator of the Federal Emergency Management Agency shall submit to the Committees on Appropriations of the Senate and the House of Representatives the following reports, including a specific description of the methodology and the source data used in developing such reports:

(2) an estimate or actual amounts, if available, of the following for the current fiscal year shall be submitted not later than the fifth day of each month, and shall be published by the Administrator on the Agency's Web site not later than the fifth day of each month:

(A) a summary of the amount of appropriations made available by source, the transfers executed, the previously allocated funds recovered, and the commitments, allocations, and obligations made;

(B) a table of disaster relief activity delineated by month, including—
(i) the beginning and ending balances;

(ii) the total obligations to include amounts obligated for fire assistance, emergencies, surge, and disaster support activities;

(iii) the obligations for catastrophic events delineated by event and by State; and

(iv) the amount of previously obligated funds that are recovered;

(C) a summary of allocations, obligations, and expenditures for catastrophic events delineated by event;

(D) in addition, for a disaster declaration related to Hurricane Sandy, the cost of the following categories of spending: public assistance, individual assistance, mitigation, administrative, operations, and any other relevant category (including emergency measures and disaster resources); and

(E) the date on which funds appropriated will be exhausted.

This report covers activities through October 31, 2014.

II. Background

Public Law 113-76 requires that the FEMA Administrator provide a report by the fifth day of each month on the Disaster Relief Fund (DRF) which includes a funding summary, a table delineating the DRF funding activities each month by state and event, a summary of the funding for the catastrophic events, and an estimate of the date on which the funds will be exhausted.

Consequently, the following report elements are included herein:

1. Appendix A is an appropriations summary that includes a synopsis of the amount of appropriations made available by source, the transfers executed, the previously allocated funds recovered, and the commitments, allocations, and obligations.
2. Details on the DRF funding activities delineated by month are presented in Appendix B.
3. Hurricane Sandy FY 2015 estimates by spending categories, per P.L. 113-2, as presented in Appendix C.
4. Funding summaries for the current active catastrophic events including the allocations, obligations, and expenditures are contained in Appendix D.
5. An estimate of the fund exhaustion date, or end of fiscal year balance, is provided in Appendix E.
6. A bridge table which provides explanation for the monthly and baseline change for all activities to include details for catastrophic events is provided in Appendix F.

APPENDIX A: DRF Appropriations Summary

Department of Homeland Security - Federal Emergency Management Agency
 Disaster Relief Fund Congressional Monthly Report
 FY 2015 Activity
 Through 10/31/2014

Dollars in Millions

	Major Declarations	Base	Total	Change Since Last Report ⁽²⁾
FY 2015 Appropriation/CR⁽¹⁾	\$ 5,626	\$ 595	\$ 6,221	
Prior Years Deobligations (Recoveries)	80	39	119	
Prior Years Carryover	4,968	2,010	6,978	
FY 2015 Authority Available⁽³⁾	<u>10,674</u>	<u>2,644</u>	<u>13,318</u>	
Less: Total Obligations	<u>584</u>	<u>13</u>	<u>597</u>	
Unobligated Balance	<u>10,090</u>	<u>2,631</u>	<u>12,721</u>	
Less: Unobligated Commitments	<u>12</u>	<u>11</u>	<u>23</u>	
Unobligated/Uncommitted Balance	<u>10,078</u>	<u>2,620</u>	<u>12,698</u>	
Less: Allocations not Obligated/Committed	<u>20</u>	<u>46</u>	<u>66</u>	
Authority Available - Unallocated	<u><u>\$ 10,058</u></u>	<u><u>\$ 2,574</u></u>	<u><u>\$ 12,632</u></u>	

NOTES:

(1) Pursuant to Sec. 110 of P.L. 113-164, OMB apportioned funding at a rate of operations equal to 19.73%, which has been made available for use thru 12-11-2014 (\$1,163M).

(2) No changes reflected. This is the first Congressional Report for FY 2015.

(3) Transfer authority into the Base is capped at 10% of Base Appropriation.

Source of financial information is the Integrated Financial Management Information System (IFMIS)

APPENDIX B: DRF Funding Activity (Summary)

Disaster Relief Fund Monthly Obligations FY2015
Appropriation Funding, Catastrophic and Non-Catastrophic Spending, and Recoveries
(\$ in millions)
Through 10/31/2014

	<u>Oct-14</u>	<u>Nov-14</u>	<u>Dec-14</u>	<u>Jan-15</u>	<u>Feb-15</u>	<u>Mar-15</u>	<u>Apr-15</u>	<u>May-15</u>	<u>Jun-15</u>	<u>Jul-15</u>	<u>Aug-15</u>	<u>Sep-15</u>	<u>Total</u>
Beginning of Month DRF Balance	\$ 6,978	\$ 12,721	\$ 12,721	\$ 12,721	\$ 12,721	\$ 12,721	\$ 12,721	\$ 12,721	\$ 12,721	\$ 12,721	\$ 12,721	\$ 12,721	
FY 2015 Appropriation/CR⁽¹⁾	6,221												
Emergencies	-												-
Fire Management	(9)												(9)
Surge	(2)												(2)
Disaster Support Activities:	(2)												(2)
Total Base Funding	(13)	-	-	-	-	-	-	-	-	-	-	-	(13)
Non Catastrophic DR Obligations	(298)												(298)
Catastrophic DR Obligations	(286)												(286)
Total Disaster (DR) Funding	(584)	-	-	-	-	-	-	-	-	-	-	-	(584)
Total DRF Obligations	(597)	-	-	-	-	-	-	-	-	-	-	-	(597)
Reserve for No-Notice Event												(1,000)	
Recoveries of Previous Years De-Obligations	119	-	-	-	-	-	-	-	-	-	-	-	119
End of Month Balance (Including Recoveries)	\$ 12,721	\$ 12,721	\$ 12,721	\$ 12,721	\$ 12,721	\$ 12,721	\$ 12,721	\$ 12,721	\$ 12,721	\$ 12,721	\$ 12,721	\$ 11,721	

(1) Pursuant to Sec. 110 of P.L. 113-164, OMB apportioned funding at a rate of operations equal to 19.73%, which has been made available for use thru 12-11-2014 (\$1,163M).

APPENDIX B: DRF Funding Activity (Details)

**Disaster Relief Fund Estimated Monthly Obligations FY2015
DRF Monthly Spend Plan (FY 2015)
(\$ in millions)
Through 10/31/2014**

	<u>Oct-14</u>	<u>Nov-14</u>	<u>Dec-14</u>	<u>Jan-15</u>	<u>Feb-15</u>	<u>Mar-15</u>	<u>Apr-15</u>	<u>May-15</u>	<u>Jun-15</u>	<u>Jul-15</u>	<u>Aug-15</u>	<u>Sep-15</u>	<u>Total</u>	
Beginning of Month DRF Balance ⁽¹⁾	\$ 6,978	\$ 12,721	\$ 11,637	\$ 10,864	\$ 9,972	\$ 8,872	\$ 8,077	\$ 7,234	\$ 6,431	\$ 5,616	\$ 4,931	\$ 4,390		
FY 2015 Appropriation/CR ⁽²⁾	6,221													
Total Available Beginning of Month	13,199	12,721	11,637	10,864	9,972	8,872	8,077	7,234	6,431	5,616	4,931	4,390		
Major Declarations	10,594	10,090	9,069	8,359	7,530	6,492	5,759	4,978	4,237	3,484	2,862	2,383		
Base	2,605	2,631	2,568	2,505	2,442	2,380	2,318	2,256	2,194	2,132	2,069	2,007		
DRF Base Activities ⁽³⁾														
Emergencies														
Monthly Actual/Estimated Obligations	-	(21)	(21)	(21)	(21)	(21)	(21)	(21)	(21)	(22)	(22)	(22)	(22)	(235)
Fire Management														
Monthly Actual/Estimated Obligations	(9)	(7)	(7)	(7)	(7)	(7)	(7)	(7)	(7)	(6)	(6)	(6)	(6)	(82)
Surge														
Monthly Actual/Estimated Obligations	(2)	(7)	(7)	(7)	(7)	(7)	(7)	(7)	(7)	(7)	(8)	(8)	(8)	(82)
Disaster Support & Other Activities														
Monthly Actual/Estimated Obligations	(2)	(47)	(47)	(47)	(46)	(46)	(46)	(46)	(46)	(46)	(46)	(46)	(46)	(511)
Estimated/Actual Base Obligations ⁽³⁾	(13)	(82)	(82)	(82)	(81)	(81)	(81)	(81)	(81)	(82)	(82)	(82)	(82)	(910)
DRF DR Activities														
Average Monthly Major DR Activity (Non-Cat.)														
Monthly Actual/Estimated Obligations	(298)	(245)	(245)	(245)	(245)	(245)	(245)	(244)	(244)	(245)	(245)	(245)	(245)	(2,991)
Gustav														
Initial FY 15 Spend Plan	(4)	-	(1)	(10)	(4)	(2)	(4)	(1)	(4)	(1)	(1)	(1)	(1)	(33)
Monthly Actual/Estimated Obligations	(4)	(2)	(1)	(10)	(4)	(2)	(3)	(3)	(4)	(1)	(1)	-	(35)	
Ike														
Initial FY 15 Spend Plan	(7)	(19)	(2)	(6)	(22)	(16)	(6)	-	(7)	(4)	-	(4)	(93)	
Monthly Actual/Estimated Obligations	(7)	(2)	(17)	(7)	(21)	(16)	(6)	(5)	(7)	(4)	-	(4)	(96)	
Katrina Rita Wilma														
Initial FY 15 Spend Plan	(30)	(30)	(46)	(48)	(48)	(32)	(47)	(35)	(64)	(44)	(25)	(25)	(474)	
Monthly Actual/Estimated Obligations	(21)	(33)	(44)	(83)	(59)	(33)	(48)	(23)	(40)	(43)	(23)	(24)	(474)	
Midwest Floods														
Initial FY 15 Spend Plan	-	-	(1)	(2)	(3)	(2)	-	(5)	-	-	-	(2)	(15)	
Monthly Actual/Estimated Obligations	-	-	(2)	(3)	-	(2)	-	(5)	-	-	-	(2)	(14)	
TN Floods														
Initial FY 15 Spend Plan	(5)	(1)	-	(2)	(2)	(2)	(3)	(1)	(2)	(2)	(2)	(2)	(24)	
Monthly Actual/Estimated Obligations	(4)	(1)	(2)	(2)	(2)	(2)	(3)	(1)	(2)	(2)	(2)	(3)	(26)	
2011 Spring Tornadoes														
Initial FY 15 Spend Plan	(2)	(1)	(10)	(2)	(9)	-	-	-	(1)	(1)	(1)	(1)	(28)	
Monthly Actual/Estimated Obligations	(1)	(6)	(9)	(2)	(3)	-	(5)	-	(1)	(1)	(1)	-	(29)	

APPENDIX B: DRF Funding Activity (Details)

**Disaster Relief Fund Estimated Monthly Obligations FY2015
DRF Monthly Spend Plan (FY 2015)
(\$ in millions)
Through 10/31/2014**

	<u>Oct-14</u>	<u>Nov-14</u>	<u>Dec-14</u>	<u>Jan-15</u>	<u>Feb-15</u>	<u>Mar-15</u>	<u>Apr-15</u>	<u>May-15</u>	<u>Jun-15</u>	<u>Jul-15</u>	<u>Aug-15</u>	<u>Sep-15</u>	<u>Total</u>
2011 Spring Floods													
Initial FY 15 Spend Plan	(1)	-	-	(3)	(3)	-	(8)	-	(2)	(8)	-	(2)	(27)
Monthly Actual/Estimated Obligations	-	(1)	-	(2)	(3)	-	(8)	-	(2)	(8)	-	(3)	(27)
Irene													
Initial FY 15 Spend Plan	(4)	(9)	(8)	(10)	(5)	(9)	(14)	(16)	(4)	(3)	-	(1)	(83)
Monthly Actual/Estimated Obligations	(4)	(4)	(10)	(10)	(7)	(10)	(14)	(16)	(4)	(3)	-	(3)	(85)
Lee													
Initial FY 15 Spend Plan	(22)	(1)	(2)	(13)	(6)	(5)	(14)	(2)	-	-	(9)	-	(74)
Monthly Actual/Estimated Obligations	(23)	(1)	(1)	(13)	(6)	(4)	(14)	(2)	-	-	(8)	-	(72)
Isaac													
Initial FY 15 Spend Plan	(16)	(7)	(14)	(3)	(3)	(5)	(3)	(7)	(2)	(2)	(4)	(5)	(71)
Monthly Actual/Estimated Obligations	(17)	(4)	(13)	(7)	(4)	(6)	(4)	(6)	(3)	(3)	(4)	(5)	(76)
Sandy													
Initial FY 15 Spend Plan	(206)	(632)	(307)	(430)	(671)	(416)	(460)	(506)	(486)	(372)	(358)	(226)	(5,070)
Monthly Actual/Estimated Obligations	(201)	(747)	(396)	(468)	(722)	(450)	(463)	(473)	(484)	(345)	(234)	(191)	(5,174)
2013 Colorado Flooding													
Initial FY 15 Spend Plan	(5)	(20)	(6)	(1)	-	(1)	(5)	(1)	-	(5)	-	-	(44)
Monthly Actual/Estimated Obligations	(4)	(13)	(8)	(15)	-	(1)	(6)	(1)	-	(5)	-	-	(53)
Total DR Obligations	(584)	(1,059)	(748)	(867)	(1,076)	(771)	(819)	(779)	(791)	(660)	(518)	(480)	(9,152)
<hr/>													
Estimated Monthly Recoveries	119	57	57	57	57	57	57	57	57	57	59	59	750
Major declarations	80												80
Base	39												39
Reserve for No-Notice Event													(1,000)
Estimated DRF Available at End of Month (Including Recoveries)	12,721	11,637	10,864	9,972	8,872	8,077	7,234	6,431	5,616	4,931	4,390	2,887	
Actual recoveries cumulative to date	\$ 119	\$ 176	\$ 233	\$ 290	\$ 347	\$ 404	\$ 461	\$ 518	\$ 575	\$ 632	\$ 691	\$ 750	
Actual Estimate													

NOTES:

- (1) FEMA plans to reassess all spend plans at least quarterly and will update estimates and obligations based on new data.
- (2) Pursuant to Sec. 110 of P.L. 113-164, OMB apportioned funding at a rate of operations equal to 19.73%, which has been made available for use thru 12-11-2014 (\$1,163M).
- (3) Month-to-month projections for Base activities (excluding DRS) are based on historical averages.

APPENDIX B: DRF Funding Activity (By Catastrophic Disaster)

Disaster Relief Fund Estimated Monthly Detailed Obligations FY 2015

(\$ in millions)

Event/DR	Cumulative Obligations Thru													FY 15 Total
	FY14	October Actual	November Estimated	December Estimated	January Estimated	February Estimated	March Estimated	April Estimated	May Estimated	June Estimated	July Estimated	August Estimated	September Estimated	
Gustav														
1786-LA	(1,571)	\$ (4)	\$ (2)	\$ (1)	\$ (10)	\$ (4)	\$ (2)	\$ (3)	\$ (3)	\$ (4)	\$ (1)	\$ (1)	\$ -	\$ (35)
1789-AL	(10)	-	-	-	-	-	-	-	-	-	-	-	-	-
1793-AR	(6)	-	-	-	-	-	-	-	-	-	-	-	-	-
1794-MS	(43)	-	-	-	-	-	-	-	-	-	-	-	-	-
1806-FL	(7)	-	-	-	-	-	-	-	-	-	-	-	-	-
Emergencies	(66)													
	(1,703)	(4)	(2)	(1)	(10)	(4)	(2)	(3)	(3)	(4)	(1)	(1)	-	(35)
Ike														
1791-TX	(4,295)	(6)	(2)	(17)	(4)	(21)	(13)	(4)	(4)	(6)	(3)	-	(4)	(84)
1792-LA	(333)	(1)	-	-	(3)	-	(3)	(3)	(1)	(1)	-	-	-	(12)
1797-AL	(8)	-	-	-	-	-	-	-	-	-	-	-	-	-
1802-KY	(24)	-	-	-	-	-	-	-	-	-	-	-	-	-
1804-AR	(3)	-	-	-	-	-	-	-	-	-	-	-	-	-
1805-OH	(56)	-	-	-	-	-	-	-	-	-	-	-	-	-
Emergencies	(45)													
	(4,764)	(7)	(2)	(17)	(7)	(21)	(16)	(7)	(5)	(7)	(3)	-	(4)	(96)
Katrina Rita Wilma														
1602-FL	(238)	(1)	-	-	-	(1)	-	-	-	-	-	-	-	(2)
1603-LA	(30,218)	(20)	(32)	(30)	(77)	(48)	(24)	(41)	(18)	(32)	(39)	(14)	(15)	(390)
1604-MS	(10,087)	-	(3)	(11)	(2)	(1)	(2)	(2)	(3)	(1)	(2)	(2)	(6)	(35)
1605-AL	(1,034)	-	-	-	-	-	-	-	-	-	-	-	-	-
1606-TX	(1,877)	-	-	-	-	-	-	-	-	-	-	-	-	-
1607-LA	(1,899)	-	-	(1)	(1)	(2)	(7)	(1)	(3)	(3)	(1)	(5)	-	(24)
1609-FL	(2,555)	-	2	(2)	(3)	(7)	-	(4)	1	(3)	(2)	(2)	(3)	(23)
Emergencies	(799)													
	(48,707)	(21)	(33)	(44)	(83)	(59)	(33)	(48)	(23)	(39)	(44)	(23)	(24)	(474)
Midwest Floods														
1760-MO	(3)	-	-	-	-	-	-	-	-	-	-	-	-	-
1763-IA	(1,903)	-	-	(2)	(3)	-	(2)	-	(5)	-	-	-	(2)	(14)
1765-NE	(2)	-	-	-	-	-	-	-	-	-	-	-	-	-
1766-IN	(225)	-	-	-	-	-	-	-	-	-	-	-	-	-
1768-WI	(160)	-	-	-	-	-	-	-	-	-	-	-	-	-
1770-NE	(48)	-	-	-	-	-	-	-	-	-	-	-	-	-
1771-IL	(96)	-	-	-	-	-	-	-	-	-	-	-	-	-
1772-MN	(9)	-	-	-	-	-	-	-	-	-	-	-	-	-
1773-MO	(55)	-	-	-	-	-	-	-	-	-	-	-	-	-
1774-SD	(8)	-	-	-	-	-	-	-	-	-	-	-	-	-
1775-OK	(11)	-	-	-	-	-	-	-	-	-	-	-	-	-
1776-KS	(65)	-	-	-	-	-	-	-	-	-	-	-	-	-
1777-MI	(19)	-	-	-	-	-	-	-	-	-	-	-	-	-
	(2,604)	-	-	(2)	(3)	-	(2)	-	(5)	-	-	-	(2)	(14)

APPENDIX B: DRF Funding Activity (By Catastrophic Disaster)

Disaster Relief Fund Estimated Monthly Detailed Obligations FY 2015

(\$ in millions)

Event/DR	Cumulative	October	November	December	January	February	March	April	May	June	July	August	September	FY 15 Total
	Obligations Thru FY14													
TN Floods														
1909-TN	(531)	(5)	(1)	(2)	(2)	(2)	(2)	(3)	(1)	(2)	(2)	(2)	(2)	(26)
	(531)	(4)	(1)	(2)	(2)	(2)	(2)	(3)	(1)	(2)	(2)	(2)	(3)	(26)
2011 Spring Tornadoes														
1971-AL	(715)	(1)	(2)	(1)	(1)	(1)	-	-	-	-	-	-	-	(6)
1972-MS	(66)	-	(1)	(1)	-	(1)	-	-	-	-	-	-	-	(3)
1973-GA	(46)	-	-	-	-	-	-	-	-	-	-	(1)	-	(1)
1974-TN	(92)	-	-	-	-	(1)	-	-	-	-	-	-	-	(1)
1975-AR	(102)	-	-	(3)	-	-	-	-	-	-	-	-	-	(3)
1976-KY	(58)	-	-	-	-	-	-	(4)	-	-	(1)	-	-	(5)
1980-MO	(517)	-	(3)	(3)	(1)	(1)	-	(1)	-	(1)	-	-	-	(10)
Emergencies	(1)	-	-	-	-	-	-	-	-	-	-	-	-	-
	(1,597)	(1)	(6)	(8)	(2)	(4)	-	(5)	-	(1)	(1)	(1)	-	(29)
2011 Spring Flood														
1981-ND	(617)	-	(1)	-	(2)	(3)	-	(8)	-	(2)	(8)	-	(3)	(27)
1982-MN	(28)	-	-	-	-	-	-	-	-	-	-	-	-	-
1983-MS	(37)	-	-	-	-	-	-	-	-	-	-	-	-	-
1984-SD	(79)	-	-	-	-	-	-	-	-	-	-	-	-	-
Emergencies	(38)	-	-	-	-	-	-	-	-	-	-	-	-	-
	(799)	-	(1)	-	(2)	(3)	-	(8)	-	(2)	(8)	-	(3)	(27)
Irene														
4017-PR	(135)	(1)	-	-	-	-	-	-	-	-	-	-	-	(1)
4019-NC	(193)	(1)	-	(1)	-	-	-	-	(2)	-	-	-	-	(4)
4020-NY	(834)	-	(3)	(4)	(7)	(4)	(3)	(13)	(12)	(2)	-	-	(1)	(49)
4021-NJ	(402)	-	-	-	-	-	-	-	-	(1)	(3)	-	-	(4)
4022-VT	(315)	(2)	(1)	(2)	(2)	-	(5)	-	-	(1)	-	-	(2)	(15)
4023-CT	(78)	-	-	-	-	-	-	(1)	-	-	-	-	-	(1)
4024-VA	(72)	-	(1)	(2)	-	-	-	-	-	-	-	-	-	(3)
4025-PA	(101)	-	-	-	(1)	(2)	-	-	(1)	-	-	-	-	(4)
4026-NH	(25)	-	-	-	-	-	-	-	-	-	-	-	(1)	(1)
4027-RI	(12)	-	-	-	-	-	-	-	-	-	-	-	-	-
4028-MA	(46)	-	-	(1)	-	-	-	-	-	-	-	-	-	(1)
4032-ME	(3)	-	-	-	-	-	-	-	-	-	-	-	-	-
4034-MD	(25)	-	-	-	-	-	-	-	(1)	-	-	-	-	(1)
4036-DC	(3)	-	-	-	-	(1)	-	-	-	-	-	-	-	(1)
4037-DE	(3)	-	-	-	-	-	-	-	-	-	-	-	-	-
Emergencies	(60)	-	-	-	-	-	-	-	-	-	-	-	-	-
	(2,307)	(4)	(5)	(10)	(10)	(7)	(8)	(14)	(16)	(4)	(3)	-	(4)	(85)

APPENDIX B: DRF Funding Activity (By Catastrophic Disaster)

Disaster Relief Fund Estimated Monthly Detailed Obligations FY 2015

(\$ in millions)

Event/DR	Cumulative	October	November	December	January	February	March	April	May	June	July	August	September	FY 15 Total
	Obligations Thru FY14													
Lee	Actual	Estimated	Estimated	Estimated	Estimated	Estimated	Estimated	Estimated	Estimated	Estimated	Estimated	Estimated	Estimated	
4030-PA	(375)	(1)	-	-	-	-	-	(2)	-	-	-	(1)	-	(4)
4031-NY	(352)	(22)	(1)	(1)	(12)	(6)	(4)	(12)	(1)	-	-	(8)	-	(67)
4038-MD	(13)	-	-	-	-	-	-	-	(1)	-	-	-	-	(1)
4039-NJ	(6)	-	-	-	-	-	-	-	-	-	-	-	-	-
4041-LA	(7)	-	-	-	-	-	-	-	-	-	-	-	-	-
4045-VA	(8)	-	-	-	-	-	-	-	-	-	-	-	-	-
Emergencies	(2)	-	-	-	-	-	-	-	-	-	-	-	-	-
	(763)	(23)	(1)	(1)	(12)	(6)	(4)	(14)	(2)	-	-	(9)	-	(72)
Isaac														
4080-LA	(641)	(16)	(3)	(5)	(5)	(3)	(5)	(2)	(5)	(3)	(3)	(4)	(6)	(60)
4081-MS	(91)	(1)	-	(1)	(2)	(1)	-	-	(1)	-	-	-	-	(6)
4082-AL	(9)	-	-	-	-	-	-	(1)	-	-	-	-	-	(1)
4084-FL	(22)	-	(1)	(7)	(1)	-	-	-	-	-	-	-	-	(9)
Emergencies	(10)	-	-	-	-	-	-	-	-	-	-	-	-	-
	(773)	(17)	(4)	(13)	(8)	(4)	(5)	(3)	(6)	(3)	(3)	(4)	(6)	(76)
Sandy														
4085-NY	(7,744)	(165)	(695)	(342)	(419)	(632)	(423)	(443)	(451)	(465)	(326)	(225)	(181)	(4,767)
4086-NJ	(2,564)	(34)	(47)	(47)	(44)	(80)	(20)	(19)	(20)	(19)	(19)	(9)	(8)	(366)
4087-CT	(103)	-	(4)	(4)	(1)	(4)	(5)	(1)	-	-	-	-	-	(19)
4089-RI	(15)	-	-	-	(2)	-	-	-	-	-	-	-	-	(2)
4090-DE	(8)	-	-	-	-	-	-	-	-	-	-	-	-	-
4091-MD	(43)	-	(1)	(3)	(1)	(1)	-	-	-	-	-	-	-	(6)
4092-VA	(12)	(1)	-	-	-	-	-	-	-	-	-	-	-	(1)
4093-WV	(23)	-	-	-	(1)	-	-	-	-	-	-	-	-	(1)
4095-NH	(3)	-	-	-	-	-	-	-	-	-	-	-	-	-
4096-DC	(3)	-	-	-	-	-	-	-	-	-	-	-	-	-
4097-MA	(14)	(1)	-	-	-	-	-	-	-	-	-	-	(3)	(4)
4098-OH	(17)	-	-	-	-	(5)	(2)	-	-	-	-	-	-	(7)
4099-PA	(17)	-	-	-	-	-	-	-	(1)	-	-	-	-	(1)
Emergencies	(26)	-	-	-	-	-	-	-	-	-	-	-	-	-
	(10,592)	(201)	(747)	(396)	(468)	(722)	(450)	(463)	(472)	(484)	(345)	(234)	(192)	(5,174)
2013 Colorado Floods														
4145-CO	(489)	(4)	(13)	(8)	(15)	-	(1)	(6)	(1)	-	(5)	-	-	(53)
	(489)	(4)	(13)	(8)	(15)	-	(1)	(6)	(1)	-	(5)	-	-	(53)
TOTAL (1)	\$ (75,531)	\$ (286)	\$ (815)	\$ (502)	\$ (622)	\$ (832)	\$ (523)	\$ (574)	\$ (534)	\$ (546)	\$ (415)	\$ (274)	\$ (238)	\$ (6,161)

NOTES:
 (1) FEMA plans to reassess all spend plans at least quarterly and will update estimates and obligations based on new data.

APPENDIX C: Hurricane Sandy (Actuals/Estimates)

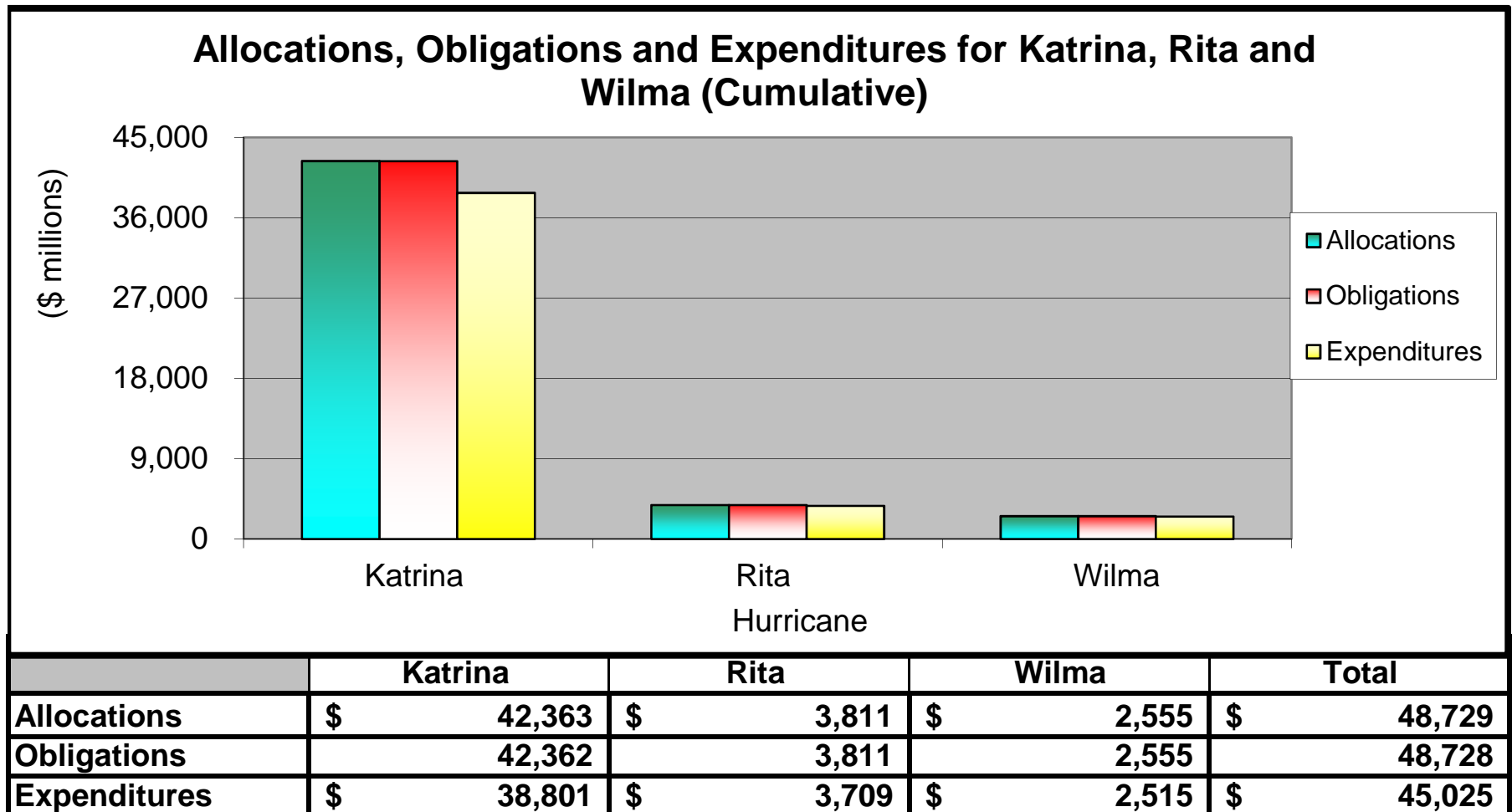
Hurricane Sandy FY 2015 Actuals/Estimates*
Through 10/31/2014
(\$ in Millions)

Category	All FY's Through 2014 ⁽¹⁾	Actual/Estimated 1st Qtr	Estimated 2nd Qtr	Estimated 3rd Qtr	Estimated 4th Qtr	Fiscal Year 2015 Totals	Estimated Totals Thru FY 15
Public Assistance	\$ 7,128	\$ 956	\$ 1,456	\$ 1,244	\$ 661	\$ 4,317	\$ 11,445
Individual Assistance	1,645	-	-	-	-	-	1,645
Mitigation	219	355	143	142	78	718	937
Operations	370	-	-	-	-	-	370
Administrative	1,230	32	41	33	33	139	1,369
Total	\$ 10,592	\$ 1,343	\$ 1,640	\$ 1,419	\$ 772	\$ 5,174	\$ 15,766

*Additional reporting requirement per P.L. 113-2, continued in P.L. 113-76.

(1) Adjusted for recoveries occurring in FY 2015 against prior year obligations.

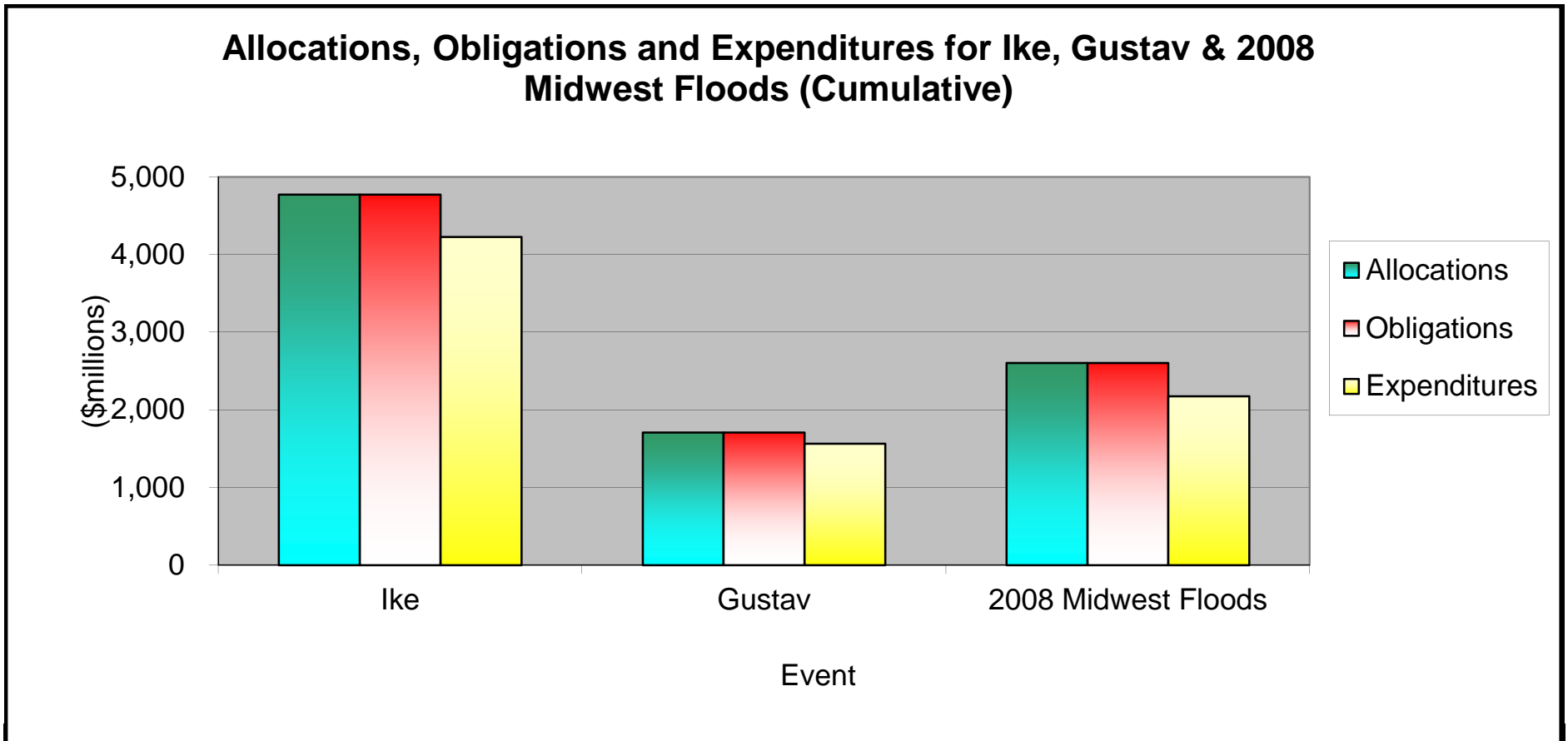
APPENDIX D: ALLOCATIONS, OBLIGATIONS AND EXPENDITURES



Source of financial information is the Integrated Financial Information Management System (IFMIS).

Total obligations include prior-year de-obligations.

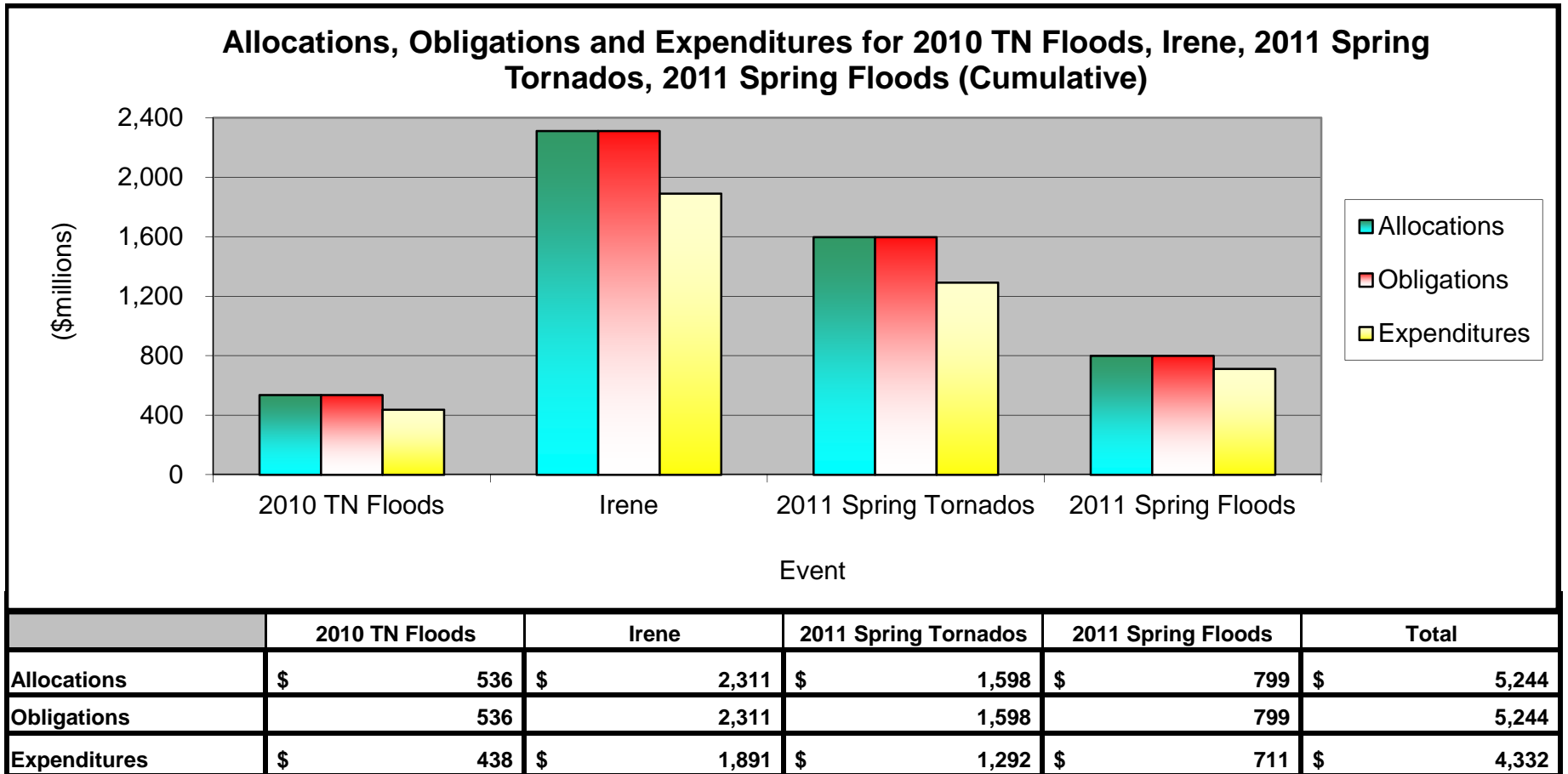
APPENDIX D: ALLOCATIONS, OBLIGATIONS AND EXPENDITURES



	Ike	Gustav	2008 Midwest Floods	Total
Allocations	\$ 4,772	\$ 1,709	\$ 2,604	\$ 9,085
Obligations	4,771	1,707	2,604	9,083
Expenditures	\$ 4,227	\$ 1,564	\$ 2,176	\$ 7,968

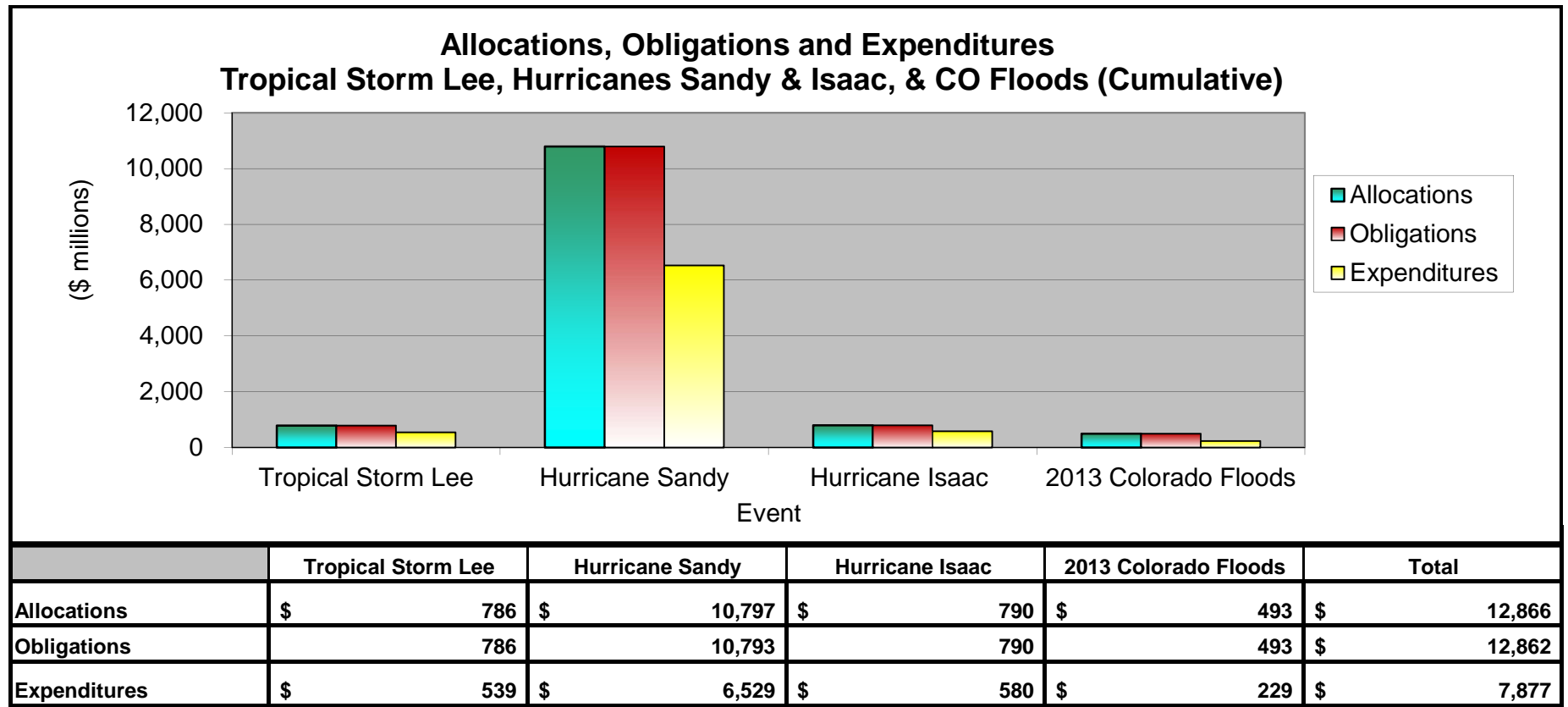
Source of financial information is the Integrated Financial Information Management System (IFMIS).
 Total obligations include prior-year de-obligations.

APPENDIX D: ALLOCATIONS, OBLIGATIONS AND EXPENDITURES



Source of financial information is the Integrated Financial Information Management System (IFMIS).
Total obligations include prior-year de-obligations.

APPENDIX D: ALLOCATIONS, OBLIGATIONS AND EXPENDITURES



Source of financial information is the Integrated Financial Information Management System (IFMIS).

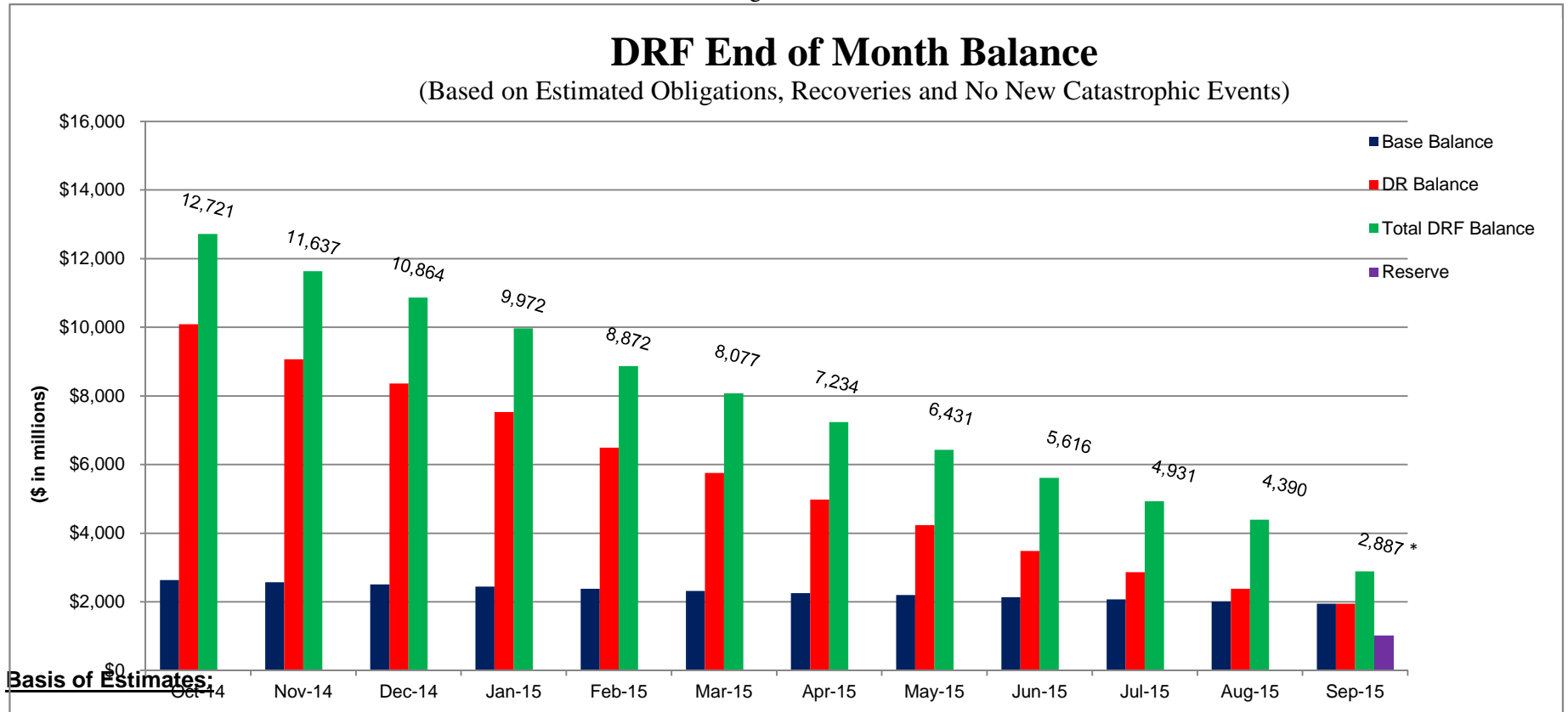
Totals that have minor discrepancies are due to rounding.

Total obligations include prior-year de-obligations.

Graphical Representation
Tropical Storm Lee, Hurricane Sandy, Hurricane Isaac, and CO Floods
Allocations, Obligations and Expenditures

APPENDIX E: Estimate of Fund Exhaustion Date

Through 10/31/2014



(1) Includes FY2015 funding for the following major disaster events:

- Hurricanes Katrina/Rita/Wilma
- Hurricane Gustav
- Hurricane Ike
- Midwest Flooding
- 2010 TN Flooding
- 2011 Spring Tornadoes
- 2011 Spring Floods
- Hurricane Irene
- Tropical Storm Lee
- Hurricane Isaac
- Hurricane Sandy
- 2013 Colorado Floods

(2) Average for non-catastrophic event funding based on historical averages (non-Base and Base excluding DRS).

(3) Estimates based on November 2014 FEMA Spend Plans.

* Includes \$1B provision for the reserve.

Note: The estimated end of year balance is based on projections for ongoing catastrophic events and 10 year non-catastrophic averages (BCA calculation). These estimates are subject to change. For example, accelerated funding of current disasters, above average non-catastrophic activity, or initial requirements for a new catastrophic disaster could substantially reduce or deplete the projected year-end balance. Balance needs to be available as these are no year funds and can only be used for disaster purposes.

APPENDIX F: DRF Cost Estimation Bridge Table



DRF Cost Estimation Bridge Table

Event	FY 2015 Estimated Total Obligations (\$ in millions)				Changes from Baseline		Month-to-Month Change
	Baseline *	Current Month (as of 11/01/14)	Previous Month (as of 10/01/14)	Change from Baseline	Change from Prior Month	Cause/Reason	Cause/Reason

NOT INCLUDED AS THIS IS THE FIRST REPORT OF FY 2015