

Laughlin Air Force Base

Economic Impact Statement FY14



Graduate the World's Best Pilots
Deploy Mission-Ready Airmen
Develop Professional, Disciplined, Bold Leaders

Table of Contents

Foreword	3
Commander's Welcome	4
Organizations	5
Aircraft	7
Mission Assets	8
Capital Assets	9
Program Data	11
Personnel	12
Payroll	13
Expenditures	14
Indirect Jobs Created	15
Total Economic Impact	16
Economic Impact Trend	17

FOREWORD

The Economic Impact Statement (EIS) provides unclassified key information about the economic impact of an Air Force base on the surrounding community. This document is made available to senior military officials, federal, state, and local officials, as well as to local business leaders and visitors to the base.

An installation's economic impact on the local community is calculated by use of a cost model that highlights off-base local area spending from gross expenditures. For the purpose of the model, the local area, or Economic Impact Region (EIR), includes all counties encompassing a 50-mile radius from the center of the Air Force base.

The cost model also calculates the number of Indirect Jobs Created (IJC) in the local area. Indirect jobs are those additional employment opportunities that are required by local businesses to support the presence of the Air Force base. The IJC is calculated by multiplying the total number of base employees by the base's unique IJC multiplier furnished by the Bureau of Labor Statistics, U.S. Department of Labor.

All information contained herein is current as of 30 September 2014. Questions or comments regarding information appearing in this document should be directed to the Financial Analysis Flight, 47 CPTS/ FMA, 427 Liberty Drive, Rm 206, Laughlin AFB TX 78843-5271 DSN 732-5271 or commercial (830) 298-5271.



COMMANDER'S WELCOME



This Economic Impact Statement is designed to inform our community partners of the significant impact of Laughlin Air Force Base on the Southwest Texas economy during 2014.

The 47th Flying Training Wing, operating from one of the Air Force's busiest airfields, is one of the world's premier pilot training wings. In 2014, the wing provided 329 pilots to the Air Force and our allies. At the same time, we deployed 82 Airmen around the globe while mentoring and developing our professional, disciplined, bold leaders on a daily basis.

In Fiscal Year 2014 (FY14), Laughlin Air Force Base provided significant financial impact to our local economy by directly providing employment for 3,654 people and indirectly generating employment for 845 people. Laughlin's payroll totaled \$130,631,097. The total economic impact Laughlin AFB provided for FY14 is valued at \$214,486,501. Laughlin could not have accomplished these great feats without the support of the local community. Our partnership ensures that we train and graduate the world's best pilots for the United States and its allies.

When I use the term we, I mean "Team XL", which includes military members, all civilian employees at Laughlin, as well as our vital community partners who work so hard to make our people feel welcome and strive to protect our base.

All of this would not be possible without our community partners, whom I can honestly say give us strong support. Our Military Affairs Association, our Del Rio Chamber of Commerce and our entire community are always there for us.

On behalf of the men and women of "Team XL", thank you, and we are looking forward to working alongside you in 2015 as we continue to graduate the world's best pilots, deploy mission-ready Airmen, and develop professional, disciplined, bold leaders.

BRIAN E. HASTINGS, Colonel, USAF
Commander, 47th Flying Training Wing 4

ORGANIZATIONS



ORGANIZATIONS

Wing Staff Agencies

47th Comptroller Squadron
Chapel
Command Post
Command Section
Equal Opportunity
Historian
Inspector General
Office of Special Investigations
Protocol
Public Affairs
SARC
Staff Judge Advocate
Wing Plans & Programs
Wing Safety

47th Mission Support Group

47th Civil Engineer Squadron
47th Communications Squadron
47th Contracting Flight
47th Force Support Squadron
47th Logistics Readiness Flight
47th Security Forces Squadron

47th Medical Group

47th Medical Operations Squadron
47th Medical Support Squadron

47th Operations Group

47th Operations Support Squadron
47th Student Squadron
85th Flying Training Squadron
434th Flying Training Squadron
86th Flying Training Squadron
87th Flying Training Squadron
96th Flying Training Squadron

47th Maintenance Directorate

T-1 Aircraft Maintenance Division
T-6 Aircraft Maintenance Division
T-38 Aircraft Maintenance Division
Component Maintenance Division
Contract Performance Management
Executive Support
Maintenance Operations Division
Quality Assurance



AIRCRAFT

T-6A Texan II



The T-6A Texan II is a single-engine, two-seat primary trainer designed to train Primary Pilot Training students in basic flying skills common to U.S. Air Force and Navy pilots.

T-1A Jayhawk



The T-1A Jayhawk is a medium-range, twin-engine jet trainer used in the advanced phase of specialized undergraduate pilot training for students selected to fly airlift or tanker aircraft. It is also used to support navigator training for the U.S. Air Force, Navy, Marine Corps and international services.

T-38C Talon



The T-38 Talon is a twin-engine, high-altitude, supersonic jet trainer used in a variety of roles because of its design, economy of operations, ease of maintenance, high performance, and exceptional safety record. Air Education and Training Command is the primary user of the T-38 for Specialized Undergraduate Pilot Training.

MISSION ASSETS

1. Mission Assets

Aircraft	Number Assigned
T-1A	48
T-6A	103
T-38C	65
TOTAL	216

Simulators

T-1A	4
T-6A	18
T-38C	7
TOTAL	29

2. Training Data

Aircraft	Sorties	Flight Hours	Graduates
T-6A	33,602	46,370	351
T-1A	11,556	25,426	228
T-38C	11,097	12,650	89



CAPITAL ASSETS

1. Land	Acres
Owned	4,858
Easement	652
Leased	0
Donated	3
Permits	101
TOTAL	5,614

2. Runways	Width (Feet)	Length (Feet)
Inside	150	6,260
Center	150	8,852
Outside	150	8,315
Auxiliary Field	150	6,000

3. Buildings	Number	Square Feet
Training	17	278,438
Industrial	107	639,438
Communications & Operations	11	30,189
Medical	2	88,066
Administrative	1	32,136
Commissary	1	74,857
Base Exchange	2	55,802
Personnel Support & Welfare & Rec	68	639,438
TOTAL	209	1,838,364

CAPITAL ASSETS

4. Dormitory & Lodging	Number	Capacity
Unaccompanied Airmen/ NCO	2	264
Unaccompanied Officer	3	256
Visiting Quarters	1	112
Temporary Lodging Facilities	9	56
Duplexes	42	84
TOTAL	57	772

5. Family Housing	Officer	Enlisted	Total
2 Bedroom	138	117	255
3 Bedroom	64	69	133
4 Bedroom	22	36	58
TOTAL	224	222	446

6. Computers	Quantity
Desktops	3,218
Laptops	642
TOTAL	3,860

7. Vehicles	Quantity
Owned	126
Leased	9
TOTAL	135

PROGRAM DATA

1. Contributions

Amount Donated

Air Force Assistance Fund

\$36,000

Combined Federal Campaign

\$79,000

TOTAL

\$115,000

2. Medical

Tasks Accomplished

Outpatient Visits

21,426

X-Ray Procedures

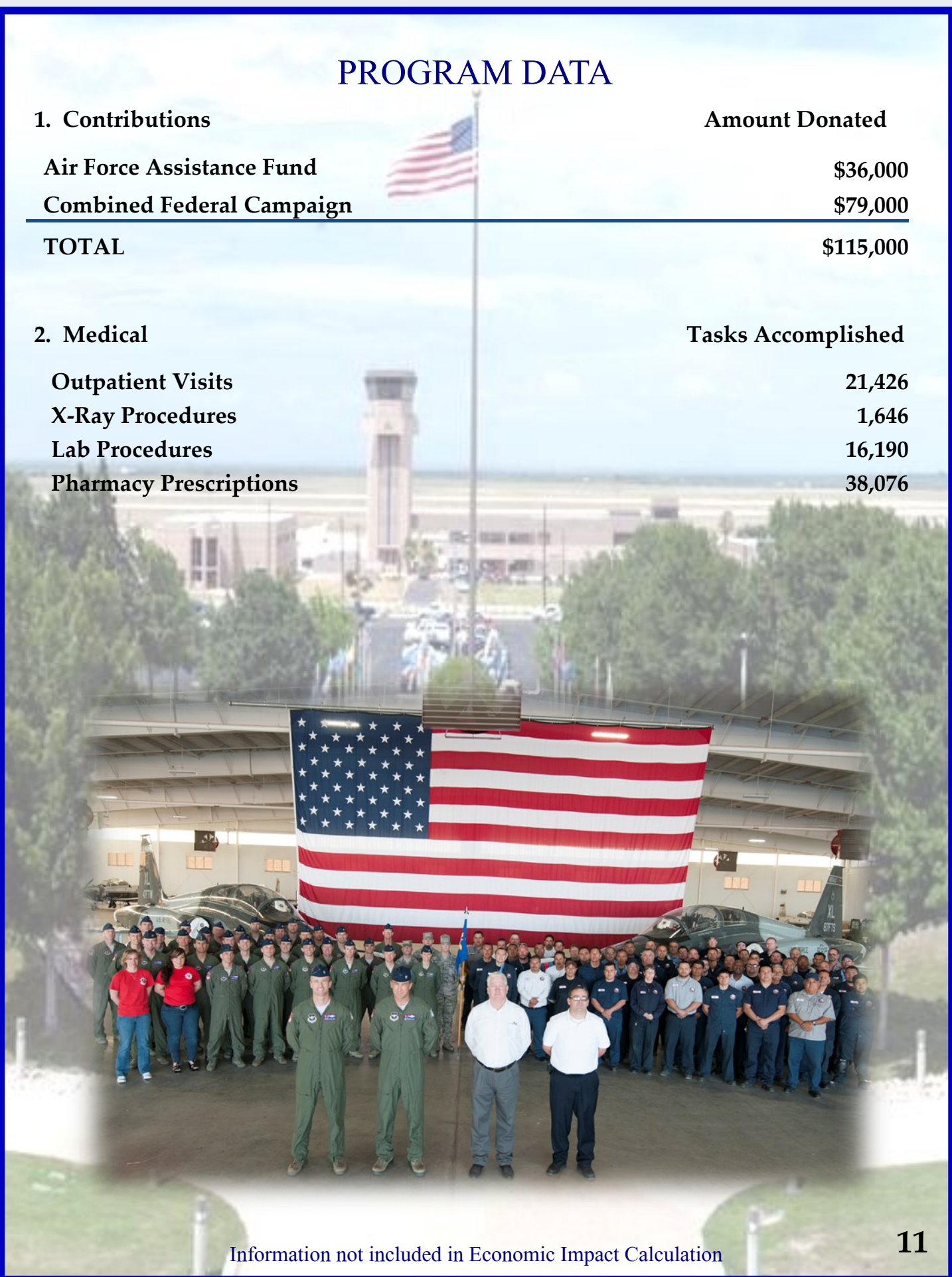
1,646

Lab Procedures

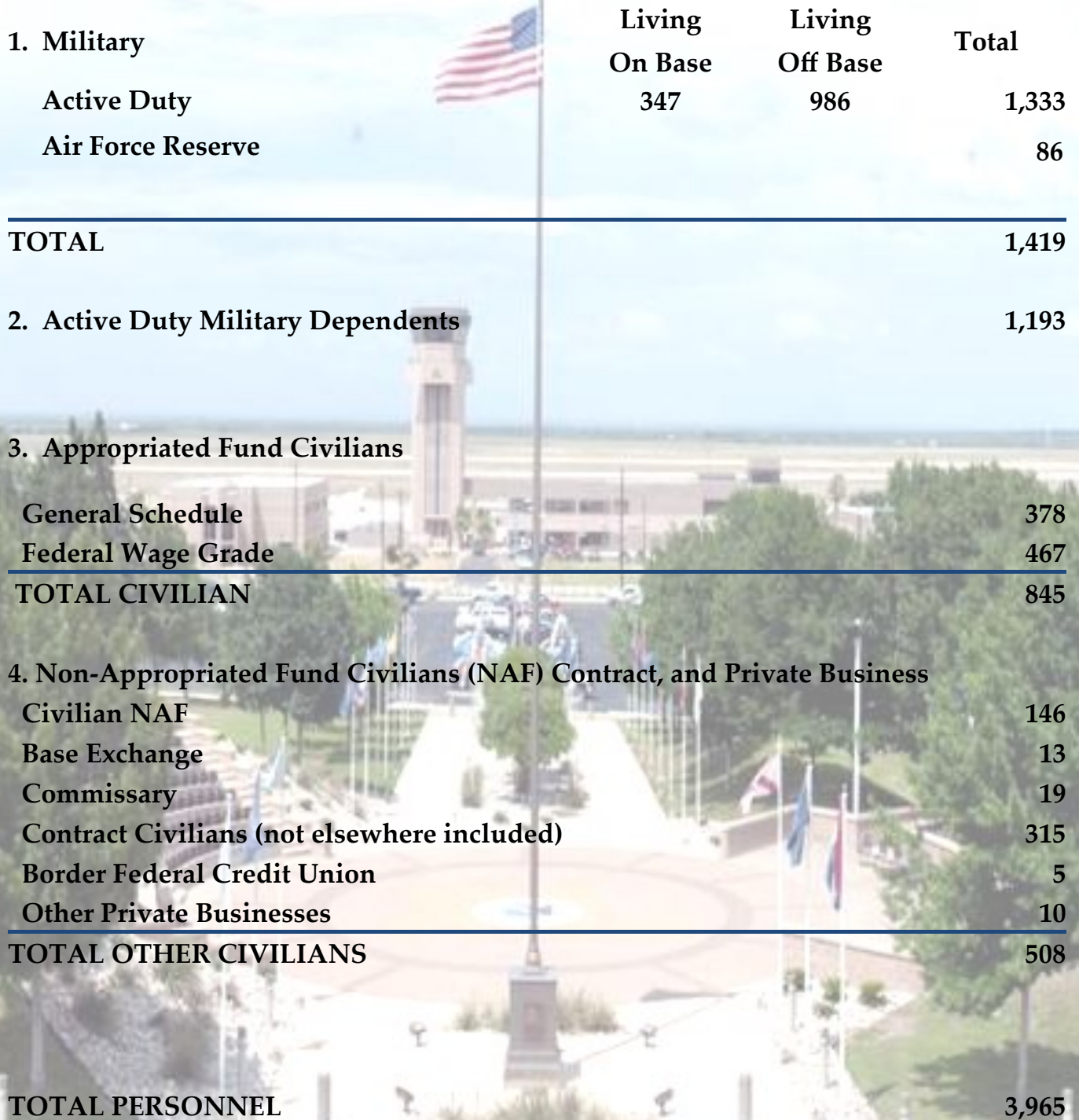
16,190

Pharmacy Prescriptions

38,076



PERSONNEL



	Living On Base	Living Off Base	Total
1. Military			
Active Duty	347	986	1,333
Air Force Reserve			86
<hr/>			
TOTAL			1,419
2. Active Duty Military Dependents			1,193
3. Appropriated Fund Civilians			
General Schedule			378
Federal Wage Grade			467
<hr/>			
TOTAL CIVILIAN			845
4. Non-Appropriated Fund Civilians (NAF) Contract, and Private Business			
Civilian NAF			146
Base Exchange			13
Commissary			19
Contract Civilians (not elsewhere included)			315
Border Federal Credit Union			5
Other Private Businesses			10
<hr/>			
TOTAL OTHER CIVILIANS			508
<hr/>			
TOTAL PERSONNEL			3,965

PAYROLL

Classification	Annual Payroll Amount
1. Military	
Active Duty	\$64,433,458
Air Force Reserve & Air National Guard	\$2,528,220
TOTAL	\$66,961,678
2. Appropriated Fund (APF) Civilians	
General Schedule	\$31,052,578
Federal Wage Grade	\$28,294,735
TOTAL APF CIVILIANS	\$59,347,313
4. Non-Appropriated Fund Civilians (NAF), Contract, and Private Business	
Civilian NAF	\$2,395,607
Base Exchange	\$468,714
Commissary	\$929,459
Contract Civilians	\$197,272
Border Federal Credit Union	\$191,568
Other Private Businesses	\$139,486
TOTAL OTHER CIVILIANS	\$4,322,106
TOTAL ANNUAL PAYROLL	\$130,631,097

EXPENDITURES

1. Construction

Military Construction Program	\$0
Non-Appropriated Fund	\$72,026
Military Family Housing	\$0
Operations and Maintenance	\$2,363,760
Other	\$17,077,494
TOTAL	\$19,513,280

2. Services

Services Contracts	\$23,470,057
Other Services	\$454,520
TOTAL	\$23,924,576

3. Materials, Equipment, and Supplies Procurement

Commissary	\$7,294,698
Base Exchange	\$472,144
Health	\$0
Education (Tuition Assistance & Impact Aid)	\$173,812
Utilities	\$3,209,227
Other Materials, Equipment & Supplies (not elsewhere included)	\$233,467
TOTAL	\$11,383,348

TOTAL ANNUAL EXPENDITURES **\$54,821,204**

INDIRECT JOBS CREATED

Classification	Number of Personnel	Multiplier*	Indirect Jobs Created
AF Active Duty	1,328	0.29	385
AF Reserve/Guard	60	0.13	8
APF Civilians	826	0.43	355
Other Civilians	226	0.43	97
TOTAL	2,440		845

Average Annual Pay for the Local Community** **\$34,360**

ESTIMATED ANNUAL DOLLAR VALUE OF JOBS CREATED **\$29,034,200**

*LMI Economic Impact Database, Installations and Indirect/Induced Job Multipliers, Feb 95

** Bureau of Labor Statistics

TOTAL ECONOMIC IMPACT

Classification

Amount

Payroll

\$130,631,097

Expenditures

\$54,821,204

Estimated Value of Indirect Jobs Created


\$29,034,200

TOTAL ECONOMIC IMPACT

\$214,486,501



ECONOMIC IMPACT TREND



	FY10	FY11	FY12	FY13	FY14
Total Economic Impact	\$247	\$234	\$207	\$206	\$214.5
Expenditures	\$59.2	\$56.2	\$36.5	\$39.3	\$54.8
Payroll	\$142	\$119	\$141	\$133	\$130.6
Estimated Value of Jobs Created	\$45.9	\$58.7	\$29.6	\$33.6	\$29.0

*Figures in millions