



# MCLB ALBANY HUNTING PROGRAM

## WELCOME!

Hunting is a valued cultural tradition and an important component of the Natural Resources program aboard MCLB Albany. A variety of species can be hunted aboard the 3,326 acre facility including white-tailed deer, gray squirrels, and mourning doves. White-tailed deer hunting is restricted to archery only and small game is limited to shotgun (#6-#8 shot shell size) or archery only. Each year over 65 active duty, retirees, and DOD employees and their guests or dependents hunt aboard MCLB Albany. The Natural Resources Program has an active management program to support hunters that includes maintaining wildlife openings, base stands and loaner bows, and hunter instruction and mentoring.

## HELPFUL WEBSITES

### MCLB Weather Station

<http://www.griffin.uga.edu/aemn/cgi-bin/AEMN.pl?site=GAAB&report=c>

### GA DNR website

[www.gohuntgeorgia.com](http://www.gohuntgeorgia.com)


## WHO MAY HUNT?

- Active duty members, their dependents\*, and sponsored guests
- Retired military personnel, their dependents, and sponsored guests
- Civil service personnel employed on MCLB and their dependents

\*Dependents include spouses or children 17 years of age or younger

## Rules for Guests

- Only one guest at a time may be sponsored by active duty or retiree registered hunters
- Sponsored guests must hunt at the same time as their sponsor
- Retirees may sponsor guests only after the start of the State of Georgia rifle season



## Use Find to search for topics listed below:

### Hunter Qualification & Licenses

- [Hunter Qualification](#)
- [License Requirements](#)
- [Where to Purchase a License](#)
- [Base Hunting Permit/Fee Schedule](#)

### MCLB & State Hunting Regulations

- [State Hunting Regulations & Seasons](#)
- [Base Order & Base Bulletin](#)
- [MCLB Albany Conservation Law Enforcement](#)

### Scouting, Stands, Check-out/Check-in

- [Scouting, Game Cameras](#)
- [Treestands](#)
- [Check-in/Check-out](#)
- [Base Map](#)
- [MCLB Weather Station](#)

### Learn about Hunting & Conservation

- [Annual Hunting Brief](#)
- [Hunters Education Requirements](#)
- [National Bowhunters Education Foundation Course](#)
- [Hunter Safety](#)
- [MCLB Quality Deer Management](#)

### Hunter Resources

- [MCLB Archery Range](#)
- [Base Deer Cooler & Harvest Log](#)
- [Tracking Wounded Game](#)
- [Small Game Hunting](#)
- [Dog Training](#)
- [Local Game Processors & Taxidermists](#)
- [Public Hunting Lands](#)
- [Public Shooting Ranges](#)

### Hunter Involvement

- [Hunter Advisory Group](#)
- [Conservation Volunteer Program](#)

### Contacts

Rules and regulations for hunting are detailed in Base Order 1720.R and the Base Bulletin

## Hunter Qualification

All MCLBA deer hunters are required to pass an annual proficiency test and equipment inspection. The proficiency test or qualification process includes the following:

- **Hunters shoot from a ladder stand at a target set at a distance of 30 yards**
- **Two out of three arrows must hit the designated target area**
- **Hunters must demonstrate equipment is in working order and safely operated**
- **Hunters are only allowed one attempt per day of qualification**

Individuals who fail to qualify are ineligible to hunt for that season. Qualifications are typically held in August with scheduled times announced via Wild Cards, emails to the Hunter Distribution List, or posted at the Game Warden Office (Building 5643). Hunters will be ineligible to deer hunt if they miss the deadlines for qualification with the exception of active duty military returning from TAD or medical leave, new hires, or transfers.

## State Licenses Requirements

Hunters are required to purchase a State of Georgia license and a MCLBA Base Hunting Permit to hunt aboard the installation. Hunters above the age of 15 must purchase a Resident\*

Hunting License in order to hunt small game species such as gray squirrels, foxes, and raccoons and purchase a Resident Hunting License and Big Game Hunting License in order to hunt white-tailed deer or other big game species. Additionally, resident deer hunters must include a Resident Deer Harvest Record on their license.

\*Residents include full-time military personnel on active duty who list Georgia as their home of record in their official military files or who are stationed at a military base located in Georgia, and the dependents of such military personnel. Nonresidents must purchase the appropriate Nonresident licenses.

## Where to Purchase a State Hunting License

Hunting licenses can be purchased online, at a license agent, or over the phone. For assistance locating a license agent contact the local GA DNR Game Management office at (229) 430-4254. Select the link <http://georgiawildlife.com/licenses-permits-passes> to visit the Georgia Department of Natural Resources (GA DNR) website for information on State licenses or to purchase a license online.

Hunting licenses are available locally at the following locations: Wal-Mart, K-Mart, Backwoods Outdoors, Fred's Bait & Tackle, GA DNR Game Management office (2024 Newton Road), and GA DNR Law Enforcement office (1700 Radium Springs Road).


## Base Hunting Permit/Fee Schedule

A Base Hunting Permit can be purchased at the Natural Resources office (Building 5501, Room 106) prior to hunting season. Permits are good for one year from the date of purchase and should be purchased after qualification. The fee schedule is as follows:

- **Civil Service \$50**
- **Officer \$35**
- **E-5 and below \$20**
- **E-6 and above \$30**
- **Guests pay their sponsors rate for each 7 day period**
- **Small game or dog training only \$10**

After purchasing a Base Hunting Permit, a **Base Hunting Pass** will be issued at the Conservation Law Enforcement Office (Building 5643) to each hunter. This pass must be displayed on the dashboard of your vehicle while hunting, scouting, or other hunting-related activities. The pass will expire at the end of the small game hunting season (February 28<sup>th</sup>).


**All Base Hunting Permit fees come back to the Natural Resources Program to support hunting, fishing, and wildlife management activities aboard the installation.**



## State Hunting Regulations

### State Hunting Regulations & Seasons

Click on the following link <http://www.georgiawildlife.com/hunting/regulations> to visit the Georgia Department of Natural Resources website for the current Georgia Hunting Regulations & Seasons Booklet. Updated booklets are generally available in July of each year. Included in the hunting seasons and regulations booklet is information on Georgia public hunting lands, state seasons and bag limits, applying for quota hunts, and other helpful guidance.



## Base Order & Base Bulletin for Hunting

Select the links to view a copy of the **Base Order** (pdf file) and the **Base Bulletin** (pdf file). Copies may also be obtained by visiting the Conservation Law Enforcement Office (Building 5643) or the Natural Resource Manager's Office (Building 5526). Contact the CLEO Al Belanger at (229) 639-5188 or Natural Resources Manager Julie Robbins (229) 639-9946 if you have any questions or comments. The MCLBA hunting program follows all Georgia game seasons but may impose additional restrictions such as lower bag limits and antler restrictions in keeping with the Natural Resource Program goals and objectives.

## MCLB Albany Conservation Law Enforcement

MCLBA and State laws and regulations are enforced by a Conservation Law Enforcement Officer and State of Georgia Conservation Rangers. Violation of Base and State policies, regulations, and laws will result in disciplinary actions to include verbal warnings, written warnings, suspensions, fines, and/or loss of hunting privileges. Additionally, violations may be referred to the MCLBA Conservation Board for consideration.

## Scouting, Hunting Stands, Check-out Procedures

### Scouting/Deer Cameras

Scouting is allowed year round with the exception of the 3-week Natural Resources deer camera and spotlight survey. This survey takes place in mid-August through early September. Hunters may use one trail camera for scouting. Cameras must be marked with the hunter's name. During deer season, cameras may only be checked at the end of a hunt or between the hours of 1000-1400. Restricting camera usage reduces disturbance to game and other hunters. Spotighting of deer is not allowed. Hunters are required to check-out and in at the Game Warden office during scouting.



### Hunting Stands

Hunters are allowed two stands. Stands may be lock-ons, climbers, or ladder stands. Blinds are allowed in designated areas and only for hunters with medical conditions that preclude hunting from an elevated position. All stands must be marked legibly with the hunter's name. Unmarked, unsafe, or controversially placed stands will be removed by Natural Resources personnel. Hunters may not hunt another hunter's stand unless they have verbal permission. Stands must be removed by January 20<sup>th</sup> or by notice of the Natural Resources Manager or Conservation Law Enforcement Officer. The Base maintains a small number of two-person ladder stands. Base stand locations are marked on the Hunting Map posted at the Game Warden office. Hunters must wear full body harnesses when climbing or using stands.



### **Baiting aboard MCLB Albany is prohibited.**

The use of food lures is not allowed on MCLB Albany for hunting, scouting, or other purposes. Food lures include whole or shelled corn, molasses, peanut butter, apples or apple flavoring, and other food products and flavorings meant to entice deer. Minerals licks, blocks, or incorporating minerals into the soil is considered baiting and not allowed. Scent lures such as doe estrus, however, are allowed.

## Check-Out/Check-In

Hunters are required to check-out and check-in at the Conservation Law Enforcement Office (Building 5643) when hunting, tracking, scouting, or placing stands. Hunters must check-in and out for each trip and follow these procedures:

- Read the log book and bulletin board for important information. Hunting areas are subject to change without notice
- Check-out no earlier than two hours prior to sunrise
- Fill in all required information in the log book when checking-out or in. Two logs books are maintained – one for active duty and retirees and a second for civilians and dependents.
- Place their pin (with corresponding number) on the hunting map to mark their hunting location or the general location they are scouting
- Check-in one hour after sunset
- Hunters should sign-in and check-out as Tracking if they must track a wounded deer one hour past sunset
- Hunters must pull their pin at Check-In. Hunters who do not pull their pin will be warned once and suspended for repeated violations.
- Hunters must record all required biological data in the harvest log


## Base Map

Click on the link to obtain a copy of the current MCLB Hunting Map (Map.pdf). Please note areas off limits to hunting or additional restrictions on the map. Certain areas may be periodically closed for safety concerns, biological surveys or other reasons. Notes will be fixed to the map to indicate closed areas.

## MCLB Weather Station

Click on the following link to the MCLB Weather Station

<http://www.griffin.uga.edu/aemn/cgi-bin/AEMN.pl?site=GAAB&report=c>. Hunters should observe the necessary precautions to protect themselves during inclement weather. Apps such as ScoutLook are good for monitoring wind direction.



## Annual Hunting Brief

Click on the following link for a copy of the Annual Hunting Brief (Hunting Brief.powerpoint). Hunters are required to attend one mandatory pre-season meetings. The Hunting Brief provides a synopsis of the check-in/out procedures, season dates and quotas, and reviews other pertinent information.

## Hunters Education Requirements

Hunters born on or after January 1, 1961 are required to successfully complete a hunter education course prior to purchasing a hunting license. Hunter education courses certified or mandated by any state wild-life agency or Canadian province are accepted. For more information about hunter education courses or to replace a lost card contact the local Georgia Department of Natural Resources Law Enforcement office (229) 430-4252 or click on the following link: <http://www.gohuntgeorgia.com/hunting/>

## National Bowhunters Education Foundation Course

MCLB Albany deer hunters are required to take the National Bowhunters Education Foundation (NBEF) course prior to hunting in addition to a state hunter education course. The NBEF course teaches basic archery and hunting techniques and focuses on in-depth instruction to improve skills, hunter safety, and decision-making processes. MCLB Albany's hunters must pass the online portion of the course for Florida (Georgia does not have a course yet) and then participate in the field day portion at MCLB Albany. The field portion of the course focuses on treestand safety and is taught by the Conservation Law Enforcement Officer and trained Conservation Volunteers. There is no cost for the course.



## Hunter Safety

The safety of MCLB hunters and the general public is a topmost priority of the Natural Resources Program. Hunting is one of the safest outdoor activities; however, hunters have a responsibility to themselves and others to ensure that they follow all established safety rules and regulations. Additionally, hunters are required to complete a Hunter Safety Course and the National Bowhunter Education Foundation course, pass an annual proficiency and equipment inspection, and adhere to the following safety procedures and guidelines posted below.

- The use of a full body safety harness is **mandatory** (Falls from stands are the primary cause of hunting related injuries and fatalities)
- Wear appropriate clothing to protect against poisonous plants, venomous animals, and insects
- Use and install only factory manufactured tree stands
- Carefully review all warnings and instructions from hunting equipment manufacturers
- Climb and install tree stands on healthy trees - power poles may not be used for setting stands
- Inspect tree stands, fasteners, and safety harnesses prior to each use
- Use a pull-up rope to bring equipment up to the stand
- Wear appropriate foot gear for climbing into/with stands
- Keep arrows or bolts quivered until ready for use and point nocked arrows or bolts in a safe direction
- Climb with slow measured steps and use a 3 point systems for ascending tree steps
- Carry a basic first-aid kit
- Bring a flashlight and backup
- Always carry a cell phone and call (229) 639-5911 in an emergency. Cell phones should be kept in a breast pocket for ease of access in case of a fall
- Always tell someone where you are hunting
- Follow all check-out/in procedures
- Report hunting mishaps and safety hazards immediately
- Be certain of your target

## MCLB Albany Quality Deer Management Program

MCLBA's Quality Deer Management Program (QDMP) is based on two primary objectives: to provide a quality recreational hunting program in support of the civilian, retiree, and active-duty warfighter and to manage a healthy deer herd in balance with the environment. MCLBA's deer management plan is based on an adaptive resource management model which incorporates survey data, biometrics, hunter observations, and other inputs. This model allows flexibility to respond to changes in deer herd structure, program objectives, or other factors. Important objectives of the QDMP are equalizing sex ratios of bucks and does and encouraging an older age structure amongst bucks. In order to accomplish these objectives the following restrictions are in place:

- Hunters are limited to 1 buck per season and 1 doe per season
- Only bucks with a 15" inside spread **or** 18" main beams may be harvested. A 15" inside spread corresponds to antlers that are outside the tips of a buck's ears. Individual bucks who do not meet the harvest criteria may be harvested only if specifically identified by the Natural Resources (pictured in the published Deer Log and identified as eligible for harvest).
- Active Duty hunters may harvest any buck regardless of antler size in Hunting Area 4. This buck will count towards the base limit and the state limit.
- Button bucks count as an individual's MCLB Albany buck quota. Please note that button bucks are recorded as antlerless deer on the State of Georgia deer tags.



Ineligible for harvest  
(spread < 15")



Eligible for harvest  
(spread > 15")




Eligible for harvest  
(main beams > 18")



Ineligible but designated by  
Natural Resources as eligible for  
harvest

## Deer Survey

Natural Resources personnel conduct an annual preseason camera and spotlight survey. The camera survey identifies approximately 90% of all the individual bucks located on MCLB Albany. The ratio of buck to doe photographs, buck to fawn photographs, and number of known bucks is used to extrapolate the deer population. However, camera surveys on MCLB Albany underrepresent does and fawns and a spotlight survey is used to supplement information for determining sex ratios and fawn recruitment. These surveys help guide and evaluate management of the white-tailed deer herd aboard the installation. Following completion of the survey and analysis of the data, a deer photo log is produced and is available for viewing at the Game Warden office.



## Archery Range

A static and 3-D archery range is available for recreational shooters and hunters who wish to hone their skills. The static course consists of 3-D, Blob, and Bag targets. A double ladder stand is available for use to mimic hunting conditions. The 3-D course consists of a 0.5 mile walking trail with 3-D targets set at various distances. Only field points are allowed for use on the 3-D course and targets. The archery range is open year-round from sunrise until sunset. Fun Shoots and other shooting events may be held periodically throughout the year with dates advertised well in advance.

The following procedures should be followed when utilizing the archery range:

- Read and comply with all safety rules posted at the range
- Sign-in and out at the archery range station
- Only utilize field points on 3-D targets
- Utilize designated targets or bring your own target when practicing with broad-heads
- Pick up all trash and debris before leaving
- Youth only target and range may be used by children under the age of 16. All children must be supervised by an adult.



## Base Deer Cooler & Harvest Log

The collection of biological data is an essential component of a successful quality deer management program. Hunters are required to record the sex, estimated age, weight, antler measurements, and to remove the lower jawbone from harvested animals. Jawbones are removed in order to more accurately track the age structure of the harvested deer. Data should be recorded in the harvest log located at the Hunter Check-in/Check-out Station. Hunters are responsible for ensuring that the deer cooler and data collection area is kept clean. The following procedures should be followed when utilizing the gambrel, cleaning station, and deer cooler:

- Use the digital scale to weigh the harvested game. Remove the scale before dressing the animal.
- Record the appropriate biological data in the harvest log.
- Follow the instructions to remove one side of the lower jaw. Tag the jawbone with the deer harvest number, your name, and the date. Place the tagged jawbone in the drying rack.
- Tag all game placed in the deer cooler with your name, phone number, and the date the animal was harvested.
- Game may only be stored in the cooler a maximum of 3 days. Game left in the cooler will be donated or discarded.
- Wash down the cleaning area once you are finished.
- Empty the gut bucket at the appropriate location and rinse it thoroughly.
- Turn off the lights and the water hose.
- Ensure the cooler door is secured.
- Follow the instructions for cleaning the cooler upon removal of your harvested game.
- Deer stored in the cooler that are harvested off base must be tagged with your name, date, and the county where the animal was harvested.

**ALL DEER HARVESTED ON MCLB MUST BE RECORDED ON YOUR STATE HARVEST RECORD.**

## Tracking Wounded Game

Tracking wounded game requires persistence and skill. If you are unable to locate an animal within one hour of beginning tracking or one hour after sunset, contact the Conservation Law Enforcement Officer or other duty personnel for assistance. Generally other hunters will volunteer their assistance to track with you. The following are helpful tips for tracking wounded game:

- Monitor the behavior of the animal after the shot and make a mental note of the last location where you observed it.
- Wait a minimum of 30 minutes to leave your stand before retrieving your arrow/bolt or to look for sign. Even if you hear the animal fall wait 30 minutes.
- Carry a flashlight (or headlamp) and spare batteries.
- Observe the color, odor, amount of blood, and/or color and texture of any hair. Wait a minimum of 1 hour if you observe foul-smelling, greenish or very dark red blood as this may indicate a gut or liver shot. Bright red blood may indicate a muscle shot while bright red blood with bubbles or froth indicates a lung or heart shot.
- Blood splatters will indicate the direction and speed the injured animal is traveling. Oblong splatters indicate a higher rate of speed as opposed to round splatters.
- Bring a roll of toilet paper or other appropriate markers to mark the blood trail. Marking the trail will help establish a line of travel.
- Minimize the number of assistants helping to trail (this will confuse the scent if a tracking dog is required). Only 2-3 individuals should help track.
- Tracking dogs may be available to assist with locating wounded game. Tracking dog owners will post their information at the Game Warden Office

## Small Game Hunting

Small game hunting for mourning doves, gray squirrels, or other species as designated by Natural Resources is allowed. Small game hunting is restricted to shotgun (#6-#8 shot shell size) or archery only and designated areas. Hunters must purchase a Base small game hunting permit with the exception of hunters who have purchased a Base deer hunting permit. Hunters must notify Natural Resources a minimum of one week in advance of small game hunting. Small game hunting, with the exception of youth waterfowl, is not allowed between Oct. 20th and Nov. 20th.

### Fox Squirrels

Fox squirrels may not be hunted aboard MCLB Albany.

### Bobwhite Quail

Bobwhite quail hunting is restricted to special hunts for active duty dependents and their sponsor or other groups at the discretion of the Natural Resources Manager. Special bobwhite quail hunts will be announced as available.

### Waterfowl

A limited number of hunts will be scheduled during waterfowl season at Indian Lake. Waterfowl hunting is currently limited to youth only with active duty dependents receiving priority. Youth sponsors may bring up to two dependents per hunt. The sponsor and dependent(s) may shoot. Hunting is from designated blinds or areas only.




### Predators & Furbearers

Coyotes, feral hogs, and armadillos may be harvested throughout MCLB Albany's designated deer season or during special announced hunts. Foxes, raccoons, opossums, and bobcats may be harvested during their respective statewide seasons up to the end of MCLB Albany's designated deer season. No trapping is allowed or night hunting is allowed. Archery hunting only.

## Dog Training

Dog training is allowed aboard MCLB Albany for bird dogs using pen-raised quail and pigeons within designated areas. Trainers must provide one week notice to the Natural Resources Manager prior to conducting training activities. No training will be allowed between Oct. 20th and Nov. 20th. Wild birds may not be hunted during dog training. A MCLB Albany small game hunting permit is required to train bird hunting dogs. Training of other hunting dogs for the use of tracking, retrieving, or trailing is by appointment or permission of the Natural Resources Manager only. Retrieving dogs should not be trained in locations where alligators are present (Indian Lake/Horseshoe Pond).



## Local Game Processors and Taxidermists

Additional feral hog/ white-tailed deer processors and taxidermists can be found on the Georgia Department of Natural Resources website at: <http://www.georgiawildlife.com/Hunting/Processors>

Local Game Processors Include:

- Abbott's (Dougherty County) – (229) 883-6017
- Wayne's Deer Processing (Dougherty County) – (229) 878-0714
- Country Jack's (Lee County) – (229) 883-6017
- Branch Deer Processing & Taxidermy Services – (229) 759-2869
- Bob Miles Taxidermy & Deer Processing (Terrell County) – (229) 623-5285

Local Game Taxidermists Include:

- H&H Taxidermy (Terrell County) – (229) 894-1485
- Bob Miles Taxidermy & Deer Processing (Terrell County) – (229) 623-5285
- Robert Grayson Taxidermy (Lee County) – (229) 883-4208
- Branch Deer Processing & Taxidermy Services – (229) 759-2869



## Hunter Advisory Group

The MCLB Albany Hunter Advisory Group (HAG) provides recommendations and comments to the Natural Resources Manager and Environmental Branch Head concerning hunting related issues onboard MCLBA. The Hunter Advisory Group consists of the Environmental Branch Manager, Natural Resources Manager, the Conservation Law Enforcement Officer (who serves an advisory role), and representatives from active duty officer, active duty enlisted, retiree, and civilian hunting permit holders. Group members are volunteers and serve for a period of no more than two years. The HAG functions to effectively summarize the viewpoints, comments, and suggestions of their respective groups and as a springboard for innovations and improvements to the hunting program.

## Conservation Volunteer Program

The Conservation Volunteer Program (CVP) is a volunteer program available to anyone with Base access. CVP members assist with a variety of Natural Resources projects including maintaining the archery range, cleaning and installing nesting boxes, monitoring and filling fish feeders, biological surveys, maintaining the Indian Lake boardwalk, interpretative and multi-use trails, and assisting with the Natural and Cultural Resources Center and nature garden. CVP volunteers also serve as mentors to other hunters or individuals interested in outdoor recreation. Volunteers are matched to projects reflecting their interests and skill sets and are organized by Conservation Volunteer Coordinators. Volunteers are provided all materials and supplies necessary for their assigned task.

Contact 639-5188 or 639-9946 for more information about the Hunter Advisory Group and Conservation Volunteer Program.





## **Other Hunting Opportunities**

Over 1 million acres of public land, known as Wildlife Management Areas (WMAs), are managed by the State of Georgia, Department of Natural Resources, Wildlife Resources Division. These public lands are primarily managed for hunting, fishing, and other forms of compatible recreation. Thirteen WMAs are located within an hour and a half drive of MCLB Albany. These WMAs offer a variety of recreational opportunities including sign-in and quota big game and small game hunts. Contact the Region V Game Management office at (229) 430-4254 or visit [www.gohuntgeorgia.com](http://www.gohuntgeorgia.com) for additional information. Resident hunters who do not possess a Sportsmen's License, Honorary or Lifetime License, must purchase a \$19 Wildlife Management Area Stamp to hunt on WMAs.

The Army Corps of Engineers, the U.S. Fish and Wildlife Service, Department of Defense, and the U.S. Forest Service also manage public lands available for hunting in Georgia. Information on these lands may also be found at [www.gohuntgeorgia.com](http://www.gohuntgeorgia.com) or by visiting the appropriate Agency's website. These lands include Oconee National Forest, Chattahoochee National Forest, Eufaula National Wildlife Refuge, Cumberland Island and many others.

### **Fort Benning**

Fort Benning, located approximately 1.5 hours north of MCLBA near Columbus, Georgia, provides excellent opportunities for active duty, retirees, and civilian DoD employees to hunt feral hogs, white-tailed deer, wild turkey, and other game species. The installation has 20,000+ acres of land available for hunting with ample camping and other amenities. Click on the following link to visit Fort Benning's website: <http://www.benningmwr.com/odr-huntingandfishing.php> for more information.

### **Local Public Shooting Ranges**

Public shooting ranges are located at Chickasawhatchee WMA (Dougherty County), Mayhaw WMA (Miller County), and Hannahatchee WMA (Stewart County). The nearest public range to MCLBA, is located at Chickasawhatchee WMA off of Leary Road and Pine Island Road. This range includes a 200-yard rifle range, 50-yard pistol range, and an archery range and is open Tuesday-Saturday from 10:00 am to 6:00 pm and on Sunday from 12:00 am to 6:00 pm. Individuals must either possess a Wildlife Management Area Stamp, Honorary, Lifetime or Sportsmen's License, or purchase a Georgia Outdoor Recreation Pass (GORP) to utilize the range.

For more information on these and other WMA shooting ranges click on the following link: <http://www.gohuntgeorgia.com/hunting/archery-shooting-ranges> or contact the local GA DNR Game Management office at (229) 430-4254.

## **Contacts**

### **Natural Resources Personnel**

Natural Resources Manager

Julie Robbins (229) 639-9946, [julie.m.robbins@usmc.mil](mailto:julie.m.robbins@usmc.mil)

Building 5526

Conservation Law Enforcement Officer

Al Belanger (229) 639-5188, duty cell phone (229) 809-2495 [alfred.belanger@usmc.mil](mailto:alfred.belanger@usmc.mil)

Building 5643

Environmental Branch Head

Brian Wallace, (229) 639-8616 [brian.wallace@usmc.mil](mailto:brian.wallace@usmc.mil)

Building 5526

### **After Hours, Emergency**

Conservation Law Enforcement Officer, Al Belanger (229) 639-5188, duty cell phone (229) 809-2495

911/PMO – (229) 639-5911

### **Hunter Comments/ ICE**

Comments concerning the hunting program, staff, and our services are encouraged and can be submitted by visiting our ICE website [http://ice.disa.mil/index.cfm?fa=site&site\\_id=361](http://ice.disa.mil/index.cfm?fa=site&site_id=361)