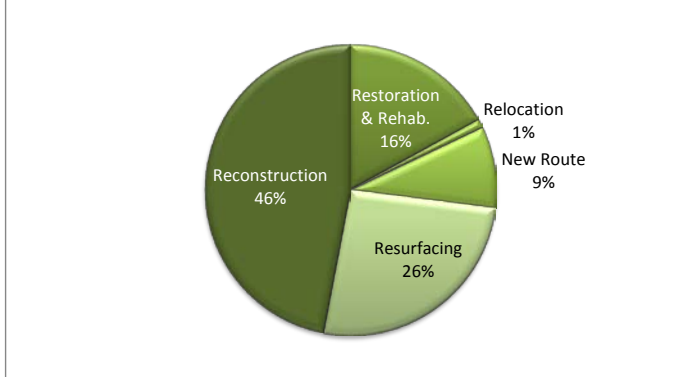


Obligation of Federal Funds for Roadway Projects by Improvement Type 1/

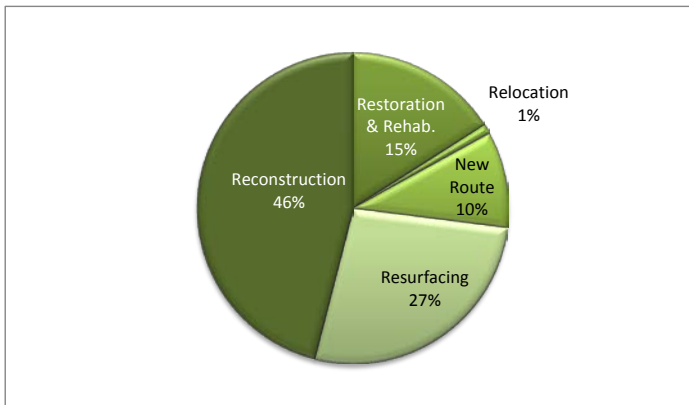
Year 2012 = \$18,363,789

Restoration & Rehab.	17%
Relocation	1%
New Route	9%
Resurfacing	26%
Reconstruction	47%



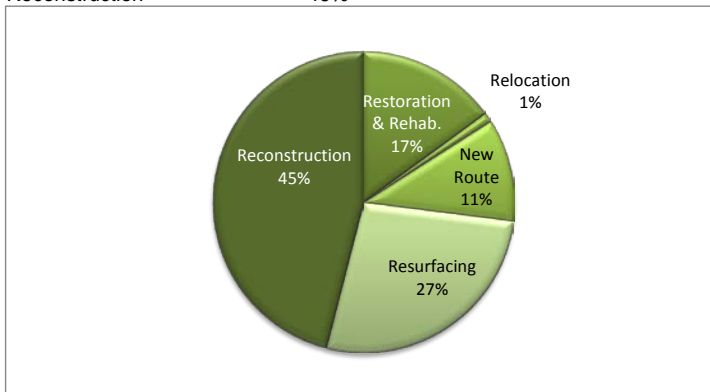
Year 2011 = \$17,301,024

Restoration & Rehab.	16%
Relocation	1%
New Route	10%
Resurfacing	27%
Reconstruction	46%



Year 2010 = \$22,692,585

Restoration & Rehab.	15%
Relocation	1%
New Route	11%
Resurfacing	27%
Reconstruction	46%



1/ Data source is the Fiscal Management Information System (FMIS) of the Federal Highway Administration. Major widening is now included in Reconstruction-added capacity. Minor widening is now included in Reconstruction-no added capacity. Reconstruction in these piecharts includes both major widening or minor widening.