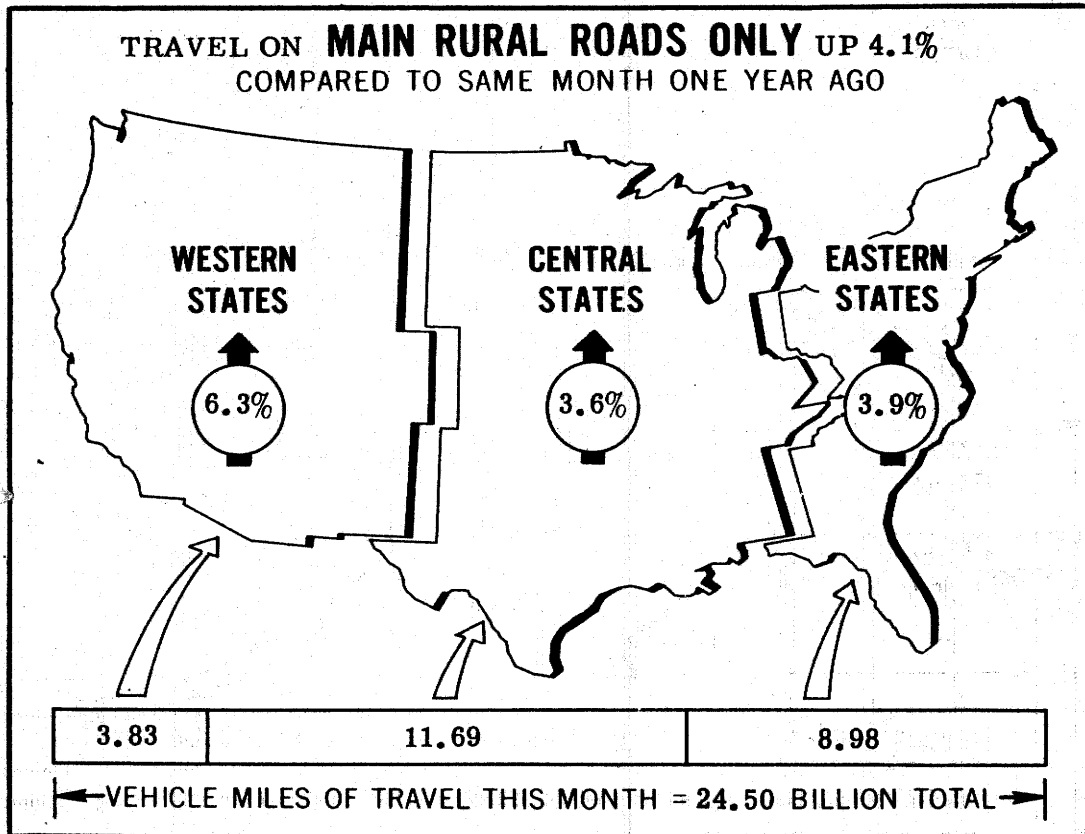


# TRAFFIC VOLUME TRENDS

U. S. DEPARTMENT OF TRANSPORTATION  
FEDERAL HIGHWAY ADMINISTRATION  
BUREAU OF PUBLIC ROADS

FEBRUARY 1967 <sup>1/</sup>

TRAVEL ON **ALL ROADS AND STREETS** UP 3.6%  
COMPARED TO SAME MONTH ONE YEAR AGO



<sup>1/</sup>ALL DATA FOR THIS MONTH ARE PRELIMINARY; REVISED VALUES FOR PREVIOUS MONTH ARE SHOWN IN TABLES 1 AND 2

FOR OFFICIAL DISTRIBUTION

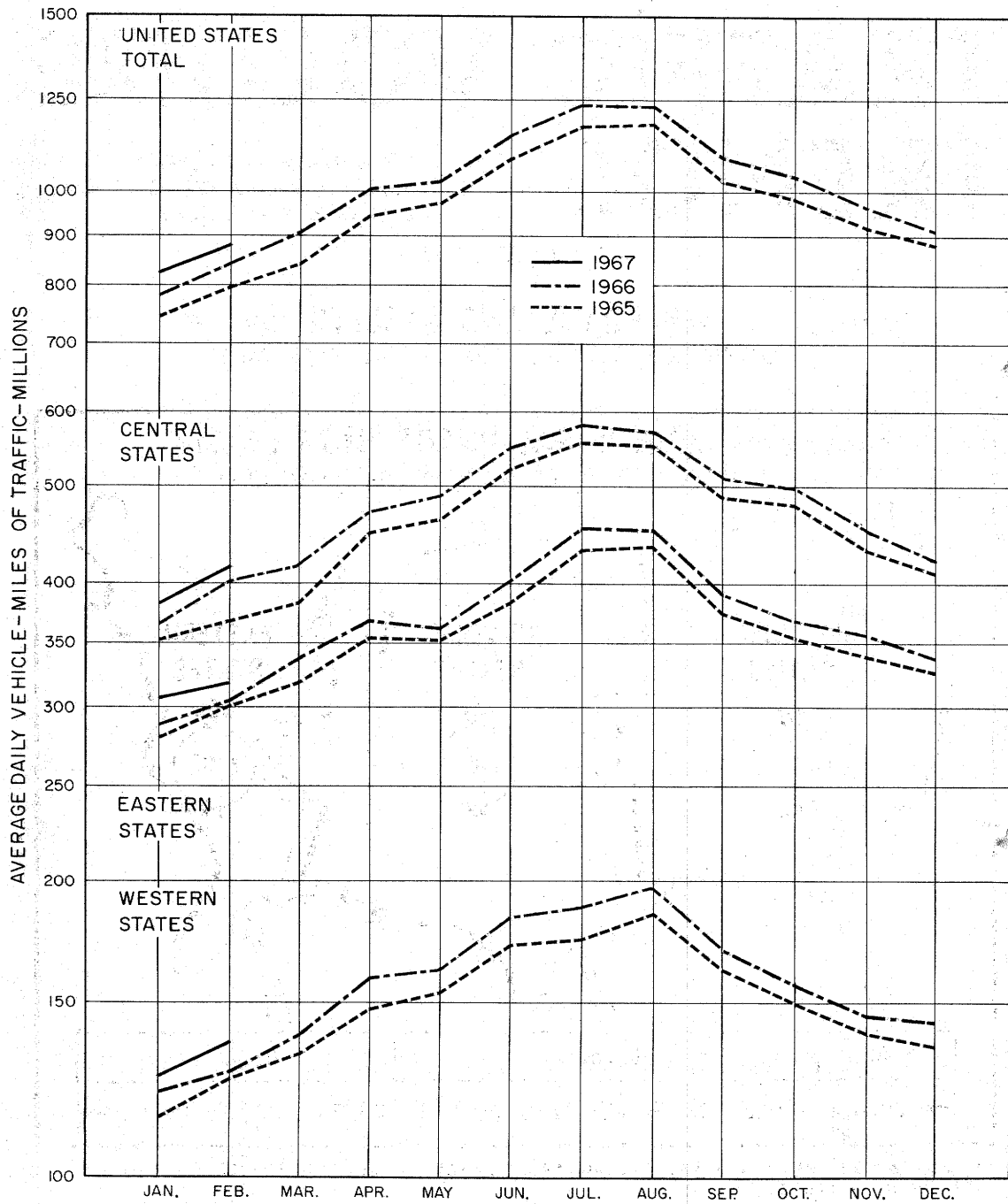


FIGURE I-TRAVEL ON MAIN RURAL ROADS, BY MONTHS

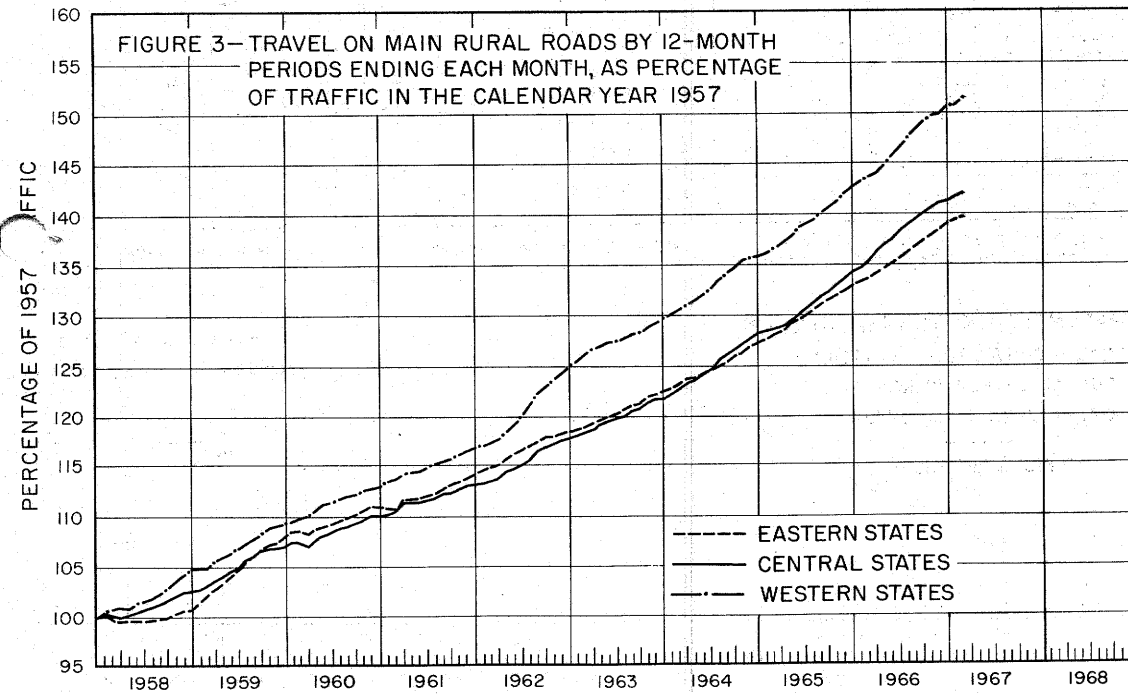
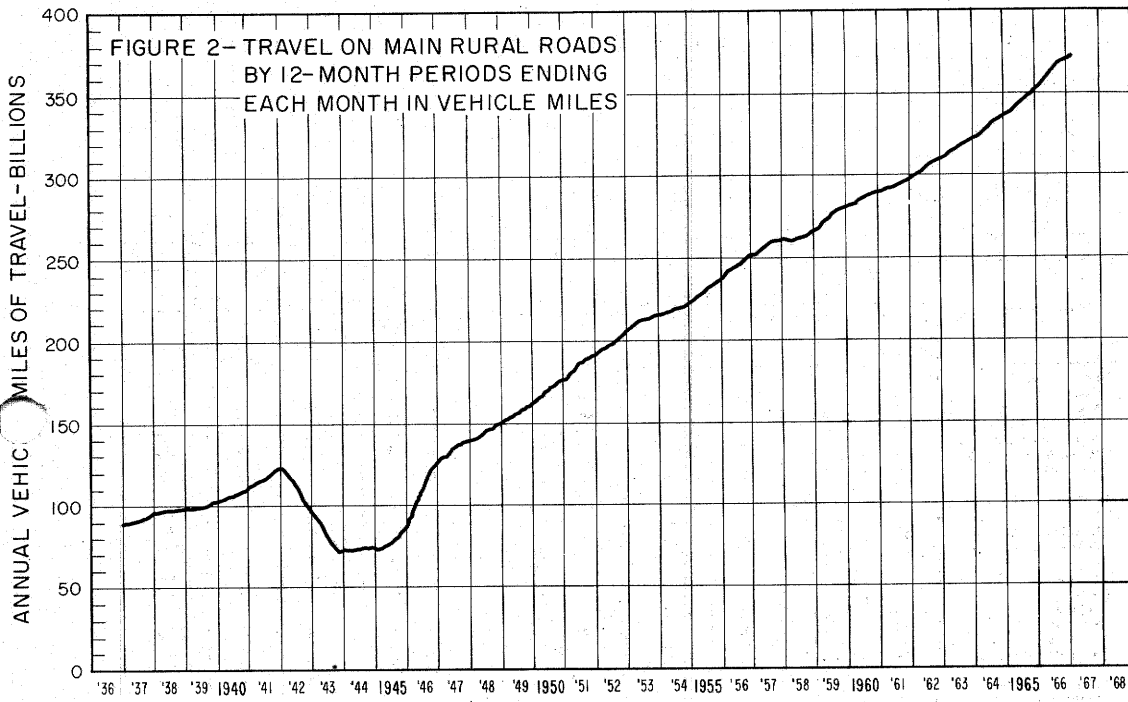


Table 1.—Summary by Road Class and by Geographic Area

	Preliminary data for February			Revised data for January		
	Vehicle-miles (millions)		Percentage change	Vehicle-miles (millions)		Percentage change
	1967	1966		1967	1966	
<b>Class of road, All States:</b>						
Main rural roads . . . . .	24,607	23,632	+4.1	25,517	24,195	+5.5
Local rural roads . . . . .			+2.9			+3.6
All rural roads . . . . .			+3.8			+5.0
City streets . . . . .			+3.5			+4.4
All roads and streets . . . . .			+3.6			+4.7
<b>48 States (main rural only):</b>						
Eastern region . . . . .	8,960	8,647	+3.9	9,565	8,962	+6.7
Central region . . . . .	11,694	11,283	+3.6	11,944	11,353	+5.1
Western region . . . . .	3,830	3,604	+6.3	3,925	3,802	+2.7
<b>Total . . . . .</b>	<b>24,504</b>	<b>23,534</b>	<b>+4.1</b>	<b>25,434</b>	<b>24,117</b>	<b>+5.5</b>

Table 2.—Changes on Main Rural Roads by States

Division and state	February (preliminary)		January (revised)		Division and state	February (preliminary)		January (revised)	
	Number of stations <sup>1</sup>	Per-centage change	Number of stations <sup>1</sup>	Per-centage change		Number of stations <sup>1</sup>	Per-centage change	Number of stations <sup>1</sup>	Per-centage change
<b>NEW ENGLAND:</b>					<b>EAST SOUTH CENTRAL:</b>				
Connecticut . . . . .	15	+1.3	16	+9.3	Alabama . . . . .	35	+5.2	36	+8.7
Maine . . . . .	13	-0.3	15	+9.6	Kentucky . . . . .	32	+8.7	32	+11.7
Massachusetts . . . . .	-	-	-	-	Mississippi . . . . .	43	+4.8	38	+5.2
New Hampshire . . . . .	15	+5.0	56	+11.2	Tennessee . . . . .	23	+3.7	23	+9.4
Rhode Island . . . . .	5	+0.9	-	-	<b>WEST NORTH CENTRAL:</b>				
Vermont . . . . .	34	+9.7	32	+8.7	Iowa . . . . .	23	-1.0	25	+3.5
<b>MIDDLE ATLANTIC:</b>					Kansas . . . . .	67	+6.1	67	+3.6
New Jersey . . . . .	9	-1.6	12	+4.5	Minnesota . . . . .	23	-0.6	22	+3.1
New York . . . . .	24	+5.1	23	+5.6	Missouri . . . . .	16	+7.2	16	+6.5
Pennsylvania . . . . .	12	+3.9	44	+6.8	Nebraska . . . . .	21	+5.4	19	+6.2
<b>SOUTH ATLANTIC (North):</b>					North Dakota . . . . .	26	-7.0	34	-1.0
Delaware . . . . .	9	+5.4	8	+11.8	South Dakota . . . . .	31	+0.9	31	0.0
Maryland . . . . .	33	+4.5	33	+8.3	<b>WEST SOUTH CENTRAL:</b>				
Virginia . . . . .	-	+4.6	-	+3.7	Arkansas . . . . .	33	+5.6	31	+7.0
West Virginia . . . . .	24	+3.6	20	+10.9	Louisiana . . . . .	37	+3.6	35	+7.1
<b>SOUTH ATLANTIC (South):</b>					Oklahoma . . . . .	27	+4.7	13	+11.7
Florida . . . . .	62	+4.6	62	+5.1	Texas . . . . .	85	+6.2	86	+6.5
Georgia . . . . .	34	+3.5	29	+6.8	<b>MOUNTAIN:</b>				
North Carolina . . . . .	40	+6.3	39	+8.5	Arizona . . . . .	12	+5.5	13	+5.2
South Carolina . . . . .	9	+1.7	9	+6.9	Colorado . . . . .	32	+0.7	30	-0.3
<b>EAST NORTH CENTRAL:</b>					Idaho . . . . .	29	+6.7	29	+2.1
Illinois . . . . .	19	+3.4	19	+4.8	Montana . . . . .	22	+3.5	23	+4.4
Indiana . . . . .	20	0.0	20	+1.1	Nevada . . . . .	32	-1.0	34	+3.3
Michigan . . . . .	-	-	34	-0.9	New Mexico . . . . .	-	+7.2	-	+2.0
Ohio . . . . .	14	+3.8	10	+4.8	Utah . . . . .	30	+7.3	33	+3.3
Wisconsin . . . . .	45	-1.7	51	+4.0	Wyoming . . . . .	27	+0.4	30	-1.3
<b>PACIFIC:</b>					<b>PACIFIC:</b>				
Alaska . . . . .	13	+2.1	16	+3.2	California . . . . .	-	+8.7	-	+2.7
Hawaii . . . . .	-	-	-	-	Oregon . . . . .	82	+3.4	85	+4.7
					Washington . . . . .	15	+6.4	15	+9.1

<sup>1</sup>Rural mileage of each major toll route is considered as one station. Where the number of stations is not shown, the States prepared traffic estimates, generally based on extensive traffic sampling surveys.

U. S. DEPARTMENT OF TRANSPORTATION  
FEDERAL HIGHWAY ADMINISTRATION  
BUREAU OF PUBLIC ROADS  
WASHINGTON, D. C. 20591

POSTAGE AND FEES PAID  
FEDERAL HIGHWAY ADMINISTRATION

OFFICIAL BUSINESS