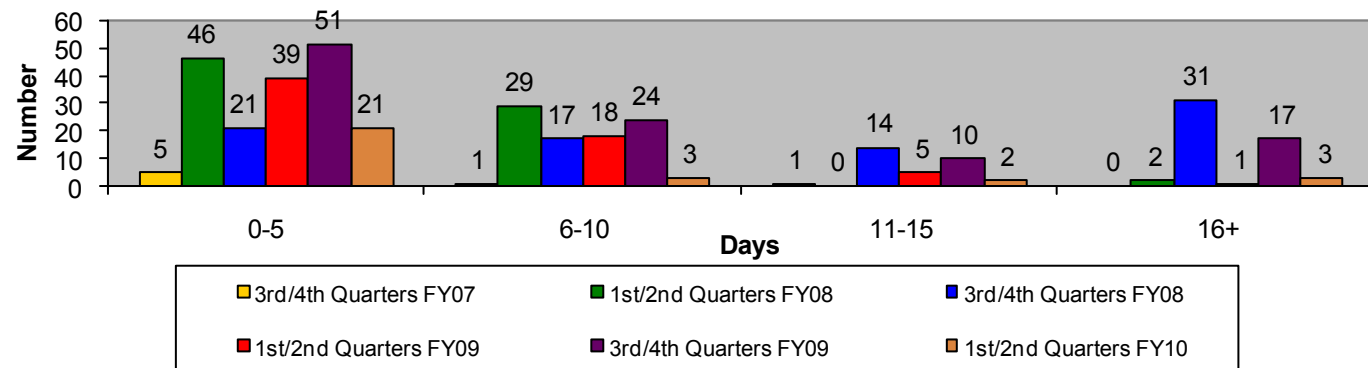


Approval of ER Damage Inspection Reports



This chart shows the timeliness of approval for emergency relief (ER) damage inspection reports. Our goal is to approve 90% of these reports within 10 days of receipt.

- For the 1st/2nd quarters of FY 2010 we fell 7% short of our goal due to the increased work load resulting from the Recovery Act. We approved 83% of the damage inspection reports within 10 days of receipt.
- For the 3rd/4th quarters of FY2009 we fell 16% short of our goal due to the increased work load resulting from the Recovery Act. We approved 74% of the damage inspection reports within 10 days of receipt.
- We met our goal of 90% for the 1st/2nd quarters of FY2009.
- [Note: We did not meet our goal in the 3rd/4th quarters of FY2008. This is attributed to the Washington Division revising its long-standing policy on "debris removal."]

TRANSPORTATION NOT A HEADLINE FOR 2010 OLYMPICS

The Washington Division, FHWA, in 2004, recognizing the importance of providing for and encouraging planning for major events such as the Olympics as a part of meeting the continuing needs of the traveling public, facilitated the award of a Peer Exchange grant through its Planning Capacity Building Program.

Local elected officials, the Metropolitan Planning Organization, State and Federal agencies traveled to Salt Lake City on the first leg of a Peer Exchange led by Whatcom Council of Governments to initiate and coordinate transportation planning for US regional, state and local interests related to the 2010 Winter Olympic Games in Vancouver, BC. Fifteen members of the Washington State delegation met with their counterparts in Utah who successfully hosted the Salt Lake City Olympic Games in 2002. The

meetings provided for the collection of information and lessons learned regarding transportation mobility, safety and security impacts and needs that must be addressed in planning for Vancouver's 2010 Winter Olympics. The second part of the peer exchange brought a delegation of Salt Lake City Transportation Specialists to Bellingham, WA to share their experiences with a larger group of affected and interested parties in Northwest Washington.

Continued coordination by Division staff working with WSDOT and Whatcom Council of Government helped to ensure that appropriate and critical transportation issues were addressed and resolved during the six year development and implementation of Olympics-related transportation plans, helping to make transportation a non-story of the Games.

For more information contact:

Dan Mathis
Division Administrator
FHWA Washington Division
360-753-9480
Daniel.Mathis@dot.gov

Megan P. Hall
Local Programs/Research & T2 Engineer
FHWA Washington Division
360-753-8079
Megan.Hall@dot.gov



Semi-Annual Project Delivery Report

With data from Federal Fiscal Year 2010 Quarters 1 & 2 (October 2009-March 2010)
Issue VII, April 30, 2010

EVERY DAY COUNTS (EDC)

The Federal Highway Administration (FHWA) has recently adopted an initiative called "Every Day Counts" to identify ways to shorten the amount of time it typically takes to deliver highway construction projects from conception to completion. Every Day Counts (EDC) is designed to identify and deploy innovation aimed at shortening project delivery, enhancing the safety of our roadways, and improving environmental sustainability.

FHWA believes that several opportunities exist in the current project delivery process where innovative approaches will improve project delivery times. We have decided to focus on this initial series of technologies and innovations as we look to meet our transportation needs: Accelerating Technology and Innovation Deployment, Shortening Project Delivery Toolkit, and Accelerated Project Delivery Methods.

Building projects more quickly depends on the highway community advancing innovative practices to a level of routine use. EDC focuses FHWA's efforts to make innovative contracting every day standard business practice.

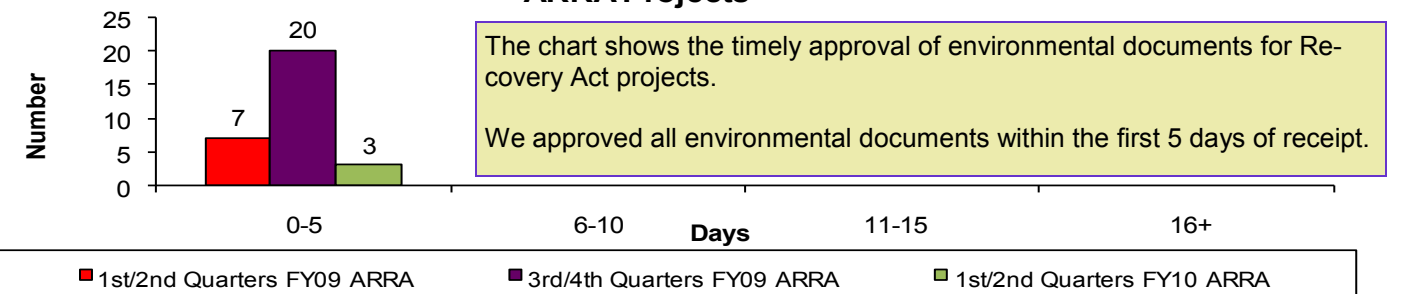
The EDC Initiative was presented to State DOTs at the AASHTO Spring Business Meeting in May 2010. EDC is designed to focus on the deployment of a finite set of initiatives. Performance measures will be developed, and EDC Implementation Teams will work with our State, local, and industry partners to deploy the initiatives.

We here in the Washington Division have been practicing our own version of EDC to accelerate project delivery for several years. This includes measuring and reporting the time it takes for us to take project actions as noted throughout this report. Our goal is to continue to set the standard for excellence in FHWA in project delivery.



American Recovery and Reinvestment Act (ARRA) Activity

Approval of Categorical Exclusion for ARRA Projects



The chart shows the timely approval of environmental documents for Recovery Act projects. We approved all environmental documents within the first 5 days of receipt.

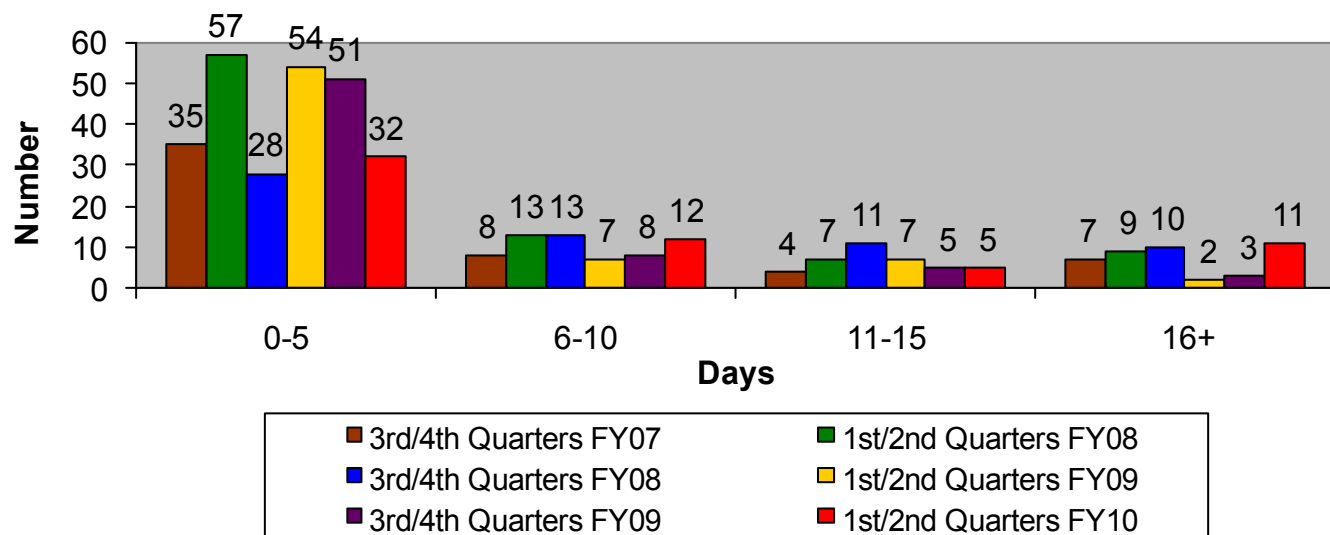
Timeliness of Authorizations for Recovery Act Projects

The chart shows the timeliness of approval of project authorization/modifications for the Recovery Act projects.

For FY2010 we approved 115 of the 118 authorizations/modifications within the first 5 days of receipt.

Number of Days	2009	2010
0 to 5 Days	312	115
6 to 10 Days	1	3
11 to 15 Days	0	0
16 to 20 Days	0	0
20 + Days	0	0
TOTALS	313	118

Approval of Documented Categorical Exclusions



This chart shows the timeliness of approval of documented categorical exclusions (DCEs) semi-annually from FY2007 to FY2010. As the chart depicts, we are approving the vast majority of DCEs within the first 10 days of receipt.

OTHER APPROVALS/ACTIONS

Environmental Document Approvals

- South Park Bridge Replacement Project FEIS was approved on December 8, 2009
- South Park Bridge Replacement Project ROD was approved on February 3, 2010
- I-5 Tacoma HOV -SR 16 to Port of Tacoma Road Interchange FONSI was approved on January 7, 2010
- Novelty Hill Road Project EA was approved on February 19, 2010
- Salmon Creek Interchange Project FONSI was approved on March 25, 2010
- SR 502 Corridor Widening Project FEIS was signed on March 11, 2010

Design Approvals

- I-90 Two-way Transit and HOV, Stage 2 Project approved on December 12, 2009 (same day of receipt)
- I-90 Snoqualmie Pass East Project was approved on October 22, 2009 (same day of receipt)
- 1-82/Valley Mall Blvd. Interchange Project approved on December 7, 2009 (same day of receipt)
- I-5/SR 11 Interchange & Josh Wilson Road Realignment Project approved on November 5, 2009 (2 days after receipt)
- I-5 Tacoma HOV Program
 - Portland Ave. to Port of Tacoma Road northbound HOV approved on March 11, 2010 (2 days after receipt)
 - M Street to Portland Ave. HOV Project approved on October 28, 2009 (5 days after receipt)
- I-5 Blaine Exit 276 Interchange Improvement Project approved on November 19, 2009 (2 days after receipt)

Design Deviations

- I-5/SR 11 Interchange and Josh Wilson Road Realignment
 - Lane Width Deviation approved on October 30, 2010 (same day of receipt)
- I-5/196th St. (SR 524) Interchange Southbound Braided Ramp
 - Design Speed Deviation approved on March 12, 2010 (18 days after receipt)

Access Actions

- I-5/SR 167/SR 509 Interchange Amendment approved on February 10, 2010 (16 days after receipt)
- I-5 HOV Extension/Interchange Modifications approval on February 9, 2010 (20 days after receipt)
- I-5 Grand Mound to Maytown Interchange Modification approved on March 29, 2010 (7 days after receipt)

ENDANGERED SPECIES ACT (ESA) UPDATE

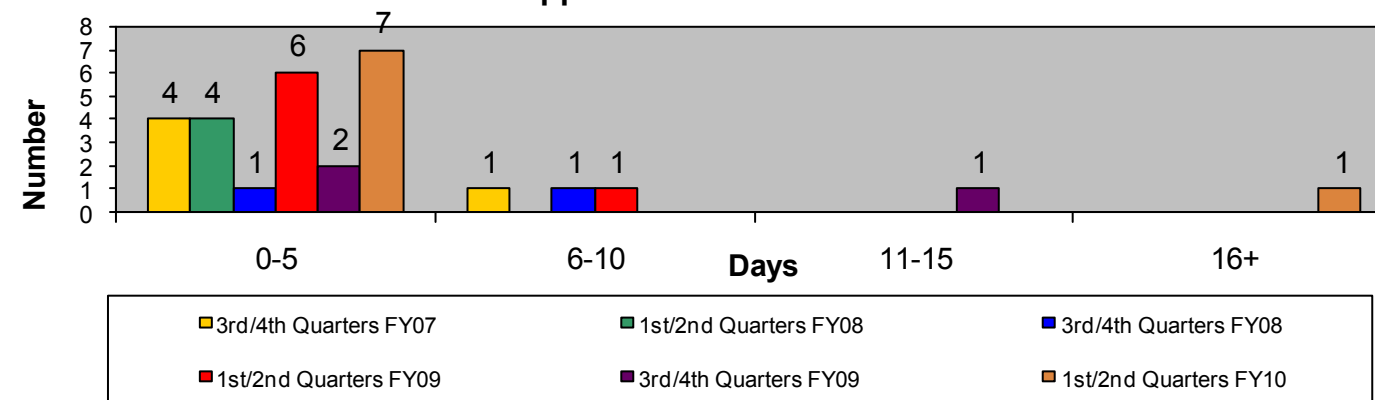
Columbia River Crossing

The replacement of the I-5 bridges across the Columbia River (the Columbia River Crossing Project) is of national significance and involves two State DOTs, two FHWA divisions, the Federal Transit Administration, and multiple regulatory agencies. In the ESA consultation the project staff are grappling with unprecedented challenges, including multiple bridge installations with extensive in-water work and 17 listed species occurring in the project area. FHWA, specifically the Washington Division, is taking an active role by dedicating a biologist to assist with analysis, multi-agency coordination, and impact minimization approaches. A draft Biological Assessment was submitted to National Marine Fisheries (NMFS) on April 7, 2010.

FHWA Requires Standard Template for Biological Assessments

In an effort to improve the quality of biological assessments and streamline the ESA Section 7 consultation process, FHWA sent a letter to WSDOT Environmental Affairs Office and Highway & Local Programs on May 17, 2010, requiring that new projects use the standard template which WSDOT developed in coordination with FHWA, United States Fish and Wildlife Service (USFWS) and NMFS.

Approval of R/W Cert 3s



This chart shows the timeliness of approval for right-of-way (R/W) Certifications 3 (Cert. 3s)

- A Cert. 3 occurs for parcels where not all rights have been obtained or there may be some displaces remaining.
- Our goal is to take action on / approve 90% of certification 3s within 10 days of receipt.
- Certifications that took longer than 10 days required negotiations that took additional time to finalize.

- * Approval of certifications 1 and 2 have been delegated to WSDOT.
- ** In order to authorize the advertisement of a project for construction, the State must certify the R/W has been cleared, per 23 CFR 635.309.
- *** Certification 3s are to be used only in very unusual circumstances.

Timeliness of Authorizations / Modifications (All Federal-aid Projects Including ARRA)

Number of Days	1999	2000	2001	2002	2003	2004	2005	2006	2007	2008	2009	2010
0 to 5 Days	208	780	858	724	1327	1463	1456	943	1451	1645	2261	971
6 to 10 Days	24	241	307	121	90	101	103	68	175	128	113	44
11 to 15 Days	12	77	109	39	10	22	24	13	37	12	7	3
16 to 20 Days	9	29	34	21	5	3	8	1	18	5	1	2
20 + Days	31	152	68	98	52	15	17	8	16	13	5	1
TOTALS	284	1279	1376	1003	1484	1604	1608	1033	1697	1803	2387	1021

This table reflects the number of authorizations / modifications approved within certain timeframes since 1999.

- For FY2009 and so far for FY2010 our approval has increased to 95%, up from FY2007's 86% within the first five (5) days.
- The 95% exceeded our goal of 90%!