






U.S. Department of Transportation (Federal Motor Carrier Safety Administration)

# Equal Employment Opportunity Data Posted Pursuant to the No Fear Act


Equal Employment Opportunity Data Posted Pursuant to Title III of the Notification and Federal Employee Antidiscrimination and Retaliation Act of 2002 (No FEAR Act), Pub. L. 107-174

Complaint Activity	Comparative Data					2016 thru 6/30
	Previous Fiscal Year Data					
	2011	2012	2013	2014	2015	
Number of Complaints Filed 	13	5	6	10	12	10
Number of Complainants 	13	5	6	10	12	10
Repeat Filers 	0	0	0	0	0	0



Complaints by Basis  Note: Complaints can be filed alleging multiple bases. The sum of the bases may not equal total complaints filed.	Comparative Data					2016 thru 6/30
	Previous Fiscal Year Data					
	2011	2012	2013	2014	2015	
Race	9	1	1	8	7	2
Color	5	1	1	4	1	2
Religion	1	0	0	0	0	0
Reprisal	5	3	1	4	10	5
Sex (including complaints filed under Equal Pay Act)	3	1	2	3	5	3
National Origin	4	0	0	1	1	0
Age	4	1	1	2	4	2
Disability	6	2	6	4	5	4
NonEEO basis	0	0	0	0	1	0
Genetics	0	0	0	0	0	0
PDA	0	0	0	0	0	0


Complaints by Issues  Note: Complaints can be filed alleging multiple bases. The sum of the bases may not equal total complaints filed.	Comparative Data					2016 thru 6/30
	Previous Fiscal Year Data					
	2011	2012	2013	2014	2015	
Appointment/Hire	2	0	0	0	0	0
Assignment of Duties	1	0	0	1	0	0


Awards	0	0	0	0	0	0
Conversion to Full Time	0	0	0	0	0	0
<b>Disciplinary Action</b>						
Demotion	0	0	0	0	0	0
Reprimand	0	0	0	0	0	0
Removal	0	0	0	0	0	0
Suspension	0	0	0	1	0	0
Other	0	0	0	0	0	0
Duty Hours	0	0	0	0	0	0
Evaluation/Appraisal	2	1	0	2	1	0
Examination/Test	0	0	0	0	0	0
<b>Harassment</b>						
Non-Sexual	5	1	3	9	9	8
Sexual	0	0	0	0	0	0
Medical Examination	0	0	0	0	0	0
Pay Including Overtime	0	0	0	0	0	0
Promotion/Non Selection	2	0	1	2	2	0
<b>Reassignment</b>						
Denied	0	0	0	0	0	0
Directed	1	0	0	0	1	0
Reasonable Accommodation	1	1	2	2	1	2
Reinstatement	0	0	0	0	0	0
Retirement	0	0	0	0	0	0
Termination	2	0	2	1	0	0
Terms/Conditions of Employment	0	0	0	0	1	0
Time and Attendance	0	1	0	0	0	0
Training	1	0	0	0	0	0
User Defined Other	0	1	1	0	0	0

Processing Time 	Comparative Data					2016 thru 6/30
	Previous Fiscal Year Data					
	2011	2012	2013	2014	2015	
<b>Complaints pending (for any length of time) during fiscal year</b>						
Average number of days in investigation stage	145.67	143.5	226.67	155.14	147.86	173.50
Average number of days in final action stage	44	17.71	56.67	64	62	106.25
<b>Complaints pending (for any length of time) during fiscal year where hearing was requested during fiscal year</b>						
Average number of days in investigation stage	132.29		268	178.4	144.5	184
Average number of days in final action stage	19.6	8.2	1			
<b>Complaints pending (for any length of time) during fiscal year where hearing was not requested</b>						
Average number of days in investigation	68.4	143.5	144	137	152.33	168.25

stage						
Average number of days in final action stage	2	41.5	84.5	64	62	106.25

Complaints Dismissed by Agency 	Comparative Data					2016 thru 6/30
	Previous Fiscal Year Data					
	2011	2012	2013	2014	2015	
Total Complaints Dismissed by Agency	14	0	2	1	3	3
Average days pending prior to dismissal	0	0	25	35	13	28
Complaints Withdrawn by Complainants 						
Total complaints Withdrawn by Complainants	0	0	0	0	1	0

Total Final Actions Finding Discrimination 	Comparative Data										2016 thru 6/30	
	Previous Fiscal Year Data											
	2011		2012		2013		2014		2015			
	#	%	#	%	#	%	#	%	#	%	#	%
Total Number Findings - Final Action	0		1		0		0		0		0	
Without Hearing	0	0.0	0	0.0	0	0.0	0	0.0	0	0.0	0	0.0
With Hearing	0	0.0	1	100.0	0	0.0	0	0.0	0	0.0	0	0.0

Findings of Discrimination Rendered by Basis 	Comparative Data(Sec. 1614.705)										2016 thru 6/30	
	Previous Fiscal Year Data											
	2011		2012		2013		2014		2015			
	#	%	#	%	#	%	#	%	#	%	#	%
<i>Note: Complaints can be filed alleging multiple bases. The sum of the bases may not equal total complaints and findings.</i>												
<b>Total Number Findings</b>	0		1		0		0		0		0	
Race	0	0.0	1	100.0	0	0.0	0	0.0	0	0.0	0	0.0
Color	0	0.0	0	0.0	0	0.0	0	0.0	0	0.0	0	0.0
Religion	0	0.0	0	0.0	0	0.0	0	0.0	0	0.0	0	0.0
Reprisal	0	0.0	1	100.0	0	0.0	0	0.0	0	0.0	0	0.0
Sex (including complaints filed under Equal Pay Act)	0	0.0	1	100.0	0	0.0	0	0.0	0	0.0	0	0.0
National Origin	0	0.0	0	0.0	0	0.0	0	0.0	0	0.0	0	0.0
Age	0	0.0	0	0.0	0	0.0	0	0.0	0	0.0	0	0.0
Disability	0	0.0	0	0.0	0	0.0	0	0.0	0	0.0	0	0.0
NonEEO basis	0	0.0	0	0.0	0	0.0	0	0.0	0	0.0	0	0.0
Genetics	0	0.0	0	0.0	0	0.0	0	0.0	0	0.0	0	0.0
PDA	0	0.0	0	0.0	0	0.0	0	0.0	0	0.0	0	0.0
<b>Findings After Hearing</b>	0		1		0		0		0		0	
Race	0	0.0	1	100.0	0	0.0	0	0.0	0	0.0	0	0.0
Color	0	0.0	0	0.0	0	0.0	0	0.0	0	0.0	0	0.0

Religion	0	0.0	0	0.0	0	0.0	0	0.0	0	0.0	0	0.0
Reprisal	0	0.0	1	100.0	0	0.0	0	0.0	0	0.0	0	0.0
Sex (including complaints filed under Equal Pay Act)	0	0.0	1	100.0	0	0.0	0	0.0	0	0.0	0	0.0
National Origin	0	0.0	0	0.0	0	0.0	0	0.0	0	0.0	0	0.0
Age	0	0.0	0	0.0	0	0.0	0	0.0	0	0.0	0	0.0
Disability	0	0.0	0	0.0	0	0.0	0	0.0	0	0.0	0	0.0
NONEEO	0	0.0	0	0.0	0	0.0	0	0.0	0	0.0	0	0.0
Genetics	0	0.0	0	0.0	0	0.0	0	0.0	0	0.0	0	0.0
PDA	0	0.0	0	0.0	0	0.0	0	0.0	0	0.0	0	0.0

<b>Findings Without Hearing</b>	0		0		0		0		0		0	
Race	0	0.0	0	0.0	0	0.0	0	0.0	0	0.0	0	0.0
Color	0	0.0	0	0.0	0	0.0	0	0.0	0	0.0	0	0.0
Religion	0	0.0	0	0.0	0	0.0	0	0.0	0	0.0	0	0.0
Reprisal	0	0.0	0	0.0	0	0.0	0	0.0	0	0.0	0	0.0
Sex (including complaints filed under Equal Pay Act)	0	0.0	0	0.0	0	0.0	0	0.0	0	0.0	0	0.0
National Origin	0	0.0	0	0.0	0	0.0	0	0.0	0	0.0	0	0.0
Age	0	0.0	0	0.0	0	0.0	0	0.0	0	0.0	0	0.0
Disability	0	0.0	0	0.0	0	0.0	0	0.0	0	0.0	0	0.0
NonEEO basis	0	0.0	0	0.0	0	0.0	0	0.0	0	0.0	0	0.0
Genetics	0	0.0	0	0.0	0	0.0	0	0.0	0	0.0	0	0.0
PDA	0	0.0	0	0.0	0	0.0	0	0.0	0	0.0	0	0.0

Findings of Discrimination Rendered by Issue	Comparative Data										2016 thru 6/30	
	Previous Fiscal Year Data											
	2011		2012		2013		2014		2015			
	#	%	#	%	#	%	#	%	#	%	#	%
<b>Total Number Findings</b>	0		1		0		0		0		0	
Appointment/Hire	0	0.0	0	0.0	0	0.0	0	0.0	0	0.0	0	0.0
Assignment of Duties	0	0.0	0	0.0	0	0.0	0	0.0	0	0.0	0	0.0
Awards	0	0.0	0	0.0	0	0.0	0	0.0	0	0.0	0	0.0
Conversion to Full Time	0	0.0	0	0.0	0	0.0	0	0.0	0	0.0	0	0.0
<b>Disciplinary Action</b>												
Demotion	0	0.0	0	0.0	0	0.0	0	0.0	0	0.0	0	0.0
Reprimand	0	0.0	0	0.0	0	0.0	0	0.0	0	0.0	0	0.0
Suspension	0	0.0	0	0.0	0	0.0	0	0.0	0	0.0	0	0.0
Removal	0	0.0	0	0.0	0	0.0	0	0.0	0	0.0	0	0.0
Other	0	0.0	0	0.0	0	0.0	0	0.0	0	0.0	0	0.0
Duty Hours	0	0.0	0	0.0	0	0.0	0	0.0	0	0.0	0	0.0
Evaluation/Appraisal	0	0.0	0	0.0	0	0.0	0	0.0	0	0.0	0	0.0
Examination/Test	0	0.0	0	0.0	0	0.0	0	0.0	0	0.0	0	0.0
<b>Harassment</b>												
Non-Sexual	0	0.0	1	100.0	0	0.0	0	0.0	0	0.0	0	0.0
Sexual	0	0.0	0	0.0	0	0.0	0	0.0	0	0.0	0	0.0
Medical Examination	0	0.0	0	0.0	0	0.0	0	0.0	0	0.0	0	0.0
Pay Including Overtime	0	0.0	0	0.0	0	0.0	0	0.0	0	0.0	0	0.0

Promotion/Non Selection	0	0.0	0	0.0	0	0.0	0	0.0	0	0.0	0	0.0
<b>Reassignment</b>												
Denied	0	0.0	0	0.0	0	0.0	0	0.0	0	0.0	0	0.0
Directed	0	0.0	0	0.0	0	0.0	0	0.0	0	0.0	0	0.0
Reasonable Accommodation	0	0.0	0	0.0	0	0.0	0	0.0	0	0.0	0	0.0
Reinstatement	0	0.0	0	0.0	0	0.0	0	0.0	0	0.0	0	0.0
Retirement	0	0.0	0	0.0	0	0.0	0	0.0	0	0.0	0	0.0
Termination	0	0.0	0	0.0	0	0.0	0	0.0	0	0.0	0	0.0
Terms/Conditions of Employment	0	0.0	0	0.0	0	0.0	0	0.0	0	0.0	0	0.0
Time and Attendance	0	0.0	0	0.0	0	0.0	0	0.0	0	0.0	0	0.0
Training	0	0.0	0	0.0	0	0.0	0	0.0	0	0.0	0	0.0
User Defined Other	0	0.0	0	0.0	0	0.0	0	0.0	0	0.0	0	0.0

<b>Findings After Hearing</b>	0		1		0		0		0		0	
Appointment/Hire	0	0.0	0	0.0	0	0.0	0	0.0	0	0.0	0	0.0
Assignment of Duties	0	0.0	0	0.0	0	0.0	0	0.0	0	0.0	0	0.0
Awards	0	0.0	0	0.0	0	0.0	0	0.0	0	0.0	0	0.0
Conversion to Full Time	0	0.0	0	0.0	0	0.0	0	0.0	0	0.0	0	0.0

<b>Disciplinary Action</b>												
Demotion	0	0.0	0	0.0	0	0.0	0	0.0	0	0.0	0	0.0
Reprimand	0	0.0	0	0.0	0	0.0	0	0.0	0	0.0	0	0.0
Suspension	0	0.0	0	0.0	0	0.0	0	0.0	0	0.0	0	0.0
Removal	0	0.0	0	0.0	0	0.0	0	0.0	0	0.0	0	0.0
Other	0	0.0	0	0.0	0	0.0	0	0.0	0	0.0	0	0.0



Duty Hours	0	0.0	0	0.0	0	0.0	0	0.0	0	0.0	0	0.0
Evaluation/Appraisal	0	0.0	0	0.0	0	0.0	0	0.0	0	0.0	0	0.0
Examination/Test	0	0.0	0	0.0	0	0.0	0	0.0	0	0.0	0	0.0


<b>Harassment</b>												
Non-Sexual	0	0.0	1	100.0	0	0.0	0	0.0	0	0.0	0	0.0
Sexual	0	0.0	0	0.0	0	0.0	0	0.0	0	0.0	0	0.0
Medical Examination	0	0.0	0	0.0	0	0.0	0	0.0	0	0.0	0	0.0
Pay Including Overtime	0	0.0	0	0.0	0	0.0	0	0.0	0	0.0	0	0.0
Promotion/Non Selection	0	0.0	0	0.0	0	0.0	0	0.0	0	0.0	0	0.0

<b>Reassignment</b>												
Denied	0	0.0	0	0.0	0	0.0	0	0.0	0	0.0	0	0.0
Directed	0	0.0	0	0.0	0	0.0	0	0.0	0	0.0	0	0.0
Reasonable Accommodation	0	0.0	0	0.0	0	0.0	0	0.0	0	0.0	0	0.0
Reinstatement	0	0.0	0	0.0	0	0.0	0	0.0	0	0.0	0	0.0
Retirement	0	0.0	0	0.0	0	0.0	0	0.0	0	0.0	0	0.0
Termination	0	0.0	0	0.0	0	0.0	0	0.0	0	0.0	0	0.0
Terms/Conditions of Employment	0	0.0	0	0.0	0	0.0	0	0.0	0	0.0	0	0.0
Time and Attendance	0	0.0	0	0.0	0	0.0	0	0.0	0	0.0	0	0.0
Training	0	0.0	0	0.0	0	0.0	0	0.0	0	0.0	0	0.0
User Defined Other	0	0.0	0	0.0	0	0.0	0	0.0	0	0.0	0	0.0

<b>Findings Without Hearing</b>	0		0		0		0		0		0	
Appointment/Hire	0	0.0	0	0.0	0	0.0	0	0.0	0	0.0	0	0.0
Assignment of Duties	0	0.0	0	0.0	0	0.0	0	0.0	0	0.0	0	0.0
Awards	0	0.0	0	0.0	0	0.0	0	0.0	0	0.0	0	0.0
Conversion to Full Time	0	0.0	0	0.0	0	0.0	0	0.0	0	0.0	0	0.0

<b>Disciplinary Action</b>												
Demotion	0	0.0	0	0.0	0	0.0	0	0.0	0	0.0	0	0.0
Reprimand	0	0.0	0	0.0	0	0.0	0	0.0	0	0.0	0	0.0
Suspension	0	0.0	0	0.0	0	0.0	0	0.0	0	0.0	0	0.0
Removal	0	0.0	0	0.0	0	0.0	0	0.0	0	0.0	0	0.0
Other	0	0.0	0	0.0	0	0.0	0	0.0	0	0.0	0	0.0
Duty Hours	0	0.0	0	0.0	0	0.0	0	0.0	0	0.0	0	0.0
Evaluation/Appraisal	0	0.0	0	0.0	0	0.0	0	0.0	0	0.0	0	0.0
Examination/Test	0	0.0	0	0.0	0	0.0	0	0.0	0	0.0	0	0.0
<b>Harassment</b>												
Non-Sexual	0	0.0	0	0.0	0	0.0	0	0.0	0	0.0	0	0.0
Sexual	0	0.0	0	0.0	0	0.0	0	0.0	0	0.0	0	0.0
Medical Examination	0	0.0	0	0.0	0	0.0	0	0.0	0	0.0	0	0.0
Pay Including Overtime	0	0.0	0	0.0	0	0.0	0	0.0	0	0.0	0	0.0
Promotion/Non Selection	0	0.0	0	0.0	0	0.0	0	0.0	0	0.0	0	0.0
<b>Reassignment</b>												
Denied	0	0.0	0	0.0	0	0.0	0	0.0	0	0.0	0	0.0
Directed	0	0.0	0	0.0	0	0.0	0	0.0	0	0.0	0	0.0
Reasonable Accommodation	0	0.0	0	0.0	0	0.0	0	0.0	0	0.0	0	0.0
Reinstatement	0	0.0	0	0.0	0	0.0	0	0.0	0	0.0	0	0.0
Retirement	0	0.0	0	0.0	0	0.0	0	0.0	0	0.0	0	0.0
Termination	0	0.0	0	0.0	0	0.0	0	0.0	0	0.0	0	0.0
Terms/Conditions of Employment	0	0.0	0	0.0	0	0.0	0	0.0	0	0.0	0	0.0
Time and Attendance	0	0.0	0	0.0	0	0.0	0	0.0	0	0.0	0	0.0
Training	0	0.0	0	0.0	0	0.0	0	0.0	0	0.0	0	0.0
User Defined Other	0	0.0	0	0.0	0	0.0	0	0.0	0	0.0	0	0.0

Pending Complaints Filed in Previous Fiscal Years by Status 	Comparative Data					2016 thru 6/30
	Previous Fiscal Year Data					
	2011	2012	2013	2014	2015	
Total complaints from previous Fiscal Years	17	6	6	3	7	10
Total Complainants	7	5	6	3	7	10
<b>Number complaints pending</b> 						
Investigation	2	3	0	0	0	0
Hearing	13	2	2	2	6	9
Final Agency Action	2	1	0	0	0	1
Appeal with EEOC Office of Federal Operations	0	0	4	1	1	0

Complaint Investigations 	Comparative Data					2016 thru 6/30
	Previous Fiscal Year Data					
	2011	2012	2013	2014	2015	
Pending Completion Where Investigation Exceeds Required Time Frames	1	0	1	0	0	0