


# 2015

**AER**

• HIGHWAY SAFETY PROGRAM ANNUAL EVALUATION REPORT •



## Table of Contents

<b>Fiscal Year 2015 Highlights</b> .....	<b>2</b>
<b>Introduction</b> .....	<b>2</b>
<b>Illinois Quick Facts</b> .....	<b>3</b>
<b>Fiscal Year 2015 Allocated Funds</b> .....	<b>4</b>
<b>Program Goals and Accomplishments</b> .....	<b>4</b>
<b>Map of Local Projects</b> .....	<b>35</b>
<b>Outreach Efforts/Special Events</b> .....	<b>37</b>
<b>Evaluation of Fiscal Year 2015 Mobilizations</b> .....	<b>40</b>
<b>Paid Media Summary</b> .....	<b>51</b>
<b>Earned Media Summary</b> .....	<b>51</b>
<b>2015 Legislation</b> .....	<b>54</b>
<b>Program Cost Summary</b> .....	<b>55</b>
<b>Addendum 1 – Earned Media Activities</b> .....	<b>59</b>

## Division of Traffic Safety Programs

The Division of Traffic Safety offers a number of traffic safety programs and services which focus attention on specific areas of concern. Information on the programs listed below can be acquired by calling the telephone numbers listed or (217) 524-4875 (TTY) Ameritech relay number. You may also request the information by writing to the Illinois Department of Transportation, Division of Traffic Safety, at 1340 North 9th Street, P.O. Box 19245, Springfield, IL 62794-9245, by calling (217) 782-4972 or by visiting our website at [www.idot.illinois.gov](http://www.idot.illinois.gov).

### Crash Information (217) 782-2575

- State route crash data • Crash data • Racial Profiling (217) 785-2364
- Fatal Analysis Reporting System (FARS), including alcohol and drug-related fatal crash data

### Highway Safety Programs (217) 782-4972

- Occupant protection • Impaired driving • Traffic records • Traffic law enforcement • Motorcycle safety

### Commercial Vehicle Safety (217) 785-1181

- Motor Carrier Safety • Hazardous Materials Transportation
- Commercial Vehicle Safety Audits • Periodic Vehicle Inspection
- School Bus Safety Inspection

### Survey Information (217) 785-1181

- Seat belt and car seat usage observational surveys
- Motorcycle helmet usage observational surveys • Opinion surveys

### Websites

- [www.idot.illinois.gov](http://www.idot.illinois.gov) • [www.nhtsa.dot.gov](http://www.nhtsa.dot.gov)

## Mission

As part of the Illinois Department of Transportation (IDOT), the Division of Traffic Safety's mission is to formulate, coordinate and deliver information, services and programs which will mobilize public and private resources to establish effective public policy and integrated programs across all modes of transportation to improve safety in Illinois.

## FY 2015 Highlights

- Achieved a seat belt usage rate of 95.2 percent.
- Hosted the National Lifesavers Conference in Chicago on March 15-17, 2015.
- Trained over 16,100 motorcyclists in calendar year 2015 through IDOT's Cycle Rider Safety Training Program.
- DTS funded over 175 state and local law enforcement agencies in FY 2015.
- Conducted an independent assessment of the Illinois' Driver Education program.
- Higher message awareness of seat belt and impaired driving awareness.
- Held 81 events with child passenger safety technicians inspecting over 1,300 car seats during National Seat Check Saturday.
- 6th consecutive year of fatalities below 1,000.
- Provided current fatality information at [www.dot.il.gov](http://www.dot.il.gov).

## Introduction

The Illinois Department of Transportation's (IDOT) Division of Traffic Safety (DTS) leads the state of Illinois' efforts to reduce deaths and injuries on Illinois roads. The *FY 2015 Annual Evaluation Report* provides an overview of the state's utilization of federal highway safety funds for the period of October 1, 2014 through September 30, 2015 and evaluations of the various highway safety programs supported by these resources.

During the FY 2015 project year the state of Illinois failed to pass a state budget which would provide FY 2016 appropriation's for DTS to reimburse our highway safety grantees. Once a state budget is passed, DTS will submit a final federal reimbursement voucher. The federal reimbursement voucher included on pages 55-58 is not finalized. When the state budget passes DTS will reimburse the highway safety grantees. At that time DTS will submit a final federal reimbursement voucher for review and approval to the National Highway Traffic Safety Administration.

2014 is the sixth consecutive year in which motor vehicle fatalities are under 1,000, with 924 traffic fatalities. The continued level of fatalities under 1,000 is being reached through increased enforcement during night time hours, aggressive public information and education campaigns, trainings and extensive paid media campaigns with dual messaging around all national and state campaigns.

DTS faces challenges in the upcoming years such as increasing electronic crash reporting, increasing our DUI Courts statewide, hiring a Drug Recognition Expert/Standard Field Sobriety Coordinator, select a full time Occupant Protection Coordinator and additional grant managers to oversee our highway safety programs. Other challenges include: conducting a Traffic Records Assessment in 2016, increase funding for more enforcement and paid media. DTS will continue to work with our traffic safety partners in an effort to make Illinois a safer place.

### Five-Year Statistics

	2010	2011	2012	2013	2014	10 vs 14
Registered Motor Vehicles <sup>1</sup>	10.00	10.04	10.19	12.86	13.20	32.0
Licensed Drivers <sup>1</sup>	8.80	8.80	8.84	8.87	8.98	2.0
Vehicle Miles Traveled <sup>2</sup>	105.74	103.37	104.46	105.48	105.03	-0.7
Crashes <sup>4</sup>	289,260	281,788	274,111	285,477	296,049	2.3
Injuries	88,937	84,172	83,768	85,031	84,652	-4.8
Deaths	927	918	956	991	924	-0.3
Mileage Death Rate <sup>3</sup>	0.88	0.89	0.92	0.94	0.88	0.0

<sup>1</sup> Millions. Data obtained from Illinois Office of the Secretary of State. <sup>2</sup> Miles of travel on all roadways within Illinois expressed in billions.

<sup>3</sup> Per Hundred Million Vehicle Miles Traveled. <sup>4</sup> The noticeable decline in crashes is partially attributable to the change in crash reporting threshold effective January 1, 2009.

Note: Crash data in this publication are taken from the state's crash records system except where noted.

# Illinois Quick Facts

## Illinois Seat Belt Usage Rates for 2015

- Overall seat belt usage rate is 95.2 percent.
- Usage rate on weekends is 95.8 percent.
- Usage rate on weekdays is 93.8 percent.
- General information on usage rates:

### By Region:

City of Chicago .....	90.4 percent
Cook County .....	96.3 percent
Collar Counties.....	96.2 percent
Downstate.....	97.3 percent

### By Road Type:

Residential .....	92.4 percent
US/IL Highways .....	92.5 percent
Interstates .....	98.0 percent

## Illinois Car Seat Usage Rates for 2014

- Overall Car Seat Usage Rate is 89.2 percent.

## Illinois Motorcycle Helmet Usage Rates for 2015

- Overall Motorcycle Helmet Usage Rate is 45.5 percent.

## General

- Travel decreased by 0.4 percent compared to the previous year.
- The mileage death rate decreased from 0.94 in 2013 to 0.88 in 2014.
- Vehicle Miles Traveled (VMT) decreased from 105.48 in 2013 to 105.03 in 2014.
- Licensed drivers increased 1.3 percent from 8.87 million in 2013 to 8.98 in 2014.

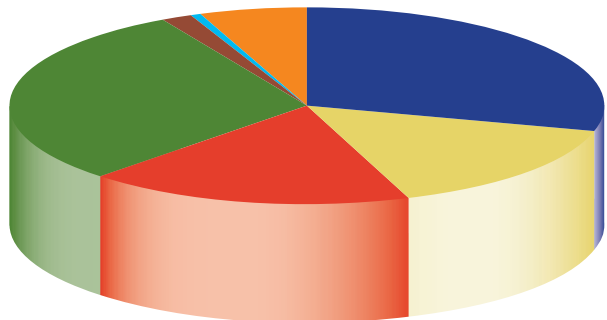
## Illinois Fatality Rates

- 924 persons were killed in 845 fatal crashes in 2014.
- There was an average of 1.1 deaths per fatal crash.
- The 2014 fatality rate for Illinois was 0.88 (per one hundred million vehicle miles).
- 38.9 percent of all fatally injured drivers who were tested had a positive Blood Alcohol Concentration (BAC).

For further crash fact information, go to [www.dot.il.gov](http://www.dot.il.gov), click on Illinois Crash Data and click on Illinois Crash Facts and Statistics.

# FY2015 Allocated Funds

## FY 2015 ALLOCATED FUNDS PER FUNDING SOURCE TOTAL - \$30,925,231 MILLION



- 402 Funds – Highway Safety \$9.1 million
- 405b Occupant Protection Funds – \$4.7 million
- 405c Traffic Records Funds – \$5.5 million
- 405d Impaired Driving Funds – Alcohol Incentive \$9.2 million
- 405f Motorcycle Safety Funds – Motorcycle Safety - \$509,885
- 1906 Funds – Racial Profiling - \$115,346
- 408 Data Funds - \$1.8

## Program Goals and Accomplishments

### Division of Traffic Safety Program Goals

NHTSA and the Governors Highway Safety Association (GHSA) agreed on a minimum set of performance measures to be used by states and federal agencies in the development and implementation of behavioral highway safety plans and programs beginning in FY 2010. The 15 core outcome and behavior measures will be shown in the FY 2015 Annual Evaluation Report (AER).

The goals developed were determined using several quantitative data (e.g., crash data, VMT, population). The goals were established for the various program priority areas (e.g., impaired driving, occupant protection, pedestrian and motorcycle). The specific thresholds and target dates were set based on past trends (i.e., five years for the fatality-related goals and three years for the injury-related goals since the injury data prior to year 2000 were incomplete and do not include all the crash data). The selected overall goals are listed by appropriate measures, targets, data source used and strategies on how to achieve these goals by selected target dates. Performance measures of selected goals include rate, ratio and percent. The main exposure data item that was used in this process is VMT. The highway safety performance measures are intended to be an overall measure of the effectiveness of the HSP.

Core Highway Safety Performance Measures														
Selected Measures	2009	2010	2011	2012	2013	2014 Projected Figures			2015 Projected Figures			2016 Projected Figures		
						AVG	Prediction Limits*		AVG	Prediction Limits*		AVG	Prediction Limits*	
							L 70%	U 70%		L 70%	U 70%		L 70%	U 70%
Total Fatalities	1,164	1,077	1,009	951	940.6	924 (Actual)			883	839	927	850	799	900
Total Severe Injuries	15607	14488	13379	12686	12455	11292	10767	11816	10481	9876	11087	9671	8975	10367
Total Fatality Rate	1.088	1.01	0.954	0.904	0.896	0.8	0.8	0.9	0.8	0.7	0.8	0.7	0.7	0.8
Rural Fatality Rate	1.682	1.58	1.542	1.486	1.49	1.4	1.4	1.5	1.4	1.3	1.4	1.3	1.3	1.4
Urban Fatality Rate	0.874	0.812	0.752	0.708	0.7	0.6	0.6	0.7	0.6	0.6	0.6	0.5	0.5	0.6
Total Severe Injury Rate	12.29	11.95	11.55	11.87	11.66	10.9	10.4	11.3	10.2	9.6	10.7	9.4	8.8	10.1
Unrestrained Occupants	380.4	343	305.4	282.2	269.8	231.6	216.2	246.9	203.4	185.6	221.1	175.2	154.8	195.5
Impaired Speed	402.4	369.2	335.6	312.2	305.4	269.7	254.3	285.0	244.6	226.9	262.3	219.5	199.1	239.8
Motorcyclist Fatalities	142.4	137	139.6	137.8	141.2	139.1	135.2	143.0	139.0	134.5	143.5	138.8	133.6	144.0
Unhelmeted	107.8	105.2	106.2	105	108.2	106.7	104.1	109.2	106.7	103.8	109.7	106.8	103.4	110.2
Young Driver	201.8	181.2	159.2	132	128.6	101.9	91.6	112.1	82.3	70.5	94.2	62.8	49.2	76.4
Pedestrian	144.4	134.4	133.4	126.8	124.8	118.7	115.0	122.4	114.0	109.7	118.3	109.4	104.4	114.3
Pedalcycle	21.8	22.4	23	25.2	25.8	26.9	26.1	27.6	28.0	27.1	28.8	29.0	28.0	30.0
Belt Usage Rate		90.58	91.56	92.26	92.9	94.1 (Actual)			94.9	94.4	95.3	95.8	95.3	96.3

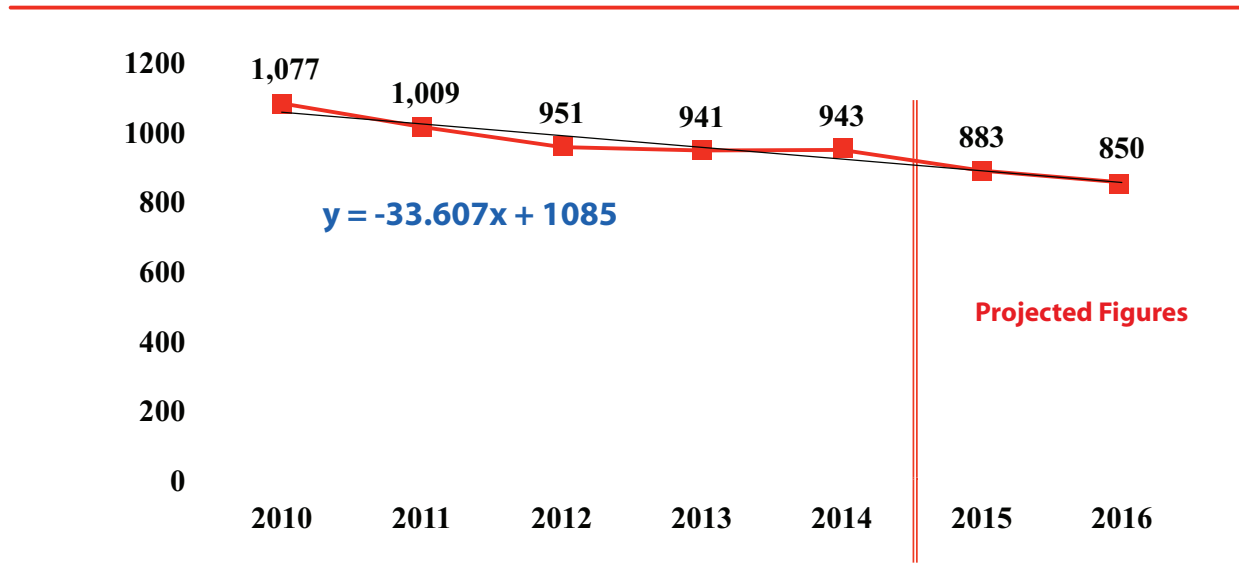
\*Prediction Limits include Lower 70%(L) and Upper 70% (U)

# Overall Goals

## Goal

- To keep the statewide traffic fatalities under the projected figure of 850 by December 31, 2016.

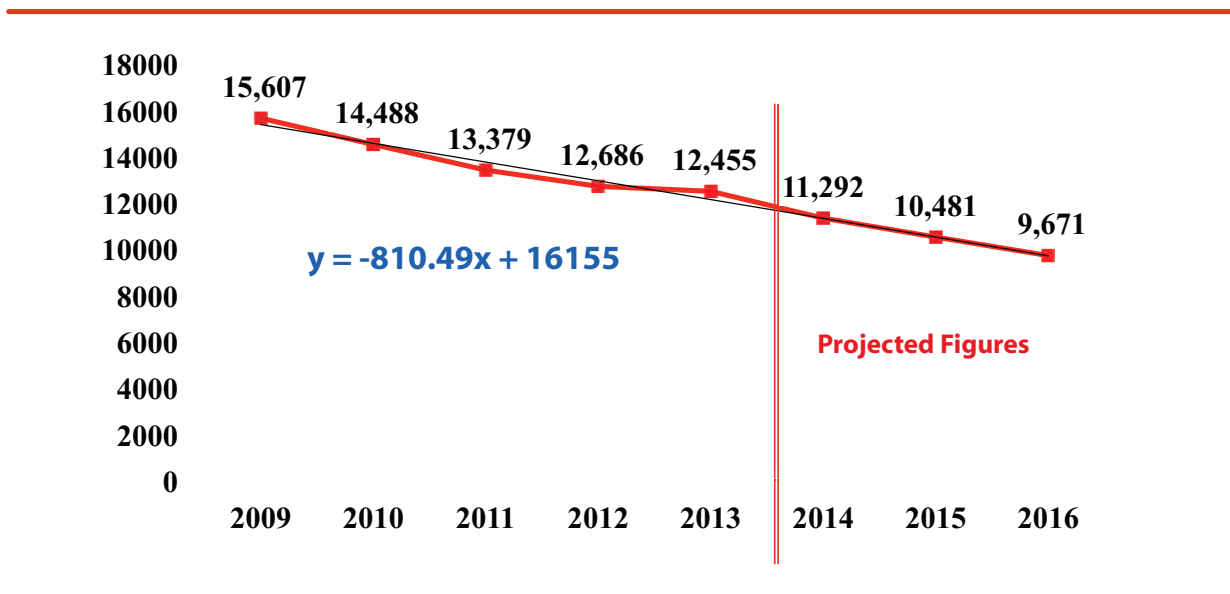
## Total Number of Traffic Fatalities



## Goal

- To reduce the statewide severe injuries in traffic crashes from the 2009 level of 15,607 to 9,671 by December 31, 2016.

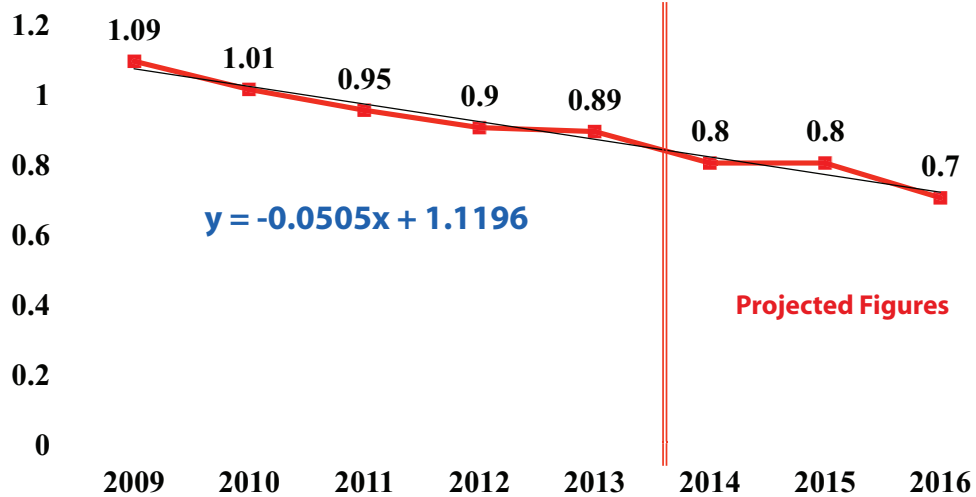
## Total Severe Injuries in Traffic Crashes



## Goal

- To keep the statewide traffic fatality rate per 100 million vehicle miles of travel (VMT) under the projected figure of 0.7 December 31, 2016.

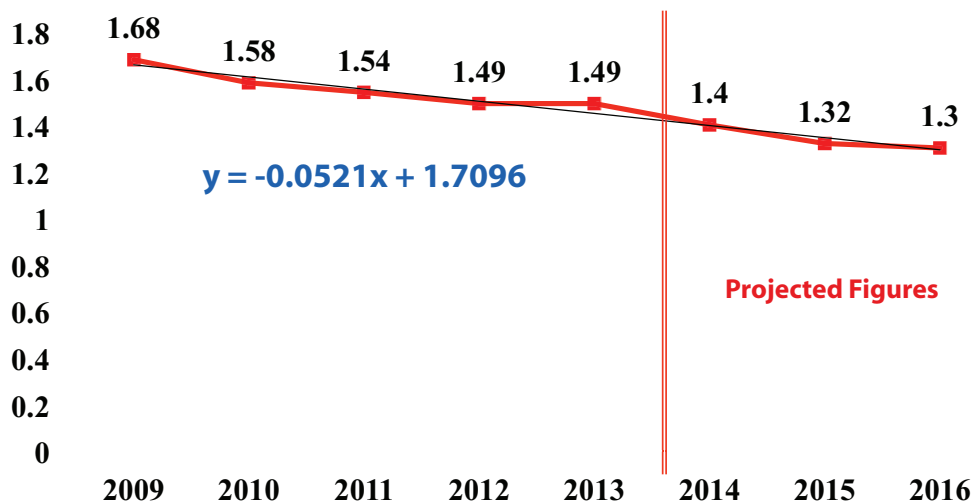
## Total Number of Traffic Fatality Rate



## Goal

- To keep the rural traffic fatality rate per 100 million vehicle miles of travel (VMT) under the projected figure of 1.3 by December 31, 2016.

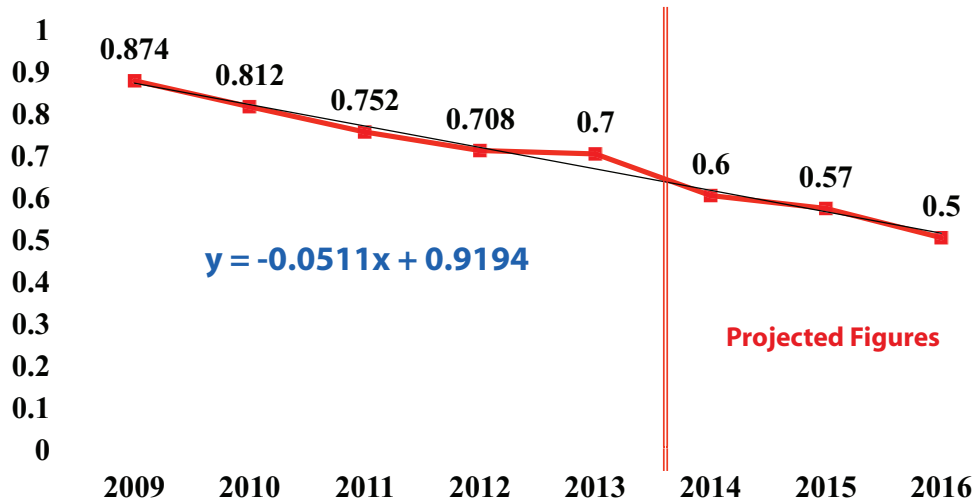
## Total Number of Rural Fatality Rate



## Goal

- To keep the urban traffic fatality rate per 100 million vehicle miles of travel (VMT) under 0.5 by December 31, 2016.

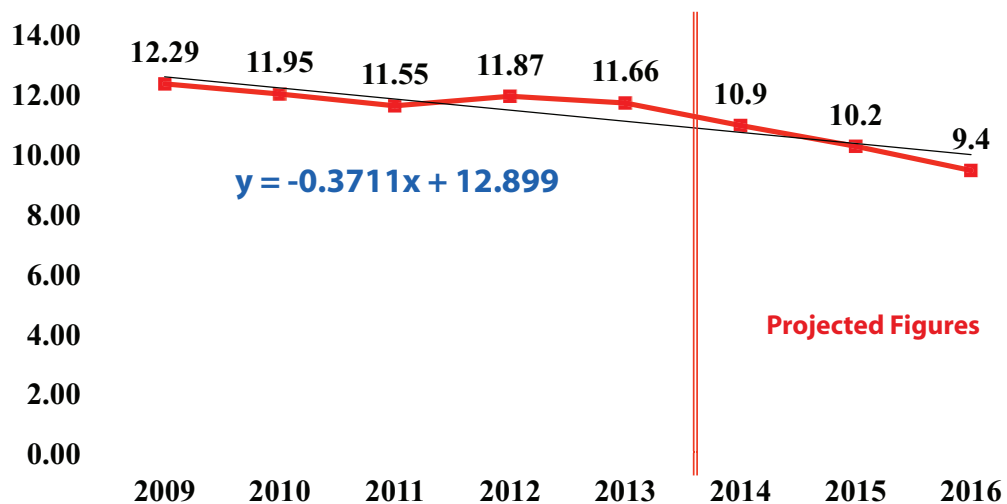
### Total Number of Urban Fatality Rate



## Goal

- To keep the total severe injury rate per 100 million vehicles of travel (VMT) under the projected figure of 9.4 by December 31, 2016.

### Total Severe Injury Rate per 100M VMT

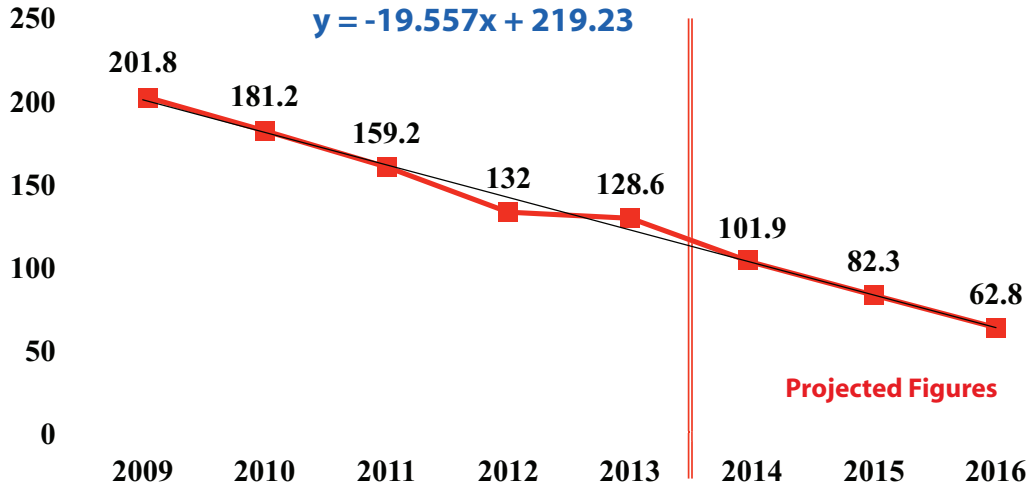




## Goal

- To reduce the total number of drivers 20 years old or younger from the 2009 level of 201.8 to 62.8 by December 31, 2016.

# Drivers 20 or Younger Involved in Fatal Crashes



## Impaired Driving

### 2015 Overview

Throughout FY 2015, under the slogan “Drive Sober or Get Pulled Over”, the Impaired Driving Program kept a strong focus on high-visibility enforcement with local, county and state law enforcement agencies, including the Illinois State Police and the Illinois Secretary of State Police, at the heart of 8 enforcement campaigns. The campaigns included the 5 major holidays of Thanksgiving, Christmas/New Year’s, Memorial Day, Independence Day and Labor Day along with Halloween, Super Bowl Weekend and St. Patrick’s Day. FY 2015 enforcement program (STEP) funding levels stayed on par with FY 2014 levels as Illinois state and local law enforcement continued a strong commitment to continue traffic enforcement in the face of declining resources. IDOT continued in FY 2015 its commitment to holiday equipment incentive programs offering Illinois law enforcement agencies the chance to win enforcement equipment by participating in impaired driving crackdowns and seat belt mobilizations (Thanksgiving, Christmas/New Year’s, Memorial Day, Independence Day, and Labor Day). Equipment awards include moving radar, lidar units, hand-held radar units, and portable breath testing instruments are eligible for award to participating agencies in need of such equipment. This effort yielded just fewer than 100 additional law enforcement agency participants in each of the 5 major holiday campaigns.

The integration of nighttime seat belt enforcement and earned messaging into impaired driving campaign periods has been accepted practice in Illinois for a number of years with well over 50 percent of all enforcement (alcohol and seat belt) occurring at night. All major impaired driving holiday periods (St. Patrick’s Day, Independence Day, Labor Day and Christmas/New Year’s) included significant seat belt enforcement zones and seat belt saturation patrols that focused on the hours of 9:00pm to 6:00am. The enforcement during the major impaired driving periods was supported by paid and earned media efforts, including a growing commitment to the use of digital media – online and social media – in addition to a minimum of three traditional news conferences for each campaign.

Kicked off during the 2014 Labor Day Crackdown, was an exciting new digital campaign intended to better catch the attention of the difficult-to-reach 21-34 year old demographic, the group most likely to be killed in drunk driving crashes. The “Driving Dead” campaign aired 3 new online webisodes in FY 2015 and allowed IDOT to go directly to the target, 21-34 year old demographic, meeting them online and on their mobile devices to deliver safety messages. “The Driving Dead” webisodes featured Michael Rooker, of the popular TV series “The Walking Dead”, and a cast of characters who find themselves in situations depicting the dangers of driving impaired and not buckling up. The series generated over 4 million views on various web mediums including YouTube and Hulu.

Additional impaired driving enforcement “mini” grants exclusively for the two-week Labor Day crackdown were offered to local law enforcement agencies in FY 2015. These mini grants augmented the year-long grantee activity and non-funded enforcement taking place during the national crackdown and the end of the heavily-traveled summer season.

Providing hire back law enforcement supported with strong messaging is the cornerstone of Illinois’ impaired driving program, and IDOT is committed to increasing its commitment to grant-funded enforcement. However, a portion of federal alcohol traffic safety dollars are utilized in numerous ways to provide a comprehensive impaired driving program.

In addition to enforcement, as part of its FY 2015 comprehensive impaired driving program, IDOT utilized resources on public information and education, an impaired driving program coordinator, a SFST/DRE Coordinator, DUI Courts, court monitoring by advocacy groups, DUI prosecutors, underage drinking prevention programs, law enforcement, prosecutorial and judicial training, fraudulent ID programs and “No-refusal” DUI Search Warrant programs.

Highlights from the above efforts include “No-refusal” DUI Search Warrant workshops being conducted in 20 counties throughout the fiscal year encouraging more jurisdictions to use this effective tool; Illinois’ first DRE Class in a number of years which graduated 24 new Illinois DREs; Peoria County’s DUI Court personnel attending a NHTSA-sponsored DUI Court training in Minnesota; and over 15,000 DUI cases monitored by court watching grants with Mothers Against Drunk Drivers (MADD) and the Alliance Against Intoxicated Motorists (AAIM).

IDOT, directly and through grant partnerships, distributes thousands of impaired driving educational materials via mail and at numerous events throughout the year including fairs, school events, radio remotes, etc. In addition, each Drive Sober or Get Pulled Over law enforcement crackdown includes an education message (along with a strong enforcement message) in its paid and earned media outreach efforts. IDOT also funds many grants with goals to reach certain groups with an impaired driving, underage drinking and designated driver message. Examples include: funding of Students Against Destructive Decisions (SADD), Mothers Against Drunk Driving (MADD), Alliance Against Intoxicated Motorists (AAIM), Think First, and the American Red Cross.

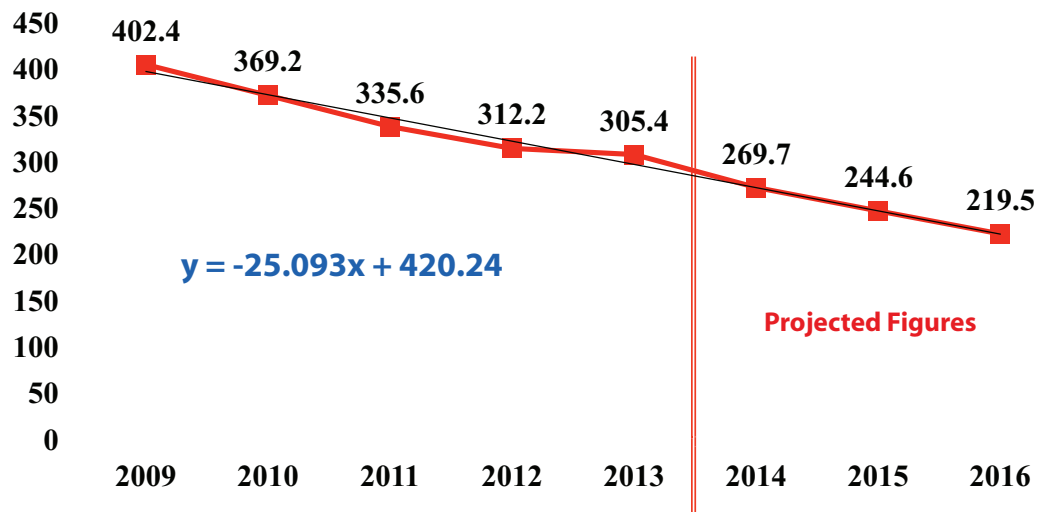
IDOT-administered grants allow for a strong presence in Illinois schools through provided funding to Students Against Destructive Decisions (SADD). SADD conducts prevention training for teens and operates a program featuring a distracted/impaired driving simulator. Other youth-oriented, education programs include ThinkFirst, a program provided through the Southern Illinois University School of Medicine, delivers a strong underage drinking/good decision-making message to youth at assemblies throughout the state.

Support was also granted to the Illinois Liquor Control Commission (ILCC) to assist with its effort to provide Beverage Alcohol Sellers and Servers Education and Training (BASSET) to Illinois licensed beverage outlet employees, training those who serve alcohol throughout Illinois to do so responsibly. In July 2015, Public Act 99-0046 was enacted requiring alcohol servers (and those checking ID’s for alcohol service) in Illinois on premise establishments to successfully complete a BASSET class every three years.

## Goal

- To reduce the total number of fatalities in crashes involving a driver or motorcycle operator with a BAC of 0.08 or higher from 402.4 in 2009 to 219.5 by December 31, 2016.

# Fatalities in Crashes Involving a Driver and Motorcycle Operator with BAC of 0.08 or higher



## Strategies

- Conduct High-Visibility Enforcement Campaigns at key, holiday travel times throughout the fiscal year.
- Continued to fund an Impaired Driving Program Coordinator.
- Utilize paid media and earned media during the national and selected impaired driving mobilizations and campaigns.
- Recognize accomplishments of DTS's Traffic Safety Partners (Traffic Safety Challenge Banquet, Impaired Driving Incentive Program).
- Encourage law enforcement agencies throughout the state to participate in holiday impaired driving crackdowns as well as sustained year-long enforcement efforts.
- Undertake digital media campaign intended to better catch the attention of the difficult-to-reach 21-34 year old demographic
- Promote DUI Courts with the criminal justice system, including judges, probation departments and state's attorneys.
- Support Beverage Alcohol Sellers and Servers Education and Training (BASSET) efforts.
- Establish and support a statewide SFST/DRE Coordinator position.
- Support No-refusal programs.

## Profile of an Illinois Drunk Driver

The average DUI offender is:

- male (77 percent of those arrested are men)
- age 34 (58 percent are under age 35)
- arrested between 11 p.m. and 4 a.m. on a weekend
- caught driving with a BAC level of 0.16 percent-twice the legal limit

*Source: Office of the Illinois Secretary of State 2015 DUI Fact Book*

## **Project Summaries**

### **Section 405d Impaired Driving**

#### **DRE/SFST Coordinator (Local) #15-13-05**

**\$0.00**

This task provided funds for the Illinois Association of Chiefs of Police (IACP) to fund a Drug Recognition Expert (DRE) and Standard Field Sobriety Testing (SFST) Coordinator for Illinois. The coordinator will distribute information from NHTSA and IDOT/DTS to law enforcement officers, judges and other traffic safety partners through trainings regarding the DRE and SFST. No activity occurred with this task due to the project being suspended by the previous Director of Traffic Safety. DTS has programmed funding in the FY 2016 HSP for this coordinator position.

#### **Judicial Training (AOIC) #15-13-13**

**\$29,533.73**

This task provided funds for the Administrative Office of the Illinois Courts (AOIC) to conduct an annual seminar for judges on issues related to cases charging driving under the influence of alcohol (DUI). On March 19 & 20, 2015, the AOIC presented a two-day Judicial Training session titled DUI/Traffic Issues in Illinois. A total of 126 stakeholders attended, including 50 Illinois judges, 76 probation officers and treatment providers from across the state attended this conference. Topics included: Marijuana: Myth and Reality, Designer Drugs, Reinstating your Driving Privileges: Process and Procedures, Evidence Based Sentencing, Supervision and Monitoring of DUI Offenders.

#### **Paid Media #15-13-14 (DTS)**

**\$954,664.14**

This task provided funds for paid media in support of Illinois' Holiday Season and the National Labor Day impaired driving campaigns. An evaluation of DTS's paid media begins on page 51.

#### **BASSETT (ILCC) #15-13-16**

**\$0.00**

This task provided funds for the Illinois Liquor Control Commission (ILCC) to implement the BASSET program in specific counties of the state. During FY 2015, ILCC conducted 21 BASSET seminars training 1,786 business owners and their employees. Over 40,000 BASSET cards were distributed in FY 2015. The signing of Public Act 99-0046 on July 15, 2015 requires on premise servers to successfully complete a Beverage Alcohol Sellers and Servers Education and Training (BASSET) class by certain date based upon county population. By July 1, 2018 BASSET training will be mandatory in the state of Illinois. ILCC did not submit invoice vouchers for work during the project year.

---

## **Occupant Protection**

### **2015 Overview**

DTS believes the best way to achieve the goal of reducing injuries and fatalities on Illinois roadways is by increasing seat belt use, reducing speed, avoiding distractions and not driving impaired. Illinois' Click It or Ticket campaign, along with the National Highway Traffic Safety Administration's (NHTSA) campaign for FY 2015, began in early May and concluded the end of May. The statewide seat belt usage rate is determined by pre- and post-observational surveys which are conducted in conjunction with paid and earned media blitzes. IDOT continued to rely more heavily on the national media buy in May than in the past with good results. IDOT held six press events in Chicago, Rockford, Rock Island, Peoria, Springfield, and Marion to increase awareness of the statewide CIOT campaign and to raise awareness of seat belt enforcement. The focus of the press event was to announce the positive direction Illinois has moved in seat belt usage since the passage of the primary seat belt law in 2003.

In June 2015, DTS conducted a seat belt survey by observing a total of 155,175 front seat occupants. Of those, 95.2 percent were observed wearing seat belts. Downstate counties (Champaign, Macon, Montgomery, Peoria, Rock Island and St. Clair) had the highest usage rate at 97.3 percent followed by Cook County, excluding the city of Chicago at 96.3 percent and then the collar counties (DuPage, Kane, Lake, McHenry and Will) at 96.2 percent. The city of Chicago had the lowest rate at 90.4 percent. Interstate highways had the highest usage rate at 98.0 percent followed by U.S./Illinois Highways at 92.5 percent. Residential streets had the lowest rate at 92.4 percent. The seat belt rate on weekends was 95.8 percent, while the weekday rate was only 93.8 percent. Increased law enforcement, utilizing Illinois State Police, county and local law enforcement agencies throughout Illinois, as well as extensive public education, emphasized the importance of vehicle passengers wearing seat belts.

The base line (April 1985) occupant restraint usage rate for all front seat occupants (drivers and passengers) observed in Illinois was 15.9 percent. During the 12 months after the seat belt law became effective, the observed usage rate increased to 36.2 percent. Since the first survey was conducted in April 1985, the seat belt usage rate has increased by 78 percentage points, peaking at 94.1 percent in June 2014. In September 2015, IDOT conducted a rear seat belt survey in order to estimate the usage rate for rear seat occupants of passenger cars and light trucks. Observers surveyed 3,298 vehicles that transported 4,000 rear seat occupants. The overall usage rate for rear seat occupants was 84.9 percent.

In addition to the May campaign, Illinois promoted Click It or Ticket in November as well. The campaign began in mid-November and concluded after the Thanksgiving holiday. The campaign consisted of both paid and earned media. On November 25, 2014, one press event was held at 10:00am in Springfield in conjunction with a Safety Belt Enforcement Zone (SBEZ). Speakers representing IDOT, the Illinois State Police and local law enforcement were present to answer questions about the SBEZs. Outreach materials were available to the public through a special order form resulting in 185 orders for the May campaign and 185 orders for November.

The statewide car seat usage rate is currently 89.2 percent based on the 2014 survey. Illinois ranks among the top five states in the nation for the highest number of certified CPS technicians. Statewide, there are 1,528 Certified Child Passenger Safety Technicians (CPST) and 67 Child Passenger Safety Technician Instructors (CPSTI). Illinois finished FY 2015 with a recertification rate of 52.2 percent compared to the national rate of 58.4 percent. In 2015, Illinois offered 21 Technical Skill Builder classes, these classes assisted technicians with completing their recertification by providing four Continuing Education Units (CEUs) needed to recertify. Almost 400 technicians in Illinois attended one of the Technician Skill Builder classes, earning all 6 of their CEU's. Illinois also offered on-line CEU opportunities with 30 technicians earning a CEU in FY 2015.

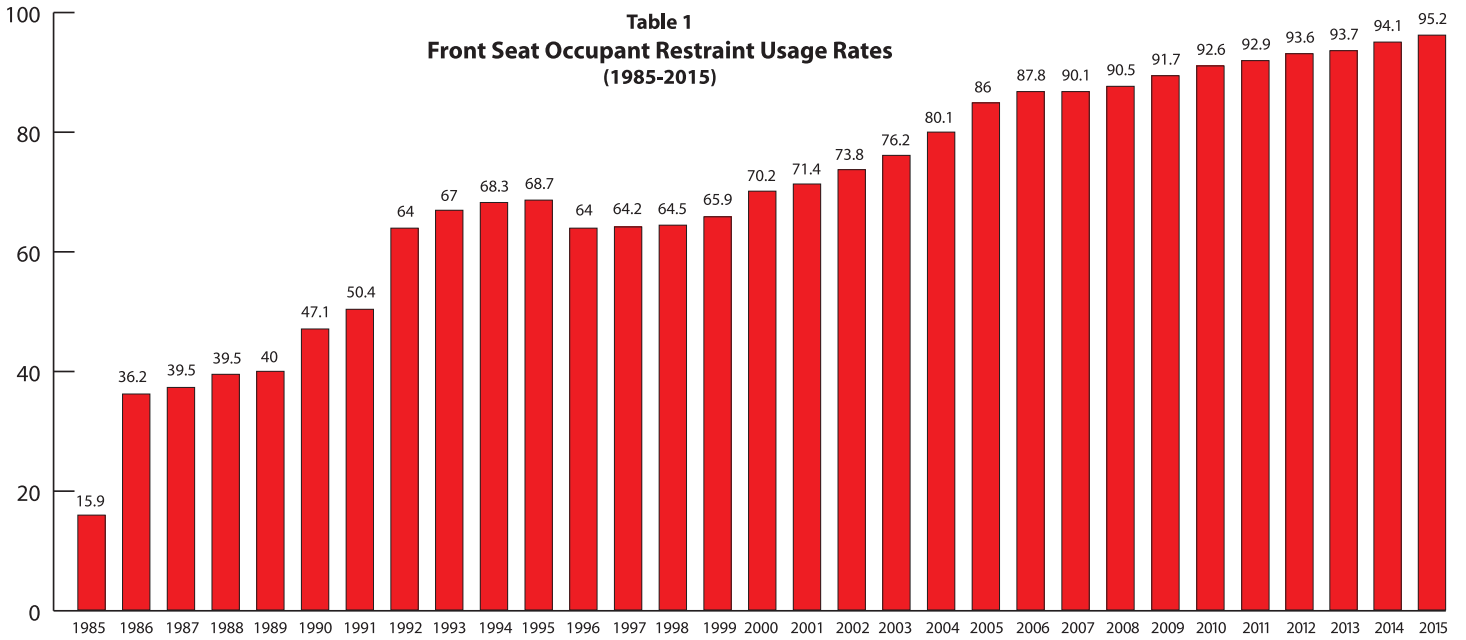
Illinois held 81 car seat checks staffed by over 400 CPS technicians on Seat Check Saturday and during the 2015 National CPS Week. At those 81 events, there were 1,001 vehicles assisted and 1,332 car seats checked. DTS partnered with AAA and the Illinois Secretary of State's Office to provide 282 replacement car seats.

A press event was held on September 16, 2015 at the Pekin Municipal Airport to spread awareness of CPS Week and Seat Check Saturday. The theme was Boosters before Belts to increase awareness of children using booster seats until they are 4 feet 9 inches. DTS partnered with the Illinois Association of Technician Accident Investigators (IATAI) and held a press event in conjunction with their annual conference. Traditionally during the conference a major focus is on crashing motor vehicles, this year IATAI allowed DTS to install car seats incorrectly to see what happens to them in a crash. DTS was able to record the interior of the vehicles during the crashes to use when training CPS Technicians in Illinois.

The efforts of Illinois' Certified Child Passenger Safety Technicians are supported by seven Regional Traffic Safety Liaisons along with the State and the Assistant State Occupant Protection Coordinator. The Regional Traffic Safety Liaisons are instrumental in disseminating the occupant protection message as well as the impaired driving message at events statewide.

## **The Problem**

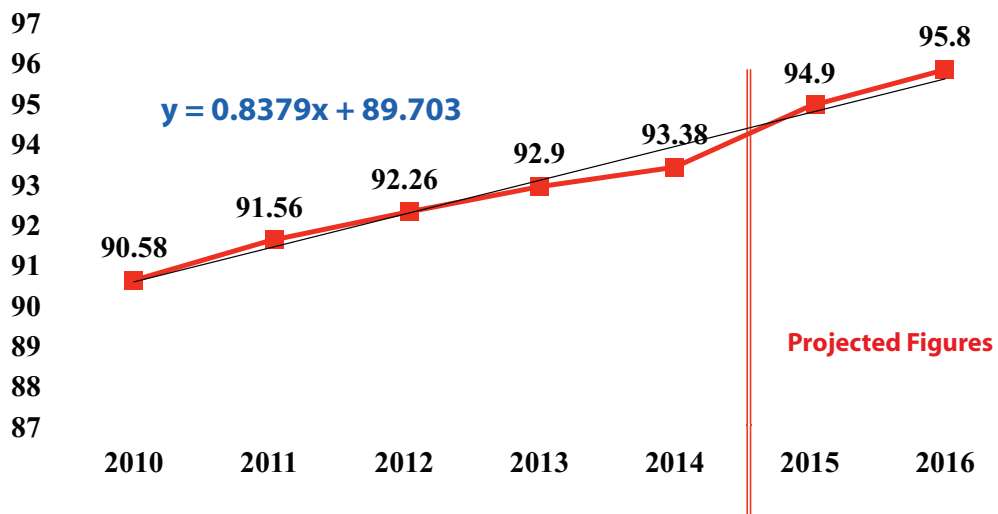
- The 2014 fatality rate decreased from 0.9 in 2013 to 0.88 in 2014.
- Illinois' 2014 traffic fatalities totaled 924.
- There was an average of 1.1 deaths per fatal crash in 2014.
- The 2015 statewide seat belt usage rate rose from 94.1 percent to 95.2 percent.
- Table 1, Front Seat Occupant Restraint Usage Rate.



**Goal**

- Increase the statewide seat belt usage rate from the 2010 level of 90.58 percent to 95.8 percent by December 31, 2016.

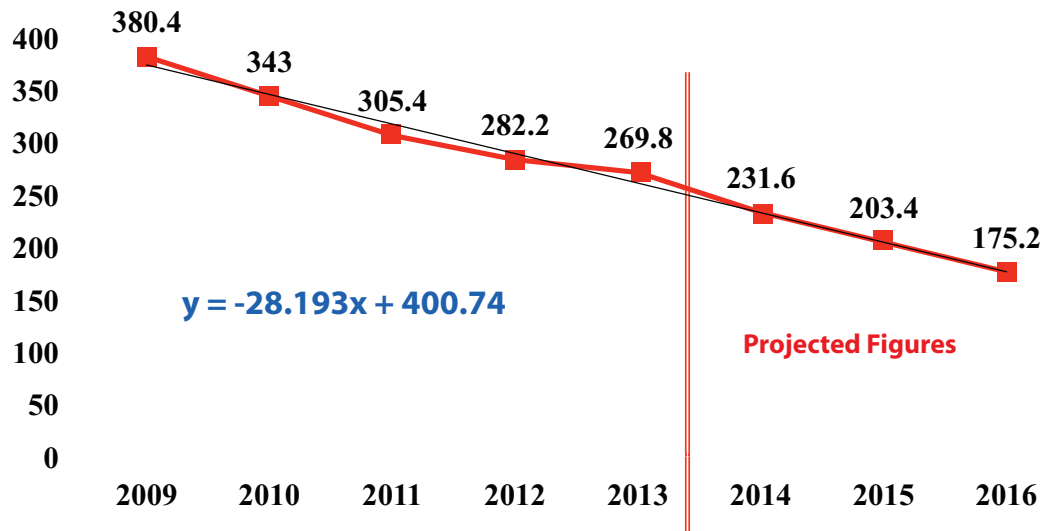
## Observed Safety Belt Use for Passenger Vehicle, Front Seat Outboard Occupants



## Goal

- To reduce the number of unrestrained passenger vehicle occupant fatalities from 380.4 in 2009 to 175.2 by December 31, 2016.

# Total Unrestrained Passenger Vehicle Occupant Fatalities, All Seat positions



## Strategies

- Continued to fund an Assistant Occupant Protection Coordinator to oversee DTS's occupant protection programs.
- Developed paid and earned media plans for the CIOT mobilizations.
- Supported occupant restraint and child passenger safety educational efforts (traffic safety partners, statewide and Regional Traffic Safety Resource Coordinators).
- Utilized network of car seat advocates.
- Continued to support the National Child Passenger Safety Week observance.
- Continued to implement recommendations from the Occupant Protection Assessment.
- Conducted earned media and outreach activities for Child Passenger Safety Week.

## Project Summaries

### Section 402

#### Regional Traffic Safety Resource Centers (RTSRC) #15-02-02

**\$590,337.42**

This task provided funds for Regional Traffic Safety Resource Centers statewide. The Traffic Safety Liaisons (TSLs) provided education to the communities within their region. Their community outreach was based on wearing seat belts, teen safe driving and child passenger safety. Each TSL was a regional coordinator or program liaison for Operation Teen Safe Driving, which provided education to 105 high schools in the state of Illinois on distracted driving, occupant protection, speeding, alcohol and other driving issues. Each TSL is a nationally certified Child Passenger Safety (CPS) instructor; they have taught multiple classes throughout the year to gain new CPS technicians in their regions. All RTSRC are heavily involved in the Click It or Ticket mobilizations; they each have their own way of spreading the Click It or Ticket message in their communities.

*FY 2015 RTSRC projects were:*

- **Child Care Resource and Referral Network** housed the Traffic Safety Resource Centers for East and West Central Illinois and Southeast Illinois in addition to the Illinois Occupant Protection Coordinator. The CPS program used a variety of strategies to help increase the proper car seat usage rate to 65 percent. The TSL's maintained a database of technicians in their regions and corresponded frequently with them offering assistance with car seat checks and technical questions. CPS Week was held September 19 – 25, 2015 and the TSL's worked with AAA and the Illinois Office of the Secretary of

State to promote the “Boosters Before Belts” campaign. During FY 2015, Illinois registered 19 certification classes with Safe Kids Worldwide, the national certifying body for the standardized curriculum. The TSL’s coordinated three of the Renewal courses resulting in eight newly recertified technicians. TSL’s organized, attended and facilitated a motorcycle safety press event in Marion on May 6, 2015.

- **Children’s Hospital of Illinois** at Saint Francis Medical Center is a Special Needs Child Passenger Safety (CPS) Resource Center serves the entire state of Illinois and provides focused service, delivery, training and outreach to the seven DTS Traffic Safety Liaison regions. In FY 2015, Children’s Hospital and satellite staff responded to 817 CPS calls, of which 408 were special needs related. This marks a 10.3 percent decrease in total calls from FY 2014. Children’s Hospital and satellite staff conducted 36 trainings, in-services, workshops, and presentations to 672 people on safe travel for children with special needs, general CPS, and the Special Needs CPS Resource Center. Children’s Hospital organized four meetings in Peoria, Springfield, Sterling, and Chicago for Illinois special needs CPS Technicians. Children’s Hospital conducted four special needs CPS technician courses in FY 2015. Twenty technicians successfully completed the “Safe Travel for All Children” course in Urbana, Peoria, Chicago and Carterville.
- **Illinois Association Chiefs of Police** housed the Traffic Safety Resource Center for Northwestern Illinois. The TSL held two CPS tech trainings where 22 new CPS Techs completed their training to become certified. TSL continues to be a member of the Illinois CPS Board and attended all of the meetings/conference calls. The TSL held one renewal and four updated CPS courses. The TSL organized and taught 4 Technician Skill Builder courses in the region and the CPS Technicians received six CEU’s at the class. The TSL organized a CIOT press event in May 2015, worked the CPS Booth at the Stephenson County Fair, The Illinois State Fair, Police Memorial Week and the Chicago Auto Show. The TSL recruited 15 high schools for the Operation Teen Safe Driving program in FY 2015.
- **Rincon Family Services** housed the Traffic Safety Resource Center for Chicago. A total of five certification courses were held with a total of 47 individuals becoming newly certified CPS technicians. Two CPS renewal courses were held in Chicago in which 20 individuals were re-certified as CPS technicians. Three CPS Skill Builders were held in Chicago where a total of 36 individuals participated and received 6 CEU’s needed for recertification. The TSL worked with the fire department and police department on enforcing the Chicago CPS Ordinance as well as organizing and sustaining fitting stations at the local districts. Currently the Chicago Fire Department has 11 certified CPS technicians and the Chicago Police Department has 50 certified CPS technicians with an average of two located in each of their 25 districts. The TSL has been instrumental in organizing 12 CPS inspection events in the Chicago area. The TSL attended and assisted DTS at the CIOT media event at the press conference in Chicago. The TSL conducted radio interviews with Spanish radio regarding the CIOT and the Drive Sober or Get Pulled Over campaigns.
- **Rush-Copley Medical Center** housed the Traffic Safety Resource Center for Cook and Collar Counties. The TSL gave 60 in-person workshops on child passenger safety and seat belt use reaching 8,363 people. The TSL worked at numerous car seat check events helping parents inspecting 664 car seats and distributing 24. The TSL distributed 6,790 educational materials to expectant mothers, parents, grandparents and other caregivers. The TSL held 8 education booths/displays reaching over 10,300 people.
- **Southern Illinois University-Carbondale** housed the Southwestern Illinois Traffic Safety Resource Center (SITSRC). The SITSRC held a total of three Standardized Child Passenger Safety courses in southern Illinois, a total of 48 new CPS Technicians were trained. A total of 93 southern Illinois CPS Technicians attended three CPS Skill Builder classes and obtained CEU’s toward their CPS Certification. There were 14 car seat safety checks held in the region where parents/caregivers were educated on correct use and installations of child restraints. During the May 2015 Click It or Ticket mobilization, SITSRC partnered with Marion Eye Center offices and distributed 300 CIOT eye glass wipes and partnered with two Harley Davidson Dealerships with a packet of CIOT sunglass wipes. Also during CIOT mobilization letters were mailed to 50 churches, 50 libraries and 35 Chambers of Commerce in southern Illinois encouraging the different facilities to order CIOT materials from the IDOT website, distribute CIOT promotional items in the month of May and asked to display the CIOT promotional items on marquees, signs, websites and on social media pages. In FY 2015, SITSRC was assigned 15 different high schools in southern Illinois as the contact for the Operation Teen Safe Driving. The SITSRC also participated in the seventh annual Williamson County Safety Days on April 14 – 17, 2015.



**Paid Media #15-02-03 (DTS)****\$220,668.75**

This task provided funds for a creative media agency to develop our paid media messages in support of Illinois' enforcement campaigns. An evaluation of DTS's paid media begins on page 51.

**Phone Surveys (Local) #15-02-04****\$0.00**

This task provided funds for the University of Illinois at Springfield to conduct a telephone survey project focusing on the topics of seat belt usage, driving under the influence, media campaign and enforcement activities. UIS conducted three annual surveys: Pre Memorial Day campaign in May 2015; Post Memorial Day and Pre Labor Day campaigns in June/July 2015; and Post Labor Day campaigns in September 2015. At this time claims for reimbursement are still pending due to the state budget impasse. The results from the phone surveys can be found on page 45.

**Drivers Education Assessment #15-02-05 (DTS)****\$17,040.21**

This task provided funds for an independent assessment of Illinois' Driver Education program. The purpose of the assessment is to assist in the review of the driver education program in Illinois, identify the program's strengths and accomplishments, identify problem areas and offer suggestions for improvement. In June 2015, NHTSA provided Illinois with the final assessment report. One of the main recommendations of the assessment team was to establish a formal representative and ongoing Advisory Board that provides input to both the Illinois Office of the Secretary of State and the Illinois State Board of Education.

**National Lifesavers Conference #15-02-06 (DTS)****\$1,088.50**

This task provided funds for Illinois to host the National Lifesavers Conference in Chicago on March 15-17, 2015. The conference focused on solutions to priority problems; encouraged multidisciplinary cooperation and encouraged states to replicate successful programs by bringing in key speakers to share their concepts. Over 2,000 people attended the 33rd National Lifesavers Conference.

**Injury Prevention (Local) #15-02-09****\$428,810.38**

This task provided funds for six agencies to conduct injury prevention activities such as increasing awareness of seat belt usage, child passenger safety and impaired driving laws in their communities. State funds were used to fund these projects.

*The FY 2015 Injury Prevention Projects were:*

- **American Red Cross (ARC)** conducted 180 in-person educational programs, reached 10,602 children (up to age 14), 6,016 teens (age 15-19), and 2,644 adults (age 20 and older) through educational programs. Conducted 18 educational booths/displays reaching 9,536 people through these displays. Inspected a total of 389 car seats and distributed 25,000 educational materials.
- **Cadence Health** reached tens of thousands of students with the important message of traffic safety, provided and individually fit over 4,200 young people with brand new bicycle helmets and educated and distributed 533 booster/car seats to Hispanic or newly resettled refugee parents with limited resources. The ThinkFirst Chapter conducted 278 presentations reaching 10,883 students. Cadence Health staff participated in 81 health fairs/occupant protection events reaching 28,037 people. Held 16 car seat safety classes at Central DuPage Hospital to 33 new parent couples.
- **Illinois Association of Chiefs of Police** Traffic Intelligence Officer (TIO) works as a liaison between DTS and ISP for all crash/traffic enforcement data inquiries between the two agencies. In FY 2015, the TIO published monthly newsletters; these newsletters were emailed to over 1,600 local and state police officers. Responded to 110 separate data and map requests, conducted six presentations to regions in ISP and Emergency Management Association. The TIO also conducted 3 webinars reaching 61 attendees on crash data.
- **Prevention First** provided information and resources related to SADD programs and other traffic safety programs, campaigns and contents are distributed on a monthly basis through the SADDLines electronic newsletter that has a distribution list of more than 800. An online registration form was developed for Illinois chapters. Prevention First also developed online forms for schools to request toolkits and training. Conducted What Do You Consider Lethal presentations reaching over 9,000 students and nearly 500 adults. Illinois SADD was selected as one of three pilot sites for new program partnered with the National Sheriff's Association and NHCTSA, UR the Key, being implemented in Wayne County.

- **SIU Board of Trustees-Think First** gave 315 presentations reaching 14,091 individuals including 11,094 teens, through Think First Presentations, exhibits and community programs in addition to Operation Teen Safe Driving school outreach. They assisted with coordination & planning of 5 crash reenactments and conducted 18 impaired driving prevention education presentations reaching 682 adults and teens. SIU School of Medicine participated in 13 Health Fairs and Exhibits, reaching 2,880 people and distributing IDOT materials. SIU participated in nine community car seat events checking 187 seats. SIU sent materials with IDOT traffic safety messages to 76 high school Driver's Education teachers in August 2015.
- **Williamson County Sheriff's Office** held the 7th Annual Williamson County Traffic Safety Days on April 14-17, 2015. The attendance was 1,425 students and chaperones from 29 local high schools including schools from 10 different southern Illinois counties. Students received information in eight different presentations, covering impaired and distracted driving, occupant restraint, railroad crossing safety, work zone safety, motorcycle awareness, blind spots around big trucks and passenger cars, and general safe-driving information.

## **Section 405b Occupant Protection**

### **Keep Kids in Safe Seats (SOS) #15-19-02**

**\$16,322.56**

This task provided funds for the Illinois Office of the Secretary of State's Driver Services Department to maintain five existing car seat installation locations statewide and to expand the program to an additional site in southern Illinois. SOS checked 155 car seats at their Driver Facility sites in FY 2015. SOS speakers conducted 88 CPS presentations reaching 3,235 people. SOS also participated in press events for Seat Check Saturday in September 2015.

### **CPS Mini-Grants (Local) #15-19-05**

**\$39,472.39**

This task provided funds for local agencies to reimburse CPS Technicians and Instructors their certification and recertification fees. This task also assisted the Traffic Safety Liaisons conduct CPS Technician trainings statewide.

### **CPS Seats (DTS) #15-19-07**

**\$0.00**

This task provided funds for the DTS to purchase child safety seats for DTS's CPS programs statewide. At this time claims for reimbursement are still pending due to the state budget impasse.

### **CPS PI&E Materials (DTS) #15-19-08**

**\$2,782.00**

This task provided funds for the DTS to purchase child safety seats materials in support of the program. In FY 2015, DTS purchased 100,000 CHAD stickers for distribution at DTS events.

### **CPS Re-Certification Fees (DTS) #15-19-0**

**\$200.00**

This task provided funds for the DTS to pay for CPS re-certification fees for DTS staff. In FY 2015, DTS paid for four instructor re-certification fees.

### **Paid Media #15-19-11 (DTS)**

**\$795,878.42**

This task provided funds for paid media in support of Illinois' enforcement campaigns. An evaluation of DTS's paid media begins on page 51.

# Motorcycle/Pedestrian/Pedalcycle Safety

## 2015 Motorcycle Overview

In 2015, IDOT funded 21,350 free motorcycle training slots for those interested in motorcycling. Provisional numbers indicate that a total of 16,134 individuals took advantage of these training opportunities.

Basic and Intermediate Rider Courses represented approximately 98 percent of the total number trained. These courses are very popular for two reasons: 1) All students of ages 16 and 17 years are required to successfully complete the Beginner Rider Course to qualify for an M Endorsement, and 2) License waivers issued to those 18 years of age and older relieve them from testing requirements to obtain their motorcycle endorsement.

The remaining 2 percent of those trained represent persons who already possessed a motorcycle license and enrolled in training to hone their riding skills. Thirty-seven of this latter group was enrolled in Instructor Preparation Courses which, upon successful completion, qualified them to join our Instructor Corps and train other motorcycling enthusiasts.

The department's goal is to provide motorcycle training to all those with the inclination to ride. It is not the intent to entice people to ride motorcycles, but rather, to provide rider education in safe motorcycling principles to those who might be inclined to start riding without the benefit of such training. In the last several years, the number of funded training slots has increased significantly. In 2015, turn-aways (those who were unable to train at the time and place of their choosing because of full classes) continues to be reduced as in 2014. Over 3,455 of those trained were walk-in students who were not pre-registered in the classes they attended.

The training portion of our Motorcycle Safety Program is funded by Illinois motorcyclists through a portion of their license endorsement and plate fees. These funds are deposited into the Cycle Rider Safety Fund upon their collection by the Office of the Illinois Secretary of State. This fund is statutorily restricted to uses directly related to motorcycle training.

In recent years, it has become evident that a multi-dimensional approach to motorcycle safety is needed. Even though funding has certainly been a challenge, our program has evolved beyond our traditional role of providers of motorcycle training

*Below are some program initiatives that have been implemented with a combination of federal highway safety funding along with other state funds:*

- Governor Bruce Rauner proclaimed May as Motorcycle Awareness Month. On May 6, 2015, DTS held "START SEEING MOTORCYCLES/LOOK TWICE SAVE A LIFE" press event at the Old State Capitol in Springfield Illinois. Assistant Secretary of Transportation Rich Brauer represented IDOT and was joined by speakers from Illinois State Police, ABATE, and Gold Wing. The primary message of these speakers was directed to the motoring public in general and alerted everyone to the upcoming surge of motorcyclists on the roadways and of the importance to share the road with all types of vehicles in order to improve the highway safety environment for everyone.
- DTS Staff and other motorcycle safety stakeholders participated in 8 outreach events statewide emphasizing motorcycle safety messages throughout the riding season.
- In 2015, the [www.startseeingmotorcycles.org](http://www.startseeingmotorcycles.org) website was further refined towards the goal of being a "one-stop shop" for motorcycling enthusiasts.

## 2015 Pedalcycle Overview

DTS continued to fund the Chicago Department of Transportation (CDOT) to promote safe cycling and walking through two programs: the city of Chicago's Bicycling Ambassadors and Safe Routes Ambassadors. In 2013, these two programs were combined from two seasonal programs into one year-round program. The goals of the Ambassadors are safety, encouragement, and education for cyclists and pedestrians, reducing crashes and making Chicago a safer place for active transportation. Each season Ambassadors visit schools, parks, libraries, businesses, block parties, ward events, bike rides, farmers markets, festivals, Lakefront Trail, Riverwalk and the 606 trail outreach. In FY 2015, there were eight full-time Ambassadors that worked May through September conducting 830 events and reaching over 112,500 people.

The Chicago Pedestrian and Bicycle Safety Initiative continued its enforcement program this year to make the streets of Chicago safer for people who walk and bike. Program activities included bicycle safety enforcement with police officers and the Bicycling Ambassadors, police-only crosswalk enforcement events, pedestrian safety missions, and targeted police district outreach. In FY 2015, there were 160 enforcement events in 17 Police Districts.



## 2015 Pedestrian Overview

The Chicago Pedestrian and Bicycle Safety initiative Enforcement Program included joint safety enforcement events with the Chicago Police Department and the Bicycling Ambassadors, targeting behaviors dangerous to pedestrians, cyclists and motorists. Together with police officers, the Bicycling Ambassadors educated over 26,500 Chicagoans on how to safely share the road during enforcement events. In addition to the citations, more than 5,700 warnings were given by police to motorists and cyclists at events. Safe Routes Ambassadors are comprised of two to six education specialists per classroom who lead presentations for elementary and high school students on pedestrian and bicycle safety. Safe Routes Ambassadors teach in-class presentations, outdoor workshops and high school driver's education presentations.

In addition to leading presentations and workshops in schools, the Safe Routes Ambassadors also attend community events, parent meetings, teacher resource fairs and health fairs to reach a broader school and community audience.

## MOTORCYCLE CRASHES

	2010	2011	2012	2013	2014	Previous 4 Average	% Change 14vs4yr
Total Crashes	4,013	3,756	4,231	3,464	3,411	3,866	-11.8
Fatal Crashes	130	142	148	141	116	140	-17.1
Injury Crashes	2,917	2,745	3,036	2,479	2,421	2,794	-13.4
Motorcyclists Killed	131	145	148	152	118	144	-18.1
Motorcyclists Injured	3,189	3,020	3,213	2,699	2,693	3,030	-11.1
Non-Motorcyclists Killed	1	1	2	3	2	2	0.0
Non-Motorcyclists Injured	205	200	216	190	158	203	-22.2

Comparing 2014 to the previous four year average, the number of motorcyclist killed decreased by 18.1 percent, while the number of motorcyclists injured also decreased by 11.1 percent.

## PEDALCYCLE CRASHES

	2010	2011	2012	2013	2014	Previous 4 Average	% Change 14vs4yr
Total Crashes	3,599	3,107	3,453	3,624	3,241	3,446	-5.9
Fatal Crashes	24	27	29	30	27	28	-3.6
Injury Crashes	3,444	2,912	3,233	3,353	3,014	3,236	-6.9
Pedalcyclists Killed	24	27	29	30	27	28	-3.6
Pedalcyclists Injured	3,464	2,930	3,250	3,372	3,020	3,254	-7.2

When comparing 2014 to the previous 4-year average, the number of pedalcyclists killed decreased by 3.6 percent while the number of pedalcyclists injured also decreased by 7.2 percent.

## PEDESTRIAN CRASHES

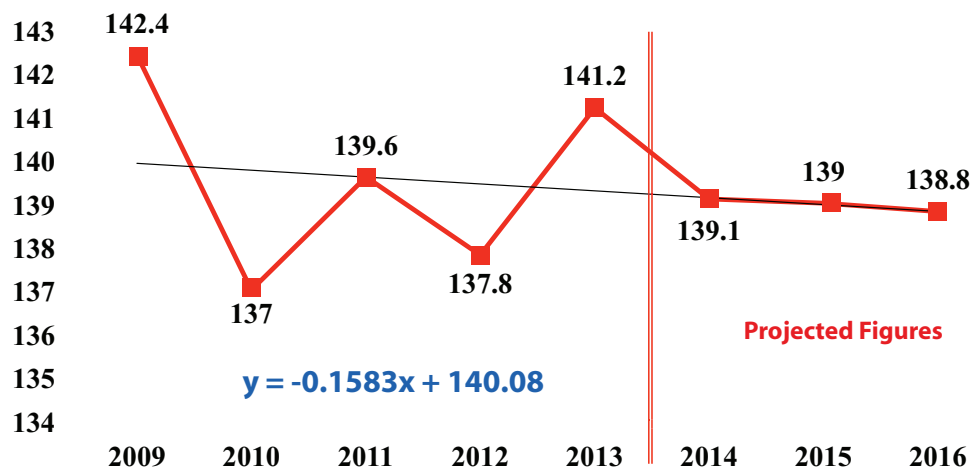
	2010	2011	2012	2013	2014	Previous 4 Average	% Change 14vs4yr
Total Crashes	5,215	4,978	4,930	4,895	4,637	5,005	-7.4
Pedestrians Killed	115	135	139	125	127	129	-1.6
Pedestrians Injured	5,174	4,911	4,770	4,686	4,402	4,885	-9.9

Comparing 2014 to the previous 4-year average, the number of pedestrians killed decreased by 1.6 percent, while pedestrians injured also decreased by 9.9 percent.

## Goal

- To keep the statewide motorcycle fatalities under the projected figure of 138.8 by December 31, 2016.

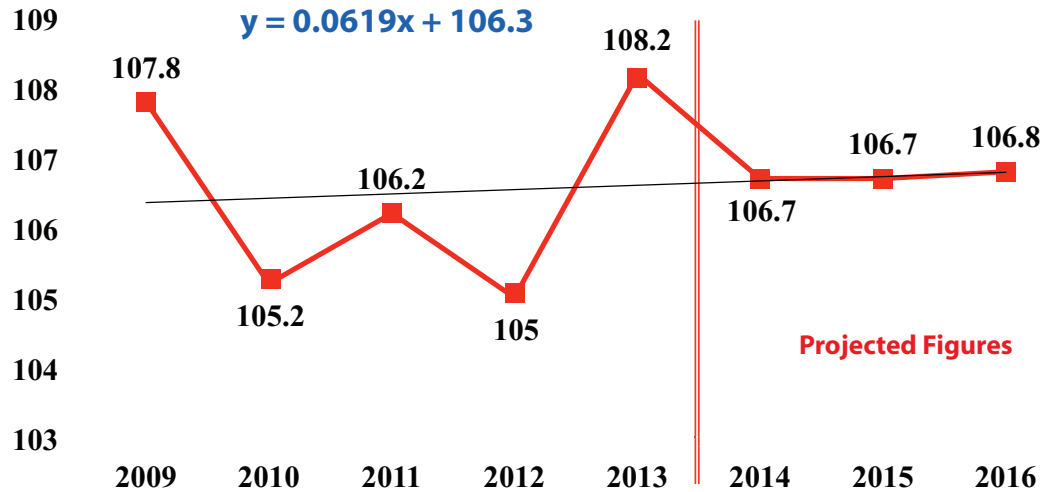
## Motorcyclist Fatalities



## Goal

- To reduce the number of unhelmeted motorcycle fatalities from the 2009 level of 107.8 to 106.8 by December 31, 2016.

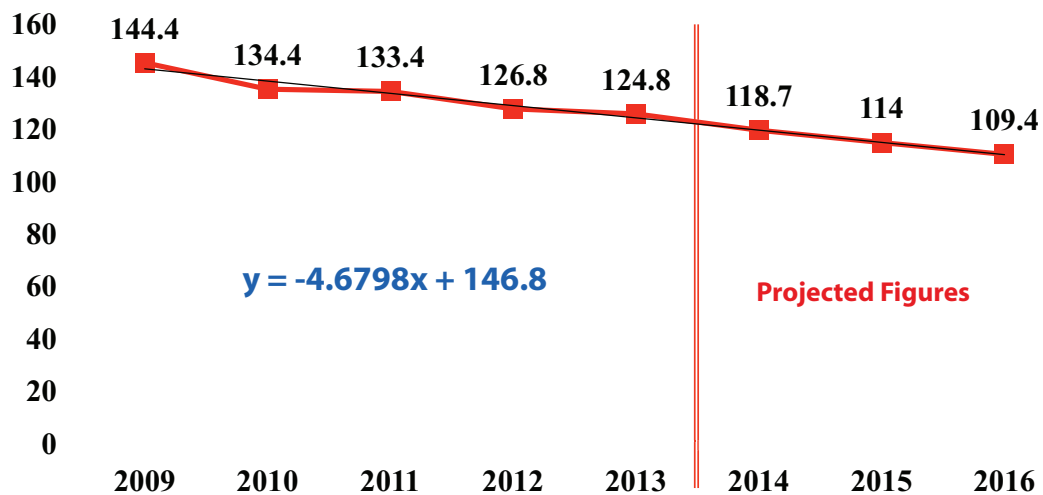
# Unhelmeted Motorcyclist Fatalities



## Goal

- To keep the number of statewide pedestrian fatalities under the projected figure of 109.4 by December 31, 2016.

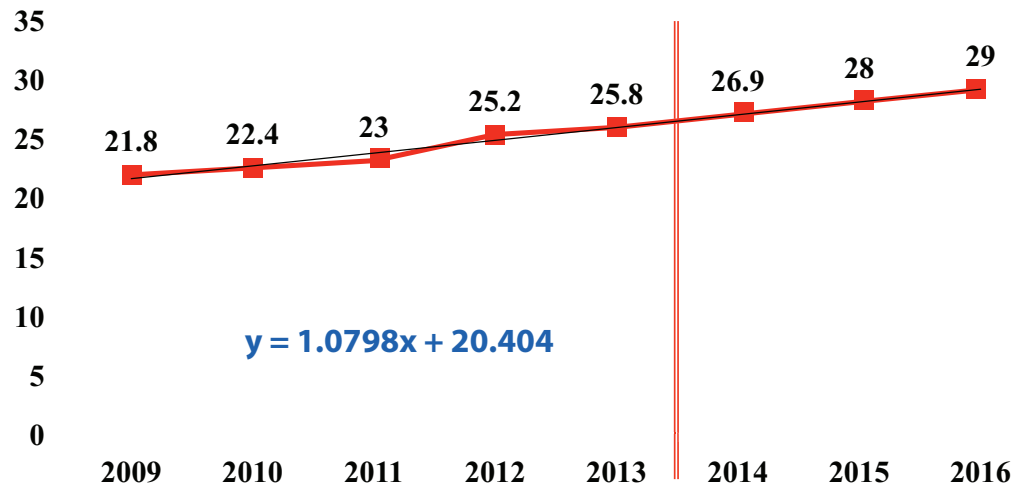
# Pedestrian Fatalities



## Goal

- To keep the statewide number of pedalcycle fatalities under the projected figure of 29 by December 31, 2016.

## Pedalcycle Fatalities



## Strategies

- Continued to implement recommendations from the Motorcycle Safety Program Assessment.
- Increased training opportunities for beginning motorcycle riders in Illinois through DTS's Cycle Rider Training Program.
- Continued to implement a public information and education campaign for motorcycle awareness.
- Conducted a paid media campaign for the motorcycle riding season.

# Project Summaries

## Section 402

### Bicycle and Pedestrian Safety (Local) #15-12-02

**\$0.00**

*This task provided funds for three local agencies to conduct bicycle safety education projects. At this time claims for reimbursement are still pending due to the state budget impasse. The three projects are:*

- **Chicago Department of Transportation's (CDOT)** Bicycle Ambassadors program celebrated its 14th year as the leading force in bicycle safety education and outreach in Chicago. The Ambassadors are a team of community outreach specialists who promote Chicago as a world class cycling city. In FY 2015, the Bicycle Ambassadors conducted: 830 events throughout Chicago, directly educated 112,500 people through face to face education, properly fit 3,050 helmets. The Ambassadors traveled all over the city, speaking directly with Chicagoans about bicycling safely. Traveling by bike, Ambassadors spoke to people in all 50 wards and every police district. The Park District hired teenagers to work with the Ambassadors as Junior Ambassadors. The Junior Ambassadors work in teams, travel by bike to day camps all over the city and educate 6-12 year olds about safe cycling habits and the importance of wearing helmets. During the summer of 2015, Junior Ambassadors visited 150 day camps and reached over 20,000 children and youth with bike safety messaging.
- **Chicago Department of Transportation's** FY 2015 Chicago Pedestrian Safety Initiative is to reduce the incidence of traffic fatalities and serious injuries among all pedestrians, with particular emphasis on children and seniors. CDOT has a number of programs and projects aimed at improving conditions for pedestrians in order to meet this primary goal. In FY 2015, Safe Routes Ambassadors visited 110 Chicago elementary and high schools for in-class presentations, reaching over 15,000 students and 54 of those schools for hands-on activities.
- **Chicago Police Department** Maintained its enforcement program this year to make the streets of Chicago safer for people who walk and bike. Program activities included bicycle safety enforcement with police officers and the Bicycling Ambassadors, police-only crosswalk enforcement events, pedestrian safety missions and focused police district outreach. In FY 2015, there were 117 enforcement events, issued 2,602 crosswalk citations, and conducted 2,026 patrol hours.

## Section 405f Motorcycle Safety

### PI&E Campaign (DTS) #15-22-01

**\$25,634.73**

This task provided funds for DTS to develop and produce motorcycle public information and education materials. In FY 2015, DTS purchased the following motorcycle outreach materials: 5,000 Don't Drink and Ride patch, 10,000 lanyards, 20,000 Ride Smart bumper stickers, 10,000 Ride Smart window decals, 10 Start Seeing Motorcycles banners, 10,000 Look Twice window stickers, 15,000 Start Seeing Motorcycles yard signs, 50,000 student completion cards, 5,000 chamois cloth and 100,000 motorcycle safety custom pizza box stickers..

### Motorcycle Winter Conference (DTS) #15-22-03

**\$2,289.26**

This task provided funds for DTS to conduct a Motorcycle Winter Conference. On December 10-11, 2014, the 5th Annual Motorcycle Winter Conference for Motorcycle Coordinators, Instructors and Advocates was held in Springfield. Over 140 attendees comprised of the motorcycle rider's groups of ABATE, Gold Wing Road Riders Association, Christian Motorcyclist Association and Illinois State Police Motorcycle Troopers listened to a wide array of speakers on topics of interest to the motorcycling community. The post-conference survey revealed that participants rated the event as a very educational and useful in their respective activities in the furtherance of motorcycle safety. Overall, the conference successfully spread IDOT/DTS's motorcycle safety messages.



# Traffic Records

## 2015 Overview

Annually, the Division of Traffic Safety's (DTS) Bureau of Safety Data and Data Services (SDDS) receives an estimated 450,000 Illinois Traffic Crash Reports (hereafter "crash reports") for processing. Of that number, roughly 51 percent are currently received in paper format, while 49 percent are received electronically.

As of December 8, 2015, the Date Entry (DE) process was 84 days from the date of the crash, while Location Entry was at 78 days from the date of the crash. The Statistics Coding Unit has processed 100,645 crash reports, for CY 2015. An additional 168,022 crash reports are currently queued at DE, leaving approximately 181,300 crash reports expected to be received yet this year for CY 2015, based on annual crash report submission averages.

The current solution to increase electronic reporting is to partner with approved third party eXtensible Markup Language (XML) vendor(s) to allow law enforcement agencies to submit their crash reports electronically, in an XML format defined by the department. Third party vendor(s) can become an approved department XML vendor once they have signed a Mutual Non-Disclosure Agreement (NDA) and have successfully submitted 20 scenarios required for approval. The scenarios determine if the vendor's system is capturing all the required crash data elements correctly, before they are allowed to work with law enforcement agencies. Some third party vendors offer the free software to law enforcement agencies and offset their costs by selling crash reports, which does not conflict with the department's Archivist role since there is no contractual relationship between the department and the third party vendors.

There are 10 vendors that have been approved to submit crash reports electronically and 14 vendors that have signed a NDA. Two of the approved vendors offer a zero-cost solution to law enforcement agencies. Approximately 49 percent of all crash reports are now submitted through the XML program. The department is coordinating with Illinois State Police (ISP) and other law enforcement agencies on the transition to XML electronic reporting. In FY 2015, the ISP continued with Traffic and Criminal Software (TraCS) to submit their crash reports. ISP considered the following options: submitting an RFP for a zero-cost solution; procuring TraCS for CMV inspections and crash reporting. Effective December 1, 2015 MCR is no longer an option in submitting crash reports.

DTS is also working with police agencies to e-mail scanned images of their crash reports. This program increases the timeliness of submittals and has eased scanning efforts within DTS. Currently, approximately 30 percent of crash reports are submitted via agency scan.

Illinois' Traffic Records Coordinating Committee (ITRCC) provided executive direction on all matters related to the various Illinois Traffic Safety Information Systems and the Traffic Safety Information Systems Improvement Program within the state. Federal highway safety funding from the National Highway Traffic Safety Administration allows the committee to provide assistance for new and/or existing relevant studies that improve programs that address roadway safety within Illinois. In FY 2015, the ITRCC met quarterly and approved 10 projects for funding with Section 408 funding. The ITRCC provided a forum for review and comment of traffic records issues within the state of Illinois. This coordinating committee includes representatives from various public and private organizations and members serve on one of three subcommittees (Planning, Engineering Safety and Data Quality). Over the past year, the ITRCC has continued to encourage more participation from members and implemented an attendance requirement to be considered a voting member. There has been considerable discussion about the importance of the strategic plan to justify the development of relevant Section 408 and 405c projects.

## Safety Portal

In FY 2015, DTS and our Bureau of Information Processing (BIP) consultants continued to implement the Safety Portal. The Safety Portal is a comprehensive and collaborative environment for anyone involved with realizing safety improvement measures on Illinois roadways. This environment brings together data, knowledge, training and tools which will assist DTS, IDOT's Bureau of Safety Engineering, IDOT's Bureau of Local Road and Streets, IDOT District personnel, county engineers, federal, state and local law enforcement agencies to provide better analysis of crash information to achieve improvements in safety.

## Racial Profiling

For the 11th annual Illinois Traffic Stop Study (ITSS) report, IDOT collected data from 951 law enforcement agencies throughout Illinois. These agencies submitted 2,043,247 stops which were then analyzed by Alex Weiss Consulting. This report was submitted to the Governor, General Assembly and Racial Profiling Prevention and Data Oversight Board. The 2014 annual report was available on IDOT's website effective July 1, 2015. This study was set to end July 1, 2015; however, Public Act 98-0686 extended the traffic stop study through July 1, 2019.

## Project Summaries

### Section 408

#### 408 Coordinator (DTS) #15-18-01

**\$27,288.14**

This task provided funds for the DTS to pay the salary of the section 408 coordinator. In FY 2015, Darrell Clark from DTS continued as the 408 coordinator until his passing in December of 2014. Mr. Mehdi Nassirpour has filled in as the point person for all of the 408 activity within the Division..

#### Data Access (IDPH) #15-18-02

**\$156,350.00**

This task provided funds for the Illinois Department of Public Health (IDPH) to make prehospital more accessible. In FY 2015 IDPH work on the EMS System Coordinator website and public website were completed and available to their respective audiences. The Coordinator site contains: a dashboard page with several statistics and other measures displayed graphically and in table form; a crosstab page allowing users to view the relationship among multiple variables, and; a data download utility. The public site contains a data download utility.

#### Chicago Data Integration (Local) #15-18-03

**\$139,969.00**

This task provides funds for the city of Chicago for the Crash Data Integration Project. This project required an intensely interactive development effort in collaboration between the Chicago Police Department (CPD) and the Illinois Department of Transportation (IDOT) to ensure that the data validations, feature functionality, and aesthetics of the tool would suit the original intent. It was important from IDOT's perspective that data was captured that was complete and accurate so CPD developed a comprehensive and complex data validation technology to ensure that once the records were uploaded to IDOT it would pass the IDOT's established data checks. In doing so, this has all but eliminated errors transferred to IDOT. To date we have had in excess of 8,000 reports sent to IDOT with one returning in error but not due to data validation but human input. With regards to CPD it was important that the aesthetics and usability of the application allowed for ease of use to the Police Officers who are the intended targets of the application. CPD assigned dedicated officers with significant years of experience where roles ranged from Police Officer, Field Training Officer, Sargent, and Lieutenant to work closely with the development team to ensure that assimilation of the tool would be effective as well as to build in the day and the life experience of the Police Officers who would be using the tool. We had several examples where officers chose to visit Police Districts who had the tool to submit reports with no training and was successful in completing a report. This speaks positively to the attention paid to the usability of the tool. The roll-out plan was to deploy a pilot across five police districts over the course of 45 days to be used at the front desk only to accommodate walk-in individuals who were involved in a crash. The pilot went so well that CPD was approved to roll the tool out to the remaining eighteen districts from the period of August through October 2015. During this time CPD has been able to submit more than 8000 approved reports to IDOT. A similar roll-out plan is intended for our Portable Desktop Terminal (PDT) units which are located in the police vehicles. This roll-out is more challenging due to the age of the PDT equipment and the browsers used in the standard build. We are working to mitigate the browser issues so that the mobile roll-out could enjoy success in the way that the desktop users have to this point. Due to unforeseen events in the city of Chicago, our development efforts with regards to the mobile PDT deployment have slowed down to deal with public safety emergencies. However, we are still targeting the first quarter of 2016 to be deployed to the mobile PDT community.

#### Crash Reconstruction (ISP) #15-18-06

**\$41,465.80**

This task provided funds for the ISP to identify all stakeholders of citations and disposition data, interview each, document their current business requirements and analyze those requirements. In FY 2015, a total of 12 ISP Crash Reconstruction officers attended an Event Data Recorder Interpretation and Motor carrier Vehicle Crash reconstruction training course. ISP also purchased a total Robotic Total Station for use in the field when investigating crashes.

**CODES (DTS) #15-18-07****\$12,394.21**

This task continues to provide funds for the DTS to conduct a CODES program in FY 2015. DTS analyzes hospital data on the number of discharges, average length of stay, primary injuries, types of crash controlling demographics, belt status, vehicle type, expected payment source and discharge status. DTS continues to develop analytical models to study the relationship between hospital discharges, seat belt status and alcohol impairment, controlling for several demographic, vehicle and crash characteristics.

**BIP Consultants #15-18-09****\$0.00**

This task was to provide funds for DTS to fund IDOT Bureau of Information Processing (BIP) consultants to assist DTS's Bureau of Safety Data and Data Services to assist on working on the crash reports network. No activity occurred in FY 2015 due to BIP eliminating the consultant's contracts.

**Fatal Analysis Reporting System (FARS) #15-18-10****\$9,564.02**

This task provided funds for DTS to partially fund two full-time FARS analysts during FY 2015. The analysts maintained the FARS database which includes details on all fatal crashes that occur in Illinois.

**Imaging Enhancement (SOS) #15-18-12****\$18,607.18**

This task provided funds for the Office of the Secretary of State's, Driver Services Department to hire one contractual service employees for data entry of backlog of old crash reports and certification of cases for suspension action. The contractual employee processed 3,450 new safety responsibility crash cases and answered 5,189 telephone calls relating to crash files.

**Data Analysis (Local) #15-18-13****\$73,457.05**

This task provided funds for Loyola University to develop data systems and access to motor vehicle crash (MVC) injury surveillance, using statewide traffic crash and health-related databases. Completed activities during this grant year include: 1) The web-based Reporting System (<http://app.idph.state.il.us/emsrpt/>) supports the online availability of selected data from statewide databases for public access. Data was prepared and uploaded for the CY2013 hospital inpatient files (1,458,488 hospital discharges) and CY 2013 MVC files (285,468 crashes, 667,061 MV occupants, and 8,791 non-occupants). Web site usage increased 11.4 percent in 2014 relative to 2013. 2) CY 2013 versions of the 11 "quick facts" reports were prepared and uploaded to the EMS for Children web site for online public access at [http://www.luhs.org/depts/emsc/13\\_crash\\_info.htm](http://www.luhs.org/depts/emsc/13_crash_info.htm). These brief reports (ranging from 1 to 4 pages each), focus on 11 topics of interest such as young drivers, motorcyclists, pedestrians, etc. 3) Work was conducted on a special study to augment FARS BAC data with Illinois Trauma Registry (ITR) data, developing an application using Microsoft Access and a related user guide to prepare files for linkage and work with the results.

**Data Warehouse (SOS) #15-18-14****\$36,000.00**

This task provided funds for the Office of the Secretary of State's, Driver Services Department to document data warehouse and data flow diagrams for the existing databases supporting SOS Driver Services and Vehicle Services processes. In FY 2015, SOS hired Qlarion to define the requirements for SOS Drivers and Vehicle Warehouse. Qlarion completed the requirements definition which was the first of 3 major parts in this phase of the project. Qlarion continues to work on the Data Modeling phase of the project.

## Section 402

### UIS Evaluation Project (Local) #15-02-08

**\$143,831.37**

This task provided funds for the University of Illinois at Springfield (UIS) to conduct comprehensive and high-quality program evaluation work as needed by DTS. In FY 2015, this project funded the Evaluation Data Specialists who managed the comprehensive enforcement database for all DTS grant-funded enforcement, created tables on problem ID, wrote comprehensive reports on the STEP, LAP mobilization campaigns. This project also funded Illinois' Impaired Driving Coordinator that administered and implemented priority programs intended to reduce alcohol-related motor vehicle crashes, injuries and fatalities on Illinois roads.

## Section 1906

### Racial Profiling Study (DTS) #15-23-01

**\$90,000.00**

This task provided funds for Alex Weiss Consulting to develop the Illinois Traffic Stop Study. On July 1, 2015, DTS released the 11th annual Racial Profiling Study report. In 2014, 951 law enforcement agencies in Illinois submitted traffic stop data to DTS. These agencies submitted 2,043,247 traffic stops to DTS.

### Racial Profiling Committee (DTS) #15-23-03

**\$134.00**

This task provided funds for DTS to fund a Racial Profiling Committee. On October 23, 2014 a meeting of the Racial Profiling Prevention and Data Oversight Board was held in Chicago.



## Police Traffic Services

### 2015 Overview

DTS believes the most effective tool in reducing injuries and fatalities is through high-visibility enforcement. Increased enforcement maximizes the likelihood of detecting, arresting those drivers who are breaking the law by being impaired, not buckling up and speeding. DTS continued to focus enforcement in Illinois' 23 county breakdown and other counties where DTS determines a need. In FY 2015, DTS funded 175 law enforcement agencies that conducted 122,541.7 hours of patrol which is an increase of 10 percent from FY 2014 and issued 138,732 citations which is an increase of 11.6 percent from FY 2014.

In FY 2015, DTS's focus continued to be on the two main national enforcement campaigns (Memorial Day and Labor Day) and the state enforcement campaigns (Thanksgiving, Holiday Season and Independence Day). One of high-visibility enforcement projects that DTS continues to fund through local law enforcement agencies is the Sustained Traffic Enforcement Program (STEP). The STEP grants focus sharply on specific times of the year and also on specific times of the day when data shows alcohol-involved and unbuckled fatalities are the highest. The increased enforcement details conducted during these times raises the perception of getting caught and deters potential impaired drivers and potential unbuckled drivers. STEP brought together impaired driving and seat belt enforcement closer together because of the connection between late-night alcohol-involved fatalities, late-night unbuckled fatalities and lower late-night seat belt usage. STEP required participation in the Thanksgiving, Christmas/New Year's, St. Patrick's Day, Memorial Day, Independence Day and Labor Day Campaigns. This created a sustained, year-long emphasis on DTS's high enforcement priorities: impaired driving and night-time safety belt usage. In FY 2015, a total of 166 local law enforcement agencies participated in the STEP program issuing 81,723 citations.

DTS continued to fund local law enforcement agencies, the Illinois State Police (ISP) and the Office of the Secretary of State Department of Police enforcement projects that participated in other seat belt and impaired driving enforcement campaigns during FY 2015. All enforcement activities were supported with a comprehensive paid media and earned media efforts.

## **Click It or Ticket Campaigns**

DTS's goal was to achieve 94.9 percent seat belt compliance through high-visibility enforcement, nighttime belt enforcement and increased public outreach.

DTS conducted a Click It or Ticket (CIOT) campaign from November 16–29, 2014. This campaign coincided with the Thanksgiving holiday. A total of 18,987 patrol hours were logged by 158 local departments and the Illinois State Police (ISP) resulting in 22,180 being issued during the campaign.

In 2015, DTS conducted two statewide CIOT campaigns during the month of May 2015 with special emphasis on increasing seat belt usage among Illinois' rural population. During the statewide and rural CIOT campaigns, local law enforcement agencies and the ISP logged a total of 21,524.5 enforcement hours and wrote citations, 26,474 (37.4 percent) of which were seat belt and car seat citations.

DTS held six statewide press events to kick off the mobilization to increase awareness of the statewide CIOT campaign and to raise awareness of seat belt enforcement. Law enforcement agencies assisted in spreading the CIOT message using the traditional methods of newspaper, radio, and print. The most common type of earned media obtained for CIOT was in the form of print news stories.

## **Impaired Driving Campaign**

In FY 2015, DTS continued to focus enforcement on the impaired driving campaigns, more specifically the Holiday Season, Independence Day and Labor Day. DTS also funded enforcement agencies to conduct additional campaigns around impaired driving times, Super Bowl and St. Patrick's Day. During DTS's "Drive Sober or Get Pulled Over" campaign a total of 158 local law enforcement agencies and all ISP districts participated in the 2015 Labor Day Crackdown. A total of 71 roadside safety checks and 1,177 saturation patrols were conducted during August 24 - September 7, 2015 enforcement period. Local law enforcement and ISP logged a total of 13,770 patrol hours and issued 16,136 citations during the campaign. Local law enforcement and ISP issues a total of 368 DUI citations, an average of one DUI citation written every 37.4 patrol hours.

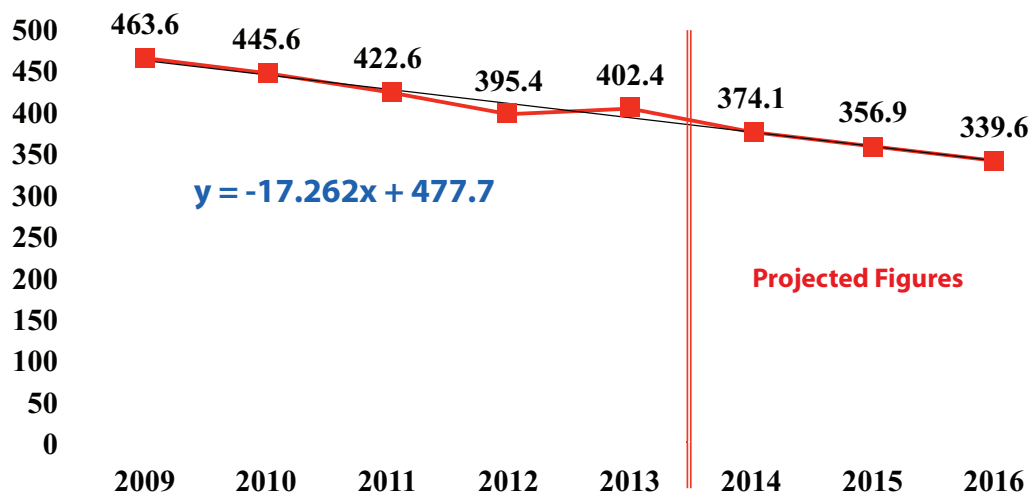
## **Training**

The Illinois Law Enforcement Training and Standards Board (ILETSB) trained 1,466 local law enforcement officers and conducted 77 courses in FY 2015. These trainings are conducted through the ILETBSB's mobile training units located in 16 locations throughout Illinois. The goal of this program is to provide traffic safety-related training for Illinois local law enforcement officers on a statewide basis.

## Goal

- To keep the statewide speed-related fatalities under the projected figure of 339.6 by December 31, 2016.

## Speed-related Fatalities



## Strategies

- Provided funding to conduct sustained and periodic enforcement/high-intensity publicity/awareness campaigns Occupant Restraint Enforcement Project (OREP), Sustained Traffic Enforcement Program (STEP) and Local Alcohol Program (LAP).
- Continued with enforcement activities during all of the state and national campaigns.
- Continued to fund eight Law Enforcement Liaisons.
- Implemented nighttime belt enforcement to impaired driving crackdowns focusing both enforcement and messaging on the deadly 11pm-6am timeframe.
- Provided specialized training to local law enforcement officers through the Illinois Law Enforcement Training and Standards Board (ILETSB) 16 mobile training units.
- Conducted high-visibility enforcement campaigns.

### Drive Smart Project (SOS Police) #15-03-03

**\$125,953.29**

This task provided funds for the Illinois Office of the Secretary of State, Department of Police to conduct hire back patrols on U.S. and state routes for DUI, alcohol-related, speed and occupant protection violations during DTS's specific enforcement campaigns. In FY 2015, SOS Police conducted 1,623.75 hours of patrol, issued 1,538 total citations, 45 DUI's, 62 alcohol-related and 277 occupant protection violations. SOS Police conducted 274 details and worked 16 RSC details with local law enforcement agencies and the Illinois State Police.

### Law Enforcement Liaison (LEL) Program #15-03-04

**\$502,643.06**

This task provided funds to implement and maintain the Law Enforcement Liaison (LEL) program in Illinois. The program staff consists of one LEL Program Supervisor, seven LEL's and one clerical supervisor. The primary responsibility of a LEL continues to be as managers of law enforcement highway safety projects. The LEL's also accomplished the following in FY 2015; managed 178 year-long, local law enforcement agency highway safety projects and assisted with 22 mini-grants focusing on Labor Day and Memorial Day, managed eight (4) year-long state agency highway safety enforcement projects, continued the highly successful May CIOT Mobilization Incentive Program to increase safety belt compliance in Illinois, assisted with the Operation Teen Safe Driving Program funded in part by the Ford Motor Company and The Allstate Foundation held throughout Illinois, two new LELs received training at the Division of Traffic Safety and by partnering with veteran LEL field staff; was represented at the IACP Summer Conference and the Midwest Security and Police expo, the

Illinois Sheriff's Association Annual Training Conference in Springfield, and the Southern Illinois Police Summit in Mt. Vernon; in June participated in seat belt surveys throughout Illinois prior to and following the May/June Click It or Ticket campaign and 100 pre- and post- night surveys; conducted multiple cellphone use by drivers surveys; planned organized and assisted in executing 5 major media events throughout the year at multiple locations during highway safety mobilization campaigns; participated in the annual judging of the Illinois Traffic Safety Challenge, including the awards ceremony; served as members of the ILACP's Traffic Safety Committee; planned organized two LEL meetings in Springfield; worked with local law enforcement agencies to identify and recruit Saved By The Belt awardees. In addition to the LEL's, the Statewide LEL Program Coordinator continued several innovative activities including the continued integration of more nighttime seat belt enforcement, targeted media and new grant oversight; and helped IDOT staff at the DTS booth at the Illinois State Fair.

**Police Traffic Training (ILETSB) #15-04-01**

**\$14,582.30**

This task provided funds for the ILET SB to conduct police traffic training courses for local law enforcement officers. In FY 2015, the ILET SB conducted nine training courses training 170 local law enforcement officers.

**Sustained Traffic Enforcement Program (Local) #15-04-02**

**\$842,092.23**

This task provided funds for local law enforcement agencies to increase occupant protection usage and reduce DUI through hire back enforcement. Preliminary figures for the FY 2015 STEP projects are: a total of 166 local law enforcement agencies participated, conducted 67,665 patrol hours, issued 81,723 citations, issued 1,904 DUI's, 30,577 seat belt violations, 1,757 child safety seat violations and 10,322 speeding violations *Below are the local enforcement agencies involved in the STEP program:*

- |  |                                    |                                     |
|--|------------------------------------|-------------------------------------|
| Algonquin Police Department              | Carbondale Police Department       | Crystal Lake Police Department      |
| Marseilles Police Department             | Oak Brook Police Department        | Plainfield Police Department        |
| Alton Police Department                  | Carol Stream Police Department     | Danville Police Department          |
| Mattoon Police Department                | Oak Forest Police Department       | Prairie Grove Police Department     |
| Arlington Heights Police Department      | Caseyville Police Department       | Decatur Police Department           |
| Maywood Police Department                | Oak Lawn Police Department         | Prospect Heights Police Department  |
| Barrington Police Department             | Champaign Police Department        | DeKalb Police Department            |
| McCullom Police Department               | Oak Park Police Department         | Quincy Police Department            |
| Bartlett Police Department               | Chatham Police Department          | DeWitt County Sheriff's Department  |
| McHenry County Sheriff's Department      | Oakbrook Terrace Police Department | River Forest Police Department      |
| Bartonville Police Department            | Cherry Valley Police Department    | Downers Grove Police Department     |
| McHenry Police Department                | Olympia Fields Police Department   | River Grove Police Department       |
| Belvidere Police Department              | Chicago Heights Police Department  | East Hazel Police Department        |
| Midlothian Police Department             | Orland Park Police Department      | Riverdale Police Department         |
| Berwyn Police Department                 | Chicago Police Department          | East Moline Police Department       |
| Moline Police Department                 | Oswego Police Department           | Riverside Police Department         |
| Blue Island Police Department            | Chicago Ridge Police Department    | East Peoria Police Department       |
| Montgomery Police Department             | Palatine Police Department         | Rock Island County Sheriff's Dept   |
| Boone County Sheriff's Department        | Cicero Police Department           | Edwardsville Police Department      |
| Morton Police Department                 | Palos Heights Police Department    | Rock Island Police Department       |
| Bourbonnais Police Department            | Clarendon Hills Police Department  | Elgin Police Department             |
| Naperville Police Department             | Park City Police Department        | Rockford Police Department          |
| Bradley Police Department                | Collinsville Police Department     | Elk Grove Village Police Department |
| Niles Police Department                  | Park Forest Police Department      | Rolling Meadows Police Department   |
| Buffalo Grove Police Department          | Columbia Police Department         | Elmhurst Police Department          |
| North Aurora Police Department           | Park Ridge Police Department       | Romeoville Police Department        |
| Bull Valley Police Department            | Cook County Sheriff's Department   | Evanston Police Department          |
| North Pekin Police Department            | Peoria County Sheriff's Department | Roselle Police Department           |
| Cahokia Police Department                | Crete Police Department            | Flora Police Department             |
| North Riverside Police Department        | Peoria Police Department           | Rosemont Police Department          |
| Calumet City Police Department           | Creve Coeur Police Department      | Forest Park Police Department       |
| Northern Illinois University Police Dept | Peru Police Department             | Round Lake Heights Police Dept      |

Franklin Park Police Department	Hoffman Estates Police Department	Lake Zurich Police Department
Round Lake Park Police Department	South Holland Police Department	Westchester Police Department
Freeport Police Department	Homewood Police Department	Lakemoor Police Department
St. Charles Police Department	Southern View Police Department	Western Illinois University Police Department
Galesburg Police Department	Jerome Police Department	Leland Grove Police Department
St. Clair County Sheriff's Department	Spring Grove Police Department	Western Illinois University - Task Force
Grandview Police Department	Joliet Police Department	Libertyville Police Department
Sangamon Police Department	Springfield Police Department	Wheeling Police Department
Granite City Police Department	Justice Police Department	Lincolnshire Police Department
Schaumburg Police Department	Streamwood Police Department	Will County Sheriff's Department
Grayslake Police Department	Kankakee Police Department	Lincolnwood Police Department
Shorewood Police Department	Summit Police Department	Williamson County Sheriff's Dept
Grundy County Sheriff's Department	Kildeer Police Department	Lisle Police Department
Silvis Police Department	Tazewell County Sheriff's Department	Winnebago County Sheriff's Dept
Gurnee Police Department	Kirkland Police Department	Lockport Police Department
Skokie Police Department	Tinley Park Police Department	Winthrop Harbor Police Department
Hanover Park Police Department	Lake Bluff Police Department	Lombard Police Department
Sleepy Hollow Police Department	Troy Police Department	Wood Dale Police Department
Highland Police Department	Lake County Sheriff's Department	Loves Park Police Department
South Barrington Police Department	Villa Park Police Department	Woodridge Police Department
Hillside Police Department	Lake in the Hills Police Department	Macomb Police Department
South Chicago Heights Police Dept	Waukegan Police Department	Woodstock Police Department
Hinsdale Police Department	Lake Villa Police Department	
South Elgin Police Department	West Chicago Police Department	

**Nighttime Enforcement Patrol (NITE) (ISP) #15-04-04 \$884,959.90**

This task provided funds for the ISP to identify and focus specific times of 9:00pm to 6:00am when alcohol-related fatalities and safety belt usage is lowest in order to make the greatest impact on lowering traffic deaths due to these two causes. ISP conducted the patrols in IDOT's 23-county breakdown. During FY 2015, ISP worked 9,338.5 enforcement hours and issued a total of 17,410 citations and written warnings. Officers issued 1,241 occupant restraint citations and 824 DUI, drug/alcohol-related and zero tolerance violations.

**Special Traffic Enforcement Project (sTEP) (ISP) #15-04-05 \$925,230.76**

This task provided funds for the ISP to conduct increased patrol and enforcement of all traffic laws with a primary emphasis on speeding, occupant restraint and impaired driving laws. ISP conducted increased patrols and nighttime patrols during both Click It or Ticket mobilizations in FY 2015. ISP conducted the patrols in IDOT's 23-county breakdown. During FY 2015, ISP worked 8,617 enforcement hours and issued a total of 15,709 citations and written warnings. Officers issued 4,441 day-time speeding citations, 2,752 nighttime speeding citations and 1,378 occupant restraint citations. ISP issued 2,420 media releases, released 761 radio spots, 372 television releases and 1,287 releases for print.

**Illinois Traffic Safety Awards (Local) #15-04-07 \$70,324.38**

This task provided funds for the Illinois Association of Chiefs of Police (ILACP) to administer the Illinois Traffic Safety Challenge Awards program. In FY 2015, five "How to" seminars were completed in Aurora, Springfield, Collinsville, Rockford and Buffalo Grove. Over 75 persons attended these five seminars. All of the applications reviewed by the judging team in Aurora on May 1-3, 2015. The Illinois Traffic Safety Challenge awards breakfast program was held in August 2015 where all award winners were recognized and NHTSA region 5 Program Manager Dwight Lockwood and Illinois State Police's Deputy Director spoke to the audience. The success of the Traffic Safety Challenge is not just in the number of agencies who participate or are recognized, but it is also seen in the number of agencies who update their enforcement policies, increase their enforcement of impaired driving, speeding and occupant restraint violations, improve officer training and take the time to evaluate their programs.



### **Motorcycle Patrol Unit (ISP) #15-04-09**

**\$2,249.10**

This task provided funds to the ISP to establish a Motorcycle Patrol Unit. These high-visibility patrols, coupled with an aggressive enforcement protocol targets the “Fatal Five” violations. In FY 2015, the motorcycle patrol unit conducted 5,438.5 hours of patrol issued 5,862 citations, 1,264 speed citations, 34 DUI citations, 49 alcohol-related citations and 2,160 seat belt citations. ISP participated in a statewide media broadcast promoting the Memorial Day enforcement campaign in May 2015.

## **Section 405**

### **Occupant Restraint Enforcement Project (OREP) #15-19-01**

**\$767,405.28**

This task provided funds for the ISP to conduct two four-hour patrols twice a month, consisting of four officers each, in ten selected ISP districts. Patrols were limited to Illinois state routes and U.S. Routes. The ten ISP districts were located in IDOT’s 23-county breakdown (i.e., Cook, DuPage, Kane, Will, Rock Island, Peoria, Sangamon, Madison, St. Clair, Williamson, Winnebago and Kankakee). In FY 2015, there were 12,953 citations, and 3,767 warnings. In FY 2015, a total of 9,635 occupant restraint citations issued which resulted in one citation being issued every 49 minutes. Certified Child Safety Seat Inspectors worked 178 hours of OREP hireback showing motorist how to properly install car seats and secure their young passengers.

### **Memorial Day Patrols (Local) #15-19-04**

**\$0.00**

This task provided funds for local law enforcement agencies to conduct special enforcement for occupant protection mobilization during Memorial Day campaign. DTS did not pursue mini-mobilization grants in FY 2015 during the Memorial Day campaign due to a change in Director’s at DTS.

## **Section 405d**

### **Driving Under the Influence Enforcement (DUIE) #15-13-01**

**\$752,404.17**

This task provided funds for the Illinois State Police to reduce the incidence of driving under the influence (DUI) of alcohol and other drugs, enforce the occupant restraint laws of Illinois and, in general, make the public cognizant of driving safely on Illinois roadways. For FY 2015, there were 270 RSC’s conducted with a total of 10,387 citations and warnings of which 1,431 were DUI, Zero tolerance or alcohol-related.

### **Operation Straight ID (OPSID) #15-13-02**

**\$78,687.03**

This task provided funds for the SOS Police to conduct educational presentations to inform law enforcement officers, employees, communities and businesses of the penalties for using fake ID’s and how to detect fraudulent driver’s licenses and State identification cards. In FY 2014, SOS Police taught 99 Operation Straight ID (OPSID) classes training 1,231 participants. A total of 78 Cops in Shops details were conducted, 378 citations were issued, 321 arrests and confiscated 37 illegal ID’s.

### **Mini- Labor Day Patrols (Local) #15-13-04**

**\$0.00**

This task provided funds for 22 local law enforcement agencies to conduct special enforcement during the Independence Day mobilization and for the impaired driving national enforcement crackdown during the Labor Day campaign. At this time, claims for reimbursement are still pending due to the state budget impasse. Preliminary figures for the FY 2015 Labor Day projects are: conducted 1,092 hours of patrol, issued 951 total citations, 34 DUI’s, 24 DUI & drugs violations, 210 seat belt citations, 9 car seat violations, 128 speeding violations, and 48 cell phone violations. *The FY 2015 Labor Day Mini-Mobilization Projects were:*

Berwyn Police Department  
Olympia Fields Police Department  
Burnham Police Department  
Pike County Sheriff’s Department  
Carpentersville Police Department  
St. Clair County Sheriff’s Department  
Hanover Police Department  
South Elgin Police Department

Harwood Police Department  
Springfield Police Department  
Kewanee Police Department  
Sterling Police Department  
Kirkland Police Department  
Summit Police Department  
Lake Zurich Police Department  
Villa Park Department

LaSalle Police Department  
Will County Sheriff’s Department  
McLeansboro Police Department  
Williamson County Sheriff’s Dept  
North Riverside Police Department  
Wonder Lake Police Department

### **Specialized Alcohol Training (ILETSB) #15-13-06**

**\$109,496.79**

This task provided funds for the ILETSB to conduct statewide DUI law enforcement training for law enforcement officers. In FY 2015, the ILETSB conducted 68 training courses training 1,296 local law enforcement officers.

### **Alcohol Countermeasures Enforcement (ACE) (ISP) #15-13-11**

**\$895,257.92**

This task provided funds for the ISP to conduct additional enforcement efforts to deter adult and youth involvement in alcohol-related crashes. Driving under the influence and other alcohol-related laws are enforced using both overt and covert enforcement techniques. In FY 2015, ISP Troopers worked 7,269.5 hire back hours on saturation patrols and 1,214 hours on covert details. There were a total of 12,950 citations and warnings issued this fiscal year. Officers made 784 arrests for DUI, drug/alcohol-related or zero tolerance offenses during saturation patrols. During alcohol compliance checks there were 1,015 establishments surveyed and found 86 which sold alcohol to the minor participant.

### **Local Alcohol Program (LAP) (Local) #15-13-12**

**\$424,296.42**

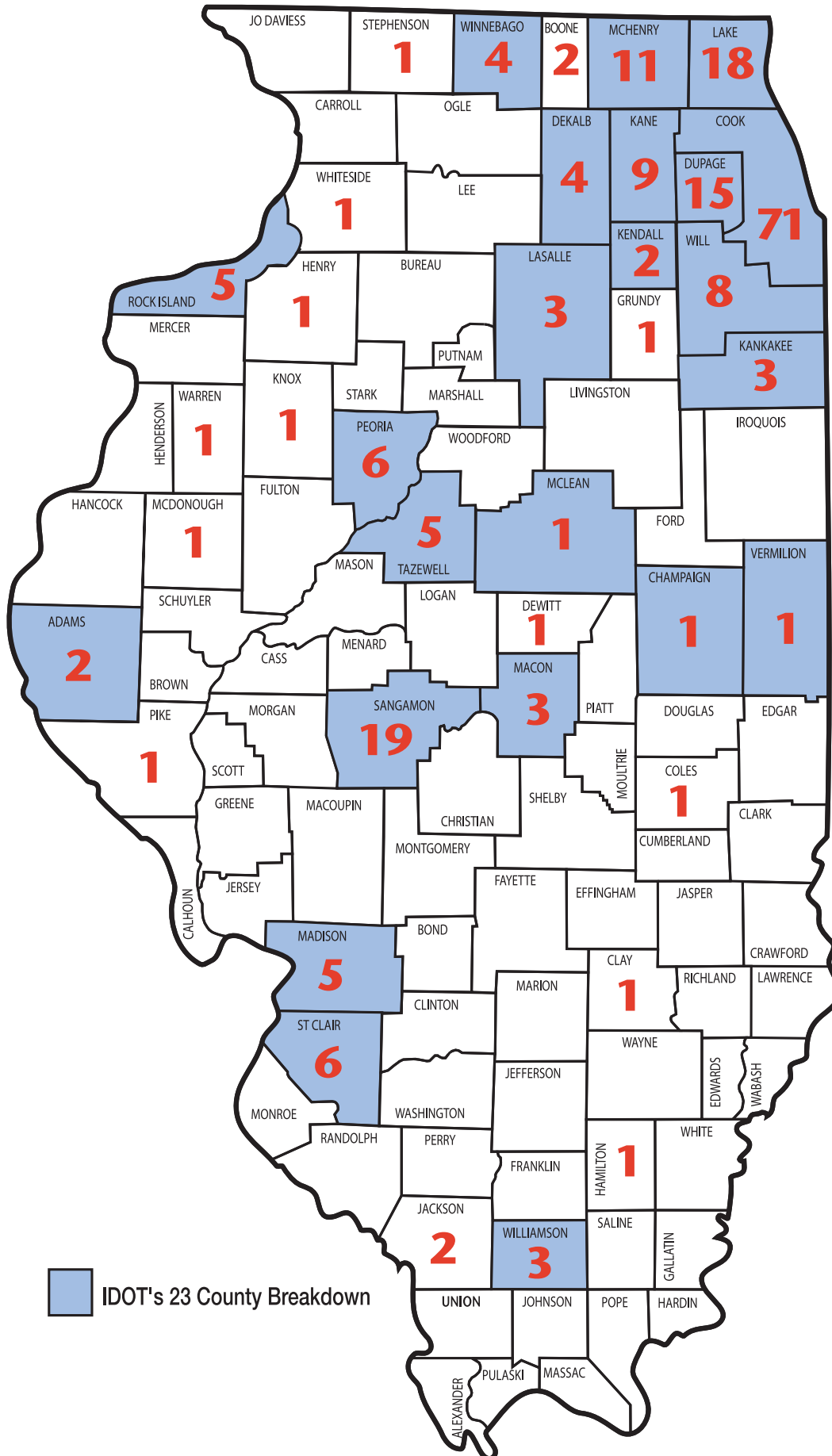
This task provided funds for six local agencies to conduct the local alcohol project (LAP) in IDOT's 23-county breakdown. One of the LAP projects was enforcement-related (Chicago Police Department). LAP's require local law enforcement agencies to conduct comprehensive DUI countermeasure activities. Preliminary figures for the FY 2015 LAP enforcement projects include: issued 5,655 citations, 583 seat belt violations, 53 car seat violations, 179 DUI's, 51 cell phone violations, and conducted 4,590 hours of patrol and issued a total of 136 speeding citations. *FY 2015 non-enforcement LAP projects were:*

- **Adams County State's Attorney Office (ACSAO)** conducted 20 in-person educational programs, reaching 650 teens (age 15-19) and 732 adults through these educational programs. In FY 2015, the ACSAC DUI Search warrant program was presented at the national Lifesavers Conference in Chicago and at the state's Attorney Conference in Chicago. In FY 2015, the ACSAC conducted 15 search warrants. The ACSAC also conducted PI&E community outreach during the year, staff attends high schools to speak to driver education classes.
- **Alliance Against Intoxicated Motorists (AAIM)** conducted a survey of over 700 municipal police departments, county sheriff departments, the Illinois State Police, and the Illinois Office of the Secretary of State in FY 2015. The survey brings awareness to the public about the effectiveness of their local police department. AAIM continued with the Court Watch Monitoring Program in FY 2015 focused in DuPage, McHenry, Lake and Cook counties, Rolling Meadows, Skokie, Maywood and Daley Center courthouses. AAIM has five trained court watchers overseeing DUI cases and have one trained volunteer monitoring each week and every other week at the courthouses. AAIM's Drunkbuster Program is to encourage drivers with cellular phones to report erratic driving to police; AAIM gives \$100.00 to tipsters whose calls lead to DUI arrests. The program was advertised on the radio during the holiday season.
- **Macon County Court Service** continued with a Hybrid Court, which included a DUI Court track and Drug Court track. Macon County has one specialized DUI probation officer assigned to the DUI Court track. The DUI probation officer assessed levels of risk, interrupted behavior patterns, assisted offenders in making connections with treatment, imposed sanctions, and intervened in the lives of DUI offenders whose behaviors clearly demonstrated the existence of a serious and persistent problem.
- **Macon County State's Attorney** continued its DUI Recidivism Reduction project in FY 2015. Macon County State's Attorney continued to use the SCRAM program in DUI sentencing/bond conditions. The DUI Court program continued its successful run. In FY 2015, ASA Caleb Brown is currently in the DUI Unit focusing on prosecuting DUI cases.
- **MADD Illinois** court monitors observed over 11,076 case settings, a total of 18,133 cases have been entered into the MADD database. Since the inception of the of the court monitoring program in Illinois, a total of 37,373 court sessions have been monitored. The court monitors are required to make between 1-3 volunteer recruitment efforts a month. On September 12, 2015 the MADD Hero's banquet was held in Springfield with around 100 people in attendance. A total of 29 individuals were honored for their efforts in drunk driving prevention; 25 officers were honored, 2 prosecutors, one judge and Keri Jo Horrie-Schmidt for the Murphy Leadership Award. The Brian McMillen award was presented to Sergeant Steve Hagemeyer of the Decatur Police Department for his integrity, service, and pride in the elimination of drunk driving.
- **Peoria County Courts Administration** continued operation and evolution of a DUI Court to make offenders accountable for their actions, bringing about behavioral change that reduces DUI recidivism, stops the abuse of alcohol, and protects the public. In FY 2015, a total of 912 individuals have been mandated to be involved in DUI Courts, 623 were ordered to undergo testing and 289 were not ordered to undergo testing due to being classified low-risk. In addition, 14 defendants completed the Victim Impact Panel program.

# Local Highway Safety Programs

- 1. Injury Prevention Programs** are designed to reduce fatalities and injuries sustained in traffic crashes through educational programs and other initiatives. Staff provides educational presentations, coordinate public information campaigns and works with the media to raise public awareness of safe driving laws, use of occupant protection devices, designated drivers and other methods of increasing roadway safety
- 2. Enforcement Local Alcohol Program (eLAP)** is preventive in nature, utilizing Roadside Safety Checks (RSC) to reduce drunk driving and motor vehicle crashes, injuries and deaths caused by drunk drivers.
- 3. Law Enforcement Liaison Program (LEL)** is to maintain contact with local law enforcement agencies statewide and encourage their enforcement of laws and promotion of the occupant protection and impaired driving issues while incorporating other traffic safety issues within their agencies.
- 4. Local Alcohol Program (LAP)** is designed to produce a significant impact on a local community's impaired driving problem. Projects activities may include local task force formation, DUI enforcement, public information and education, prosecution and adjudication.
- 5. Regional Traffic Safety Resource Centers (RTSRC)** are established to increase use and correct use of occupant protection safety devices. These centers provide information, training and on-going safety seat checks and are heavily involved in the Operation Teen Safe Driving program.
- 6. Pedestrian and Bicycle Safety Program** is designed to aid public agencies in funding cost-effective projects that improve pedestrian and bicycle safety through education and enforcement.
- 7. Sustained Traffic Enforcement Program (STEP)** is designed to provide funding to local law enforcement agencies to increase occupant protection usage and reduce DUI through hire back enforcement. This program provides for participation in special enforcement campaigns such as Click It or Ticket and Drive Sober or Get Pulled Over. This program includes up to ten (10) enforcement periods.

# Number of Local Projects by County



## Refer to page 34 for the appropriate acronyms for local projects.

### Adams

1 LAP Project  
1 STEP Project

### Boone

2 STEP Projects

### Champaign

1 STEP Project

### Clay

1 STEP Project

### Coles

1 STEP Project

### Cook

3 LAP Projects  
7 Labor Day Mini-Mobilization Projects  
2 Pedestrian/Pedalcycle Projects  
1 RTSRC Project  
56 STEP Projects

### DeKalb

1 Labor Day Mini-Mobilization Project  
3 STEP Projects

### DeWitt

1 STEP Project

### DuPage

1 Labor Day Mini-Mobilization Project  
1 Injury Prevention Project  
13 STEP Projects

### Grundy

1 STEP Project

### Hamilton

1 Labor Day Mini-Mobilization Project

### Henry

1 Labor Day Mini-Mobilization Project

### Jackson

1 RTSRC Project  
1 STEP Project

### Kane

2 Labor Day Mini-Mobilization Projects  
1 RTSRC Project  
6 STEP Projects

### Kankakee

3 STEP Projects

### Kendall

2 STEP Project

### Knox

1 STEP Project

### Lake

1 Labor Day Mini-Mobilization Project  
17 STEP Projects

### LaSalle

1 Labor Day Mini-Mobilization Project  
2 STEP Projects

### Macon

2 LAP Projects  
1 STEP Project

### Madison

5 STEP Projects

### McDonough

1 STEP Project

### McHenry

1 Labor Day Mini-Mobilization Project  
10 STEP Projects

### McLean

1 RTSRC Project

### Pike

1 Labor Day Mini-Mobilization Project

### Peoria

1 Injury Prevention Project  
1 LAP Project  
1 RTSRC Project  
3 STEP Projects

### Rock Island

5 STEP Projects

### St. Clair

1 Labor Day Mini-Mobilization Project  
5 STEP Projects

### Sangamon

7 Injury Prevention Projects  
2 LAP Projects  
1 Labor Day Mini-Mobilization Project  
1 RTSRC Project  
8 STEP Projects

### Stephenson

1 STEP Project

### Tazewell

5 STEP Projects

### Vermillion

1 STEP Project

### Warren

1 STEP Project

### Whiteside

1 Labor Day Mini-Mobilization Project

### Will

1 Labor Day Mini-Mobilization Project  
7 STEP Projects

### Williamson

1 Injury Prevention Project  
1 Labor Day Mini-Mobilization Project  
1 STEP Project

### Winnebago

4 STEP Projects

### State Agency Projects - Statewide Emphasis Illinois Department of Public Health

- Data Access Project

### Illinois State Police

- Driving Under the Influence Enforcement (DUIE)
- Alcohol Countermeasures Enforcement (ACE)
- Breath Analysis Training
- Special Traffic Enforcement Program (sTEP)
- Nighttime Enforcement Patrol (NITE)
- Occupant Restraint Enforcement Project (OREP)
- Motorcycle Patrol Unit
- Crash Reconstruction

### Illinois Law Enforcement Training and Standards Board

- Police Traffic Training
- Specialized Alcohol Police Traffic Training

### Office of the Secretary of State

- Imaging Enhancement
- Operation Straight ID
- Keep Kids in Safe Seats
- Drive Smart Project
- Data Warehouse

### Administrative Office of the Illinois Courts

- Judicial Training

### Illinois Liquor Control Commission

- Beverage Alcohol Sellers and Servers Education and Training (BASSET)

# Outreach Efforts/Special Events

## Division of Traffic Safety Outreach Program

In an effort to save lives through education on seat belt usage and not driving impaired or distracted, DTS staff distributes materials on Click It or Ticket and Drive Sober or Get Pulled Over as well as answers questions at various community events throughout the state. In addition to educating the public, DTS used these opportunities to make contact with grassroots organizations interested in DTS safety issues. *Some of the events DTS attended include:*

- Chicago Auto Show – February 2015
- March Madness, Boys High School State Basketball Tournaments Peoria Civic Center, Peoria – March 2015
- Illinois State Fair – Springfield – August 2015
- DuQuoin State Fair – August and September 2015

## Illinois State Fair

The IDOT tent at the 2015 Illinois State Fair contained all IDOT divisions: Traffic Safety, Railroads, Bureau of Safety Engineering and Aeronautics. Each division highlighted their programs with DTS featuring a different safety program on each day. Visitors to the IDOT tent received important traffic safety information, had their picture taken with an intermodal background and participated in games using fatal vision goggles to simulate alcohol impairment.

## National CPS Week

A press event was held on September 16, 2015 at the Pekin Municipal Airport to spread awareness of CPS Week and Seat Check Saturday. The theme was Boosters before Belts to increase awareness of children using booster seats until they are 4 feet 9 inches. DTS partnered with the Illinois Association of Technician Accident Investigators (IATAI) and held a press event in conjunction with their annual conference. Traditionally during the conference a major focus is on crashing motor vehicles, this year IATAI allowed DTS to install car seats incorrectly to see what happens to them in a crash. DTS was able to record the interior of the vehicles during the crashes to use when training CPS Technicians in Illinois. Across Illinois, 81 car seat inspection events were conducted. At those 81 events, there were over 400 CPS technicians who assisted. There were 1,001 vehicles assisted and 1,332 car seats checked. The events were sponsored statewide by AAA, IDOT, and the Illinois Office of the Secretary of State.

## National Lifesavers Conference

On March 15-17, 2015 DTS hosted the 33rd National Lifesaver's Conference in Chicago. Over 2,000 people attended this two and half day conference. The Lifesavers Conference is the premier highway safety meeting in the nation dedicated to reducing the toll of deaths and injuries on our nation's roadways. Lifesaver's provides a forum for the presentation of proven countermeasures and initiatives that address today's critical highway safety problems. Lifesaver's brings together a unique combination of public health and safety professional, researchers, advocates, practitioners and students committed to sharing best practices for highway safety.



## Windshield Washing Project

As part of the Windshield Washing Project, during the weekends in May 2015, approximately 39 motorcycle organizations and Chapters including 311 volunteers washed 1,251 windshields at rest areas throughout Illinois. Share the Road brochures were also distributed to remind motorists that the number of motorcycles in the traffic environment increases during the summer months. The program's goal is to increase motorist's awareness of motorcycles and reduce the number of motorists/motorcycle-related crashes.

## Operation Teen Safe Driving

Operation Teen Safe Driving (OTSD) was launched in rural Tazewell County after authorities noticed that automobile crashes took the lives of 15 teens over the course of 15 months. In 2007, there were 155 teen fatalities with that figure steadily decreasing to 66 fatalities in 2014.

After the success in rural Tazewell County, the Ford Motor Company Fund and the Governor's Highway Safety Association agreed to team up, once again, with IDOT/DTS and The Allstate Foundation, to take this lifesaving program statewide in 2008. Our mission is to provide the initiative and resources required to challenge the creativity of Illinois teens to develop and implement community-based programs to reduce fatalities and injuries due to traffic crashes among their peers.

Financial assistance is a key component to the success of this program as it provides the incentive to challenge students and their communities to participate. The selection process requires students to identify issues relating to traffic safety in their community (i.e., underage drinking, seat belt use, impaired and distracted driving and speeding). Students are required to provide information explaining how they would combat the traffic safety problem and implement a teen awareness program in their school and community. A total of 105 high schools are selected to apply in OTSD across the state. The OTSD program has reached more than 450,000 teens and over 3.7 million people within the OTSD communities since its inception and teen fatalities have dropped 57 percent.



## Please Return on Monday (PROM)

DTS's "Please Return on Monday" (PROM) was a success. This year IDOT/DTS made over 140 PROM packages available to Illinois high schools on a first come, first served basis. The packages represented pre-prom reminders to students that they should have fun at prom, but please return on Monday. The packages included: pens, lanyards, bracelets. And flash drives all with the PROM message on them for the students as well as copies of a fact sheet with information and statistics regarding teen driving issues and copies of a teen safe driving fact sheet.

## **Drive for Tomorrow**

In 2013, the Illinois Department of Transportation joined forces with the Illinois State Police, State Farm and Anheuser-Busch, as well as local law enforcement and business sponsors to bring high school students together for a day of traffic safety education with the Drive for Tomorrow (DFT) program. In FY 2015, DTS held three DFT events in Springfield, Peoria and Quincy. Each event took place over a four-day period and hosted 200-600 students each day, depending on the region and school participation. The program was free to schools and students, with expenses covered by government and corporate funding. During its 18-month implementation Drive for Tomorrow reached approximately 100 schools and over 10,000 students throughout Illinois.

Students and teachers gave the program high marks for innovative, high-impact and fun outreach to this vulnerable demographic. The Anheuser-Busch sponsored StreetSmart and TyREDD sponsored Drowsy Driving presentations were continually noted as highlights of the day. Corporate and local sponsors particularly appreciated the program as one that brought an entire community or region together to raise awareness of teen crashes, fatalities and serious injuries.

Pre- and post-surveys of student awareness of traffic safety issues were conducted to gauge impact. Evaluations were added to later events. Students were unexpectedly candid and verbose in their comments, which were overwhelmingly positive. These evaluations were shared with partners, and presentations and program implementation were adjusted with these evaluations in mind.

## **Yellow Dot Program**

This program is a transportation safety initiative that provides first responders critical personal information necessary to treat victims at the crash site. Because the first hour, the “golden hour,” following an injury is the most crucial, this information can mean the difference between life and death. A round yellow sticker, placed on the rear windshield of a vehicle alerts first responders to look for a folder in the glove compartment containing the important medical information about the motorist: Workshops have been held throughout the state and packets are available at various outlets, public health departments, fire stations, etc. This year and every year, statewide outreach is a priority for the Yellow Dot Program with staff attending health and safety fairs throughout the state educating the public and first responders on this lifesaving program. Responses are overwhelmingly supportive of the program and the public is eager to participate.

IDOT held a Yellow Dot press conference this summer at the Illinois State Fair. Speakers, including Secretary Blankenhorn, spoke about the importance of the program and its potential to save lives. With several media outlets reporting the press conference, word spread quickly to the public and over 10,000 Yellow Dot kits were distributed within a two week period.

## **Chicago Auto Show**

Over 80 Child Passenger Safety Technicians (CPSTs) from the Chicagoland-area staffed a CPS focused outreach booth at the 10-day Chicago Auto Show on February 14-22, 2015. Auto Show visitors were able to visit the booth and ask CPSTs car seat questions. Handouts were available for the parents on occupant protection. Demonstrations were also given to the parents using the two dial-belts, child seats, dolls or the parent’s children, and a 2-hour hands-on presentation on stage on child passenger safety during family day. Chicago Auto Show continues to be one of the most successful CPS outreach efforts reaching thousands of parents and caregivers with important safety messages each year.

## **IHSA March Madness Tournaments**

IDOT/DTS partnered with the Illinois State Police (ISP) to host an outreach booth over six days at the IHSA March Madness Basketball Tournaments. Hosted by the Peoria Civic Center, these tournaments provided visitors with an interactive experience in the “March Madness Zone” (vendors/booths/games). Visitors were asked to sign a pledge to not drink and drive, not drive distracted, and to buckle up. Those that did were given a popcorn megaphone or frisbee with a safe driving message. ISP provided roll-over demonstrations and IDOT/DTS staff and volunteers offered a bags game utilizing impaired driving goggles. Younger attendees were offered a chance to play the “distract-a-match” game to show the dangers of being a distracted pedestrian, passenger, or driver. Program staff and volunteers manned the outreach booth for all six days, providing attendees with educational materials and information on distracted driving, occupant protection and impaired driving. It is estimated that the “March Madness Zone” attracted over 30,000 visitors in 2015.



# Evaluation of Fiscal Year 2015 Mobilizations

## Introduction

Click It or Ticket (CIOT) and Drive Sober or Get Pulled Over are high-visibility, massive enforcement efforts designed to detect violators of Illinois traffic laws with special emphasis on occupant protection and alcohol. An intense public information and education campaign runs concurrently with an enforcement blitz to inform the motoring public of the benefits of seat belt use and not driving impaired. During this four to six week campaign, the CIOT or Drive Sober or Get Pulled Over messages are repeated in the media and enforcement of seat belt laws and DUI laws are stepped up. The goal of each campaign is to save lives and reduce injuries resulting from motor vehicle crashes by increasing the seat belt usage rate and reducing the incidence of driving impaired in Illinois. A CIOT or Drive Sober or Get Pulled Over mobilization includes the following components:

1. Earned Media<sup>1</sup>
2. Paid Media
3. Enforcement
4. Evaluation

In FY 2015, the Division of Traffic Safety (DTS) conducted two major CIOT mobilizations and one major Drive Sober or Get Pulled Over (impaired driving) mobilization. The first CIOT mobilization was conducted in November/December 2014 with a special focus on rural areas and two minority communities (African American and Hispanic) in the city of Chicago. The second CIOT mobilization was conducted in May/June 2015 and focused on rural areas. The Drive Sober or Get Pulled Over mobilization was conducted in August/September 2015 with a special emphasis on impaired driving.

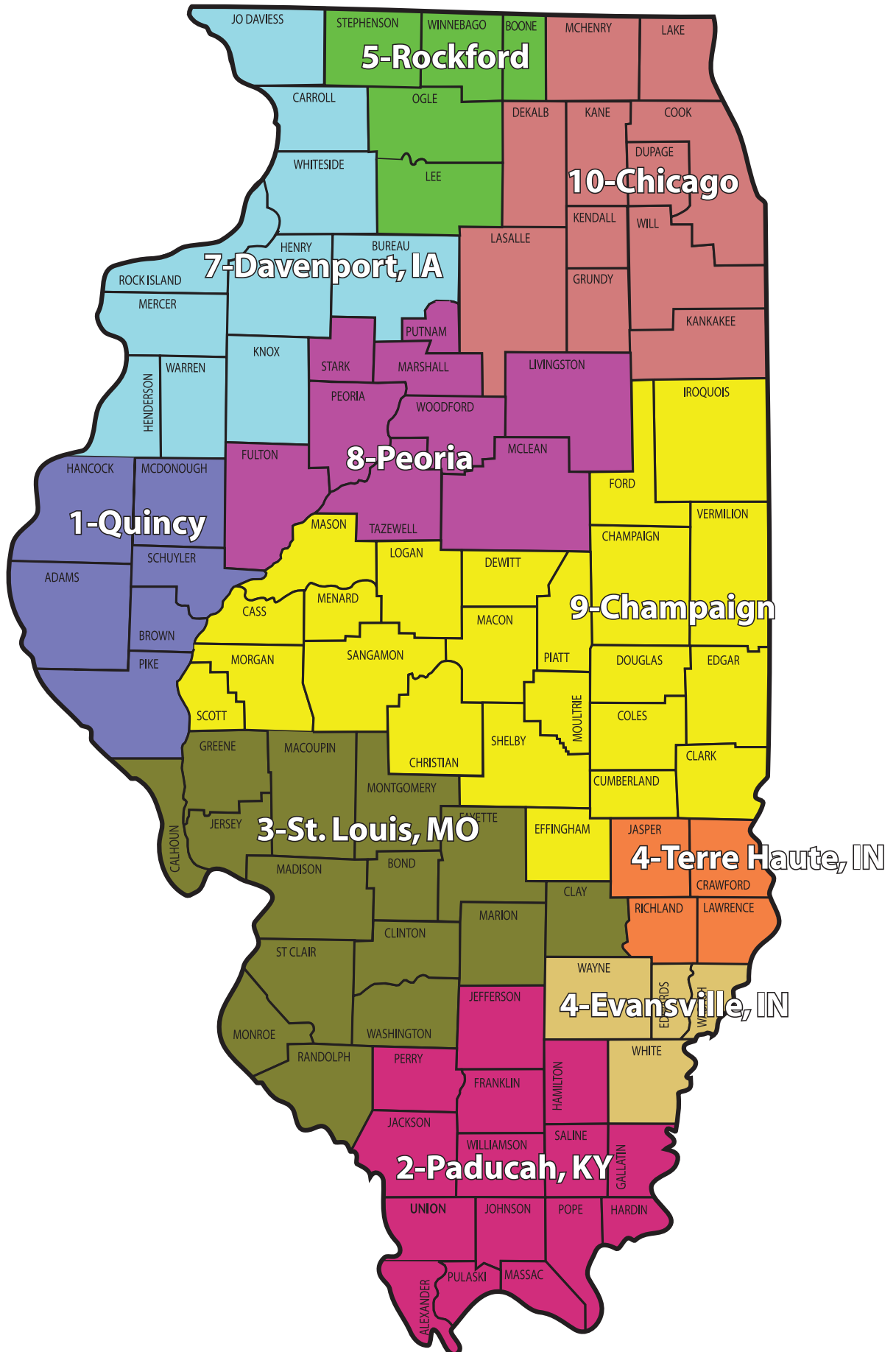
## 2014 Thanksgiving Campaign: November 1 – 30, 2014

DTS conducted a CIOT campaign from November 1-30, 2014. This campaign, which coincided with the Thanksgiving holiday, was specifically designed to increase seat belt usage among African American and Hispanic populations in the city of Chicago, as well as belt use among Illinois' rural population. Only seat belt enforcement was conducted during this campaign. No paid media or surveys were conducted during this campaign. Figure 1 depicts the five rural media markets.

Earned media is coverage by broadcast and published news services. Earned media generally begins one-week before paid media, two weeks before enforcement, and continues throughout other phases of the program. An earned media event, like a press conference and press release, typically is used to announce the ensuing enforcement program.

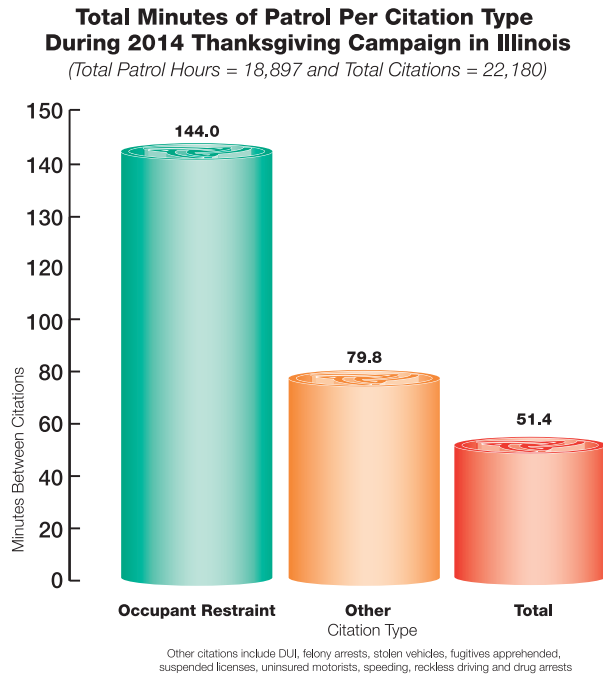


# Media Markets



# ENFORCEMENT

A total of 18,987 patrol hours were logged by 158 local departments and ISP resulting in 22,180 citations being issued during the Thanksgiving campaign. One citation was written every 51.4 minutes of enforcement. Of the citations issued during enforcement, 7,909 (41.7%) were seat belt and car seat violations. One occupant restraint citation was issued every 144.0 minutes of enforcement. Figure 2 depicts the total minutes of Thanksgiving CIOT patrol per citation by citation type.



## Minority Population

Focusing on seat belt enforcement among African American and Hispanic populations, the Chicago Police Department conducted 1,411 hours of enforcement issuing 1,466 citations, 987 (67.3%) of which were seat belt citations. Chicago police wrote an average of one seat belt citation every 85.8 minutes in the identified communities.

## Rural Population

During the rural enforcement, 46 police agencies conducted a total of 2,689.0 patrol hours and issued 2,241 citations, an average of one citation every 72.0 minutes. Slightly less than 30 percent (28.2%) of the citations issued were seat belt and car seat violations. One seat belt and car seat citation was issued every 255.3 minutes.

---

# EVALUATION

There was no evaluation component during the Thanksgiving campaign.

# 2015 Click It or Ticket Campaign<sup>1</sup>

## April 19 - June 20, 2015

The Division of Traffic Safety conducted two statewide CIOT campaigns during the month of May 2015 with special emphasis on increasing seat belt usage among Illinois’ rural population. Although the Illinois Rural Demonstration Project (RDP), a CIOT specifically designed to promote seat belt use in rural communities, was completed in 2006, Illinois extended its commitment to increase seat belt use rates in rural areas, which are significantly overrepresented in crashes and fatalities. (See Figure 1 for a map of the rural media markets.) CIOT activities began April 19 and concluded June 20, 2015. A timeline of CIOT activities appears in Table 1.

The complete report for the Memorial Day Click It or Ticket report is finished, but it has not been posted online yet.

Table 1

### Timeline of CIOT Activities

April 19 - May 2, 2015	This week marked the start of the “Click It or Ticket” campaign. Pre-mini observational survey (50 sites) was conducted. The pre-CIOT telephone surveys ran from March 30th through May 14th.
May 3 – May 9, 2015	Earned media detailing the importance of wearing safety belts began. Pre-CIOT telephone surveys continued during this time.
May 10 – May 16, 2015	Highly publicized strict enforcement of the safety belt laws began as a part of the CIOT campaign. Paid media advertisements conducted by the Illinois Department of Transportation began focusing on online and mobile platforms; earned media continued; and the pre-CIOT telephone survey concluded.
May 17 – May 30, 2015	Enforcement efforts concluded; earned media and paid media continued; post statewide CIOT observational survey began.
June 1 – June 20, 2015	Post statewide CIOT observational survey concluded; post telephone surveys ran from June 1st through July 5th

The Illinois Department of Transportation’s Division of Traffic Safety spent a total of \$630,125 during the 2015 “Click It or Ticket” Memorial Day campaign. Messages specifically focused on enforcement, continuing to remind motorists to buckle up or receive a ticket, in other words, click it or receive a ticket. CIOT paid advertisements ran for an extended period this year due to the prevalence of social media and mobile advertisements.

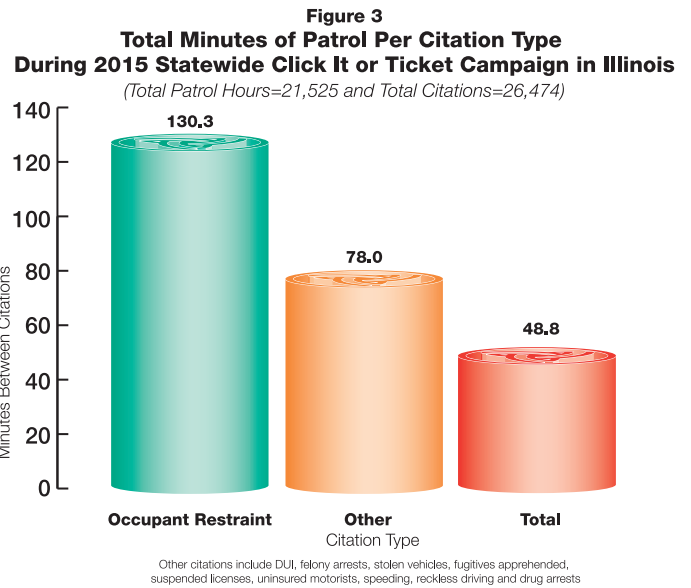
Six press events were held in Chicago, Rock Island, Rockford, Peoria, Springfield, and Marion to increase awareness of the statewide CIOT campaign and to raise awareness of seat belt enforcement.

Law enforcement agencies assisted in spreading the CIOT message using the traditional methods of newspaper, radio and print, but are also credited with some additional methods by which to alert their communities of the CIOT campaign. The most common type of earned media obtained for CIOT was in the form of print news stories. A total of 83 stories related to CIOT ran across the state. Throughout the campaign, 6 radio stories were aired; 63 print news stories ran; and 14 television news stories aired.

## ENFORCEMENT

During statewide and rural CIOT campaigns, local law enforcement agencies and the ISP logged a total of 21,524.5 enforcement hours and wrote 26,474 citations, 9,911 (37.4%) of which were seat belt and car seat citations. On average, police wrote one seat belt citation or car seat ticket every 130.3 minutes throughout the May campaign. Overall, one citation was written every 48.8 minutes of enforcement (see Figure 3). An additional 2,402 seat belt and car seat citations were written by incentive and earned enforcement agencies. Adding these citations to 26,474 citations resulted in 28,876 citations.

One citation was written by the ISP and local agencies for every 48.3 minutes of enforcement. For the ISP, of the 10,103 citations issued during the enforcement, 2,516 (24.9%) were seat belt violations and car seat violations. For the SOS, of the 497 citations issued during the enforcement, 96 (19.3%) were seat belt violations and car seat violations. For the local agencies, of the 15,874 citations issued during enforcement, 7,299 (46.0%) were seat belt and car seat violations.



### Cost Effectiveness of Enforcement Activities

The agencies included in the CIOT cost/effectiveness analysis conducted a total of 21,525 patrol hours and issued 26,474 citations during CIOT statewide and rural enforcements at a total cost of \$1,538,487. On average, citations were written every 48.8 minutes during enforcement at a cost of \$58.11 per citation, or \$71.48 per patrol hour.

One hundred forty-five STEP grantees only issued one citation every 49.0 minutes. The cost per citation for these was \$44.52 and cost per patrol hour was \$54.48. Nine regular grantees with multiple grants issued one citation for every 44.9 minutes. The cost per citation for these agencies was \$45.74 and the cost per patrol hour was \$61.16. The ISP issued one citation every 48.3 minutes. The cost per citation for the ISP was \$77.18 and cost per patrol hour was \$95.82. Finally, the Illinois Secretary of State Police (SOS) issued one citation for every 44.9 minutes of patrol. SOS's cost per citation was \$69.28 and their cost per patrol hour was \$73.73.

The enforcement data (such as total number of patrol hours and total citations) provided by the local agencies should be interpreted with caution since the calculated indicators, such as cost per patrol hour or cost per citation, and/or a citation written per X minutes vary substantially across selected local agencies.

### Statewide Observational Survey

The statewide seat belt survey was conducted at 288 sites during June 2015. The 50 sites for the mini-surveys were selected from the 288 sites used in the annual safety belt usage survey. During the post (statewide) mobilization survey, of the total of 155,175 front seat occupants observed in passenger cars and pickup trucks, 95.2 percent were wearing seat belts. The downstate counties had the highest usage rate at 97.3 percent closely followed by Cook County at 96.3 percent. The collar counties had a usage rate of 96.2 percent. The city of Chicago had the lowest usage rate at 90.4 percent.

Based on road type, interstate highway travelers had the highest usage rate at 98.0 percent followed by U.S./Illinois Highway travelers at 92.5 percent. Motorists traveling on residential streets had the lowest usage rate at 92.4 percent.

Overall, the seat belt usage rate among drivers and front seat passengers increased by 1.7 percentage points and 4.6 percentage points, respectively, from the pre-mobilization survey to the post-mobilization survey. The city of Chicago had the highest increase in belt use of 8.1 percentage points. The collar counties had an increase in belt use of 2.0 percentage points. Cook County had an increase in belt use of 1.5 percentage points. Finally, the downstate counties had an increase of 0.9 percentage point. US/IL Highways had an increase in seat belt usage rate by 2.0 percentage points. On Interstate Highways, the

seat belt usage rate increased by 1.3 percentage points. The seat belt usage rate on residential roads did not change from pre-mobilization to post mobilization.

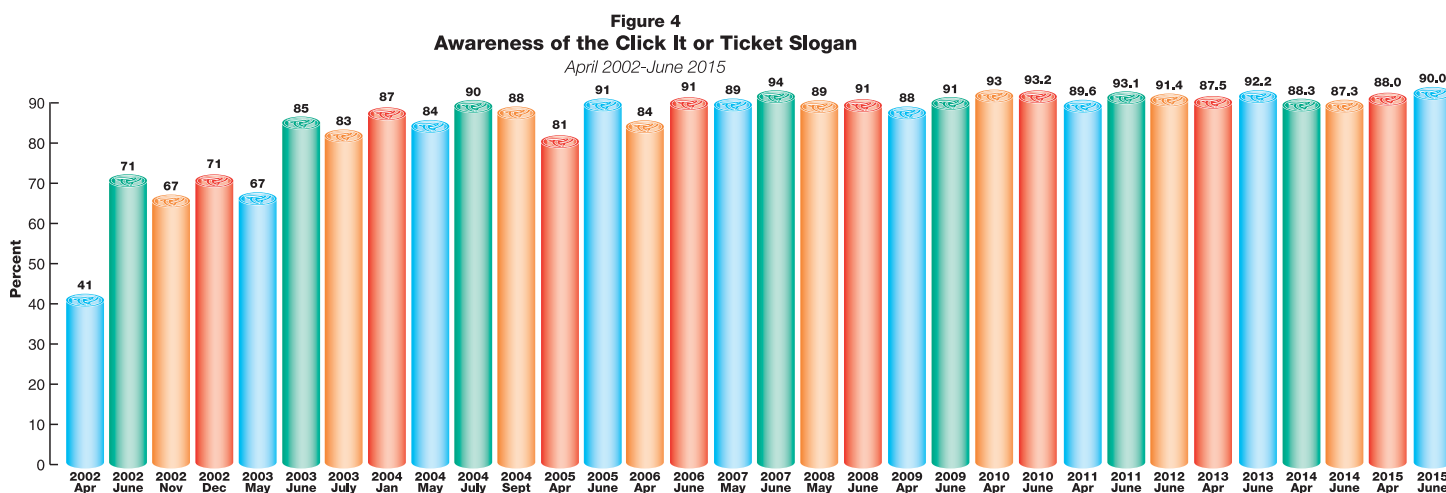
The seat belt use figures reported here cannot necessarily be considered descriptive of the entire state of Illinois. The survey is not based on a probabilistic design since there was no weighting of the site-by-site results, necessary to make the data representative of the whole state. However, there is similarity of the current findings to a representative daytime and nighttime seat belt use study conducted in other states such as Connecticut and New Mexico, suggesting that the findings may mirror what is taking place in Illinois.

## Statewide Telephone Survey

The percentage of people who indicated that, “in the past thirty days,” they had “seen or heard any messages that encourage people to wear their safety belts” increased from 56 percent in the April pre-test survey to 67 percent at the time of the June post-test survey.

Of those June respondents who had seen or heard messages encouraging safety belt use, most respondents indicated exposure through billboards/road signs (88 percent) and television (60 percent). Radio accounted for 32 percent of exposure, friends/relatives accounted for 8 percent, and newspapers accounted for 10 percent of exposure.

The 2015 April awareness level started at 88 percent. It increased to 90.0 percent in the June 2015 survey (see Figure 4).



Awareness of special police efforts to ticket for seat belt violations. The percent of respondents who indicated that, “in the past thirty days,” they had “seen or heard of any special effort by police to ticket drivers in [their] community for seat belt violations” increased from 10 percent in April to about 16 percent in June.

Individuals aware of special seat belt enforcement report hearing about it via television (47 percent) and newspapers and radio (31 percent and 24 percent, respectively). About 21 percent expressed being exposed through friends and family.

Agree/disagree: Police in your community are writing more seat belt tickets now than they were a few months ago. Respondents across Illinois who agree with this statement increased from 29.8 percent in April to 32.6 percent in June. About 35 percent of downstate residents and 30 percent of Chicago area residents agree that police are writing more safety belt tickets, showing somewhat of a regional difference in perception.

Respondents were asked if they think “it is important for police to enforce the seat belt laws.” During the April survey, 85.9 percent of respondents indicated they “strongly agree” or “somewhat agree” with that statement. During the June survey, 87.2 percent of respondents indicated they “strongly agree” or “somewhat agree” with that statement.

# 2015 Labor Day Drive Sober or Get Pulled Over Campaign August 1 - September 7, 2015

## Earned Media

IDOT/DTS held conferences at several locations around the state during the Labor Day campaign on August 24, 2015. Table 2 lists the earned media items obtained during the Drive Sober or Get Pulled Over campaign by media markets which conducted press conferences, as well as the articles and stories generated from the publicity.

**Table 2**

### Earned Media Items Obtained During the Drive Sober or Get Pulled Over campaign

Media Market	Print News Stories	Radio News Stories	TV News Stories	Press Announcements	Public Banners	Web Posters/Flyers	Presentations	Release Issued	Access Msgs.	Announcements
Chicago	47	4	0	46	12	84	4	201	15	88
Metro East	5	1	0	3	1	0	0	12	0	8
Moline	2	3	0	0	0	0	0	12	0	5
Paducah	4	0	0	0	0	0	0	8	3	5
Springfield/ Champaign	5	4	5	1	3	0	1	21	1	196
Peoria	3	2	2	2	0	0	0	12	0	2
Quincy	3	1	0	0	0	0	0	3	0	1
Rockford	4	0	1	1	0	0	0	10	0	4
<b>TOTAL</b>	<b>73</b>	<b>15</b>	<b>8</b>	<b>53</b>	<b>15</b>	<b>84</b>	<b>5</b>	<b>279</b>	<b>19</b>	<b>309</b>

Drive Sober or Get Pulled Over is the new campaign slogan replacing You Drink & Drive. You Lose. A full report on the Labor Day mobilization is forthcoming.

In addition to the coverage generated by the press conferences, our law enforcement grantees are required to submit articles in their local press regarding enforcement that they are planning. Law enforcement agencies participating in our Labor Day campaign reported 73 print stories, 15 radio stories, and 8 TV news stories were generated as a result of the Drive Sober or Get Pulled Over enforcement efforts. There were several other earned media activities, such as announcement, banners, posters, press releases and messages during this mobilization (see Table 2).

## Paid Media

Paid alcohol enforcement messages are aired repeatedly during the Drive Sober or Get Pulled Over campaign publicity period. Messages are focused on enforcement, reminding motorists to not drink and drive. Drive Sober or Get Pulled Over paid advertisement campaigns usually last two weeks. During this period, television and online/mobile advertisements run extensively. Paid media targeted the Drive Sober or Get Pulled Over message in the 23 specified counties in Illinois where about 85 percent of population resides and 70 percent of motor vehicle crashes occur. Top-rated stations and programming were chosen based on Arbitron and Nielson ratings systems focusing on the 18-34 year old African American, Hispanic and rural male demographic.

DTS spent \$711,200 on broadcast television, cable and mobile platforms to promote the National Drive Sober or Get Pulled Over campaign beginning August 24 and ending September 7, 2015. Table 3 lists the cost of paid media by media market for the Drive Sober or Get Pulled Over campaign.

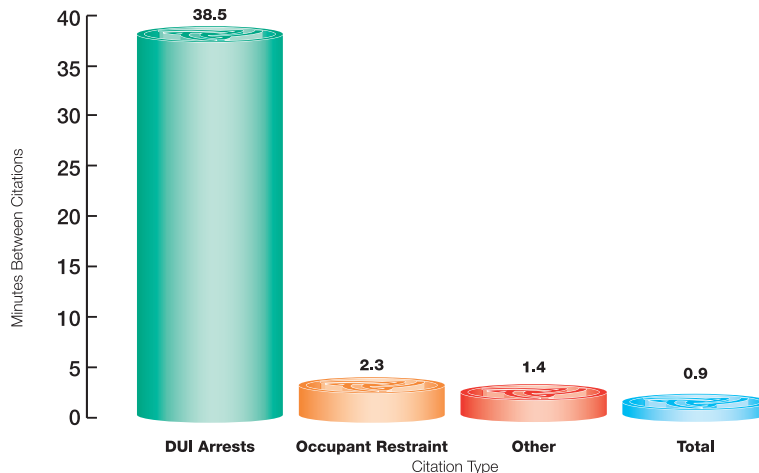
**Table 3**  
**Labor Day Drive Sober or Get Pulled Over Campaign**  
**Cost of Paid Media by Media Market**

<b>Media Market</b>	<b>Dollars Spent</b>
Chicago	\$200,000.00
Davenport	\$18,000.00
Marion	\$10,000.00
Metro East	\$35,000.00
Peoria	\$25,050.00
Quincy	\$8,000.00
Rockford	\$12,000.00
Springfield	\$26,950.00
Total TV	\$335,000.00
Mobile Banners and Video	\$84,000.00
Social Media, Online Banners and Streaming Websites	\$120,000.00
Displays, Contextual & Direct Buys, Misc.	\$172,200.00
<b>Total Paid Media</b>	<b>\$ 711,200.00</b>

## Enforcement

The Drive Sober or Get Pulled Over Labor Day campaign lasted two weeks. During this period, zero-tolerance enforcement focusing on alcohol violations was carried out statewide. 158 local law enforcement agencies participated in the 2015 Labor Day alcohol mobilization. A total of 71 roadside safety checks and 1,177 saturation patrols were conducted during the August 24 - September 7, 2015 enforcement period. Local law enforcement logged a total of 13,770 patrol hours and issued 16,136 citations during the campaign. One citation was written every 51.2 minutes of enforcement. Local law enforcement issued a combined total of 368 DUI citations, an average of one DUI citation written every 37.4 patrol hours. A total of 6,019 citations were issued for seat belt and car seat violations resulting in an average of one occupant restraint violation written every 2.3 patrol hours. Figure 5 depicts the number of hours of Labor Day Drive Sober or Get Pulled Over patrol per citation by citation type. Since ISP and SOS were unable to participate in this campaign, all the information contained herein is for locals only.

**Figure 5**  
**Total Minutes of Patrol Per Citation Type**  
**During 2015 “Drive Sober or Get Pulled Over” Campaign in Illinois**  
*(Total Patrol Hours=13,769 and Total Citations=16,139)*



Other citations include DUI, felony arrests, stolen vehicles, fugitives apprehended, suspended licenses, uninsured motorists, speeding, reckless driving and drug arrests



## Evaluation

Drive Sober or Get Pulled Over programs are evaluated in a number of ways. For a short and immediate impact of the program, DTS conducted comprehensive pre- and post-telephone surveys in order to measure the impact of paid/earned media and enforcement activities on the public's knowledge and attitude toward the mobilization. The surveys were conducted through the Survey Research Center at the University of Illinois at Springfield. In addition to the evaluation of public perception on the campaign, DTS will conduct an outcome evaluation of the campaign on motor vehicle related injuries and fatalities when the actual crash data become available in the near future.

### Telephone Survey Results Messages about alcohol-impaired driving

**Awareness of messages about alcohol-impaired driving.** The percent who indicated that, "in the past (30 days," they had "read, seen or heard anything about alcohol impaired driving in Illinois," increased from June (55.8 percent) to September (61.2 percent).

**Sources of messages.** Of those who had seen or heard such messages, by far the greatest exposure source is found for television (82.2 percent in September). In September, television was followed by radio (49.7 percent), then newspaper (34.6 percent).

### Awareness of selected traffic safety slogans

**The question.** Respondents were asked about their awareness of sixteen selected traffic safety "slogans," asked in a random order. Nine are related to drinking and driving

**The September results and recent trends.** The following Table 4 presents the most recent September results, ordered by level of awareness. The DUI-related slogans are in italics, except for the most recent slogans which are in non-italic bold, "You Drink & Drive. You Lose" and "Drive Sober or Get Pulled Over." This table shows that the "You Drink & Drive. You Lose." slogan is third in awareness level, at 70.6 percent and "Drive Sober or Get Pulled Over" is fifth in awareness level at 60 percent. Further analyses for the "Drive Sober or Get Pulled Over" and "You Drink & Drive. You Lose" major campaign slogans. DTS focused on the major slogan in the recent 2014 Labor Day holiday initiative, "Drive Sober or Get Pulled Over" for further analyses regarding trends and subgroups.

Table 4  
**Slogans Awareness Levels in September 2015**

<b>Order Slogan</b>	<b>Sept level</b>
1 Click It or Ticket .....	92.0%
2 Friends don't let friends drive drunk .....	77.8%
3 You drink and drive. You lose.....	70.6%
4 Start seeing motorcycles .....	61.3%
5 Drive sober or get pulled over .....	60.4%
6 Drive smart. Drive sober.....	49.9%
7 Buckle Up America.....	47.0%
8 Police in Illinois arrest drunk drivers.....	46.4%
9 Cells phones save lives. Pull over and report a drunken driver.....	27.0%
10 Drunk driving. Over the limit. Under arrest.....	25.1%
11 Drink and drive? Police in Illinois have your number .....	23.6%
12 Wanna drink and drive, police in Illinois will show you the bars .....	23.3%
13 Children in back.....	20.1%

Further analyses for the “Drive Sober or Get Pulled Over” and “You Drink & Drive. You Lose” major campaign slogans. DTS focused on the major slogan in the recent 2015 Labor Day holiday initiative, “Drive Sober or Get Pulled Over” for further analyses regarding trends and subgroups.

April to June to September trends. Statewide reported awareness of the major DUI campaign slogan: “You Drink & Drive. You Lose.” was 70.6 percent during the September 2015 survey. In August 2011, DTS stopped promoting the “You Drink & Drive. You Lose” slogan and replaced it with the new NHTSA slogan “Drive Sober or Get Pulled Over”. As shown in Table 4, the percent awareness of the “Drive Sober or Get Pulled Over” slogan was the fifth most recognized slogan with 60 percent of people saying they had heard it. In July 2011 when we heard that NHTSA adopted a new alcohol slogan “Driver Sober or Get Pulled Over”, we added the new slogan to the list of our existing slogans during the post-May (2012) mobilization survey in order to measure the public perception toward this message even though we did not advertise this slogan. As we expected, about 20 percent of the respondents said that they had heard this slogan. This was good news for us and it showed that the slogan was very catchy, easily expressed and can grab hold of people’s attention.

The table below represents enforcement activities conducted by DTS projects from FY 2006 to FY 2015. Based on the GHSA’s set of performance measures, these results reflect DTS’s enforcement activities and the overall effectiveness our programs have in meeting the performance goals.

<b>Total Enforcement Activities by Citation Type (2006-2015)</b>						
<b>CITATION TYPE</b>						
<b>Year</b>	<b>Hours</b>	<b>Total Citations</b>	<b>Total Alcohol/Drug Related Citations</b>	<b>Total Occupant Restraint Citations</b>	<b>Total Speeding Citations</b>	<b>Other Citations</b>
2006	140,079.0	208,646 100.0%	8,488 4.1%	105,948 50.8%	39,666 19.0%	54,544 26.1%
2007	209,285.7	308,032 100.0%	9,114 3.0%	109,914 35.7%	110,238 35.8%	78,766 25.6%
2008	194,760.5	293,401 100.0%	9,208 3.1%	113,674 38.7%	102,609 35.0%	67,910 23.1%
2009	175,219.0	289,496 100.0%	13,282 4.6%	104,279 36.0%	100,167 34.6%	71,768 24.8%
2010	170,173.3	201,898 100.0%	9,579 4.7%	74,345 36.8%	41,851 20.7%	76,123 37.7%
2011	158,415.0	166,537 100.0%	7,995 4.8%	64,217 38.6%	25,912 15.6%	68,413 41.1%
2012	141,946.75	150,197 100.0%	7,712 4.8%	58,403 38.9%	24,458 16.3%	60,164 40.0%
2013	106,966.00	117,288 100.0%	5,119 4.4%	44,080 37.6%	20,550 17.5%	47,539 40.5%
2014	111,357.00	124,341 100.0%	4,442 3.6%	47,604 38.3%	18,911 15.2%	53,384 42.9%
2015	122,541.70	138,732 100.0%	5,092 3.7%	47,794 34.5%	24,544 17.7%	61,302 44.2%

The table below and on the following page reflects survey results for DTS's seat belt, alcohol and speed-related performance measures.

## Performance Measures on Seat Belt, Alcohol and Speed-related Questions Based on Post Mobilization Surveys (2008-2015)

SEAT BELT	2008	2009	2010	2011	2012	2013	2014	2015
When driving, how do you wear your seat belt (composite of shoulder & lap)? <b>(Percent Always)</b>	91%	91.6%	91%	94%	93.4%	96.3%	95.2%	95.9%
Suppose you didn't wear your seat belt at all over the next six months. How likely do you think it is that you would get a ticket for not wearing a seat belt during this time? <b>(Percent Very Likely)</b>	46%	38%	45%	46.7%	43%	45.6%	37.0%	45.7%
When was the last time you did not wear seat belt when driving? <b>(Percent more than a year ago-Always Wear)</b>	79%	78%	80%	85%	82.3%	77.8%	88.3%	84.5%
In the past 30 days, have you seen or heard of any special effort by police to ticket drivers in your community for seatbelt violations? <b>(Percent Yes)</b>	33%	34%	32%	24.9%	24.9%	51.1%	15.5%	15.5%
ALCOHOL								
In the past 30 days, have you read, seen or heard anything about alcohol impaired driving in Illinois? <b>(Percent Yes)</b>	71%	74%	69.3%	NA	59.9%	62.7%	65.4%	61.2%
If you drove after having too much to drink to drive safely, how likely do you think you are to being stopped by a police officer? Would you say this is: <b>(Percent Almost Certain +Very Likely)</b>	40.5%	48%	40%	NA	36.2%	44.6%	40.8%	35.1%
Compared to 3 months ago, do you think a driver who had been drinking is now likely to get stopped by Police? <b>(Percent More Likely)</b>	32%	31%	31.5%	NA	26.4%	23.8%	23.4%	25.9%
Percent of responders who had alcoholic beverages in the last 30 days.	46%	47%	53.4%	NA	52.8%	45.9%	NA	45.9%
Of those who did drink, during the past 30 days, have you ever driven a motor vehicle within two hours after drinking alcoholic beverages? <b>(Percent Yes)</b>	23%	33%	24.7%	NA	23%	24.7%	NA	21.6%
SPEED								
Generally speaking, what do you think the chances are of getting a ticket if you drive over the speed limit? <b>(Percent Very Likely)</b>	NA	NA	31.4%	NA	32.9%	25.6%	26.1%	33.6%
On a local road with a speed limit of 30 mph, how often do you drive faster than 35? <b>(Percent Most of the Time)</b>	NA	NA	14.2%	NA	13.3%	10.2%	14.4%	12.7%
On interstate or toll-way with a speed limit of 65 mph, how often do you drive faster than 70? <b>(Percent Most of the Time)</b>	NA	MA	21.3%	NA	15.4%	17.1%	10.2%	17.6%
In the past 30 days, have you read, seen or heard anything about police enforcing speed limit laws? <b>(Percent Yes)</b>	NA	NA	38.6%	NA	29.6%	34.4%	32.6	28.2%

## **Paid Media Summary**

In FY 2015, DTS continued with the use of paid media with a total of three, two-week periods (Click It or Ticket for May 2015 and Drive Sober or Get Pulled Over for the Holiday Season and Labor Day). DTS incorporated additional paid and earned media campaigns around other times of the year when increased alcohol use increases such as St. Patrick's Day and Independence Day.

DTS continues to contract with a creative media vendor along with a media buyer for our paid and earned media campaigns. This has proven to be very beneficial as the media buyer has been able to negotiate lower rates, as well as leverage media relationships to gain additional added-value assets. Our buys are more focused to the at-risk populations and include on-air interviews and event marketing as part of the buys. Along with traditional TV/Radio ads, IDOT used digital platforms to deliver messages. By using social media platforms such as Hulu, YouTube, Facebook and Twitter, we were able to reach our target demographic online and on their mobile devices.

In selecting media for its paid media efforts, DTS focused on the demographic of male drivers between 18 and 34 years of age for the campaigns focusing on seat belts. Emphasis was placed on reaching the lowest occupant restraint use rate populations for the Click It or Ticket campaign and the highest at-risk populations for the Drive Sober or Get Pulled Over campaign. The demographic for IDOT's Drive Sober or Get Pulled Over campaigns are males between 21 and 34 years of age. DTS placed emphasis on reaching the male African-American and Hispanic populations in the Chicago metropolitan area and the rural pickup truck driving males in the downstate markets of Illinois. In FY 2015 DTS completed the final episodes of the "Driving Dead" campaign which have been aired over the past two-years. The episodes featured Michael Rooker, of the popular television series "The Walking Dead" and a cast of characters who find themselves in situations related to drinking and driving and wearing a seat belt.

Through extensive evaluation, DTS has shown its paid media efforts to be quite successful at delivering a specific message to a particular portion of the Illinois driving population (i.e., the 18-34 year old males for IDOT's anti-impaired driving campaigns). DTS considers paid media a vital and necessary part of the Illinois Highway Safety Plan and is planning its continued use in FY 2016.

## **Earned Media Summary**

During FY 2015, DTS encouraged all of its highway safety projects to engage in earned media activities throughout the project year. Earned media activities include: media events, television and radio interviews, letters to the editor of local newspapers and media releases. DTS believes this is another method to deliver a specific message to the public. Some examples of earned media activities are occupant protection initiatives and enforcement mobilizations. Some examples of earned media activities can be found in Addendum 1 on page 59.

# Stats to NHTSA

Illinois Department of Transportation

Holiday 2014 Media Summary

Media Market	Dollars Spent TV	Ads Ran TV	Dollars Spent Alternative	Total Dollars Spent	Total Ads Ran	Impressions M18-34	cpm
Chicago	\$ 216,500.11	3,557	\$ -	216,500.11	3,557	16,833,210	\$ 12.86
Davenport	\$ 9,860.00	414	\$ -	9,860.00	414	322,000	\$ 30.62
Marion	\$ 4,615.50	135	\$ -	4,615.50	135	199,370	\$ 23.15
Metro East	\$ 16,756.90	537	\$ -	16,756.90	537	309,396	\$ 54.16
Peoria	\$ 14,992.59	630	\$ -	14,992.59	630	532,062	\$ 28.18
Rockford	\$ 14,190.77	1,469	\$ -	14,190.77	1,469	303,114	\$ 46.82
Springfield	\$ 14,972.04	758	\$ -	14,972.04	758	822,000	\$ 18.21
Quincy	\$ 4,993.75	1,060	\$ -	4,993.75	1,060	123,000	\$ 40.60
<b>Total TV</b>	<b>\$296,881.66</b>		<b>\$ -</b>	<b>296,881.66</b>	<b>8,560</b>	<b>19,444,152</b>	
<b>Alternative</b>							
Programmatic	\$		\$ 49,271.65	49,271.65		7,478,003	\$ 6.59
Taxi	\$		\$ 10,000.00	10,000.00		189,000	\$ 52.91
Event	\$		\$ 32,800.00	32,800.00		375,111	\$ 87.44
Social	\$		\$ 28,976.88	28,976.88		3,600,200	\$ 8.05
Video	\$		\$ 185,722.19	185,722.19		9,487,800	\$ 19.57
<b>Total Alternative</b>	<b>\$</b>		<b>\$ 306,770.72</b>	<b>306,770.72</b>		<b>21,130,114</b>	<b>\$ 14.52</b>
<b>Total Spent</b>	<b>\$346,153.31</b>		<b>\$306,770.72</b>	<b>603,652.38</b>	<b>8,560</b>	<b>40,574,266</b>	<b>\$ 7.56</b>

Alternative Media is on Our Full Digital Network over the State assisted by Mbuy. Includes Static banners, in-banner video and mobile ads prepared by Media Help!,LLC.

## Stats to NHTSA

Illinois Department of Transportation

Memorial Day 2015 Media Summary

May 15, 2015 - June 30, 2015

Media Market	Dollars Spent TV/Cable	Total Ads Ran	Impressions M18-34	cpm
Chicago	\$233,856.59	2,637	10,963,740	\$21.33
Davenport	\$14,870.75	349	305,416	\$48.69
Marion	\$7,990.00	118	448,000	17.63
Metro East	\$28,994.35	498	356,108	\$ 81.42
Peoria	\$18,144.10	657	583,224	\$ 31.11
Rockford	\$14,640.40	993	348,498	\$ 42.01
Springfield	\$26,064.40	669	971,103	\$26.84
<b>Total TV/Cable</b>	<b>\$344,560.59</b>	<b>5,921</b>	<b>13,976,089</b>	<b>\$24.65</b>
<b>Alternative</b>	<b>\$285,564.69</b>		<b>31,764,739</b>	<b>\$8.99</b>
<b>Total Spent</b>	<b>\$630,125.28</b>		<b>45,740,828</b>	<b>\$13.78</b>

### Alternative Media:

a combination of static banners, videos, youtube, programmatic sites, and station websites/streaming

# 2015 Legislation

## 2015 Legislation Signed into Law

### **SR.412 – Motorcycle Awareness Month – Adopted**

Designates May as Motorcycle Awareness Month in Illinois (HR370/HR389).

*Effective Immediately*

### **HB.246 – Scott’s Law Day – Public Act...99-0146**

Designates December 23 of each year as Scott’s Law Day, to commemorate and honor authorized emergency personnel along with public safety workers performing duties on our highways and interstates. The bill encourages drivers to pull over and slow down for emergency vehicles.

*Effective January 1, 2016*

### **HB.1081 – Ignition Interlock SA1 – Public Act...99-0483**

This legislation, NHSTA recommendation, will provide the necessary fix to the employer exemption in the Ignition Interlock law in Illinois previously impacted by SB627.

### **HB.1446 – Restricted Driving Permit – Public Act...99-0290**

Amends the IVC changing guidelines for a driver’s eligibility to be issued a restricted driving permit.

*Effective January 1, 2016*

### **HB.1453 – Excessive Speeding – Public Act...99-0212**

Removes an order of supervision for a driver convicted of speeding in excess of 26mph or more over the posted speed limit.

*Effective January 1, 2016*

### **HB.1516 – Motor Carrier Penalties – Public Act...99-0291**

Provides if a motor vehicle is involved in an accident resulting in great bodily harm, permanent disability/disfigurement such driver is guilty of a Class 3 Felony; if a fatality occurs the driver is guilty of a Class 2 Felony.

*Effective January 1, 2016*

### **HB.2515 – Farm Vehicle GCWR – Public Act...99-0057**

Clean up legislation; defines Gross Combination Weight Rating (GCWR); stating the GCWR will not be used to classify a vehicle when the vehicle is not towing another unit. Also includes the collection of a \$10 surcharge for any vehicles in the 12,000lb category. *Effective July 16, 2015.*

### **HB.3944 – Motorcycle Accent Light – Public Act...99-0242**

Allows for a registered motorcyclist to equip his/her motorcycle with standard bulb running lights or light emitting diode pods and/or strips as auxiliary lighting to protect the operator.

*Effective August 3, 2015*

Federal Reimbursement Voucher

U.S. Department of Transportation National Highway Traffic Safety Administration

Federal Reimbursement Voucher

2015-VOU-10

Page: 1

State: Illinois

Report Date: 12/11/2015

Reimbursement Info: Total: \$800,611.54

Claim Period: 10/01/2014 - 06/30/2015

Posted: 11/20/2015

Posted in DELPHI: 11/23/2015

Program Area	Project	Description	HCS Federal Funds Obligated	Share to Local Benefit	State/Federal Cost to Date	Federal Funds Expended	Fed Previous Amount Claimed	Fed Funds Claimed this Period
<b>NHTSA</b>								
<b>NHTSA 402</b>								
<b>Planning and Administration</b>								
	PA-2015-01-01-00	P&A (NHTSA)	\$40,000.00	\$0.00	\$358.61	\$179.30	\$179.30	\$0.00
		<b>Planning and Administration Total</b>	<b>\$40,000.00</b>	<b>\$0.00</b>	<b>\$358.61</b>	<b>\$179.30</b>	<b>\$179.30</b>	<b>\$0.00</b>
<b>Alcohol</b>								
	AL-2015-03-03-00	Drive Smart (SOS Police)	\$182,247.89	\$0.00	\$125,953.29	\$125,953.29	\$124,154.11	\$1,799.18
	AL-2015-03-04-00	Law Enforcement Liaison (Local)	\$1,150,867.91	\$82,186.87	\$502,643.06	\$502,643.06	\$502,643.06	\$0.00
		<b>Alcohol Total</b>	<b>\$1,333,115.80</b>	<b>\$82,186.87</b>	<b>\$628,596.35</b>	<b>\$628,596.35</b>	<b>\$626,797.17</b>	<b>\$1,799.18</b>
<b>Occupant Protection</b>								
	OP-2015-02-02-00	RTS Resource Centers (Local)	\$1,324,387.48	\$42,494.17	\$590,337.42	\$590,337.42	\$590,337.42	\$0.00
	OP-2015-02-03-00	Paid Media (DTS)	\$3,311,881.63	\$0.00	\$220,668.75	\$220,668.75	\$220,668.75	\$0.00
	OP-2015-02-05-00	Drivers Education Assessment (DTS)	\$18,000.00	\$0.00	\$17,040.21	\$17,040.21	\$17,040.21	\$0.00
	OP-2015-02-06-00	National Lifesavers Conference (DTS)	\$20,000.00	\$0.00	\$1,088.50	\$1,088.50	\$1,088.50	\$0.00
	OP-2015-02-08-00	Evaluation (Local)	\$331,677.97	\$20,647.94	\$143,831.37	\$143,831.37	\$143,831.37	\$0.00
	OP-2015-02-09-00	State Match (Local)	\$0.00	\$0.00	\$428,810.38	\$0.00	\$0.00	\$0.00
		<b>Occupant Protection Total</b>	<b>\$5,005,947.08</b>	<b>\$63,142.11</b>	<b>\$1,401,776.63</b>	<b>\$972,966.25</b>	<b>\$972,966.25</b>	<b>\$0.00</b>
<b>Police Traffic Services</b>								
	PT-2015-04-01-00	Police Training (ILETSB)	\$14,582.30	\$14,582.30	\$14,582.30	\$14,582.30	\$14,582.30	\$0.00
	PT-2015-04-02-00	STEP (Local)	\$842,092.23	\$842,092.23	\$842,092.23	\$842,092.23	\$842,092.23	\$0.00
	PT-2015-04-04-00	NITE Patrol (ISP)	\$884,959.90	\$0.00	\$884,959.90	\$884,959.90	\$883,518.16	\$1,441.74
	PT-2015-04-05-00	STEP (ISP)	\$925,230.76	\$0.00	\$925,230.76	\$925,230.76	\$925,230.76	\$0.00
	PT-2015-04-07-00	Traffic Safety Challenge (Local)	\$70,324.38	\$0.00	\$70,324.38	\$70,324.38	\$70,324.38	\$0.00
	PT-2015-04-09-00	MC Patrol Unit (ISP)	\$2,249.10	\$0.00	\$2,249.10	\$2,249.10	\$2,249.10	\$0.00



Federal Reimbursement Voucher

U.S. Department of Transportation National Highway Traffic Safety Administration  
**Federal Reimbursement Voucher**

State: Illinois  
 Reimbursement Info: Total: \$800,611.54  
 Posted: 11/20/2015  
 Claim Period: 10/01/2014 - 06/30/2015  
 Reported in DELPHI: 11/23/2015  
 Report Date: 12/11/2015  
 Page: 2

2015-VOU-10

Program Area	Project	Description	HCS Federal Funds Obligated	Share to Local Benefit	State/Federal Cost to Date	Federal Funds Expended	Fed Previous Amount Claimed	Fed Funds Claimed this Period
<b>Police Traffic Services Total</b>								
<i>NHTSA 402 Total</i>			\$2,739,438.67	\$856,674.53	\$2,739,438.67	\$2,739,438.67	\$2,737,996.93	\$1,441.74
<i>408 Data Program SAFETEA-LU</i>			\$9,118,501.55	\$1,002,003.51	\$4,770,170.26	\$4,341,180.57	\$4,337,939.65	\$3,240.92
<b>408 Data Program Incentive</b>								
	K9-2015-18-01-00	408 Coordinator (DTS)	\$997,295.33	\$0.00	\$27,288.14	\$27,288.14	\$27,288.14	\$0.00
	K9-2015-18-02-00	EMS Data Access (IDPH)	\$156,500.00	\$0.00	\$156,350.00	\$156,350.00	\$350.00	\$156,000.00
	K9-2015-18-03-00	CDOT Crash Data (Local)	\$461,976.00	\$0.00	\$139,969.00	\$139,969.00	\$139,969.00	\$0.00
	K9-2015-18-06-00	Crash Reconstruction (ISP)	\$41,465.80	\$0.00	\$41,465.80	\$41,465.80	\$41,465.80	\$0.00
	K9-2015-18-07-00	CODES (DTS)	\$12,394.21	\$0.00	\$12,394.21	\$12,394.21	\$12,394.21	\$0.00
	K9-2015-18-10-00	FARS Analyst (DTS)	\$9,564.02	\$0.00	\$9,564.02	\$9,564.02	\$9,564.02	\$0.00
	K9-2015-18-12-00	Imaging Enhancement (SOS)	\$18,607.18	\$0.00	\$18,607.18	\$18,607.18	\$18,607.18	\$0.00
	K9-2015-18-13-00	Data Analysis (Local)	\$73,457.05	\$0.00	\$73,457.05	\$73,457.05	\$73,457.05	\$0.00
	K9-2015-18-14-00	Data Dictionary (SOS)	\$36,000.00	\$0.00	\$36,000.00	\$36,000.00	\$36,000.00	\$0.00
<b>408 Data Program Incentive Total</b>			<b>\$1,807,259.59</b>	<b>\$0.00</b>	<b>\$515,095.40</b>	<b>\$515,095.40</b>	<b>\$359,095.40</b>	<b>\$156,000.00</b>
<b>408 Data Program SAFETEA-LU Total</b>			<b>\$1,807,259.59</b>	<b>\$0.00</b>	<b>\$515,095.40</b>	<b>\$515,095.40</b>	<b>\$359,095.40</b>	<b>\$156,000.00</b>
<b>1906 Prohibit Racial Profiling</b>								
	K10-2015-23-01-00	Racial Profiling (DTS)	\$114,846.00	\$0.00	\$90,000.00	\$90,000.00	\$90,000.00	\$0.00
	K10-2015-23-03-00	Racial Profiling Committee (DTS)	\$500.23	\$0.00	\$134.00	\$134.00	\$134.00	\$0.00
<b>1906 Prohibit Racial Profiling Total</b>			<b>\$115,346.23</b>	<b>\$0.00</b>	<b>\$90,134.00</b>	<b>\$90,134.00</b>	<b>\$90,134.00</b>	<b>\$0.00</b>
<b>MAP 21 405b OP High</b>								
<b>405b High HVE</b>								
	M1HVE-2015-19-01-00	OREP (ISP)	\$974,067.93	\$0.00	\$767,405.28	\$767,405.28	\$765,296.67	\$2,108.61
	M1HVE-2015-19-04-00	Memorial Day Mini Mobilization (Local)	\$2,053,841.40	\$0.00	\$0.00	\$0.00	\$0.00	\$0.00

Federal Reimbursement Voucher

U.S. Department of Transportation National Highway Traffic Safety Administration

**Federal Reimbursement Voucher**

State: Illinois

Page: 3

2015-VOU-10

Report Date: 12/11/2015

Reimbursement Info: Total: \$800,611.54

Claim Period: 10/01/2014 - 06/30/2015

Posted: 11/20/2015

Posted in DELPHI: 11/23/2015

Program Area	Project	Description	HCS Federal Funds Obligated	Share to Local Benefit	State/Federal Cost to Date	Federal Funds Expended	Fed Previous Amount Claimed	Fed Funds Claimed this Period
	M1HVE-2015-19-06-00	STEP (Local)	\$873,683.18	\$0.00	\$600,202.39	\$600,202.39	\$600,202.39	\$0.00
	<b>405b High HVE Total</b>		<b>\$3,901,592.51</b>	<b>\$0.00</b>	<b>\$1,367,607.67</b>	<b>\$1,367,607.67</b>	<b>\$1,365,499.06</b>	<b>\$2,108.61</b>
	<b>405b High Training</b>							
	M1TR-2015-19-09-00	CPS Re-Certification (DTS)	\$200.00	\$0.00	\$200.00	\$200.00	\$200.00	\$0.00
	<b>405b High Training Total</b>		<b>\$200.00</b>	<b>\$0.00</b>	<b>\$200.00</b>	<b>\$200.00</b>	<b>\$200.00</b>	<b>\$0.00</b>
	<b>405b High Public Education</b>							
	M1PE-2015-19-08-00	CPS PI&E (DTS)	\$2,782.00	\$0.00	\$2,782.00	\$2,782.00	\$2,782.00	\$0.00
	M1PE-2015-19-10-00	State Match	\$0.00	\$0.00	\$162,500.00	\$0.00	\$0.00	\$0.00
	<b>405b High Public Education Total</b>		<b>\$2,782.00</b>	<b>\$0.00</b>	<b>\$165,282.00</b>	<b>\$2,782.00</b>	<b>\$2,782.00</b>	<b>\$0.00</b>
	<b>405b High Community CPS Services</b>							
	M1CPS-2015-19-02-00	KISS (SOS)	\$16,322.56	\$0.00	\$16,322.56	\$16,322.56	\$12,476.51	\$3,846.05
	M1CPS-2015-19-05-00	CPS Mini-Grants (Local)	\$39,472.39	\$0.00	\$39,472.39	\$39,472.39	\$39,472.39	\$0.00
	<b>405b High Community CPS Services Total</b>		<b>\$55,794.95</b>	<b>\$0.00</b>	<b>\$55,794.95</b>	<b>\$55,794.95</b>	<b>\$51,948.90</b>	<b>\$3,846.05</b>
	<b>405b High Paid Advertising</b>							
	M1*PM-2015-19-11-00	Paid Media (DTS)	\$795,878.42	\$0.00	\$795,878.42	\$795,878.42	\$198,567.28	\$597,311.14
	<b>405b High Paid Advertising Total</b>		<b>\$795,878.42</b>	<b>\$0.00</b>	<b>\$795,878.42</b>	<b>\$795,878.42</b>	<b>\$198,567.28</b>	<b>\$597,311.14</b>
	<b>MAP 21 405b OP High Total</b>		<b>\$4,756,247.88</b>	<b>\$0.00</b>	<b>\$2,384,763.04</b>	<b>\$2,222,263.04</b>	<b>\$1,618,997.24</b>	<b>\$603,265.80</b>
	<b>MAP 21 405c Data Program</b>							
	<b>405c Data Program</b>							
	M3DA-2015-00-00-00		\$5,275,478.35	\$0.00	\$0.00	\$0.00	\$0.00	\$0.00
	M3DA-2015-18-03-00		\$303,399.26	\$0.00	\$0.00	\$0.00	\$0.00	\$0.00
	<b>405c Data Program Total</b>		<b>\$5,578,877.61</b>	<b>\$0.00</b>	<b>\$0.00</b>	<b>\$0.00</b>	<b>\$0.00</b>	<b>\$0.00</b>
	<b>MAP 21 405c Data Program Total</b>		<b>\$5,578,877.61</b>	<b>\$0.00</b>	<b>\$0.00</b>	<b>\$0.00</b>	<b>\$0.00</b>	<b>\$0.00</b>
	<b>MAP 21 405d Impaired Driving Low</b>							
	<b>405d Low Other Based on Problem ID</b>							
	M6OT-2015-13-01-00	DUIE (ISP)	\$1,153,925.48	\$0.00	\$752,404.17	\$752,404.17	\$746,516.90	\$5,887.27

Federal Reimbursement Voucher

U.S. Department of Transportation National Highway Traffic Safety Administration

State: Illinois

Page: 4

Federal Reimbursement Voucher

2015-VOU-10

Report Date: 12/11/2015

Reimbursement Info: Total: \$800,611.54

Posted: 11/20/2015

Claim Period: 10/01/2014 - 06/30/2015

Posted in DELPHI: 11/23/2015

Program Area	Project	Description	HCS Federal Funds Obligated	Share to Local Benefit	State/Federal Cost to Date	Federal Funds Expended	Fed Previous Amount Claimed	Fed Funds Claimed this Period
	M6OT-2015-13-02-00	Operation Straight ID (SOS)	\$78,687.03	\$0.00	\$78,687.03	\$78,687.03	\$78,687.03	\$0.00
	M6OT-2015-13-03-00	Breath Analysis (ISP)	\$66,404.39	\$0.00	\$66,404.39	\$66,404.39	\$55,306.24	\$11,098.15
	M6OT-2015-13-06-00	Alcohol Police Training (ILETSB)	\$109,496.79	\$0.00	\$109,496.79	\$109,496.79	\$108,487.49	\$1,009.30
	M6OT-2015-13-07-00	STEP (Local)	\$988,336.88	\$0.00	\$484,085.40	\$484,085.40	\$473,107.65	\$10,977.75
	M6OT-2015-13-11-00	ACE (ISP)	\$895,257.92	\$0.00	\$895,257.92	\$895,257.92	\$893,463.89	\$1,794.03
	M6OT-2015-13-12-00	Local Alcohol Project (Local)	\$424,296.42	\$0.00	\$424,296.42	\$424,296.42	\$416,958.10	\$7,338.32
	M6OT-2015-13-13-00	Judicial Training (AOIC)	\$29,533.73	\$0.00	\$29,533.73	\$29,533.73	\$29,533.73	\$0.00
	M6OT-2015-13-14-00	Paid Media (DTS)	\$5,493,409.11	\$0.00	\$954,664.14	\$954,664.14	\$954,664.14	\$0.00
	<b>405d Low Other Based on Problem ID Total</b>		<b>\$9,239,347.75</b>	<b>\$0.00</b>	<b>\$3,794,829.99</b>	<b>\$3,794,829.99</b>	<b>\$3,756,725.17</b>	<b>\$38,104.82</b>
	<b>MAP 21 405d Impaired Driving Low Total</b>		<b>\$9,239,347.75</b>	<b>\$0.00</b>	<b>\$3,794,829.99</b>	<b>\$3,794,829.99</b>	<b>\$3,756,725.17</b>	<b>\$38,104.82</b>
	<b>MAP 21 405f Motorcycle Programs</b>							
	<b>405f Motorcyclist Training</b>							
	M9MT-2015-00-00-00		\$266,277.25	\$0.00	\$0.00	\$0.00	\$0.00	\$0.00
	M9MT-2015-22-03-00	MC Winter Conference (DTS)	\$10,000.00	\$0.00	\$2,289.26	\$2,289.26	\$2,289.26	\$0.00
	<b>405f Motorcyclist Training Total</b>		<b>\$276,277.25</b>	<b>\$0.00</b>	<b>\$2,289.26</b>	<b>\$2,289.26</b>	<b>\$2,289.26</b>	<b>\$0.00</b>
	<b>405f Motorcyclist Awareness</b>							
	M9MA-2015-00-00-00		\$158,608.65	\$0.00	\$0.00	\$0.00	\$0.00	\$0.00
	M9MA-2015-22-01-00	PI&E Campaign (DTS)	\$75,000.00	\$0.00	\$25,634.73	\$25,634.73	\$25,634.73	\$0.00
	<b>405f Motorcyclist Awareness Total</b>		<b>\$233,608.65</b>	<b>\$0.00</b>	<b>\$25,634.73</b>	<b>\$25,634.73</b>	<b>\$25,634.73</b>	<b>\$0.00</b>
	<b>MAP 21 405f Motorcycle Programs Total</b>		<b>\$509,885.90</b>	<b>\$0.00</b>	<b>\$27,923.99</b>	<b>\$27,923.99</b>	<b>\$27,923.99</b>	<b>\$0.00</b>
	<b>NHTSA Total</b>		<b>\$31,125,466.51</b>	<b>\$1,002,003.51</b>	<b>\$11,582,916.68</b>	<b>\$10,991,426.99</b>	<b>\$10,190,815.45</b>	<b>\$800,611.54</b>
	<b>Total</b>		<b>\$31,125,466.51</b>	<b>\$1,002,003.51</b>	<b>\$11,582,916.68</b>	<b>\$10,991,426.99</b>	<b>\$10,190,815.45</b>	<b>\$800,611.54</b>

## Flora Police Department to be out in Force during Thanksgiving Holiday

Flora, Clay County, IL Police and safety officials in Flora/Clay county are reminding residents to fasten their seat belts and drive sober over the Thanksgiving holiday or run the risk of receiving a ticket.

The Flora Police Department is joining the Illinois Department of Transportation (IDOT), the Illinois State Police (ISP) and local law enforcement agencies across the state to save more lives by strongly enforcing seat belt and impaired driving laws.

"Whether you're going across town or across the state this Thanksgiving, please make sure everyone in the car is wearing their seat belt. As of January 1, 2012, by law in Illinois,

everyone must wear a seat-belt no matter what seating position," Flora Police Chief John Nicholson said. "Our officers are prepared to arrest anyone who is choosing to drive impaired."

IDOT is proud that Illinois has a 94.1 percent daytime seat belt usage rate. However, far too many drivers and passengers still do not buckle up—especially late at night. During the 2013 Thanksgiving Holiday weekend in Illinois, seven people lost their lives and 723 motorists were injured in motor vehicle crashes—three of those deaths involved alcohol. Remember—wearing your seat belt is your best defense against an impaired

driver.

"Our goal is to save more lives, so additional enforcement will take place late at night when belt use is at its lowest and impaired driving is the biggest problem," Chief Nicholson stated.

According to the U.S. Department of Transportation's National Highway Traffic Safety Administration (NHTSA), seat belts saved more than 12,000 lives nationwide in 2012. Buckle up and encourage your loved ones to do the same. You will save the cost of a ticket and may save a life.

For more information about the Click It or Ticket and the Drive Sober or Get Pulled Over campaigns, please visit [www.buckleupillinois.org](http://www.buckleupillinois.org).

## Police Are Cracking Down On Drunk Drivers

This Halloween, Chicago Ridge Police will crack down on drunk drivers with an aggressive *Drive Sober or Get Pulled Over* enforcement effort, and the Chicago Ridge Police Dept. has given a fair warning to all partygoers to keep the party off the road.

"We want people to remember like 'Trick or Treat,' 'Drink or Drive,' one or the other, but never both," said Chief Robert Pyznarski. Before you take your first sip of alcohol on Oct. 31st figure out who your designated sober driver will be. If you wait until you're 'buzzed' to make a decision, you may decide to drive. Buzzed driving is drunk driving, which means that driving 'buzzed' brings very serious consequences.

According to the National Highway Traffic Safety Administration (NHTSA), Halloween is statistically a dangerous night for drunk driving. In 2012 almost half (48%) of all fatal crashes that night involved a drunk driver.

To keep safe this Halloween, the Chicago Ridge Police Dept. recommends these tips:

Before the Halloween festivities begin plan a way to safely get home at the end of the night.

Always designate a sober driver.

If you are impaired, take a taxi, call a sober friend or family member, use public transportation or sleep it off at the party location.

Walking impaired can be just as dangerous as drunk driving. Designate a sober friend to walk you home.

If you see a drunk driver on the road, contact local law enforcement.

If you know someone who is about to drive or ride after drinking, take their keys and help them make safe travel arrangements to where they are going.

The law enforcement crackdown is funded by federal traffic safety funds through the Illinois Dept. of Transportation.

## The Morton Police Department begins Labor Day crackdown on drunk drivers and seat belt law violators

The Morton Police Department today announced plans to step up Labor Day traffic enforcement, focusing on both drunk and unbuckled drivers. The intensified enforcement effort will concentrate on late-night hours as statistics

show a disproportionate number of traffic deaths occur late at night and involve a drunk driver and/or unbuckled motorist. The crackdown is part of the statewide, Labor Day 'Drive Sober or Get Pulled Over and Click It or Ticket' effort.

"The Morton Police Department is ramping up its enforcement to make the roads safer this Labor Day," said Sgt. Jonathan Johnson. "For everyone's sake, don't drink and drive or you will be arrested. The 'Drive Sober or Get Pulled

Over' campaign means zero tolerance for drunk driving—no excuses. And 'Click It or Ticket' means just that."

The Morton Police Department will join the Illinois State Police and hundreds of police and sheriff's

department throughout Illinois in a statewide enforcement effort that begins Aug. 24 and runs through Sept. 7.

The law enforcement crackdown is funded by federal traffic safety funds through IDOT.

## Police Dept. releases results of holiday traffic campaign

From Friday, Oct. 31 through Sunday, Nov. 2, the Bartlett Police Department participated in the Illinois Department of Transportation's 2014 Halloween DUI enforcement campaign.

The Police Department conducted an additional 25 hours of specialized traffic enforcement to target intoxicated drivers. The Police Department arrested one motorist for driving while under the influence of alcohol and one motorist for driving while under the influence of drugs. The Police Department

also issued 22 warning or traffic citations for speeding violations and nine warning or traffic citations for other moving or non-moving violations.

This traffic campaign was funded by federal safety funds through the Illinois Department of Transportation's Division of Traffic Safety. The Police Department will be participating in the Illinois Department of Transportation's Thanksgiving DUI and seatbelt enforcement campaigns Monday, Nov. 17 through Sunday, Nov. 30.

## Police announces results of recent safety campaigns

From Monday, Aug. 24 through Monday, Sept. 7, the Bartlett Police Department participated in the Illinois Department of Transportation's 2015 Labor Day DUI and seat belt enforcement campaigns.

The Police Department conducted an additional 20 hours of specialized traffic enforcement to target intoxicated drivers. The Police Department arrested one motorist for driving under the influence of alcohol, no valid driver's license, unlawful possession of a controlled substance and unlawful delivery of a controlled substance, and one motorist for driving under the influence of alcohol. Police also issued 15 warning or traffic citations for speeding violations and 12 warning or traffic citations for other moving or non-

moving violations.

The Police Department also conducted an additional 20 hours of specialized traffic enforcement to target seat belt violations and arrested one motorist for driving while license suspended and one motorist for no valid driver's license and having three active warrants. Police also issued 18 traffic citations for seat belt violations.

These traffic campaigns were funded by federal safety funds through the Illinois Department of Transportation's Division of Traffic Safety. The Police Department will be participating in the Illinois Department of Transportation's Halloween DUI enforcement campaign on Friday, Oct. 30 through Monday, Nov. 1.

## Independence Day Crackdown Statistics

The Chicago Ridge Police Department made one drunk-driving arrest and issued 31 seat belt citations during the recent Independence Day Drive Sober or Get Pulled Over/Click It or Ticket crackdown on drunk drivers and seat belt law violators, said Chief Robert Pyznarski.

Law enforcement agencies throughout Illinois participated in this statewide effort to get drunk drivers off our roadways and encourage seat belt use during the busy Independence Day holiday.

The Chicago Ridge Police Department joined forces with state and local law enforcement agencies in conducting the crackdown campaign, which featured high-visibility enforcement combined with a variety of outreach activities, including a media campaign and additional police activity.

Extra emphasis was given to the late-night hours when statistics show the highest number of motorists drink and drive and the fewest buckle up.

The recent law enforcement crackdown was coordinated by the Illinois Department of Transportation as part of the statewide Drive Sober or Get Pulled Over and Click It or Ticket campaigns.

## Berwyn Police Dept Urges Residents to Buckle Up



The Berwyn Police Department will be issuing additional citations in the overnight hours. This campaign will feature high visibility enforcement

combined with a variety of outreach activities including additional law enforcement activity. Extra emphasis will be given to the late-night hours when statistics show the most people drink and drive and the fewest buckle up. The Berwyn Police Department will be conducting a roadside safety check on 09/04/2015 at Harlem and Riverside Drive. The costs of driving impaired or unbuckled are high both financially and emotionally when crashes occur. The Berwyn Police Department is stepping up late-night enforcement efforts making sure impaired drivers are off the road and motorists are buckled up.

## Results of Memorial Day week patrols released

**MATTOON (JG-TC) —** The Mattoon Police Department has released the results of its Memorial Day week patrols for impaired drivers and for motorists not wearing their seat belts.

"Mattoon Police Department made three drunk-driving arrests during the recent Memorial Day crackdown," said Capt. Ray Hall in a press release. In addition, three seat belt citations were written. These occurred during night-time hours.

The Mattoon police joined forces with other state and local law enforcement and highway safety partners in the Memorial Day week patrols. The campaign featured high-visibility enforcement combined with community outreach activities.

The Memorial Day week patrols were funded by federal traffic safety funds through the Illinois Department of Transportation's Division of Transportation Safety, and are part of the statewide "Drive Sober or Get Pulled Over" and "Click It or Ticket" campaigns.

## Police Department begins Independence Day crackdown

The South Elgin Police Department has announced plans to step up Independence Day traffic enforcement, focusing on both drunk and unbuckled drivers. The intensified enforcement effort will concentrate on late-night hours as statistics show a disproportionate number of traffic deaths occur late at night and involve a drunk driver and/or unbuckled motorist. The crackdown is part of the statewide, Independence Day Drive Sober or Get Pulled Over and Click It or Ticket effort.

"The South Elgin Police Department is ramping up its enforcement to make

our roads safer this Independence Day," said Officer Victor Wiacek. "For everyone's sake, don't drink and drive or you will be arrested. The Drive Sober or Get Pulled Over campaign means zero tolerance for drunk driving—no excuses. And Click It or Ticket means just that."

The Police Department will join Illinois State Police personnel and hundreds of police and sheriff's departments throughout Illinois in a statewide enforcement effort that begins Monday, June 22 and runs through Sunday, July 5.



## CPD conducting St. Pat's patrols

From March 13 through March 22, the St. Patrick's holiday period, officers from the Columbia Police Department are participating in the nationwide "Drive Sober or Get Pulled Over" traffic safety campaign.

All overtime costs for these

additional safety patrols are funded by federal traffic safety grants administered by the Illinois Department of Transportation Safety Division in an effort to reduce alcohol-related traffic crashes.

CPD officers will focus on the Route 3 (Admiral Parkway) cor-

ridor, where more than 30,000 vehicles pass through the community daily.

"Our officers will focus on speeding, seat belt usage, texting while driving, along with alco-

hol-related violations, all to help make our roadways safer," Columbia Deputy Chief of Police Jerry Paul said.

Call 281-5151 to contact Columbia police.

## Summit police to hold two safety checkpoints

The Summit Police Department will hold two more roadside safety checkpoints in July and August.

The program has resulted in more than 15 DUI arrests in its prior operations.

The next dates will be July 24 and Aug. 15. The

checkpoints will be set up in the 5700 block of Archer Road and will operate from 11 p.m. to 4 a.m.

The police detail is being paid for by a grant from the Illinois Department of Transportation Division of Traffic Safety.

## Flora Police Department will be out in full force to catch drunk drivers

As summer winds down, Flora Police Department is ramping up its traffic enforcement efforts as part of the national crackdown on drunk driving. The high-visibility campaign, Drive Sober or Get Pulled Over, is a partnership with the National Highway Traffic Safety Administration (NHTSA) and the Illinois Department of Transportation to curb drunk and drugged driving and save lives. From August 24 through September 7 (Labor Day), law enforcement partners nationwide and all around Illinois will show zero tolerance for drunk driving. Increased state and national messaging about the dangers of driving impaired by alcohol or other

drugs, coupled with roadside safety checks and increased officers on the road, aim to drastically reduce the toll of impaired driving. In addition, seat belt law violators will receive a ticket – no exceptions.

In 2013, there were 10,076 people killed in drunk driving crashes in the U.S., almost a third of all traffic fatalities. 38 percent of crash fatalities on Labor Day weekend that year involved drunk drivers (with blood alcohol concentrations (BACs) of .08 or higher), amounting to 161 lives lost.

"Too many people think their actions don't affect anybody else," said Chief Nicholson. "They know it's illegal. They know it's

wrong. But they do it anyway - they make decisions as if those statistics just can't happen to them," he added.

The reality is, people aren't invincible. Of the 10,076 people who were killed in impaired driving crashes in 2013, 65 percent were the drunk drivers themselves. Those 6,515 drunk drivers planned on making it to their destinations, but they didn't.

In every state, it's illegal to drive with a BAC of .08 or higher. Chief Nicholson wants to remind Flora drivers that it's not a recommendation; it's the law. And during the enforcement period starting August 24, there will be a special emphasis on drunk driving enforcement.

Local drivers should expect to see more patrol vehicles, roadside safety checks and increased messaging about this reckless, preventable crime. "The number of people who are still drinking and driving is unacceptable," added Chief Nicholson.

Chief Nicholson emphasized the preventable nature of drunk driving: "All it takes is a little planning ahead. Designate a sober driver or call a cab. But whatever you do, don't drink and drive. And remember, a seat belt is your best defense in a crash, so Click It or Ticket."

The law enforcement crackdown is funded by federal traffic safety funds through IDOT.

## Flora Police Department reports successful Click It or Ticket


Illinois Department of Transportation and Flora Police Department Click It or Ticket reports from November 17 - 30, 2014, IDOT supported enforcement to remind motorists to buckle up and not drive impaired, both day and night, during the merged Click It or Ticket/Drive Sober or Get Pulled Over mobilizations. Flora Police Department joined other state and local law enforcement agencies across Illinois to reduce the highway fatalities by cracking down on unbuckled motorists and impaired drivers.

During the mobilization, Flora Police Department issued:

- 3 DUI arrests
- 1 Felony arrest
- 1 Stolen Vehicle recovered
- 1 Fugitive apprehended
- 3 Suspended/Revoked Licenses
- 6 Uninsured motorists
- 8 Alcohol arrests

## Drive Sober or Get Pulled Over

As summer winds down, the Berwyn Police Department is ramping up its traffic enforcement efforts as part of the national crackdown on drunk driving. The high-visibility campaign, Drive Sober or Get Pulled Over, is a partnership with the National Highway Traffic Safety Administration (NHTSA) and the Illinois Department of Transportation to curb drunk and drugged driving and save lives. From August 24 through September 7 (Labor Day), law enforcement partners nationwide and all around Illinois will show zero tolerance for drunk driving. Increased state and national messaging about



the dangers of driving impaired by alcohol or other drugs, coupled with roadside safety checks and increased officers on the road, aim to drastically reduce the toll of impaired driving. In addition, seat belt law violators will receive a ticket – no exceptions. In 2013, there were 10,076 people killed

in drunken driving crashes in the U.S., almost a third of all traffic fatalities. 38 percent of crash fatalities on Labor Day weekend that year involved drunk drivers, amounting to 161 lives lost. The law enforcement crackdown is funded by federal traffic safety funds through IDOT.

## Chicago Ridge Independence Day Crackdown

The Chicago Ridge Police announced plans to step up Independence Day traffic enforcement, focusing on both drunk and unbuckled drivers. The intensified enforcement effort will concentrate during late-night hours as statistics show a disproportionate number of traffic deaths occur late at night and involve a drunk driver and/or unbuckled motorist. The crackdown is part of the statewide, Independence Day Drive Sober or Get Pulled Over and Click It or Ticket effort.

"The Chicago Ridge Police Department is ramping up its enforcement to make our roads safer this Independence Day," said Chief Robert Pyznarski. "For everyone's sake, don't drink and drive or you will be arrested. The 'Drive Sober or Get Pulled Over' campaign means zero tolerance for drunk driving-no excuses. And 'Click It or Ticket' means just that."

Chicago Ridge Police will join the Illinois State Police and hundreds of police and

sheriff's departments throughout Illinois in a statewide enforcement effort that runs through July 5th.

To avoid a potential crash or drunk driving arrest, the Chicago Ridge Police Department recommends designating a sober driver and not letting friends or family members drive drunk. Other important tips include:

Plan ahead. Designate a sober driver before going out and give that person your keys.

If you are drunk, call a taxi, use mass transit or call a sober friend or family member to get you home safely.

Promptly report drunk drivers you see on the roadways to law enforcement by pulling over and dialing 911.

Make sure everyone in your vehicle wears their seat belt. It is your best defense against a drunk driver.

The law enforcement crackdown is funded by federal traffic safety funds through IDOT.

## The Morton Police Department will conduct Roadside Safety Checks


The Morton Police Department will conduct Roadside Safety Checks (RSC) during the month of September, according to Sgt. Jonathan

Johnson. "The Morton Police has zero tolerance for impaired driving on our village streets. Officers working this detail will be watchful for

drivers who are un restrained, driving with a suspended or revoked driver's license, transporting open alcoholic beverages or driving under the influence.

Alcohol and drug impairment is a significant factor in almost 40 percent of all fatal motor vehicle accidents in Illinois. RSCs are designed to keep our roads safe

by taking dangerous DUI offenders off the road. The project is funded through the Illinois Department of Transportation Safety



State of Illinois  
Illinois Department of Transportation



Illinois Department  
of Transportation



**NHTSA REGION # 5 Annual Report Review Fiscal Year 2015**

**(Uniform Procedures 23 CFR Part 1200.35)**

State: Illinois Fiscal Year: 2015 Date Received: 12/31/2015

Reviewed by: Lockwood Date Reviewed: 1/5-8/2016

Date uploaded to Sharepoint: \_\_\_\_\_

**Annual Report (AR)**

**Criteria: (Uniform Procedures 23 CFR Part 1200.35)**

**§ 1200.35 Annual Report**

Within 90 days after the end of the fiscal year, each State shall submit an Annual Report describing:

- (a) A general assessment of the State's progress in achieving highway safety performance measure targets identified in the Highway Safety Plan;
- (b) A general description of the projects and activities funded and implemented under the Highway Safety Plan;
- (c) The amount of Federal funds expended on projects from the Highway Safety Plan; and
- (d) How the projects funded during the fiscal year contributed to meeting the State's highway safety targets. Where data becomes available, a State should report progress from prior year projects that have contributed to meeting current State highway safety targets.

**(a) Performance Targets/Measures (FY2015 Requirements):**

		Review the State's progress on each of the NHTSA/GHSA core outcome and behavior performance measures. Refer to the Highway Safety Plan (same Fiscal Year as Annual Report) to ensure that each target is included. Note: If the State addressed additional targets, insert rows into the document to add that information.		
		C-1) Traffic Fatalities Baseline: 1145 (2008)	Target: 854 (2015)	Current: 924
		FARS Data x Year_2014_____		
		C-2) Serious Injuries Baseline: 14699 (2008)	Target: 10,036 (2015)	Current: 10767-11816
		State Data x FARS Data □ Year_2014_____		
		C-3) Fatalities/VMT – Total Baseline: 1.075 (2008)	Target: .833 (2015)	Current: .8
		FARS Data x Year_2014_____		
		C-3) Fatalities/VMT - Rural (if available) Baseline: 1.7 (2008)	Target: 1.3 (2015)	Current: 1.4 - 1.5



		FARS Data <b>X</b> Year__2014__	
		C-3) Fatalities/VMT – Urban (if available) Baseline: .855 (2008) Target: .561 (2015) Current: .6 - .7	
		FARS Data <b>X</b> Year__2014__	
		C-4) Unrestrained passenger vehicle occupant fatalities, all seat positions Baseline: 367 (2008) Target: 181 (2015) Current: 216.2 - 246.9	
		FARS Data <b>X</b> Year__2014__	
		C-5) Fatalities in crashes involving a driver or motorcycle operator with a BAC of .08 and above Baseline: 400 (2008) Target: 197 (2015) Current: 254.3 - 285	
		FARS Data <b>X</b> Year__2014__	
		C-6) Speeding-related Fatalities Baseline: 454 (2008) Target: 411 (2015) Current: 358.5 - 389.7	
		FARS Data <b>X</b> Year__2014__	
		C-7) Motorcyclist Fatalities Baseline: 145 (2008) Target: 150 (2015) Current: 135.2 - 143	
		FARS Data <b>X</b> Year__2014__	
		C-8) Unhelmeted Motorcyclist Fatalities Baseline: 108 (2008) Target: 118 (2015) Current: 104.1 - 109.2	
		FARS Data <b>X</b> Year__2014__	
		C-9) Drivers age 20 or younger involved in fatal crashes Baseline: 200 (2008) Target: 64 (2015) Current: 91.6 - 112.1	
		FARS Data <b>X</b> Year__2014__	
		C-10) Pedestrian Fatalities Baseline: 153 (2008) Target: 123 (2015) Current: 115 - 122.4	
		FARS Data <b>X</b> Year__2014__	
		C-11) Bicyclist Fatalities Baseline: 22 (2008) Target: 31 (2015) Current: 26.1 - 27.6	
		FARS Data <b>X</b> Year__2014__	
		B-1) Observed seat belt use for passenger vehicles, front seat outboard occupants Baseline: 90.3 (2008) Target: 95.2 (2015) Current: 94.4 - 95.3 as	

		presented in AR, however, the <b>certified</b> rate is 95.2
		A-1) Seat belt citations issued during grant-funded enforcement activities Current: 47,794
		A-2) Impaired driving arrests made during grant-funded enforcement activities Current: 5,092
		A-3) Speeding citations issued during grant-funded enforcement activities Current: 24,544

**COMMENTS:** *For reporting in the AR the state used data and trend analysis from the FY2016 HSP versus the required FY2015 HSP. Moreover, the report on the Core Highway Safety Performance Measures lacked clarity. The state’s presentation provided “Project Figures” and “Prediction Limits” which included 70% upper and 70% lower data. With the exception of fatalities (C-1) all measures appear to provide a range versus the current value.*

*Reviewer (DL) spoke via phone with Bureau Chief Martin on Jan. 6, 2016 to discuss and advise that amendments to the AR would be required. Further information to the state to follow.*

*Core Performance Measures in the AR do not include the same baseline information as presented in the FY2015 HSP. Baseline data was obtained from the HSP not the AR.*

**Certifications & Assurances (For Evaluation by NHTSA, Not Required for AR)**

Page #	Y/N	
		Is there a description of the activities implemented to:
8,9,10,2 7,28,30, 31,32, 33,34, 35,36	Y	Support national safety belt and impaired driving mobilizations? How? <i>Through funded, enhanced HVE enforcement.</i>
8,9,10,2 7,28,30, 31,32, 33,34, 35,36	Y	Sustain enforcement of impaired driving, OP, and speed statutes? How? <i>Through funded, enhanced HVE enforcement.</i>
11, 44, 45	Y	Conduct annual safety belt survey? Certification received or will provide by March 1?
24 - 27	Y	Develop statewide data systems? How? <i>Numerous funded projects to enhance the 6-pack.</i>
	N	Coordinate data collection and information systems with the State’s SHSP?

**COMMENTS:** *The request immediately above, i.e. “Coordinate data collection...” is not mentioned in the requirements of the AR as provided in S.1200.35.*

*Although the SHSP has not been updated since 2009, the SHSO does coordinate with the SHSP and works closely with the chairman of the SHSP committee who is an active participant in the HSP development process.*

<b>(b) Program Area Analysis</b>		
<b>Occupant Protection</b>		<input type="checkbox"/> N/A
<b>Page #</b>	<b>Y/N</b>	
16,17,	y	Does the AR provide a general description of projects/activities that were funded and implemented under the Highway Safety Plan?: Funding source(s): 402, 405b
Describe Strengths and Weaknesses: <i>Comprehensive programming covering a large, demographically diverse population.</i>		
<b>State Traffic Safety Information System Improvements</b>		<input type="checkbox"/> N/A
<b>Page #</b>	<b>Y/N</b>	
25,26	Y	Does the AR provide a general description of projects/activities that were funded and implemented under the Highway Safety Plan?: Funding source(s): 408
Describe Strengths and Weaknesses: <i>Insufficient programming to effectively expend obligated federal funds. Unexpended balances remain from FYs 2011, 2012, 2013, 2014, 2015. Balance of federal funds obligated to the state for Safety Information Improvements was - \$6,871,040.</i>		
<b>Impaired Driving Countermeasures</b>		<input type="checkbox"/> N/A
<b>Page #</b>	<b>Y/N</b>	
11, 29-33	Y	Does the AR provide a general description of projects/activities that were funded and implemented under the Highway Safety Plan?: Funding source(s): 402, 405d
Describe Strengths and Weaknesses: <i>Strong, sustained, integrated programming including, but reaching beyond HVE.</i>		
<b>Ignition Interlock</b>		<input checked="" type="checkbox"/> N/A
<b>Page #</b>	<b>Y/N</b>	
	n/a	Does the AR provide a general description of projects/activities that were funded and implemented under the Highway Safety Plan?: Funding source(s):

Describe Strengths and Weaknesses:		
<b>Distracted Driving</b>		<b>X N/A</b>
<b>Page #</b>	<b>Y/N</b>	
	n/a	Does the AR provide a general description of projects/activities that were funded and implemented under the Highway Safety Plan?
		Funding source(s):
Describe Strengths and Weaknesses:		
<b>Motorcycles</b>		<input type="checkbox"/> N/A
<b>Page #</b>	<b>Y/N</b>	
23	Y	Does the AR provide a general description of projects/activities that were funded and implemented under the Highway Safety Plan?
		Funding source(s): 405f
Describe Strengths and Weaknesses: <i>Extremely modest programming which is insufficient to liquidate. Balance of \$481,961 of 405f of which \$131,869.68 is from FY2013.</i>		
<b>Graduated Driver Licensing Laws</b>		<b>X N/A</b>
<b>Page #</b>	<b>Y/N</b>	
	n/a	Does the AR provide a general description of projects/activities that were funded and implemented under the Highway Safety Plan?
		Funding source(s):
Describe Strengths and Weaknesses:		
<b>Child Passenger Safety</b>		<input type="checkbox"/> N/A
<b>Page #</b>	<b>Y/N</b>	
14-17	Y	Does the AR provide a general description of projects/activities that were funded and implemented under the Highway Safety Plan?
		States receiving Section 2011 funds must adhere to the specific reporting requirements in SAFETEA-LU. If applicable, does the State meet reporting requirements for Section 2011 as specified under SAFETEA-LU?
		Funding sources(s): 402, 405b
Describe Strengths and Weaknesses: <i>The CPS efforts and activities are fully state-wide providing the</i>		

*coverage through contracts with Regional Traffic Safety Resource Centers employing Traffic Safety Liaisons.*

**Pedestrian/Bicycles**  N/A

Page #	Y/N	
23	Y	Does the AR provide a general description of projects/activities that were funded and implemented under the Highway Safety Plan?
		Funding Source(s): 402

Describe Strengths and Weaknesses: *Both enforcement and education are supported, however, effectiveness is unmeasured and undetermined.*

**Police Traffic Services**  N/A

Page #	Y/N	
29-35	Y	Does the AR provide a general description of projects/activities that were funded and implemented under the Highway Safety Plan?
		Funding source(s): 402, 405b, 405d

Describe Strengths and Weaknesses: *Programming is comprehensive. As with impaired driving, strong, sustained, integrated programming including, but reaching beyond HVE.*

**Paid Media**  N/A

Page #	Y/N	
8-12, 16,17, 46,47, 51-52	Y	Does the AR provide a general description of projects/activities that were funded and implemented under the Highway Safety Plan?
		Funding source(s): 402, 405b, 405d

Describe Strengths and Weaknesses: *Well thought out plan that reaches state-wide. All paid media is tied to enforcement efforts.*

**Speed** XN/A

Page #	Y/N	
	n/a	Does the AR provide a general description of projects/activities that were funded and implemented under the Highway Safety Plan?
		Funding source(s):

Describe Strengths and Weaknesses: *Speed enforcement is an included aspect of LE enforcement grant activity, but is not a singular, funded effort.*

Safe Communities/Community Traffic Safety Programs		XN/A
Page #	Y/N	
	n/a	Does the AR provide a general description of projects/activities that were funded and implemented under the Highway Safety Plan?
		Funding source(s):
Describe Strengths and Weaknesses:		
Other Program Area:		
Page #	Y/N	
		Does the AR provide a general description of projects/activities that were funded and implemented under the Highway Safety Plan?
		Funding source(s):
Describe Strengths and Weaknesses:		
(c) Financial/GTS Review (For NHTSA Information/Review):		
<p><b>Attach GTS Reports - m. Voucher Match Review Report (select Final Voucher). u. Obligations vs. Expenditures</b></p> <p>Date of GTS Reports: 11-20-15 State has been granted a 90 extension to close out the FY. State is unlikely to accomplish that task within the 90 day extension period due to a budget impasse restricting payment of invoices by the state comptroller.</p>		
<p>Was Final Voucher Reviewed to Determine Amounts Expended on Projects? No final voucher submitted. See above comments.</p>		
<p>Does the State provide expended amounts on all projects listed in the highway safety plan? Yes (to date of last voucher).</p> <p>Note: Project expenditures are only required in FY 14 and beyond as stated in §1200.11(e) Program Cost Summary and List of Projects.</p>		
<p>Is the State compliant with the 40% to local requirement under Section 402 and 154AL and 164AL? If not, explain: Yes – no transfer funds involved.</p>		
<p>Are there major unexpended balances for specific funding categories (for example, Section 1906, Section 405 (e))? If yes, explain: Yes. As noted in section (b) Program Area Analysis. Section 408 SAFETEA-LU, 405c &amp; 405f.</p>		
<p>Is the State compliant with matching requirements for applicable programs? If no, explain: Match reports has not been completed at this time. See first entry above in this section.</p>		

**COMMENTS:** *The state Governor and the leaders of the both chambers of the legislature are at an impasse on passing a budget. By statute the state was required to have a balanced budget in place on July 1, 2015. That did not occur. Until a budget is passed, the state comptroller cannot pay invoices submitted to the state. Therefore, the state cannot submit a reimbursement claim at this time.*

**(d) Target Progress:**

Page #	Y/N	
	N	Does the State specify other measures that would be indicative of program and/or project success toward attainment of the performance measures?
	N*	Can it be determined if the State is progressing toward the attainment of its stated long range performance targets? If no, explain.
Presented through-out	Y**	Does the narrative describe how the projects and activities funded during the Fiscal Year and/or prior years, contributed to meeting the State's highway safety goals as identified in the Highway Plan?
16, 45-50	Y	Did the State conduct the attitude and awareness surveys? Note: These surveys are strongly recommended, not required.
48	Y	Is there any indication that the State used the results from previous attitude and awareness surveys? <i>Outcome evaluations are conducted.</i>
		List any other evaluations that were conducted and obtain a copy of the reports? Note: For NHTSA information/review.

**COMMENTS:** *\*Since FY15 goals/targets as presented in the FY15 HSP were not provided with the FY15 AR, comparison is not possible. The presentation of data in the Core Outcome Measure matrix does not identify actual numbers for each measure. The presentation has only projected figures with a margin of error for FY2014 and FY2015. The state is required to modify the data as required in 23 CFR 1200.35 and submit to the Region 5 office.*

*\*\*No final determination on effectiveness can be made.*

**Implications for Future Planning:**

Based on the AR review, list lessons learned and/or considerations for future HSPs.

**COMMENTS:** *To gain both accuracy and relevancy in assessing effectiveness of programming it would benefit the state, and certainly the readers of the AR, to provide actual figures on core outcome measures and whether or not the state met its goals.*

**Overview of Annual Evaluation Report**

**Strengths:**

- *With modifications to the presentation of goals and Core Outcome Measures and related information, the AR should meet the requirements of S.1200.35.*
- *There is a full accounting (to date) of all projects presented in the HSP.*
- *The AR is concise and does not include superfluous information.*

**Weaknesses:**

- *The report documents a very low level of liquidation in section 405(c) and 405(f) funds. FY2013 funds must be programmed during FY2016 or are subject to unavailability.*
- *Although not required, documentation of coordination with the SHSP would enhance the report.*
- *The state should seek evaluation of ped/bike programs to determine effectiveness.*
- *Lack of clarity on what is being reported in the Core Performance Measures matrix with th upper/lower 70% data.*
- *Failure to compare end of year data with the goals of FY2015 as were presented in the FY15 HSP.*

**Other Comments, Recommendations or Best Practices:**

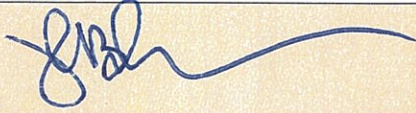
*This AR review is a preliminary review of the AR as the Regional Office is requiring it be amended and resubmitted to meet the requirements of 1200.35.*

*The SHSO has been granted a 90 extension on closeout and need to request an addition extension due to a budget impasse in the State government. The fiscal year is not closed at this time.*

<b>Reviewer Signature</b>	<b>Date</b>
---------------------------	-------------

Upon completion of form, attach draft approval letters and submit to DRA & RA

**DRA/RA Comments:**

<b>DRA Signature</b>		<b>Date:</b>	2/22/2016
----------------------	---	--------------	-----------

<b>RA Signature</b>		<b>Date:</b>	2/22/2016
---------------------	---	--------------	-----------







U.S. Department  
of Transportation

**National Highway  
Traffic Safety  
Administration**

Region 5  
Illinois, Indiana, Michigan,  
Minnesota, Ohio, Wisconsin

4749 Lincoln Mall Drive, Suite 300B  
Matteson, IL 60443-3800

Phone: 708-503-8822  
Fax: 708-503-8991

February 22, 2016

Jared Thornley, Director  
Division of Traffic Safety  
Illinois Department of Transportation  
1340 N. 9<sup>th</sup> Street  
Springfield, IL 62766-0001

Dear Director Thornley:

We have reviewed Illinois' FY 2015 Annual Report (AR), which describes the State's progress in meeting its highway safety goals, as received on December 31, 2015.

In recognition of the State's budgetary impasse under which the Division of Traffic Safety (DTS) now operates, we will only address the programmatic aspects of the AR at this time. Following the fiscal year closeout and posting of the final voucher, DTS must submit the completed fiscal report for our review.

Based on this submission of programmatic reporting, we do not find the AR to be in compliance with the requirements of the Section 402 program (23 CFR Part 1200.35).

*§ 1200.35 Annual Report. Within 90 days after the end of the fiscal year, each State shall submit an Annual Report describing—*

*(a) A general assessment of the State's progress in achieving highway safety performance measure targets identified in the Highway Safety Plan*

As submitted, the report does not provide information on achieving the goals and targets of the FY 2015 Highway Safety Plan (HSP) of the DTS. The report presents goals of FY2016 versus the required FY2015 goals.

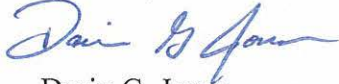
In addition, to facilitate measurement of the DTS' tangible success in achieving progress when data are presented in a matrix format as seen on page 4 of the AR, it is suggested that prediction limits measuring the upper and lower 70<sup>th</sup> percentile be excluded. The DTS should refer to the National Highway Traffic Safety Administration (NHTSA) publication DOT HS 811025, August 2008, "Traffic Safety Performance Measures for States and Federal Agencies" which makes clear the agreement between the NHTSA and the Governors Highway Safety Administration on reporting core performance measures.



It is required that the DTS submit the information as noted above to meet the requirements of 23 CFR Part 1200.35(a). Please provide necessary corrections to the AR to this office by March 7, 2016.

If we can be of assistance to you in this matter please do not hesitate to contact your NHTSA Region 5 Program Manager.

Sincerely,

A handwritten signature in blue ink, appearing to read "Darin G. Jones".

Darin G. Jones  
Regional Administrator