



Iowa Annual Evaluation Report

Iowa Department of Public Safety
Governor's Traffic Safety Bureau

FFY 2014



Mission Statement:

To identify traffic safety problems and thereon develop and implement traffic safety programs designed to reduce death and injury on Iowa's streets and highways through partnership with local, county, state and private sector agencies.

Executive Summary

The 2014 Annual Evaluation Report of the Governor's Traffic Safety Bureau (GTSB) summarizes the use of Section 402 and 405 federal highway safety funds allocated to the state of Iowa and provides information as to the status of performance measures identified within the FFY 2014 Highway Safety Plan.

The GTSB is a subdivision of the Iowa Department of Public Safety and is responsible for managing the federal funds awarded to the state and works closely with the National Highway Traffic Safety Administration (NHTSA) to administer traffic safety programs. The Iowa Department of Public Safety Commissioner, Larry L. Noble, serves as the Governor's Representative for Highway Safety. Patrick Hoyer serves as Bureau Chief of the GTSB and administers Iowa's highway safety program.

During FFY 2014, the GTSB managed 308 contracts totaling \$6,173,140. Funding supported efforts implemented to improve traffic safety and driving behaviors in the areas of occupant protection, impaired driving countermeasures, police traffic services, traffic records, distracted driving, and teen driving,

After extensive analysis of crash data to determine problematic areas, contracts were developed with state, local, and non-profit organizations. Efforts by these partners focused on traffic enforcement, education, and awareness to improve driving behaviors with the ultimate goal to reduce death and serious injuries on Iowa's roadways.

The GTSB continues strong partnerships with the Iowa Department of Transportation, Federal Highway Administration, Federal Motor Carrier Safety Administration, and other traffic safety partners to identify safety strategies and countermeasures to provide a positive impact in changing driving behaviors and improving infrastructure. The GTSB has strategies and countermeasures that are uniform with the State Strategic Highway Safety Plan.

At the time of this report was prepared (12/26/2014), 319 traffic fatalities had occurred in the state of Iowa during calendar year 2014.

Highway Safety Office Overview

Federal funds authorized to the state of Iowa under SAFETEA-LU (Safe Accountable Flexible Efficient Transportation and Equity Act: A Legacy for Users) and MAP-21 (Moving Ahead for Progress in the 21st Century) were granted to city, county, and state entities, along with universities, medical facilities and non-profit agencies. All stakeholders shared the goal to reduce traffic fatalities, serious injuries, and property damage throughout the state of Iowa.

Staff Members and Areas of Expertise/Responsibility

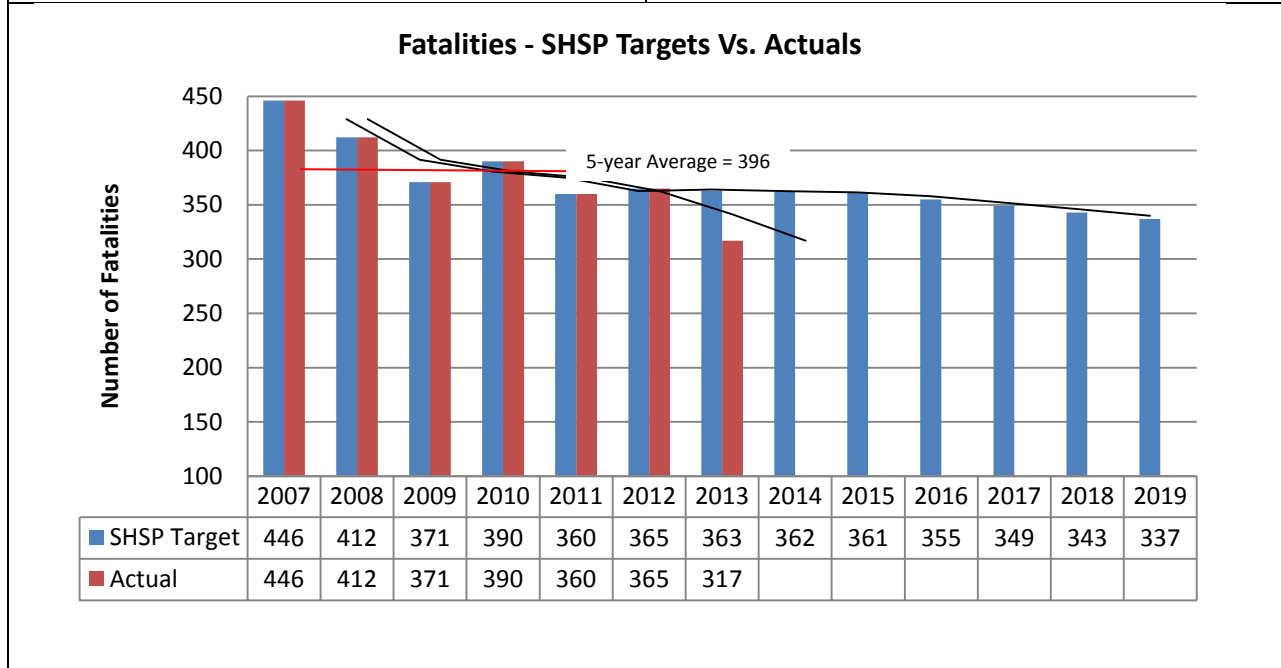
<p>Patrick Hoyer Bureau Chief 515/725-6120 hoyer@dps.state.ia.us Program Oversight, Staff Supervision, Liaison to Office of the Commissioner of Public Safety, NHTSA – Region 7, and GHSA, and SHSP Implementation Team</p>	<p>Denny Becker Program Administrator / Alcohol Program Coordinator 515/725-6128 becker@dps.state.ia.us Impaired Driving Issues and Projects, Program Administrator for Grants</p>
<p>Sandy Bennett Compliance Officer 515/725-6122 bennett@dps.state.ia.us Policies, Training, Annual Conference, State Fair, Motorcycles, Speed and Program Administrator for Grants</p>	<p>Ihla Hochstetler Office Coordinator 515/725-6134 hochstet@dps.state.ia.us GTSB Resource Materials, Inventory Management, DRE Board Secretary, Office Supplies, and Staff Support</p>
<p>Randy Hunefeld sSTEP Coordinator 515/725-6124 hunefeld@dps.state.ia.us sSTEP Coordinator, Police Traffic Services, Multi-Disciplinary Safety Teams, and Program Administrator for Grants</p>	<p>Jim Meyerdirk DRE Coordinator 515/725-6125 meyerdir@dps.state.ia.us State DRE Coordinator, ARIDE, Law Enforcement Liaison, and Program Administrator for Grants</p>
<p>Mick Mulhern Youth Coordinator 515/725-0148 mulhern@dps.state.ia.us Youth Issues and Projects, Facebook/Social Media, and Program Administrator for Grants</p>	<p>Mark Nagel Occupant Protection Coordinator 515/725-6126 nagel@dps.state.ia.us Safety Belt and Child Restraints, Air Bags, Injury Prevention, School Bus, Older Driver, Bicycle, Pedestrian, and Program Administrator for Grants</p>
<p>Jennifer Parsons Program Administrator / Distracted Driving Coordinator 515/725-6127 parsons@dps.state.ia.us Distracted Driving Issues, Rural Roadway Safety, and Program Administrator for Grants</p>	<p>Joanne Tinker Program Evaluator and Traffic Records Coordinator 515/725-6134 jtinker@dps.state.ia.us Program Evaluation, Traffic Records Coordinator, STRCC Co-Chair, Problem Identification, Highway Safety Plan and Funding Applications, Annual Report, and SHSP Implementation Team</p>
<p>Amy Van Gundy Financial Manager 515/725-6130 vangundy@dps.state.ia.us Budget Preparation/Oversight, Claims Processing, Cost Summaries, Federal Grant Tracking System, Audit File Management, Travel Claim Processing, Vendor File Maintenance, Equipment Inventory, and Contractor Claim Reimbursement</p>	<p>Cinnamon Weinman Grants Administrator 515/725-6121 weinman@dps.state.ia.us Grant Management and Oversight, Web Grant Issues, Program Reporting and Deadlines, and Staff Travel</p>

NHTSA TRAFFIC SAFETY CORE PERFORMANCE MEASURES

The National Highway Traffic Safety Administration and the Governor’s Highway Safety Association (GHSA) has agreed upon a minimum set of performance measures for the development and implementation of highway safety plans as indicated below.

Number of Traffic Fatalities (C-1)

Target: Reduce traffic fatalities 15% from the 2007 – 2011 average of 396 to 337 by January 1, 2020.	Result: Traffic Fatalities decreased 19.91% from the 2007-2011 calendar base year average of 395.8 to 317.
---	---



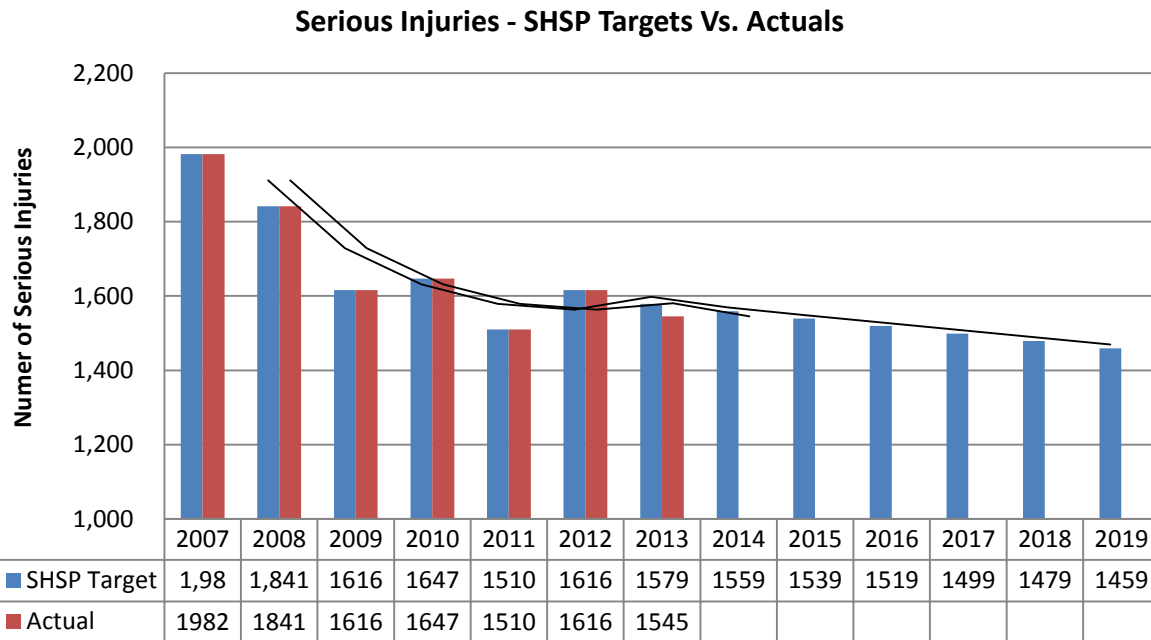
In 2013, Iowa recorded 317 traffic fatalities. Although traffic fatalities have decreased over 65% since 1970, each fatality is a tragic event. Between 2012 and 2013, Iowa continued the downward trend with a 13.15% decrease in the number of fatalities. The target to reduce fatalities by 15% by January 1, 2010, accounts for approximately a reduction of 6 fatalities per year.

The target goal in the number of traffic fatalities was set in cooperation and continuous partnerships of the Iowa Department of Transportation, the Iowa Department of Public Safety/Governor’s Traffic Safety Bureau, and other traffic safety professionals including the Federal Highway Administration and Federal Motor Carrier Safety Administration during the State Strategic Highway Safety Plan revision in 2013. Traffic safety partners analyzed five years of data (2007-2011) when setting the target. The target for the number of fatalities was aligned with the revised SHSP and the FFY 2014 HSP.

Number of Serious Injuries (C-2)

Target: Reduce serious injuries 15% from the 2007 – 2011 average of 1,717 to 1,459 by January 1, 2020.

Result: Serious injuries decreased 10.02% from the 2007 – 2011 calendar base year average of 1,717 to 1,545.

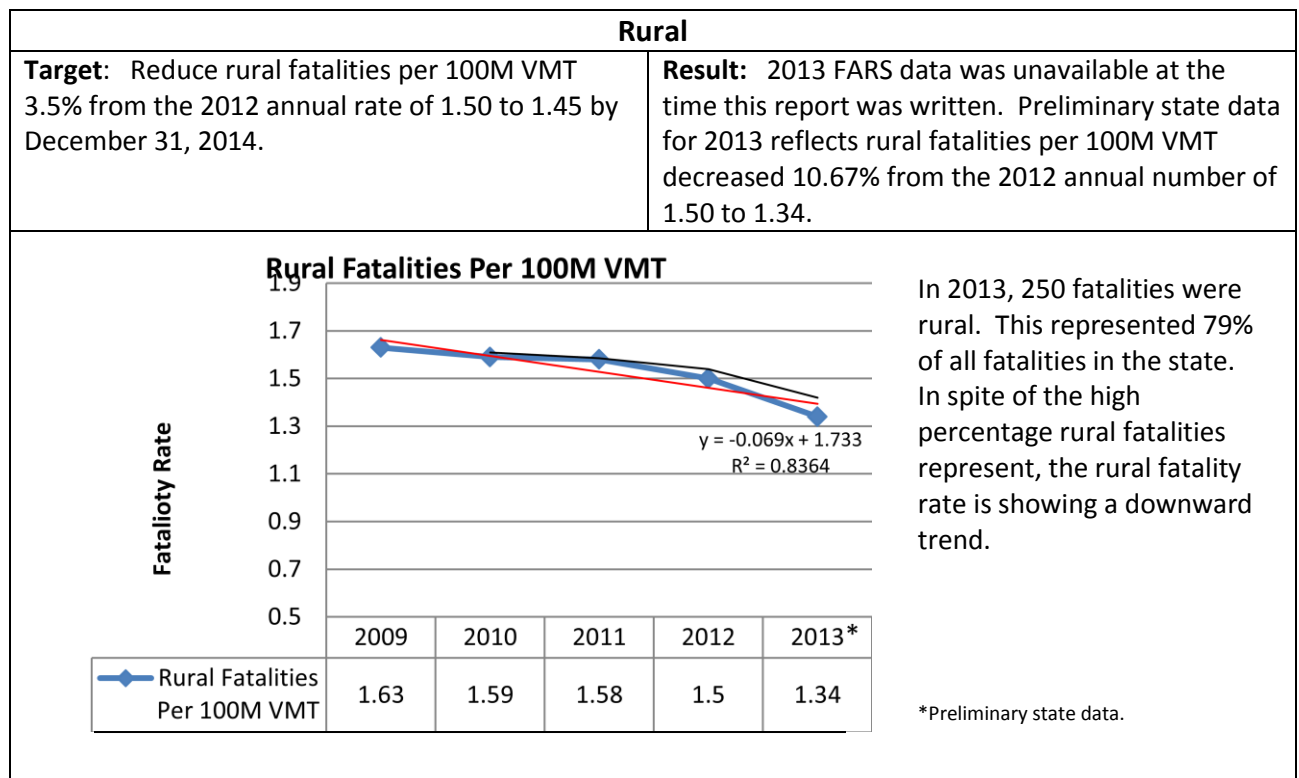
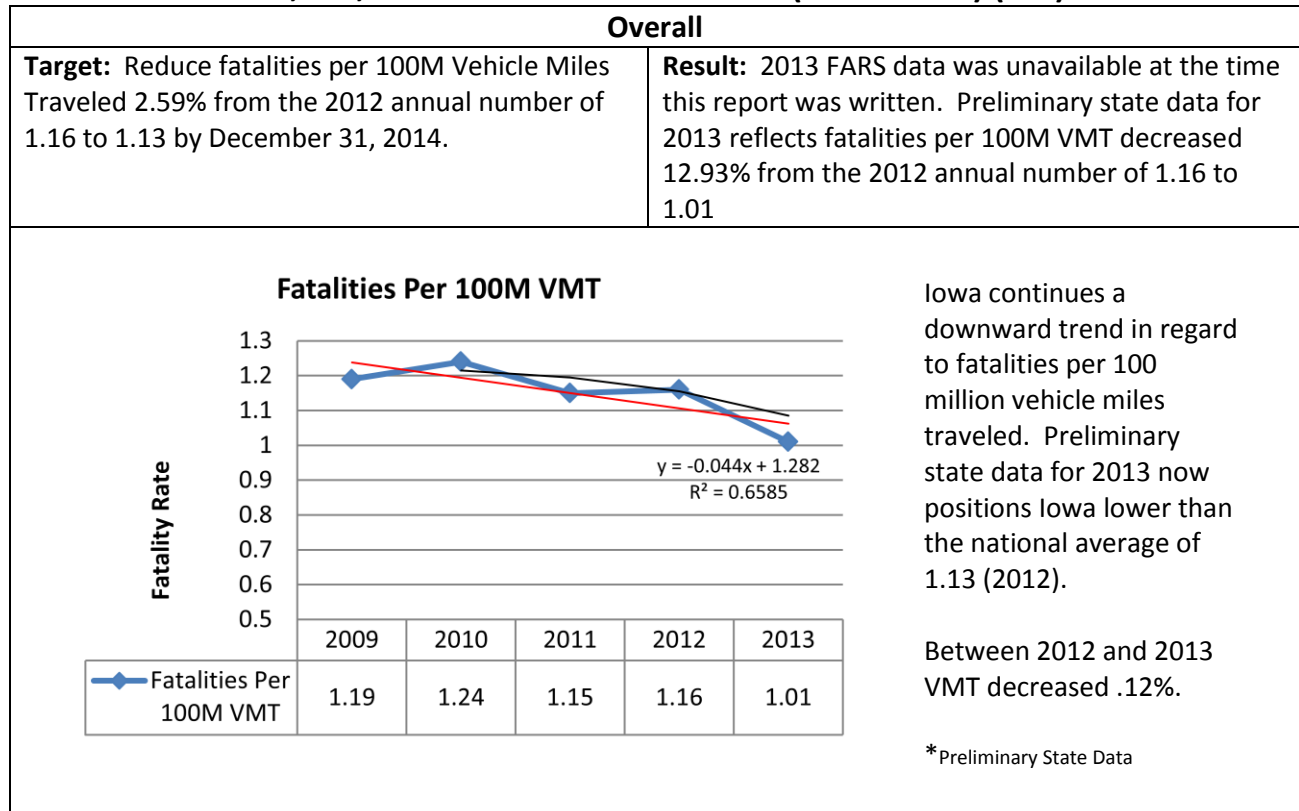


Source: Iowa Department of Transportation

Between 2012 and 2013 there was a 4.39% decrease in the number of serious injuries which keeps Iowa in line to meet the January 1, 2020 target of 1,459.

The target goal in the number of traffic fatalities was set in cooperation and continuous partnerships of the Iowa Department of Transportation, the Iowa Department of Public Safety/Governor’s Traffic Safety Bureau, and other traffic safety professionals including the Federal Highway Administration and Federal Motor Carrier Safety Administration during the State Strategic Highway Safety Plan revision on 2013. Traffic safety partners analyzed five years of data (2007 – 2011) when setting the target. The target for the number of serious injuries was aligned with the revised SHSP and the FFY 2014 HSP.

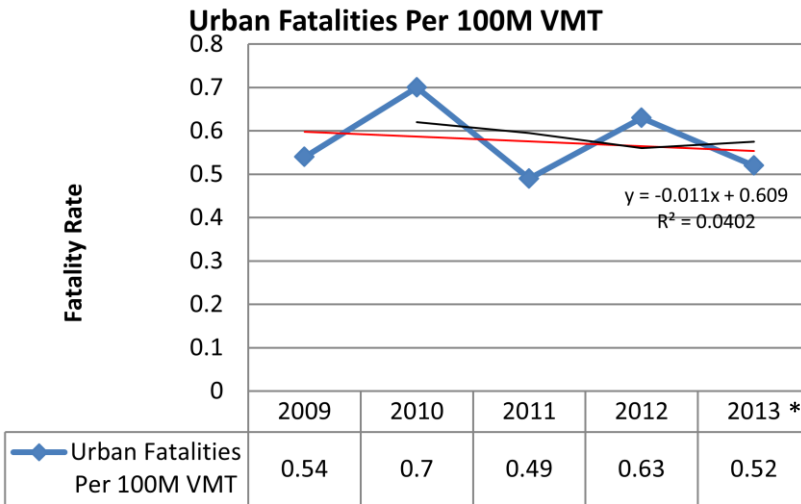
Fatalities Per 100,000,000 Vehicle Miles Traveled (100M VMT) (C-3)



Urban

Target: Reduce the 2012 annual urban fatalities per 100M VMT of .63 by 5.1% to an annual figure of .59 by December 31, 2014.

Result: 2013 FARS data was unavailable at the time this report was written. Preliminary state data for 2013 reflects urban fatalities per 100M VMT decreased 17.46% from the 2012 annual number of .63 to .52.



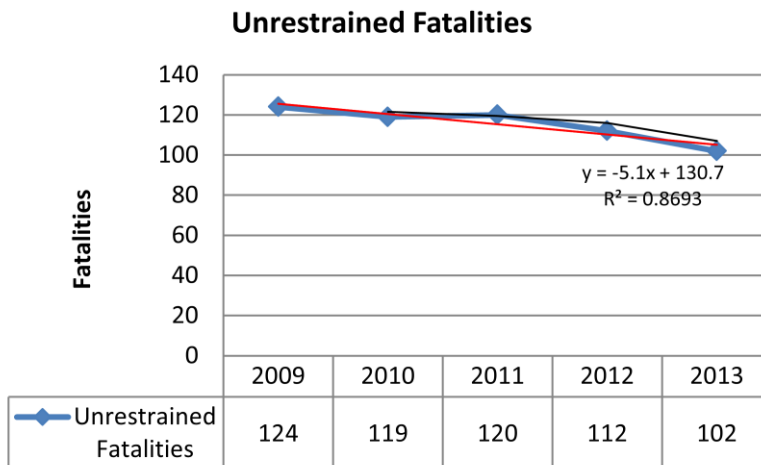
In 2013, 67 fatalities were rural. This represented 21% of all fatalities in the state. A 5-year linear trend line shows the urban fatality rate is remaining quite steady.

*Preliminary state data.

Unrestrained Passenger Vehicle Occupant Fatalities / All Seat Positions (C-4)

Target: Reduce unrestrained vehicle occupant fatalities 7.14% from the 2012 annual number of 112 to 104 by December 31, 2014.

Result: Unrestrained vehicle occupant fatalities decreased 8.93% from the 2012 annual number of 112 to 102.

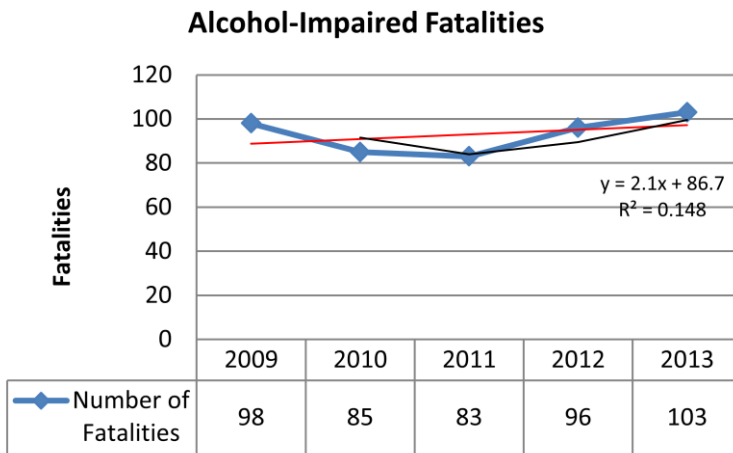


In 2013 there were 237 passenger vehicle occupant fatalities. Iowa is experiencing a downward 5-year trend in the number of unrestrained passenger vehicle occupant fatalities. However, in spite of the trend, in 2013 over 43% of passenger vehicle occupant fatalities were unrestrained with an additional 11.4% recorded as "unknown".

Alcohol-Impaired Driving Fatalities (C-5)

Target: Reduce alcohol-impaired driving fatalities 2.08% from the 2012 annual number of 96 to 94 by December 31, 2014.

Result: Alcohol-impaired driving fatalities increased 7.29% from the 2012 annual number of 96 to 103.



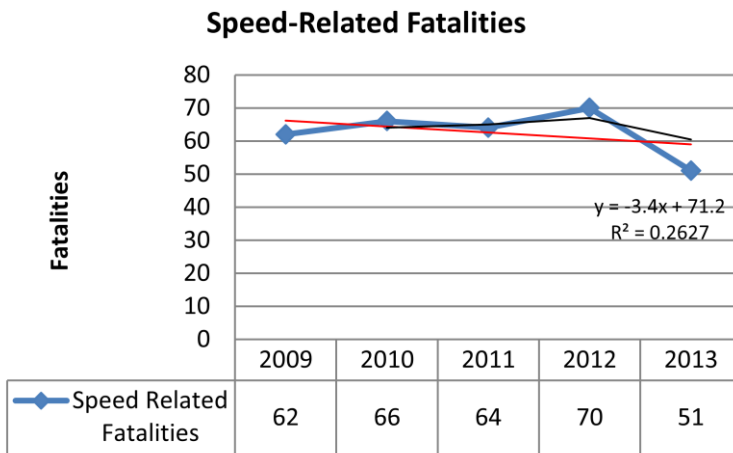
The 5-year linear trend line depicts a gradual increase in alcohol-impaired fatalities.

Iowa continues to increase BAC testing on driver fatalities and will be expanding the ability to conduct toxicology screens for drugs within the state crime laboratory to further understand Iowa's impaired driving issues.

Speed-Related Fatalities (C-6)

Target: Reduce speed-related fatalities 7.14% from the 2012 annual number of 70 to 65 by December 31, 2014.

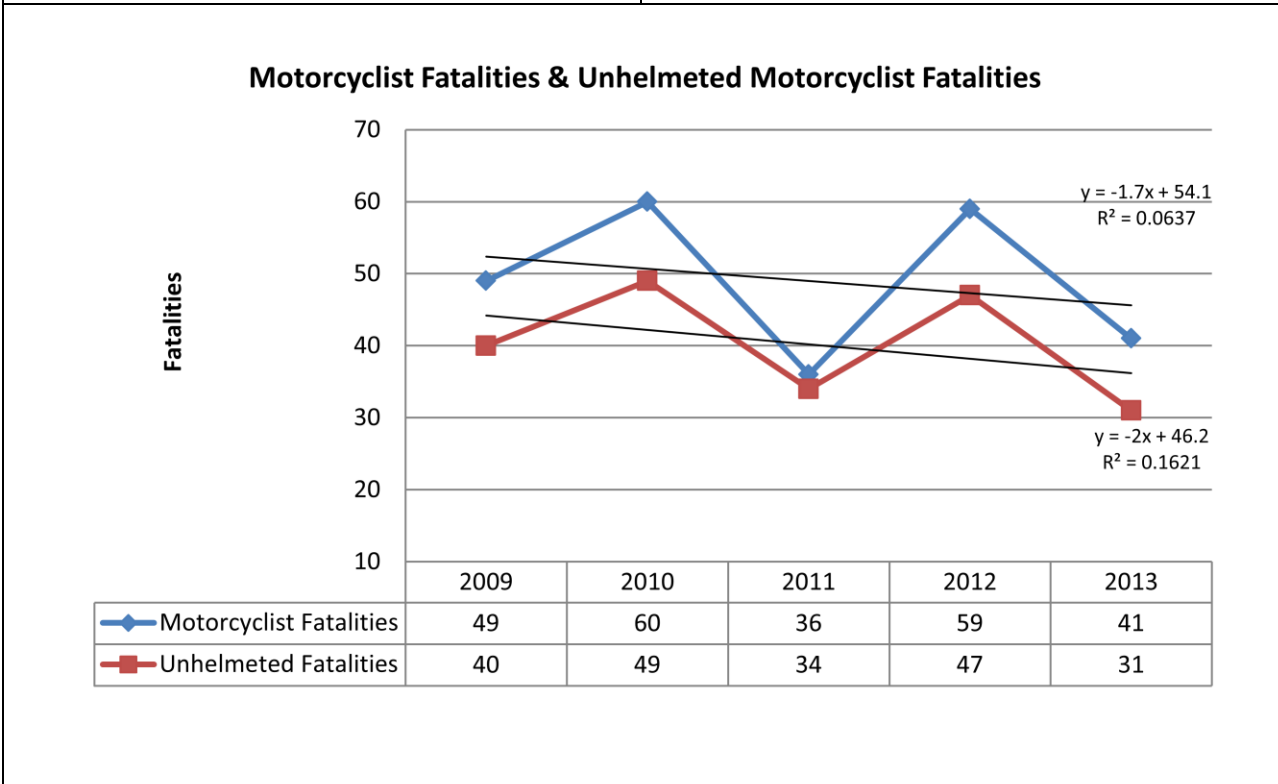
Result: Speed-related fatalities reduced 27.14% from the 2012 annual number of 70 to 51.



Between 2012 and 2013, Iowa saw a reduction of speed-related fatalities. In spite of the reduction, speed continues to be a common contributing factor in fatal and serious injury crashes.

Motorcycle Fatalities (C-7) / Unhelmeted Motorcyclist Fatalities (C/8)

<p>Target: Reduce motorcyclist fatalities 5.08% from the 2012 total of 59 fatalities to 56 by December 31, 2014.</p>	<p>Result: Motorcyclist fatalities decreased 30.51% from the 2012 total of 59 to 41.</p>
<p>Target: Reduce unhelmeted motorcyclist fatalities 4.66% from the 2006 – 2010 5-year average of 47.2 to 45 by December 31, 2014.</p>	<p>Result: Unhelmeted motorcyclist fatalities decreased 34.04% from the 2006 – 2010 5-year average of 47.2 to 31.</p>



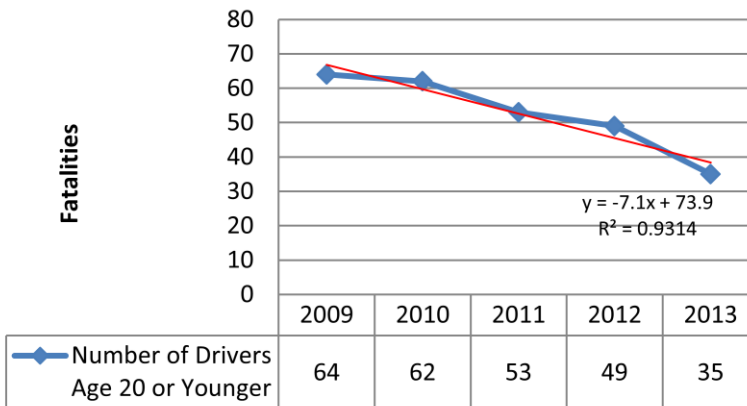
The 5-year trend line shows a slight overall decrease supported strongly by 2011 data. A definite correlation lies between the number of motorcyclist fatalities and unhelmeted motorcyclist fatalities.

Drivers Age 20 or Younger Involved in Fatal Crashes (C-9)

Target: Reduce drivers age 20 or younger involved in fatal crashes 8.16% from the 2012 annual number of 49 to 45 by December 31, 2014.

Result: Drivers age 20 or younger involved in fatal crashes reduced 28.57% from the 2012 annual number of 49 to 35.

Number of Drivers Age 20 or Younger



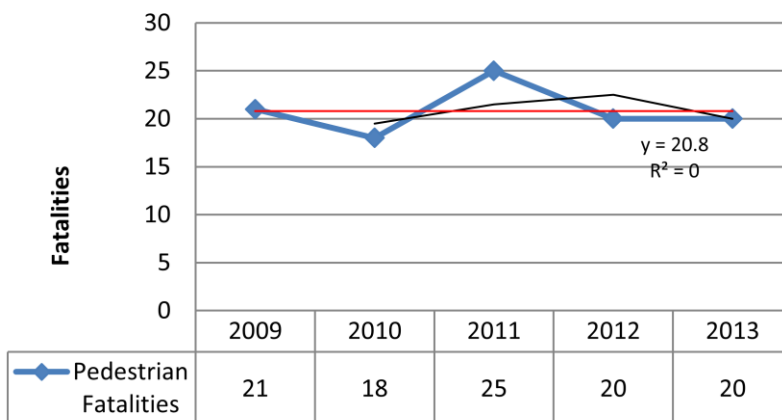
Over the past 5 years, Iowa has recorded a 45.31% decrease in the number of drivers age 20 or younger involved in fatal crashes. Although the state is experiencing a decrease in young driver fatalities, Iowa will continue to focus efforts in this area.

Pedestrian Fatalities (C-10)

Target: Reduce the 5-year average of pedestrian fatalities by 5.00% from 20 in 2012 to 19 in 2014.

Result: Pedestrian fatalities in 2013 remained at 20.

Pedestrian Fatalities



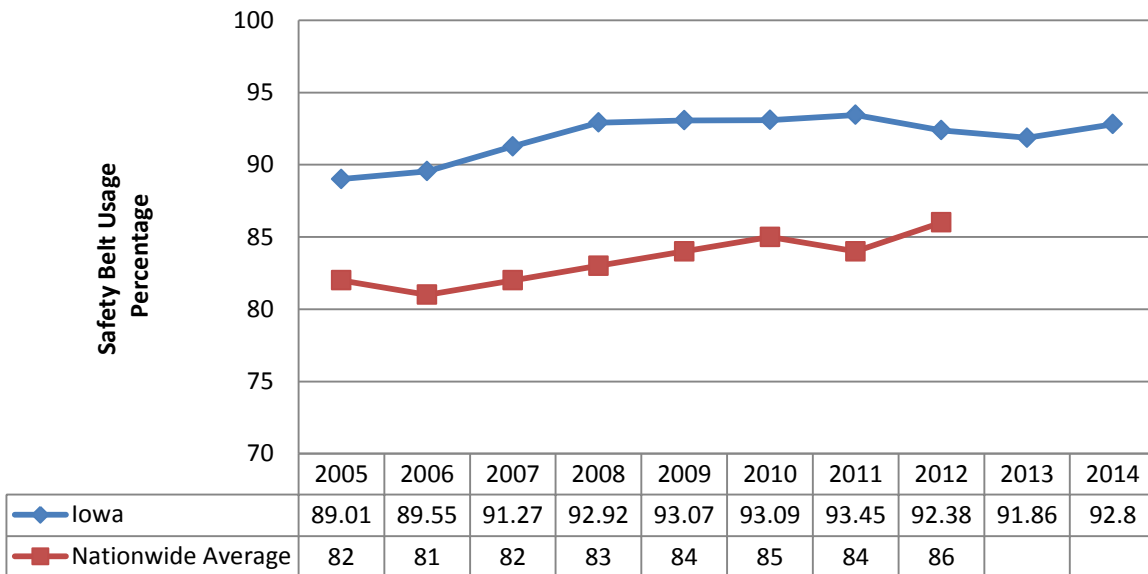
Over the past five years there has been an average of 20.8 pedestrian fatalities per year. The 5-year trend line remains consistent during the period.

NHTSA Core Behavior Measures Observational Safety Belt Usage Survey– (B-1)

Target: Increase the statewide safety belt usage rate .671% from the 2012 observational survey rate of 92.38% to 93% for the 2014 survey.

Result: The statewide observational safety belt usage rate increased .454% from the 2012 rate of 92.38% to 92.8%.

Safety Belt Usage Rate - Iowa Vs. National Average



Annually the GTSB is required to report the results of an observational safety belt usage survey for the state of Iowa. The survey methodology in which data is collected is consistent with NHTSA’s “Uniform Criteria for State Observational Surveys of Seat Belt Use” (Federal Register Vol. 76, No. 63, April 2011, Rules and Regulations, pp. 18042-18059). The 2014 survey was conducted by Iowa State University, Survey and Behavioral Research Services (SBRS), 13-405, Task 11.

Iowa is divided into 99 counties. Seventy (70) of those counties account for 87.6% of the passenger vehicle crash-related fatalities according to the NHTSA’s Fatality Analysis Reporting System (FARS) averages for the period of 2005-2009. The survey subsample was drawn from those 70 counties which resulted in 75 sites within 15 counties. Roads were identified by the U.S. Department of Transportation, Federal Highway Administration (FHWA) Federal Functional Classification as primary (interstate), secondary roads (other principal arterial and minor arterial), and local roads (major collector, minor collector, and local). In addition eligible road were divided into road segments stratified by available descriptive information. A stratified probability proportional to size (PPS) sample was employed to select the road segments to be used as observational sites. The target population of this study included all drivers and right-front passengers of all passenger vehicles that travel on Iowa’s public roadways between 7:00 a.m. to 6:00 p.m. in all days of the calendar year 2014. Passenger vehicles are defined by Criterion 1340.3 as motor vehicles with a gross vehicle weight rating of less than 10,000 pounds. The population parameter of interest was the safety belt usage rate. The safety belt use rate was defined as

the rate of the miles that members of the target populations traveled while wearing safety belts to the miles that all members in the target population traveled with or without belt use.

After two days of “Data Collector and QC Monitor Training”, the 2014 survey was conducted June 18 through June 24, 2014, with one rescheduled observation on June 20, 2014. Data collection resulted in the observation of 12,692 passenger vehicles, with a right front seat passenger in 4,876 of those vehicles, for a total of 17,568 potential observations of belt use. Of the 17,568 potential observations, there were 11,733 drivers and 4,380 right front passengers who were observed to be wearing seat belts, for a total of 16,113 seat belt users. Seat belts were not worn by 657 drivers and 318 right front passengers for a total of 975 unbelted. Collectors were unable to observe the seat belt use of 302 drivers and 178 passengers for a total of 480 unknown. Federal regulations require the calculation of seat belt use to be conducted with weighted data as described in the approved survey plan. **Based on the weighted data, Iowa’s overall seat belt use rate is 92.8% with an estimated standard error of 0.0061(± 1%).** This represents an increase of 1.02% from the 2013 survey.

Iowa’s 2014 observational usage rate of 92.8% remains above the national average of 86% (2012). With a usage rate above 90% Iowa maintains the position of a “high belt use state” for purposes of qualifying for MAP-21, Section 405(b) funding.



Public Awareness / Attitude Survey – (B-2)

Iowa started conducting Public Awareness/Attitude Surveys of licensed drivers in 2010 with the objective to focus on driving patterns and effectiveness of media campaigns which are centered on the national mobilization and high-visibility efforts.

Iowa State University, Survey and Behavioral Research Services was granted Section 402 funding (Project # 14-402-MOOP, Task 06) to conduct the survey in accordance with the recommendations agreed upon by the NHTSA-GHSA (Governor’s Highway Safety Association) working groups. Annually the survey has been conducted between the hours of 8:30 a.m. and 5:00 p.m. at Iowa Department of Transportation Driver Licensing Offices in five locations throughout Iowa: Ankeny, Carroll, Cedar Rapids, Council Bluffs, and Fort Dodge. The survey was voluntary and anonymous and consisted of 19 questions. The yearly goal was to survey a minimum of 500 licensed drivers. 713 individuals were surveyed in 2014.

The following is a synopsis of the 2014 survey.

2014 Survey Questions and Summarized Results		
	Question:	Results:
1.	<i>How often do you use safety belts when you drive or ride in a car, van, sport utility vehicle, or pick-up?</i>	In 2014, 85.97% responded they always use a safety belt with an additional 9.82% indicating they nearly always were a safety belt.
2.	<i>In the past <u>30 days</u>, have you read, seen, or heard about safety belt enforcement by any law enforcement agency?</i>	In 2014, 53.72% responded they had read, seen or heard about speed enforcement by any law enforcement agency in the past 30 days.
3.	<i>In the past <u>30 days</u>, have you read, seen, or heard about night-time traffic enforcement by any law enforcement agency?</i>	75.75% of respondents indicated they had not read, seen, or heard about night-time traffic enforcement by any law enforcement agency in the past 30 days.
4.	<i>What do you think your chances are of getting a ticket if you don't wear your safety belt?</i>	41.09% of respondents thought the chances of getting a safety belt ticket was "very likely" with an additional 40.95% indicating it was "somewhat likely".
5.	<i>Do you think the new law requiring everyone under the age of 18 to be buckled up regardless of their seating position in a vehicle is a good law? (Enacted July 1, 2010)</i>	An overwhelming 90.18% of respondents in 2014 believed the law to have everyone under 18 buckled up regardless of seating position is a good law.
6.	<i>On a local road with a 25 mph speed limit, how often do you drive faster than 35 mph?</i>	In 2014, over 81% of respondents indicated they "rarely" or "never" drive faster than 35 on a local road with a 25mph speed limit.
7.	<i>On a road with a 65 mph speed limit, how often do you drive faster than 75 mph?</i>	82.46% of respondents indicated they "rarely" or "never" drive faster than 75 on a road with the posted speed of 65 mph. 5.33%, however, responded that "most of the time" they drive over 75.
8.	<i>In the past <u>30 days</u>, have your read, seen, or heard about speed enforcement by any law enforcement agency?</i>	Responses about reading, seeing or hearing about speed enforcement were fairly equal with 52.73% indicating they had, and 47.27% responding they had not.
9.	<i>What do you think the chances are of getting a ticket if you drive over the speed limit?</i>	40.39% of the respondents thought it was "very likely that you would get a ticket if you drive over the speed limit. Another 49.65% thought it was "somewhat likely" for someone to get a ticket for speeding.
10.	<i>In the past <u>30 days</u>, how many times have you driven a vehicle within 2 hours after drinking alcoholic beverages?</i>	An overwhelming 83.87% responded within the past 30 days they had not driven a vehicle within 2 hours after drinking alcoholic beverages.
11.	<i>In the past 30 days, have you read, seen, or heard about drunk driving enforcement by any law enforcement agency?</i>	In 2014, over 63% of respondents indicated within the past 30 days they had read, seen, or heard about drunk driving enforcement by any law enforcement agency.
12.	<i>What do you think the chances are of someone getting arrested if they drive after drinking?</i>	Over 50% of respondents thought it was "very likely" someone would get arrested if they drive after drinking. Another 39.69% thought it would be "somewhat likely".
13.	<i>How often do you drive on gravel roads?</i>	Responses in regard to the frequency of driving on gravel roads varied but the majority indicated "once a month" (26.51%) followed closely by "once a year"

		(26.37%).																
14.	<i>How often do you drive on rural hard surface roads?</i>	In 2014, 43.20% of respondents indicated they drive on rural hard surface roads on a daily basis.																
15.	<i>How often do you use a cell phone when you drive?</i>	Responses in regard to the frequency of using a cell phone when driving varied with "always" reflecting 7.29% and "sometimes" reflected 28.33%.																
16.	<i>How often do you text or email when you drive?</i>	63.67% responded they "never" text or use email when driving.																
17.	<i>Gender</i>	45.3% male; 54.0% female; 0.70 missing																
18.	<i>Age</i>	<table border="0"> <tr> <td>Under 21</td> <td>13.18%</td> <td>60-74</td> <td>13.46%</td> </tr> <tr> <td>21 – 25</td> <td>9.82%</td> <td>75 or older</td> <td>5.33%</td> </tr> <tr> <td>26-39</td> <td>21.74%</td> <td>Missing</td> <td>0.84%</td> </tr> <tr> <td>40-59</td> <td>35.62%</td> <td></td> <td></td> </tr> </table>	Under 21	13.18%	60-74	13.46%	21 – 25	9.82%	75 or older	5.33%	26-39	21.74%	Missing	0.84%	40-59	35.62%		
Under 21	13.18%	60-74	13.46%															
21 – 25	9.82%	75 or older	5.33%															
26-39	21.74%	Missing	0.84%															
40-59	35.62%																	

The complete findings of the 2014 Public Awareness/Attitude Survey is provided in ATTACHMENT A.

Activity Measures / Grant-Funded Activity

A-1	Safety Belt Citation	2014 = 7,910
A-2	OWI Arrests	2014 = 5,278
A-3	Speed Citations	2014 = 51,189

Alcohol-Impaired / Impaired Driving

Program Overview: The FBI's Uniform Crime Report indicates over 1.28 million drivers nationwide were arrested in 2012 for driving under the influence of alcohol or narcotics. This is an arrest rate of 1 for every 164 licensed drivers in the United States. In 2013, nationally more than 10,000 people died in alcohol-impaired driving (.08+) crashes – one every 52 minutes (Traffic Safety Facts, 2013 Data, December 2014, DOT HS 812 102). These are serious statistics that threaten the lives of all who utilize public roadway systems throughout the country.

During FFY 2014, the GTSB utilized a combination of federal Section 402 and Section 405(d) monies to provide impaired driving enforcement funding support to 90 local law enforcement agencies, the Iowa State Patrol, and to three communication centers that provide dispatch support for law enforcement agencies.

Targets:

- ✓ Certify an additional 12 officers through the Drug Recognition Expert (DRE) program.
- ✓ Train a minimum of 300 law enforcement officers in Advanced Roadside Impaired Driving Enforcement (ARIDE).
- ✓ Reduce alcohol-impaired fatalities 2.08% from the 2012 annual number of 96 to 94 by December 31, 2014.

Strategies:

- ✓ Host a 2-week DRE Training School and 1-week hands-on training to certify officers.
- ✓ Provide ARIDE training at various locations throughout the state.
- ✓ Provide law enforcement agencies funding for overtime and equipment purchases specific to impaired driving.
- ✓ Provide legal update trainings to officers and prosecuting attorneys.

Results:

- ✓ Alcohol-impaired driving fatalities increased 7.29% from the 2012 annual number of 96 to 103.

During the spring of 2014, the GTSB developed and “Impaired Driving Blueprint” as a means to review current efforts to address impaired driving and identify where Iowa should consider making changes to tackle this deadly issue. The blueprint identifies seven areas that have the most potential to affect impaired driving fatalities in the state of Iowa: legislation, enforcement, toxicology, public awareness/education, prosecution/judicial, data/traffic records, and research. Impaired driving is also included as one of the main safety areas being addressed in the State Strategic Highway Safety Plan (SHSP). Several key agencies will partner with GTSB in respect to the areas identified in the blueprint including the Iowa Department of Public Safety/Iowa State Patrol, Iowa Department of Transportation, Iowa Department of Public Health, Iowa Law Enforcement Academy, Iowa Attorney General's Office, and the State of Iowa Medical Examiner.

Also in the spring of 2014, the Iowa Division of Criminal Investigation (DCI), Criminalistics Laboratory, secured a liquid chromatography tandem – mass spectrometer (LC/MS/MS) for blood and urine drug work utilizing Section 405(c) funding. The current baseline for blood drug cases being tested by the DCI Laboratory is zero (0) as Iowa currently is not testing toxicology screens for drugs in blood without sending such cases to outside laboratories. The DCI Laboratory is in the process of working on validation methods for THC in blood. Once validation is completed, all blood cases submitted to the DCI

Laboratory will be screened for blood alcohol and THC. With the acquisition of the new LC/MS/MS laboratory personnel will continue developing method validations for other drugs while continuing regular casework. Through a combination of alcohol/drug testing, fields added to the updated crash form (to be implemented January 2015), and the validation enhancements in TraCS 10, Iowa can significantly increase the accuracy, completeness, timeliness, and uniformity of Iowa's crash data. Funding has been secured for FFY 2015 for a laboratory technician to assist criminalists with cases. Data indicates that in 2011, only 11.2% of drivers killed in major vehicle crashes were tested for drugs (NCSA Information Services Branch, 12/2013). With expansion of legalized marijuana throughout the country, it is anticipated the detection of cannabis and other drugs, including misuse of prescription medication, will become more prevalent in traffic crashes.

Iowa continues to increase BAC testing on driver fatalities. 2011 data reflected 25% of Iowa driver fatalities were reported with known BAC results. Preliminary state data for 2013 indicates an increase to approximately 50% of driver fatalities with known BAC results.

Throughout FFY 2014, Iowa continued specialized training by sponsoring Advanced Roadside Impaired Driving Enforcement (ARIDE) and Drug Recognition Expert (DRE) trainings for law enforcement officers throughout the state.

**Section 402 Funding
Project Summaries / Achievements**

Iowa Law Enforcement Academy **Project # 14-402-MOAL, Task 05-00-00**

Training opportunities for Iowa law enforcement personnel was provided through programs with the Iowa Law Enforcement Academy. The following table summarizes the classes and the number of students.

Name of Class	Number of Students	Number of Classes
OWI / Implied Consent & SFST Updates	754	30
Street Intoxication	131	4
SFST Instructor	40	2
SFST Instructor Recertification	39	7
Radar / Lidar Instructor	10	1
Radar / Lidar Instructor Recertification	17	1
Drug Recognition for Street Officers	176	6
Occupant Protection (Ops/TOPS)	204	7
Motor Vehicle Law	593	21
Radar Enforcement	400	14
Community Relations	179	6
Live Drinkers	175	6
Taped Drinkers	175	6
OWI Scenarios	175	6
Officer Discretion	146	5
Chiefs & Sheriff's - Presentation	105	1
Peace Officer Management Rights	24	1
Jail Schools	59	2
TOTAL	3,402	133

Iowa Department of Public Safety**Division of Criminal Investigation (DCI) Laboratory****Project # 14-402-M0AL, Task 02-00-00**

The Division of Criminal Investigation Criminalistics Laboratory is a vital part of Iowa's alcohol impairment program by providing support to all Iowa law enforcement agencies through the laboratory's breath alcohol section and toxicology section. The DCI Laboratory's certifies and maintains approximately 160 Datamaster DMT instruments covering all of Iowa's 99 counties. Overtime funding by this contract has been invaluable in allowing the laboratory staff to travel across the state and perform their certification duties in addition to funding stock repair parts including dry gas tanks. The DCI also continues to maintain a website application (<https://breathalcohol.iowa.gov>) that provides records of breath test results, instrument certification and maintenance data, officer training records, and county statistics. Through the toxicology section, overtime funds were instrumental to improve the turnaround time for testing and validation of blood toxicology methods. Turnaround times decreased almost 30% from 27 days in 2013 to 19 days in 2014.

Prosecuting Attorney's Training Council**Project #14-402-M0AL, Task 08-00-00**

During 2014 there was an unusually high number of law enforcement workshops. The increase in the workshops was driven by the Iowa State Patrol's initiative to provide an OWI update at every post in the state. These workshops were in addition to the regular schedule of workshops presented with the Iowa Law Enforcement Academy, workshops provided to Drug Recognition Experts, and two "new legislation" workshops.

Office of the State Court Administrator**Project # 14-402-M0AL, Task 09-00-00**

In FFY 2014, the gathering of pertinent documents for the development of an impaired bench book began and the constructive work is poised to be done during the next grant period (FFY 2015). During the year a PowerPoint was developed and presented on a loop throughout the breaks at the annual magistrate conference in July 2014. The purpose of the PowerPoint was to raise awareness among rural magistrates about the role of seatbelts in traffic fatalities. The conclusion of the message was for magistrates to consider rejecting plea agreements that plead out seat belt violations as a part of a DUI or speeding violation case with the hope that with increased penalties for seat belt violations, magistrates may play a role in behavior change for rural Iowans.

Iowa State University**Conference Planning and Management****Project # 14-402-M0AL, Task 00-00-29**

The success of the 2014 Annual Governor's Traffic Safety Conference can be attributed to the work of Iowa State University Conference Planning and Management. In 2014, 246 individuals attended the annual conference held at the Grand River Center/Grand Harbor Resort, Dubuque, Iowa. Topics included the Iowa SHSP and Zero Fatalities Campaign, law enforcement's use of safety belts, rail safety, crime scene management, OWI protocol, new vehicle technology, distracted driving, and Iowa case law updates.

**Section 405(d) Funding
Project Summaries / Achievements**

Law Enforcement Agency Grants

**Project #'s 14-405d-M6OT, Task 01-00-00
thru 14-405d-M6OT, Task 60-00-00**

Ames Police Department	M6OT, Task 01
Benton Co. Sheriff's Office	M6OT, Task 02
Black Hawk Co. Sheriff's Office	M6OT, Task 04
Blue Grass Police Department	M6OT, Task 05
Boone Co. Sheriff's Office	M6OT, Task 06
Boone Police Department	M6OT, Task 07
Buena Vista Co. Sheriff's Office	M6OT, Task 08
Buffalo Police Department	M6OT, Task 09
Carlisle Police Department	M6OT, Task 10
Carter Lake Police Department	M6OT, Task 11
Cedar Rapids Police Department	M6OT, Task 12
Cerro Gordo Co. Sheriff's Office	M6OT, Task 13
Clayton Co. Sheriff's Office	M6OT, Task 14
Clear Lake Police Department	M6OT, Task 15
Clinton Co. Sheriff's Office	M6OT, Task 16
Dallas Co. Sheriff's Office	M6OT, Task 18
Dubuque Co. Sheriff's Office	M6OT, Task 19
Dunkerton Police Department	M6OT, Task 20
Dyersville Police Department	M6OT, Task 21
Epworth Police Department	M6OT, Task 22
Fort Dodge Police Department	M6OT, Task 23
Fort Madison Police Department	M6OT, Task 24
Harrison Co. Sheriff's Office	M6OT, Task 25
Huxley Police Department	M6OT, Task 26
Iowa City Police Department	M6OT, Task 27
Iowa State Patrol	M6OT, Task 28

Iowa State University Police	M6OT, Task 29
Jasper Co. Sheriff's Office	M6OT, Task 30
LaPorte City Police Department	M6OT, Task 31
LeClaire Police Department	M6OT, Task 33
Linn Co. Sheriff's Office	M6OT, Task 34
Marion Co. Sheriff's Office	M6OT, Task 35
Mitchellville Police Department	M6OT, Task 37
Mt. Pleasant Police Department	M6OT, Task 38
Mt. Vernon Police Department	M6OT, Task 39
Muscatine Co. Sheriff's Office	M6OT, Task 40
North Liberty Police Department	M6OT, Task 41
Oelwein Police Department	M6OT, Task 42
Pella Police Department	M6OT, Task 43
Perry Police Department	M6OT, Task 44
Polk City Police Department	M6OT, Task 45
Robins Police Department	M6OT, Task 47
Sioux City Police Department	M6OT, Task 49
Storm Lake Police Department	M6OT, Task 50
UNI Public Safety	M6OT, Task 53
University Heights Police Dept.	M6OT, Task 52
Walcott Police Department	M6OT, Task 54
Washington Co. Sheriff's Office	M6OT, Task 55
Waterloo Police Department	M6OT, Task 56
West Burlington Police Dept.	M6OT, Task 57
West Liberty Police Department	M6OT, Task 58
Woodward Police Department	M6OT, Task 60

Strategies used by law enforcement through high visibility enforcement and education are critical components to overall traffic safety. During FFY 2014, law enforcement agencies funded through Section 405(d) expended 9,764 overtime hours resulting in the following activity.

Overtime Enforcement Hours	9,764.45
Overtime Education Hours	59.1
OT Alcohol Inspection Hours	21.5
OWI Arrests	3,363
Drug-Impaired Arrest	249
.02 Violations	116
Underage Possession	1,652
Public Intoxication	5,452
Open Container	894
Seat Belt Citation (Day)	1,083
Seat Belt Warning (Day)	1,610
Seat Belt Citations (Night)	581
Seat Belt Warnings (Night)	600

Child Restraint Citations	269
Child Restraint Warnings	259
Speed Citations	20,013
Speed Warnings	22,274
Stop Sign/Light Citations	4,287
Stop Sign/Light Warning	4,956
No Texting Law Citations	27
No Texting Law Warning	199
No Electronic Device (Teen) Citation	12
No Electronic Device (Teen) Warning	182
Other Traffic Violation Citation	29,033
Other Traffic Violation Warning	41,835

Section 405(d) funding also supported law enforcement agencies in purchasing in-car video cameras, preliminary breath testers, and fatal vision goggle kits. During FFY 2014 the Iowa State Patrol began the process to recertify all troopers in the area of standardized field sobriety testing.

Scott County Communications Center

Project # 14-405d-M6OT, Task 48

Scott County Communications Center utilized 14 hours of overtime dispatch services to support special traffic safety enforcement efforts. Dispatch services included handling traffic and requests, logging events, and querying vehicles and persons for vehicle registration records, driver license records, and stolen/wanted records.

Westcom Communication Center

Project # 14-405d-M6OT, Task 59-00-00

Westcom Communication Center provided 114.5 hours of overtime dispatch services for local traffic safety enforcement. The services were provided for police departments in West Des Moines, Clive, Urbandale, and Norwalk. Dispatch services included handling traffic and requests, logging events, and querying vehicles and persons for vehicle registration records, driver license records, and stolen/wanted records. During the periods where services were provided 478 traffic stops, 83 compliance checks, and 306 subjects were logged. A total of 19 arrests and 38 cases were made.

Occupant Protection

Program Overview:

There has been a significant increase in regard to safety belt usage since the enactment of Iowa's safety belt law in 1986. In 1986, an observed safety belt usage rate of 18% was documented. In 2014 the usage was recorded as 92.8%. Though this represents considerable improvement, in 2013 102 of passenger vehicle fatalities in the state were unbelted.

Law enforcement partners play a significant role in efforts to change driving behaviors through high visibility enforcement efforts, participation in sTEP/national mobilizations, and by providing education and public awareness. Iowa's sTEP program continues to be instrumental in the area of occupant protection by funding agencies to work special sTEP waves which support national mobilizations.

Targets:

- ✓ Reduce unrestrained vehicle occupant fatalities 7.14% from the 2012 annual number of 112 to 104 by December 31, 2014. Provide necessary training and updates for recertification of CPS technicians.
- ✓ Distribute car seats with the emphasis of distribution to lower-income/minority families.
- ✓ Increase the statewide safety belt usage rate .671% from the 2012 observational rate of 92.38% to 93% in 2014.

Strategies:

- ✓ Provide funding to support overtime high visibility enforcement efforts.
- ✓ Maintain fit stations throughout Iowa.

Results:

- ✓ Unrestrained vehicle occupant fatalities decreased 8.93% from the 2012 annual number of 112 to 102.

The 2014 statewide observational safety belt usage survey established a usage rate of 92.8% which was a 1.02% increase over the 2013 rate of 91.86%. Detailed information about the survey can be found on page 11. Iowa continues to be classified as a "high safety belt usage state" for purposes of Section 405(b) funding.

Since 1985, Iowa has had a law requiring all young children riding in motor vehicles to be properly protected through the use of child seats, booster seats, and /or seat belts. The University of Iowa conducts an annual Child Restraint Usage Survey. The survey is implemented at sites such as gas stations or fast food restaurants where the surveyor can approach the motor vehicle and quickly collect the desired information. The surveyor approaches the vehicle and politely asks the driver if they would be willing to participate in a child and youth passenger safety survey. If the driver agrees, the surveyor confirms the age of the passenger(s) in the vehicle and quickly notes restraint use. No identifying information is collected. The 2014 Child Restraint Usage Survey concluded a usage rate of 91.5%.

During FFY 2014 a new child passenger safety brochure was developed and distributed. The brochure provides safety tips and information for rear-facing car seats, forward-facing car seats, booster seats, and seat belts.



Child Passenger Safety Week was recognized September 14 – 20, 2014 in addition to National Seat Check Saturday on September 20, 2014.

**Section 402 Funding
Project Summaries / Achievements**
**Blank Children’s Hospital
Project # 14-402-MOOP, Task 01-00-00**

Child Passenger Safety (CPS) statewide efforts are coordinated through Blank Children’s Hospital in Des Moines, Iowa. Funding supported a full-time CPS coordinator and a special needs/expectant parent program coordinator. Throughout the funded year, four CPS Technician classes were held where 53 new technicians were provided instruction. An annual CPS Technician Conference was also planned and held in April 2014 providing instruction to 143 individuals. The conference featured CPS expert Joe Colella as the primary speaker with sessions including LATCH manual and field applications, regulatory changes, Iowa CPS instructor panel Q & A, and product updates. The car seat loaner program for children with special health care needs proved to be an invaluable resource for families. The seats available through this program prevent families from incurring expenses for a car seat that may only be needed for a short period of time. Sixty-four devices were distributed on a short-term loaner basis. In cases where the need is for a longer period of time, permanent distributions are made to families. In 2014, permanent distributions were



Annual CPS Technician Conference, April 2014

made throughout the state in Woodbury, Polk, Webster, Linn, Washington, Palo Alto, Black Hawk and Davis counties. Special needs issues were instructed at a two-day/16-hr enhancement training entitled “Safe Travel for All Children: Transporting Children with Special Healthcare Needs” in September. The car seat safety class for new and expectant parents was offered 14 times during the year. One hundred twenty-seven (127) individuals attended the courses which consisted of classroom instruction including presentations, discussions, and demonstrations. Printed materials continue to be in high demand. During 2014 over 8,000 English fliers and 886 Spanish fliers were distributed.

Central Iowa Traffic Safety Task Force (CITSTF)

Polk City Police Department

Project # 14-402-M00P, Task 09-00-00

Funding awarded to the Polk City Police Department/CITSTF supported a 1-day training seminar in August for local law enforcement personnel and prosecutors. Educational and promotional materials with traffic safety messages were also developed, approved, purchased and distributed. CITSTF is comprised of law enforcement agencies within Polk, Dallas and Warren counties. During the year, 15 special enforcement efforts were coordinated and conducted through CITSTF agencies.

Council Bluffs Police Department

Project # 14-402-M00P, Task 02-00-00

With Section 402 funding, the Council Bluffs Police Department utilized 528 overtime enforcement hours plus an additional 8.5 hours for education training. Council Bluffs officers wrote 424 seat belt citations and warnings plus 16 child restraint citations and 8 warnings. The specific work directed toward safety belts is reflected in safety belt survey results depicting a usage rate of 91.5%. In addition to enforcement directed toward safety belt usage, during overtime hours, Council Bluffs Police Department also arrested 14 drivers for operating a vehicle while intoxicated, 8 drug impaired drivers and tested 24 additional drivers for impairment. A total of 385 moving violations and warnings were issued including 5 for texting.

Dubuque Police Department

Project # 14-402-M00P, Task 03-00-00

Section 402 funding allowed the Dubuque Police Department to work 390 hours of overtime enforcement. During funded hours, 69 seat belt citations were issued. Over the funded year, 249 citations were issued for speed violations in addition to numerous other traffic violations.

Iowa State Patrol

Project # 14-402-M00P, Task 05-00-00

Section 402 funding allowed the Iowa State Patrol to designate 104.10 hours of overtime for educational purposes in which they conducted 719 occupant protection and traffic safety presentations.

Iowa State University

Conference Planning and Management

Project# 14-402—M00P, Task 00-00-29

The success of the 2014 Annual Governor’s Traffic Safety Conference can be attributed to the work of Iowa State University Conference Planning and Management. In 2014, 246 individuals attended the annual conference held at the Grand River Center/Grand Harbor Resort, Dubuque, Iowa. Topics included the Iowa SHSP and Zero Fatalities Campaign, law enforcement’s use of safety belts, rail safety, crime scene management, OWI protocol, new vehicle technology, distracted driving, and Iowa case law updates.

**Iowa State University, Survey & Behavioral Research Services
Public Awareness Survey**

Project # 14-402-M00P, Task 06-00-00

Iowa State University, Survey and Behavior Research Services (SBRS) contracted with the Governor's Traffic Safety Bureau to conduct the 2014 Public Awareness Survey. The goal of the survey was to gather information on driving patterns and public awareness of traffic safety media campaigns. For consistency, the survey design and methodology from the previous 4 years was utilized. Data was collected from licensed drivers across the state at Iowa Department of Transportation Driver License Stations in the following cities: Ankeny, Carroll, Cedar Rapids, Council Bluffs, and Fort Dodge. In 2014, 713 individuals participated in the survey. The data was collected and analyzed by SBRS staff. See "Public Awareness Survey – B-2" on page 12 and ATTACHMENT A for detailed information in regard to the survey results. Information gathered in the survey is useful in reviewing the effectiveness of current media and outreach strategies.

Marion Police Department

Project # 14-402-M00P, Task 05-00-00

The Marion Police Department reported lower seat belt /child restraint enforcement numbers than previous years but compliance rates have remained very high at 98%. OWI arrests increased from the previous year. Speed enforcement during overtime funding was slightly down but overall agency enforcement numbers increased. The Marion Police Department continues to support the sSTEP program with enforcement and reporting activities and works with school districts by taking part in driver's education courses. Also during FFY 2014, the Marion Police Department carried out a traffic safety checkpoint with the assistance of state and local law enforcement.

Mason City Police Department

Project # 14-402-M00P, Task 06-00-00

With the assistance of Section 402 funding, the Mason City Police Department utilized 230.50 hours of overtime hours for enforcement and an additional 23.75 hours for overtime education hours. Enforcement specific to seat belts included 52 seat belt citations and 60 seat belt warnings. An additional 7 citations and 2 warnings were issued for child restraints. Overtime enforcement also resulted in 361 speed citations, 590 speed warnings and 69 OWI arrests.

Muscatine Police Department

Project # 14-402-M00P, Task 07-00-00

With the assistance of Section 402 funding, the Muscatine Police Department utilized 396 hours of overtime for enforcement activities. The city of Muscatine has continued to maintain a high rate of seat belt usage throughout the contract year with a usage rate of 97%. As a result of ongoing enforcement efforts, seat belt and child restraint violations are becoming harder to find. Other enforcement efforts resulted in 277 citations for speeding and 92 OWI arrests.

Ottumwa Police Department

Project # 14-402-M00P, Task 08-00-00

The Ottumwa Police Department met all goals listed during FFY2014. The Ottumwa Police joined with the Wapello County Sheriff's Office to conduct joint efforts. The Ottumwa Police Department far exceeded their goal for occupant restraint contacts during overtime enforcement hours but recognizes the need to further address seat belt usage through enforcement efforts. Other enforcement efforts during overtime activities in FFY 2014 resulted in 49 alcohol contacts and 1,262 moving violations.

special Traffic Enforcement Program (sSTEP)

Ackley Police Department	20-10-00	Eagle Grove Police Department	25-10-00
Adams Co. Sheriff's Office	20-20-00	Earlham Police Department	25-20-00
Afton Police Department	20-30-00	Eldora Police Department	25-30-00
Albia Police Department	20-40-00	Elkader Police Department	25-40-00
Algona Police Department	20-50-00	Emmet Co. Sheriff's Office	25-50-00
Allamakee Co. Sheriff's Office	20-60-00	Estherville Police Department	25-60-00
Anamosa Police Department	20-70-00	Fairbank Police Department	25-70-00
Aplington Police Department	20-80-00	Fairfield Police Department	25-80-00
Armstrong Police Department	20-90-00	Floyd Co. Sheriff's Office	25-90-00
Arnolds Park Police Department	21-00-00	Forest City Police Department	26-00-00
Atalissa Police Department	21-10-00	Fremont Co. Sheriff's Office	26-10-00
Atlantic Police Department	21-20-00	Glenwood Police Department	26-20-00
Belle Plaine Police Department	21-40-00	Greene Co. Sheriff's Office	26-30-00
Bellevue Police Department	21-50-00	Grinnell Police Department	26-40-00
Bloomfield Police Department	21-60-00	Grundy Co. Sheriff's Office	26-50-00
Bremer County Sheriff's Office	21-70-00	Guthrie Co. Sheriff's Office	26-60-00
Buchanan Co. Sheriff's Office	21-80-00	Guttenberg Police Department	26-70-00
Buffalo Center Police Department	21-90-00	Hamilton Co. Sheriff's Office	26-80-00
Butler Co. Sheriff's Office	22-00-00	Hampton Police Department	26-90-00
Calhoun Co. Sheriff's Office	22-10-00	Hardin Co. Sheriff's Office	27-00-00
Camanche Police Department	22-20-00	Harlan Police Department	27-10-00
Cedar Co Sheriff's Office	22-30-00	Hartley Police Department	27-20-00
Centerville Police Department	22-40-00	Henry Co. Sheriff's Office	27-30-00
Chariton Police Department	22-50-00	Hinton Police Department	27-40-00
Charles City Police Department	22-60-00	Howard Co. Sheriff's Office	27-50-00
Cherokee Co. Sheriff's Office	22-70-00	Humboldt Co. Sheriff's Office	27-60-00
Cherokee Police Department	22-80-00	Humboldt Police Department	27-70-00
Chickasaw Co. Sheriff's Office	22-90-00	Ida Co. Sheriff's Office	27-80-00
Clarinda Police Department	23-00-00	Indianola Police Department	27-90-00
Clarion Police Department	23-10-00	Iowa Falls Police Department	28-00-00
Clarke Co. Sheriff's Office	23-20-00	Jackson Co. Sheriff's Office	28-10-00
Clay Co. Sheriff's Office	23-30-00	Janesville Police Department	28-20-00
Clinton Police Department	23-40-00	Jefferson Co. Sheriff's Office	28-30-00
Columbus Junction Police Dept.	23-50-00	Jefferson Police Department	28-40-00
Coon Rapids Police Department	23-60-00	Jesup Police Department	28-50-00
Correctionville-Anthon Police Department	23-70-00	Jewell Police Department	28-60-00
Corydon Police Department	23-80-00	Jones Co. Sheriff's Office	28-70-00
Crawford Co. Sheriff's Office	23-90-00	Keokuk Co. Sheriff's Office	28-80-00
Cresco Police Department	24-00-00	Kingsley Police Department	28-90-00
Creston Police Department	24-10-00	Knoxville Police Department	29-00-00
Dallas Center Police Department	24-20-00	Lake Mills Police Department	29-10-00
Davis Co. Sheriff's Office	24-30-00	Lake Park Police Department	29-20-00
Dayton Police Department	24-40-00	Lamoni Police Department	29-30-00
Decatur Co. Sheriff's Office	24-50-00	Laurens Police Department	29-40-00
Decorah Police Department	24-60-00	Lenox Police Department	29-50-00
Denver Police Department	24-70-00	Leon Police Department	29-60-00
Dickinson Co. Sheriff's Office	24-80-00	Lisbon Police Department	29-70-00
Department of Transportation/ Motor Vehicle Enforcement	24-90-00	Long Grove Police Department	29-80-00
Dunlap Police Department	25-00-00	Louisa Co. Sheriff's Office	29-90-00
		Lyon Co. Sheriff's Office	30-00-00
		Manchester Police Department	30-10-00

Manilla Police Department	30-20-00
Manson Police Department	30-30-00
Maquoketa Police Department	30-40-00
Mar-Mac Police Department	30-50-00
Marengo Police Department	30-60-00
Merrill Police Department	30-70-00
Meskwaki Nation Police Department	30-80-00
Milford Police Department	30-90-00
Missouri Valley Police Dept.	31-00-00
Mitchell Co. Sheriff's Office	31-10-00
Monona Co. Sheriff's Office	31-20-00
Montgomery Co. Sheriff's Office	31-60-00
Monticello Police Department	31-70-00
Moville Police Department	31-80-00
Nashua Police Department	31-90-00
Nevada Police Department	32-00-00
New Hampton Police Department	32-10-00
New London Police Department	32-20-00
New Vienna Police Department	32-30-00
Okoboji Police Department	32-40-00
Osage Police Department	32-50-00
Osceola Police Department	32-60-00
Oskaloosa Police Department	32-70-00
Otho-Duncombe Police Dept.	32-80-00
Palo Alto Co. Sheriff's Office	32-90-00
Paulina Police Department	33-00-00
Pleasantville Police Department	33-10-00
Pocahontas Police Department	33-20-00
Postville Police Department	33-30-00
Poweshiek Co. Sheriff's Office	33-40-00
Prairie City Police Department	33-50-00
Preston Police Department	33-60-00
Red Oak Police Department	33-80-00
Ringgold Co. Sheriff's Office	33-90-00
Rockwell Police Department	34-00-00

Sabula Police Department	34-10-00
Sac City Police Department	34-20-00
Sac Co. Sheriff's Office	34-30-00
Sheffield Police Department	34-40-00
Shell Rock Police Department	34-50-00
Shellsburg Police Department	34-60-00
Shenandoah Police Department	34-70-00
Sidney Police Department	34-80-00
Sigourney Police Department	34-90-00
Sioux Co. Sheriff's Office	35-00-00
Sioux Rapids Police Department	35-10-00
Spencer Police Department	35-20-00
Spirit Lake Police Department	35-30-00
Stuart Police Department	35-50-00
Tama Co. Sheriff's Office	35-60-00
Taylor Co. Sheriff's Office	35-70-00
Tipton Police Department	35-80-00
Union Co. Sheriff's Office	35-90-00
Urbana Police Department	36-00-00
Wapello Police Department	36-10-00
Washington Police Department	36-20-00
Waukon Police Department	36-30-00
Waverly Police Department	36-40-00
Wayland Police Department	36-50-00
Wayne Co. Sheriff's Office	36-60-00
Webster Co. Sheriff's Office	36-70-00
West Union Police Department	36-80-00
Williamsburg Police Department	36-90-00
Wilton Police Department	37-00-00
Winnebago Co. Sheriff's Office	37-10-00
Winneshiek Co. Sheriff's Office	37-20-00
Winterset Police Department	37-30-00
Worth Co. Sheriff's Office	37-40-00

Totals for FFY 2014 sSTEP Waves

	Nov 25 - Dec 1 2013		Mar 14-17 2014		May 19-Jun 1 2014		Jul 1-7 2014		Aug 25-Sept 7 2014		FFY 2014
	SUB TOTALS		SUB TOTALS		SUB TOTALS		SUB TOTALS		SUB TOTALS		TOTALS
	c	w	c	w	c	w	c	w	c	w	
OWI	195	137	161	100	370	211	193	130	415	188	2,100
SEAT BELTS	444	568	499	489	1,512	1,278	665	664	1,060	938	8,117
CHILD RESTRAINT	35	41	49	39	115	106	56	54	91	112	698
SPEED	4,175	4,634	2,678	2,882	7,289	7,959	4,271	4,302	6,541	7,060	51,791
IMPROPER PASSING	26	48	22	51	35	70	22	28	24	53	379
STOP SIGN/LIGHT VIOLATION	212	378	138	269	381	583	180	338	388	696	3,563
DRIVING W/OUT LICENSE	300	169	237	129	595	319	290	161	542	258	3,000
SUSPENDED OR REVOKED	352	9	257	13	609	15	341	19	530	25	2,170
REGISTRATION	546	866	437	722	951	1,534	504	857	840	1,334	8,591
OPEN CONTAINER	66	23	62	11	152	25	100	34	140	28	641
.02 VIOLATION	4	3	2	0	17	10	9	3	35	4	87
DARK WINDOWS	143	113	165	120	364	417	191	192	246	350	2,301
NO TEXTING LAW	0	6	3	5	10	14	5	13	5	26	87
NO ELEC DEVICE (GDL)	1	2	0	0	0	4	1	15	0	8	31
OTHER TRAFFIC VIOLATION	757	1,230	610	947	1,751	2,663	844	1,301	1,521	2,184	13,808
EQUIPMENT	134	3,021	119	2,277	178	5,427	98	2,810	277	4,721	19,062
PROOF OF INSURANCE	571	984	422	1,052	1,006	2,905	525	1,523	974	2,458	12,420
MOVE OVER VIOLATION	5	26	6	18	13	35	20	32	17	27	199
TOTAL # OF VIOLATIONS PER WAVE	20,224		14,991		38,923		20,791		34,116		129,045
OTHER CONTACTS											
ACCIDENTS											3,182
PD	703		346		939		673		0		2,661
PI	107		44		207		140		0		498
F	5		0		7		11		0		23
ARRESTS											
Felony	103		45		146		60		152		506
Narcotics	156		141		373		150		296		1,116
MOTORIST ASSIST	1,443		886		2,753		1,673		2,319		9,074
INTERDICTION/CANINE SEARCH	140		105		175		99		159		678
MCSAP INSPECTION	82		69		212		106		447		916
VEHICLES OUT OF SERVICE	14		14		8		13		31		80
DRIVERS OUT OF SERVICE	22		5		46		23		68		164
WARRANT SERVED	212		227		446		257		456		1,598
DNR VIOLATIONS	20		2		1		8		14		45
TOTAL # OFFICERS	1,872		1,622		1,793		1,631		1,867		8,785
TOTAL # PARTICIPATING AGENCIES	218		212		207		203		204		1,044
Police Departments	148		145		141		0		116		550
Sheriff's Offices	66		63		62		0		45		236
Iowa State Patrol	1		1		1		1		0		4
University DPS	2		2		2		0		0		6
Department of Transportation MVE	1		1		1		1				4
TOTAL # REPORTING AGENCIES	222		212		211		203		204		1,052
MEDIA CONTACTS											
TV	54		44		47						145
Radio	160		154		159						473
Print	309		277		261						847
TOTAL # OF MEDIA CONTACTS	523		475		472						1,470
SEAT BELT SURVEYS											
Pre-Survey	88.35%		90.89%		86.11%		92.26%		89.44%		89.41%
Post-Survey	90.60%		93.03%		91.86%		94.48%		91.63%		92.32%

Wapello County Sheriff's Office**Project # 14-402-M0OP, Task 10-00-00**

With the assistance of Section 402 funding, the Wapello County Sheriff's Office utilized 175.50 hours of overtime for enforcement activities. Wapello County participated in two multi-agency events and participated in/held 12 educational events. The Wapello County Sheriff's Office exceeded their goal for occupant restraint contacts. The average seat belt usage rate was reported at 89.9%.

West Des Moines Police Department**Project # 14-402-M0OP, Task 11-00-00**

With the assistance of Section 402 funding, the West Des Moines Police department worked 684.00 hours of overtime enforcement. Law enforcement contacts included 25 seat belt citations, 20 seat belt warnings, 434 speed citations, and 232 speed warnings in addition to various other moving violations.

**Section 405(b) Funding
Project Summaries / Achievement**

Iowa State University**Survey and Behavioral Research Services (SBRS)****Project# 14-405b-M1OP, Task 01-00-00**

Iowa State University SBRS conducted the 2014 statewide observational safety belt usage survey in accordance to NHTSA's uniform criteria. Preparation for the 2014 survey included verifying the usability of the sampled sites, revising materials for data collectors, and notifying appropriate local personnel prior to the data collection. A 2-day Data Collector and Quality Control Monitor training was held June 16 – 17, 2014, with field data collection beginning on June 18, 2014. The survey results concluded Iowa's 2014 safety belt usage rate to be 92.8%. See "Observational Safety Belt Usage – B-1" on page 11 for detailed information in regard to the survey methodology and results.

Mercy Medical Center Foundation**Project # 14-405b-M1CSS, Task 01-00-00**

Section 405(b) funding was utilized to purchase child safety seats which were distributed to parents and guardians as needed. The seats were primarily distributed to lower-income, minority families. When a seat is distributed it is also installed. During FFY 2014 a total of 148 safety seats were distributed. Educational materials in both English and Spanish were also distributed in regard to child passenger safety throughout the funded year.

University of Iowa, Injury Prevention Research Center**Project # 14-405b-M1OP, Task 02-00-00**

The University of Iowa, Injury Prevention Research Center conducted the annual statewide observational child restraint survey utilizing the NHTSA approved guidelines. The survey results concluded Iowa's child restraint usage rate to be 91.5%; a 1.22% increase from 2013.

Police Traffic Services

Program Overview:

Law enforcement plays an essential role in traffic safety. Agencies supported through police traffic services funding utilize enforcement and educational efforts to work toward the common goal to reduce traffic fatalities and serious injuries. Funding in the area of police traffic services supported the efforts of 26 law enforcement agencies in FFY 2014.

Targets:

- ✓ Reduce traffic fatalities 15% from the 2007 – 2011 average of 396 to 337 by January 1, 2020.
- ✓ Reduce serious injuries 15% from the 2007 – 2011 average of 1,717 to 1,459 by January 1, 2020.
- ✓ Reduce unrestrained vehicle occupant fatalities 7.14% from the 2012 annual number of 112 to 104 by December 31, 2014.
- ✓ Reduce alcohol-impaired driving fatalities 2.08% from the 2012 annual number of 96 to 94 by December 31, 2014.
- ✓ Reduce speed-related fatalities 7.14% from the 2012 annual number of 70 to 65 by December 31, 2014.
- ✓ Reduce drivers age 20 or younger involved in fatal crashes 8.16% from the 2012 annual number of 49 to 45 by December 31, 2014.
- ✓ Reduce fatalities per 100M vehicle miles traveled 2.59% from the 2012 annual number of 1.16 to 1.13 by December 31, 2014.

Strategies:

- ✓ Provide funding for law enforcement agencies to conduct data-driven high visibility overtime enforcement efforts.
- ✓ Provide funding to support law enforcement agencies to purchase equipment (hand-held radar, moving radar, lidar, TruCam lidar, speed trailers, in-car video cameras, preliminary breath testers, and fatal vision goggle kits) to be utilized during enforcement efforts.
- ✓ Through educational efforts, including presentations, provide information which accentuate safe driving habits.

Results:

- ✓ Traffic fatalities reduced 19.9% from the 2007 – 2011 average of 396 to 317.
- ✓ Serious injuries reduced 10.02% from the 2007 – 2011 average of 1,717 to 1,545.
- ✓ Unrestrained vehicle occupant fatalities decreased 8.93% from the 2012 annual number of 112 to 102.
- ✓ Alcohol-impaired fatalities increased 7.29% from the 2012 annual number of 96 to 103.
- ✓ Speed-related fatalities reduced 27.14% from the 2012 annual number of 70 to 51.
- ✓ Drivers age 20 or younger involved in fatal crashes reduced 28.57% from the 2012 annual number of 49 to 35.
- ✓ Fatalities per 100M vehicle miles traveled decreased 12.93% from the 2012 annual number of 1.16 to 1.01.

Law enforcement efforts funded through Police Traffic Services support overall traffic safety issues and are consistent with strategies identified within the State Strategic Highway Safety Plan.

Project Summaries / Achievements

Law Enforcement Agency Grants

Altoona Police Department	Project # 14-402-MOPT, Task 01-00-00
Ankeny Police Department	Project # 14-402-MOPT, Task 02-00-00
Bettendorf Police Department	Project # 14-402-MOPT, Task 03-00-00
Burlington Police Department	Project # 14-402-MOPT, Task 04-00-00
Clive Police Department	Project # 14-402-MOPT, Task 05-00-00
Coralville Police Department	Project # 14-402-MOPT, Task 06-00-00
Davenport Police Department	Project # 14-402-MOPT, Task 07-00-00
DeWitt Police Department	Project # 14-402-MOPT, Task 08-00-00
Des Moines Police Department	Project # 14-402-MOPT, Task 09-00-00
Johnson County Sheriff's Office	Project # 14-402-MOPT, Task 11-00-00
Keokuk Police Department	Project # 14-402-MOPT, Task 12-00-00
LeMars Police Department	Project # 14-402-MOPT, Task 13-00-00
Lee County Sheriff's Office	Project # 14-402-MOPT, Task 14-00-00
Marshall County Sheriff's Office	Project # 14-402-MOPT, Task 15-00-00
Marshalltown Police Department	Project # 14-402-MOPT, Task 16-00-00
Newton Police Department	Project # 14-402-MOPT, Task 17-00-00
Norwalk Police Department	Project # 14-402-MOPT, Task 18-00-00
Pleasant Hill Police Department	Project # 14-402-MOPT, Task 19-00-00
Polk County Sheriff's Office	Project # 14-402-MOPT, Task 20-00-00
Scott County Sheriff's Office	Project # 14-402-MOPT, Task 21-00-00
Story County Sheriff's Office	Project # 14-402-MOPT, Task 22-00-00
Urbandale Police Department	Project # 14-402-MOPT, Task 23-00-00
Warren County Sheriff's Office	Project # 14-402-MOPT, Task 24-00-00
Waukee Police Department	Project # 14-402-MOPT, Task 25-00-00
Windsor Heights Police Department	Project # 14-402-MOPT, Task 26-00-00
Woodbury County Sheriff's Office	Project # 14-402-MOPT, Task 27-00-00

Strategies used by law enforcement through high visibility enforcement and education are critical components to overall traffic safety. During FFY 2014, law enforcement agencies funded through Police Traffic Services expended 8,745.25 overtime hours resulting in the following activity.

Overtime Enforcement Hours	8745.25
Overtime Education Hours	13
OT Alcohol Inspection Hours	11
OWI Arrests	550
Drug-Impaired Arrest	18
.02 Violations	9
Underage Possession	125
Public Intoxication	115
Open Container	110
Seat Belt Citations (Day)	956
Seat Belt Warnings (Day)	816
Seat Belt Citations (Night)	288
Seat Belt Warnings (Night)	123

Child Restraint Citations	143
Child Restraint Warnings	96
Speed Citations	5226
Speed Warnings	2920
Stop Sign/Light Citations	444
Stop Sign/Light Warning	329
No Texting Law Citations	13
No Texting Law Warning	8
No Electronic Device (Teen) Citation	1
No Electronic Device (Teen) Warning	3
Other Traffic Violation Citation	3742
Other Traffic Violation Warning	5007

Iowa State University**Conference Planning and Management****Project # 14-402-MOPT, Task 00-00-29**

The success of the 2014 Annual Governor's Traffic Safety Conference can be attributed to the work of Iowa State University Conference Planning and Management. In 2014, 246 individuals attended the annual conference held at the Grand River Center/Grand Harbor Resort, Dubuque, Iowa. Topics included the Iowa SHSP and Zero Fatalities Campaign, law enforcement's use of safety belts, rail safety, crime scene management, OWI protocol, new vehicle technology, distracted driving, and Iowa case law updates.

Planning and Administration / Program Management

Program Overview:

GTSB staff follow solid practices and policies for planning, programming, implementation, monitoring/review, follow-up and adjustment throughout the year. Staff are aware of crash data that is available to help develop data-driven programs which can be easily quantified and measured. Staff are familiar with the Problem Identification process and are familiar with information within the Highway Safety Plan. The importance of partnerships is recognized through the collaborative goals set in the State Strategic Highway Safety Plan (SHSP).

GTSB staff work very closely with grantees throughout the program year through general oversight and monitoring. In addition to management of contracts, all GTSB Program Administrators have specialized assignments in the areas including impaired driving, youth, distracted driving, occupant protection, Drug Recognition Expert (DRE), special Traffic Enforcement Program (sTEP), and Advanced Roadside Driving Enforcement (ARIDE).

Targets:

- ✓ Provide expertise, analytical knowledge and data necessary for partners to conduct effective highway safety projects.
- ✓ Monitor and evaluate the effectiveness of projects toward the common goal to reduce fatalities and serious injuries on Iowa's roadways.
- ✓ Host an annual traffic safety conference.
- ✓ Represent the Governor's Traffic Safety Bureau on the SHSP Advisory Board.
- ✓ Ensure the coordination of the Highway Safety Plan with the state SHSP and support the implementation of the safety strategies within the SHSP.

Strategies:

- ✓ Identify opportunities for highway safety initiatives through the state
- ✓ Actively participate in the SHSP Advisory Board and monitor and report on the implementation of safety strategies that are specific to the GTSB.

Results:

The 12-member staff of the GTSB efficiently managed 308 contracts during FFY 2014. The different steps taken during grant administration included planning, programming, implementation, monitoring/review, follow-up, and adjustment. Staff titles and job descriptions are provided on page 3.

The 24th Annual Governor's Highway Traffic Safety Conference was held in Dubuque, Iowa. 246 individuals attended the annual conference. Topics included the Iowa SHSP and Zero Fatalities Campaign, law enforcement's use of safety belts, rail safety, crime scene management, OWI protocol, new vehicle technology, distracted driving, and Iowa case law updates. The conference also provides a venue in which to recognize individuals and/or agencies for outstanding traffic safety efforts. The following were award recipients in 2014.



Commissioner's Special Award for Traffic Safety Recipients

Children/Youth Category:

Sheriff Ken McClure, Sac County Sheriff's Office
Brandi Thompson, Blank Children's Hospital
Western Dubuque High School

Individual Category:

Owen Farrell, Davenport Police Department
Roger Larson, Iowa Department of Transportation
Robert Sperry, ISU Institute for Transportation Research

Criminal Justice Category:

Clay County Sheriff's Office
Trooper Doug Cutts, Iowa State Patrol
Officer Jason Eaton, Ames Police Department
Officer Ryan Hauge, Ames Police Department
Iowa State Patrol District 13
Trooper Dan Maier, Iowa State Patrol
Officer Brad Reinhard, Iowa City Police Department
Shell Rock Police Department
Trooper Todd Valentine, Iowa State Patrol
Trooper Nate VanBriesen, Iowa State Patrol



GTSB Bureau Chief Patrick Hoye, Trooper Nate Van Briesen Iowa State Patrol, and DPS Commissioner Larry L. Noble.



Bob Sperry, GTSB Program Administrator Randy Hunefeld, and Roger Larson.

Drug Recognition Experts and Kip Hayward Award Recipients

Top Regional DREs:

Officer Brent Behnken, Dallas County Sheriff's Office (Central)
Deputy Caleb Haverdink, Sioux County Sheriff's Office (Northwest)
Officer Allen Ludeking, Decorah Police Department (Northeast)
Officer Jeremy Bossard, Iowa City Police Department (Southeast)
Deputy Benjamin Bartholomew, Cass County Sheriff's Office (Southwest)
Trooper Marc Griggs, Iowa State Patrol

DRE Class Valedictorian:

Deputy Matt Julius, Osceola County Sheriff's Office

Kip Hayward Award:

Officer Brad Walter, Waterloo Police Department



Officer Brad Walter, Waterloo Police Department and GTSB/DRE Coordinator Jim Meyerdirk.



GTSB Staff at Annual Conference – (Front Row Left to Right) Jennifer Parsons, Joanne Tinker, Sandy Bennett, Ihla Hochstetler, Amy Van Gundy (Back Row Left to Right) Mick Mulhern, Denny Becker, Iowa Department of Public Safety Commissioner Larry L. Noble, GTSB Bureau Chief Patrick Hoye, Jim Meyerdirk, Mark Nagel, Randy Hunefeld, and NHTSA Regional Program Manager Dean Scott.

Pedestrian

Program Overview:

NHTSA's brochure "Everyone is a Pedestrian", (DOT HS 811 785, June 2013) sets the foundation for pedestrian safety by saying "whenever you are not in your vehicle, you are a pedestrian". Over the past 5 years, 104 pedestrian fatalities have occurred in the state of Iowa with an additional 408 individuals being seriously injured. Nationwide, in 2012, 4,743 pedestrians died in traffic crashes – a 6% increase from the number reported in 2011 (NHTSA, "Traffic Safety Facts – Pedestrians", DOT HS 811 888, April 2014).



Targets:

- ✓ Reduce the 5-year average of pedestrian fatalities 5.00% from 20 in 2012 to 19 in 2014.

Strategies:

- ✓ Encourage law enforcement partners to provide information about pedestrian safety in educational efforts.

Results:

- ✓ Pedestrian fatalities remained at 20 in 2013.

Through education programs, pedestrian safety tips were provided through the year. Educational opportunities provided important safety reminders for both the pedestrian and/or drivers.

Motorcycle

Program Overview:

Between 2012 and 2013, Iowa saw a 1.64% increase in the number of motorcycle registrations and almost a 1% increase in the number of licensed motorcyclists. With this continual increase in the popularity of motorcycle riding, Iowa continues to educate motorcyclists and motorists to share the road and to watch for one another.

Individuals over the age of 59 accounted for 24% of motorcyclist fatalities in 2013.

Targets:

- ✓ Reduce motorcyclist fatalities 5.08% from the 2012 total of 59 fatalities to 56 by December 31, 2014.
- ✓ Reduce unhelmeted motorcyclist fatalities 4.66% from the 2006 – 2010 5-year average of 47.2 to 45 by December 31, 2014.

Strategies:

- ✓ Provide funding to support training for MSF/Iowa certified instructors.
- ✓ Continue to expand efforts to improve motorcycle safety awareness for both riders and motorists through educational materials, outreach and media campaigns.

Results:

- ✓ Motorcyclist fatalities decreased 30.51% from the 2012 total of 59 to 41.
- ✓ Unhelmeted motorcyclist fatalities decreased 34.04% from the 2006 – 2010 5 year average of 47.2 to 31.

Efforts continue in Iowa to remind motorcyclists to be a responsible rider and to wear appropriate gear. Although Iowa does not have a helmet law, motorcyclists are encouraged to wear helmets, other protective gear, and visible clothing.



Project Summaries / Achievements

DOT Office of Driver Services

Project # 14-405f-M9MT, Task 01

The goal to certify MSF/Iowa rider coach trainers was exceeded by one with the successful training of 4 trainers. The goal to train at least 60 rider coaches was exceeded by 15 with the successful training of 75 individuals. Throughout the year nearly 4,000 motorcyclists were trained. Preparations were made to start teaching the new curriculum starting in 2015.

Bicycle

Program Overview:

Bicycling continues to be a way of transportation and/or a popular form of leisure. Through the state there continues to be an increase of bicycle lanes on local city streets and bike trails continue to be developed throughout the state. In 2013, bicycle fatalities accounted for less than 1% of all traffic fatalities in the state of Iowa with 3 being reported. Over the past 5 years, 21 bicycle fatalities have occurred with an additional 201 individuals being seriously injured. Twenty-seven percent (27%) of bicyclist fatalities involved individuals ages 55 – 59.

Strategies:

- ✓ Encourage law enforcement partners to provide information about bicycle safety in educational efforts, including bicycle rodeos for children.
- ✓ Provide funding to support the distribution of bicycle helmets in communities throughout the state.

Results:

Law enforcement partners throughout the state sponsor bike rodeos, helmet distributions and bicycle safety information throughout the year which positively impacts bicycle safety initiatives in Iowa.

Starting in 2015, bicyclist fatalities will be included as a NHTSA core measure.

Project Summaries / Achievements

Blank Children's Hospital

Project # 14-402-MOPS, Task 01-00-00

Blank Children's Hospital distributed bicycle helmets at no cost throughout the state at community events. During FFY 2014, 15 different agencies/communities were selected to receive up to 100 helmets based on community need. These agencies had to commit to completing pre- and post-observational surveys of helmet use. During 2014 a total of 832 helmets were distributed. Nine "All Heads Covered Bike Safety" kits were distributed statewide which contained a curriculum, bike reflectors and educational materials.



Roadway Safety

Program Overview:

Funding in the area of roadway safety strengthened multi-agency efforts through supporting engineering-related efforts. Section 402 funds supported roadway safety efforts conducted by the Iowa Department of Transportation in the area of Safety Circuit Rider, Multi-Disciplinary Safety Teams, and the Traffic Engineering Assistance Program.

Targets:

- ✓ Continue to support the concept of Multidisciplinary Safety Teams (MDSTs) and work to maintain and develop MDSTs throughout the state.
- ✓ Provide funding for training opportunities in regard to traffic safety expertise of engineers, traffic technicians and maintenance personnel at the state, county, and city levels.
- ✓ Provide funding to assist in contractual services to complete traffic engineering studies at the city and county levels.

Strategies:

- ✓ Continue to partner with the Iowa Department of Transportation to enable engineering improvement throughout the state with a focus on traffic safety.
- ✓ Educate local traffic safety personnel to enhance traffic safety stakeholders to become involved in MDSTs.

Results:

Section 402 funding was utilized to support multi-agency and multi-disciplinary efforts from an engineering viewpoint in with a focus on traffic safety and education. Funding also aided in the continuous multi-disciplinary collaboration necessary for the overall objective to reduce fatalities and serious injuries on Iowa roadways.

Project Summaries / Achievements

Iowa Department of Transportation, Office of Traffic and Safety /

Safety Circuit Rider

Project # 14-402-MORS, Task 01-00-00

Results of 2014 programs greatly exceeded 2014 goals. During the funded year the following number of individuals were trained in FHWA-approved courses:

Workshops	Number	Attendance
Work Zone and Flagger Training – Local Entities	34	717
Work Zone Safety and Flagger Training for Utilities	4	59
Iowa DOT Work Zone Training Workshops	8	794
Flagger Training for Community Colleges	5	50
Retro Reflectivity Training Workshops	3	13
Total	54	1,633

**Iowa Department of Transportation, Office of Traffic and Safety /
Multi-Disciplinary Safety Teams (MDSTs)**

Project # 14-402-MORS, Task 02-00-00

FFY 2014 funding continued to support the MDST programs through the state. The MDST Advisory Team provides project guidance and support to local MDSTs as an element of the Strategic Highway Safety Plan. The cooperative enforcement-engineering program support interdisciplinary efforts to improve safety. During 2014, a one-page MDST Guide was developed to provide information about the purpose of MDSTs and the potential benefits to stakeholders. In 2014, the MDST Advisory Team contracted with the local LTAP agency to develop a survey for all potential MDSTs and potential MDSTs.



Lt. Dan Schaeffer, Iowa State Patrol and Randy Novak, Fire Training Bureau – State Fire Marshal’s Office, Iowa Department of Public Safety, present information regarding crash incident management at a Mason City MDST meeting.

**Iowa Department of Transportation, Office of Traffic and Safety /
Traffic Engineering Assistance Program (TEAP)**

Project # 14-402-MORS, Task 03-00-00

TEAP traffic safety studies were completed at 12 locations during 2014 with an additional 13 studies being carried forward to 2015. Each TEAP study involved community involvement of all interested parties, analysis of current conditions, identification and recommendation of improvements, and identification of potential funding sources to help guide local governments toward implementation. Additional studies include 8 completed Safe Routes to School locations and studies provide to 19 units of local government. Engineers directed all studies and coordinated efforts.

Teen Drivers

Program Overview:

Traffic fatalities continue to be the leading cause of death among youth. Over the past 5 years, Iowa has seen a downward trend in drivers age 20 or younger involved in fatal crashes.

Effective July 1, 2014, an enhanced graduated driver's license (GDL) law went into effect. Applicants for an intermediate license must have an instruction permit for at least 12 months before being eligible to upgrade. In addition, unless waived by a parent or guardian, the holder of an intermediate license must limit the number of unrelated minor passengers to one for the first six months after it is issued.

Targets:

- ✓ Reduce drivers age 20 or younger involved in fatal crashes 6.25% from the 2012 annual number of 48 to 45 by December 31, 2014.

Strategies:

- ✓ Continue the desk-top driving simulator program.
- ✓ Continue the use of social media to provide a platform to release traffic safety information.
- ✓ Continue to educate youth about the dangers of drinking and driving.

Results:

- ✓ Drivers age 20 or younger involved in fatal crashes reduced 28.57% from the 2012 annual number of 49 to 35.

Teen years are an impressionable time when good choices need to be made. The GTSB purchased desk top driving simulator in late 2011 and launched a simulator program in 2012. GTSB staff travel throughout the state to conduct the simulator program. The simulator program establishes a foundation that was well-received by students. The simulator events involve the driver becoming engaged in a cell phone call or text message. Sometimes fatal vision goggles are also used during the driving experience. These methods help students to realize how distraction and impairment can impede driving skills. During FFY 2014, a total of 45 locations within the state were visited and reached more than 3,707 individuals, primarily young drivers.

The GTSB also believes strongly that peers are an important element in good driving behaviors. Programs such as S.A.F.E. have been implemented (See page 40). The peer involvement is invaluable. Through peer leadership, teens can also develop creative ways to get traffic safety messages to friends.

Social media is another way that GTSB provides traffic safety information through which teens can become engaged. The GTSB updates Facebook and Twitter on a regular basis. Information posted includes but is not limited to high visibility enforcement, news articles, and press releases.

Project Summaries /Achievements

Creative Visions

Project # 14-402-MOTSP, Task 01-00-00

Efforts conducted through Creative Visions are primarily within the Des Moines metro/inner city schools and are peer-to-peer based. Special events during FFY 2014 include “I’ll Make Me a World” celebrations, traffic safety workshops for teens on distracted driving prevention and safety belt usage. The Creative Visions World Youth Leadership Academy (WYLA) and the “Teen Traffic Safety Unit” concerning distracted driving prevention and belt usage during the Fall Festival held at the Grubb YMCA and the Stop the Violence Rally both held in September 2014. At community type events Creative Visions provided a table displaying traffic safety materials for distribution.

**Iowa Department of Transportation,
Office of Traffic and Safety / Youth**

Project # 14-402MOTSP, Task 02-00-00

East Sac County School District was chosen to begin a Seat Belts are For Everyone (S.A.F.E) Program. East Sac County was chosen after an analysis of fatalities and injuries per 1,000 students in which the school district’s fatality rate was 294.1. S.A.F.E. is designed to be student led. Initially a core group of students were identified to help lead monthly traffic safety activities. The students also conducted a safety belt survey at all four locations of schools within the East Sac County Community School District. Pre-program results were low but increased by the end of the 2013-2014 school year.

	Pre- Survey (Conducted 3/12/2014)				End of Year Survey (Conducted May 2014)				% Increase/Decrease
	Buckled	Not Buckled	Total Observed	% Buckled	Buckled	Not Buckled	Total Observed	% Buckled	
Drivers (All 4 Locations)	193	181	374	51.60%	258	104	362	71.2%	39.98% Increase
Passengers (All 4 Locations)	67	68	135	49.62%	82	40	122	67.2%	35.43% Increase
Drivers (High School Location Only)*	110	145	255	43%	131	36	167	78.4%	82.32% Increase
Passengers (High School Location Only)*	23	35	58	39.6%	22	9	31	71%	79.29% Increase

*All drivers were observed; therefore, high school does not denote a teen driver.

During the early fall of 2014, tragedy occurred in this small county with 2 different crashes taking the lives of three 16-year old females. Due to the strong support of the sheriff, school, and community, the S.A.F.E. program continued through the duration of FFY 2014 and is gearing up for their 2nd year in FFY 2015 as it was realized more than ever the importance of traffic safety education.

Farm Safety for Just Kids**Project # 14-405b-M1*TSP, Task 01-00-00**

The Buckle Up or Eat Glass (BUEG) and Rural Road Safety (RRS) programs are managed through Farm Safety for Just Kids. Seventeen sites were identified for the community programs to be implemented: Adair, Afton, Anita, Audubon, Cascade, Clarinda, Eldora, Epworth, Everly, Fairbank, Harlan, Lamoni, Manchester, Marengo, Nevada, Paulina, and Shenandoah and Nevada. The BUEG project manual has been fully updated. The content was posted on the Farm Safety for Just Kids website. The website also includes a separate page for rural roadway safety content and a special section on the Buckle Up or Eat Glass Program. During FFY 2014, a total of 55 billboards were produced and posted in various rural areas across the state with a farm safety message.

Iowa Health Systems**Project # 14-405b-M1*TSP, Task 02-00-00**

Through Iowa Health Systems, traffic safety efforts were presented through the "ThinkFirst" program and through the development/planning for the "One Second" program. Fourteen "ThinkFirst" Iowa presentations were held during the first quarter of FFY 2014 with 1,591 students in attendance. For the transition to the "One Second" program, a teen focus group was formed with a student representatives from Des Moines area high schools to help rate presentations styles, and to provide feedback on different types of videos and interactive presentation activities. The "One Second" programs will begin in FFY 2015. A Teen Driver Video Challenge was piloted at Valley High School (West Des Moines, Iowa) to encourage students to create a public service announcement (PSA) focusing on distracted driving that would resonate with their peers. The winning PSA was re-filmed professionally and was used as an actual PSA on WHO-Channel 13 for two weeks.

Mercy Medical Center**Project # 14-M0TSP, Task 03-00-00**

During 2014, a series of over 43 classes were presented to over 1,450 students in regard to the dangers of impaired driving. Through partnerships formed with Siouxland CARES, Western Iowa Tech, and area schools, a significant downward trend is being seen in regard to impaired driving. A survey from Siouxland CARES, shows in 1999, 61% of 12th graders had ridden with someone who had used alcohol or other drugs; 2014 reflected that 24% had. In 1999, 49% of 12th graders had driven after using alcohol or other drugs with a decrease to 20% in 2014. In a similar survey conducted with 10th graders, in 1999 57% of 10th graders had ridden with someone who had used alcohol or other drugs; 2014 reflected a decrease to 22%. In 1999, 27% of 10th graders had driven after using alcohol or other drugs, with 22% indicating such in 2014. An advisory board for Reality Education Alcohol Prevention (REAP) is comprised of local advocates and continues a strong partnership making recommendations for impaired driving issues. Public information activities and presentations were conducted throughout the year in the Sioux City, IA, area.

Traffic Records

Program Overview:

Complete and accurate data records provide for the quality of Iowa's overall traffic records system. The Statewide Traffic Records Coordinating Committee (STRCC), is proof of Iowa's strong understanding of the importance of traffic records. Partners active in STRCC represent many traffic safety disciplines and persistently strive to improve the overall traffic records system. STRCC understands traffic records data is the foundation for overall traffic safety project and the data from the 6 core data sets – Crash, Roadway, Drivers, Citation, Vehicle, and EMS – help identify problems and countermeasures. Projects supported by Section 405(c) – (State Traffic Information System Improvement) funding focus on improving the accuracy, completeness, timeliness, uniformity, accessibility, and integration of the records system while complying to national data standards such as Model Minimum Uniform Crash Criteria (MMUCC), National Emergency Medical Services Information System (NEMSIS), and Model Inventory of Roadway Elements (MIRE).



Targets:

- ✓ Collect and populate the Roadway System with intersection data to include data within the secondary system.
- ✓ Develop and deploy a data web-portal.
- ✓ Continue to review and implement recommendations made during the 2011 Traffic Records Assessment.
- ✓ Continue to improve the overall traffic records system core areas of crash, driver, vehicle, injury surveillance, roadway, and citation/adjudication in the performance areas of accuracy, completeness, integration, timeliness, uniformity, and accessibility.
- ✓ Provide training opportunities for Iowa's safety analysis tools as a way to provide accurate information that can be utilized by law enforcement to assist in identifying problematic areas and times to support high visibility enforcement efforts.
- ✓ Convert all TraCS 7.3 agencies to TraCS 10 by spring 2014.

Strategies:

- ✓ With the assistance of the Iowa Department of Transportation Web Team, design a data portal to include all areas of traffic records.
- ✓ Provide funding to support the upgrade of TraCS 10.

Results:

STRCC meetings during FFY 2014 were held on January 23, May 22, and September 18, 2014. The attendance of each meeting averages around 35 participants who represent various traffic safety disciplines. Through STRCC, the recommendations of the last Traffic Records Assessment continue to be reviewed and addressed.

Although not funded by Section 405(c), during 2014, that state unveiled a traffic data portal, www.iowadot.gov/tsda/index.html. The development of a Traffic Records addressed a major recommendation made during the 2011 Traffic Records Assessment. The site contains information about the six core data sets, various reports, information about STRCC, a data request form, and contact information.

A major milestone was met with the completion of the conversion project from TraCS 7.3 to TraCS 10. The upgraded software provides enhancements to improve the accuracy and completeness of electronically submitted data by law enforcement agencies. The completion of the conversion will now allow for the roll-out the revised crash form in January 2015.

During FFY 2014, Iowa utilized the Traffic Records Improvement Reporting System (TRIPRS). The system provided for a compendium of information on each of the projects identified in the state's Traffic Records Strategic Plan (TRSP).

In 2014, Iowa Department of Public Safety Commissioner, Larry L. Noble, serving as Iowa's Governor's Representative for Highway Safety, submitted a request to NHTSA for a Traffic Records Assessment. In September 2014, the GTSB received confirmation the assessment will be conducted August 31, 2015 – December 7, 2015. The GTSB will work with traffic records managers and STRCC membership to prepare and participate in the upcoming assessment process.

Project Summaries / Achievements

Iowa Department of Transportation/Driver Services

Project # 14-405c-M3DA, Task 01-00-00

The Iowa Department of Transportation subcontracted with the University of Iowa Injury Prevention Research Center (IPRC) to conduct traffic-related behavioral studies. Some areas of work during 2014 included research in regard to identification of individual crash, and environmental factors associated with crashes to vulnerable road users such as bicyclists and pedestrians, identification of crash patterns and characteristics associated with elderly drivers, teen driving behaviors, and rural crash assessments.

Iowa Department of Transportation/ Motor Vehicle Enforcement/TraCS

Project # 14-405c-M3DA, Task 02-00-00

During FFY 2014 all TraCS agencies were converted to TraCS 10 (242 total agencies). During the funding period, electronic crash reporting submissions increased 1.5% to 96% at the close of FFY 2014. Traffic citations submitted electronically increased 2%. Iowa DOT continues to work with the Iowa Department of Human Rights, Criminal and Juvenile Justice Planning in regard to the coordinated effort of integrated crash/citation data. A successful TraCS User's Conference was held in October of 2013 with 215 in attendance.

Iowa Department of Transportation/ Office of Traffic and Safety

Project # 14-405c-M3DA, Task 03-00-00

In FFY 2014, intersection and interchange data collection continued. The collection and review of intersection data was completed on primary road intersection, rural paved secondary intersections, rural unpaved secondary intersection, and non-primary municipal. The collection of data on approximately 500 interchanges was collected. Curve data was also collected and upon the close of FFY 2014 was still pending review. A portion of the primary road intersections have been imported into Oracle Spatial. There were attributes collected for 3,784 intersections and the associated 13,517 approaches. The collection of intersection data was utilized for the 2014 Interim Progress Report.

**Iowa Department of Human Rights/
Criminal and Juvenile Justice Planning (CJJP)**

Project # 14-405c-M3DA, Task 04-00-00

Projects involving data integration and linkages continue through the Iowa Department of Human Rights/CJJP. There continues to partner with the University of Iowa for research projects in the area of teen drivers, bicycle/pedestrian, and elderly drivers in which CJJP has provided various datasets. In 2014, CJJP played an instrumental role in the development of the state's data portal and will continue to support the citation/adjudication section of the site.

Iowa State Patrol

Project # 14-405c-M3DA, Task 05-00-00

Key members of the Iowa State Patrol are heavily involved with the Iowa Department of Transportation on matters of mutual concern regarding TraCS (Traffic and Criminal Software) and MACH (Mobile Architecture for Communications Handling) interface. Funding through this grant supports the Iowa State Patrol to attend specialized trainings directly related to data. During FFY 2014, representatives of the Iowa State Patrol attended the following conferences/workshops: Traffic Records Forum, National Model Steering Committee Meeting (Omaha, NE), National Model Steering Committee Meeting (Rapid City, SD), and the IACP Law Enforcement Information Management Annual Conference.

**Iowa State University, Iowa Traffic Safety Data Services (ITSDS)
Institute for Transportation (In-Trans)**

Project # 14-405c-M3DA, Task 06-00-00

In-Trans and the Iowa Traffic Safety Data Service (ITSDS) provided traffic safety data-related analyses and presentation materials as requested for decision-making, effective presentation of information, and education. During FFY 2014, ITSDS addressed over 129 requests from or on behalf of more than 47 different agencies / individuals. Requests covered a wide range of areas and topics, including older drivers, impairment, motorcyclists, non-motorists, site/project specific analysis/trends/history, agency-specific crash experience, speed, heavy truck, occupant protection, and enforcement impacts. ITSDS also provided ongoing support for several Department of Transportation, Office of Traffic and Safety efforts in addition to requests that were multidisciplinary in nature. Funding also allowed for In-Trans staff to attend the International Traffic Records Forum in October 2013 in Minneapolis, Minnesota.

Iowa Department of Public Health/EMS

Project # 14-405c-M3DA, Task 07-00-00

Over the course of FFY 2014, 367 out of 396 transport services submitted EMS run data. Although this reflects a slight decline in the number from fiscal year 2013, over the past year some services either closed or joined with others into a single entity. The Iowa Department of Public Health has established a contract for EMS/Trauma registry application to vendor Image Trend and intends to rollout the EMS registry statewide by the end of 2nd quarter of FFY 2015. As part of the recently signed EMS registry contract bimonthly implementation meetings have been held. Services that will be using 3rd party software will be responsible for ensuring their software is NEMSIS 3 compliant for a successful submission to Image Trend. In 2014, the Department of Public Health/EMS Bureau played an instrumental role in the development of the state's data portal and will continue to support the EMS section of the site.

Iowa Department of Public Health/CODES

Project # 14-405c-M3DA, Task 08-00-00

Linkages were successful between 2012 and 2013 crash data to deaths, inpatient hospital, and emergency department data. A data dictionary was prepared including elements of all files linked to crashes which will be used to produce future reports.

**Iowa Department of Public Safety, Division of Criminal Investigation
Criminalistics Laboratory**

Project # 14-405c-M3DA, Task 09-00-00

Funding provided for the purchase of a liquid chromatography tandem-mass spectrometer (LC/MS/MS) for the Iowa Division of Criminal Investigation, Criminalistics Laboratory. The LC/MS/MS will be utilized for toxicology screens for drugs in blood. Before the acquisition of this equipment, such cases were sent to laboratories outside the state of Iowa. At the close of 2014, the instrument was still in the process of installation. After installation is complete, the instrument must be validated prior to utilization on casework or methods development.


Distracted Driving

The Governor's Traffic Safety Bureau takes an active role in providing education about distracted driving through various activities and venues. The desktop driving simulator program that was initially introduced in 2012 continues to be a strong part of the educational component. The simulator provides a hands-on approach which allows participants to understand how driving behaviors affect senses and reaction times. Cellular phone calls, text messages, and fatal vision goggles are incorporated during the driving experience. During FFY 2014, GTSB staff participated in 45 events in which an estimated 3,707 individuals, primarily youth drivers, were reached.



GTSB staff presented the driving simulator program to Lewis Central High School in Council Bluffs Iowa, in October 2013.

Photo by Kyle Bruggeman, The Daily Nonpareil



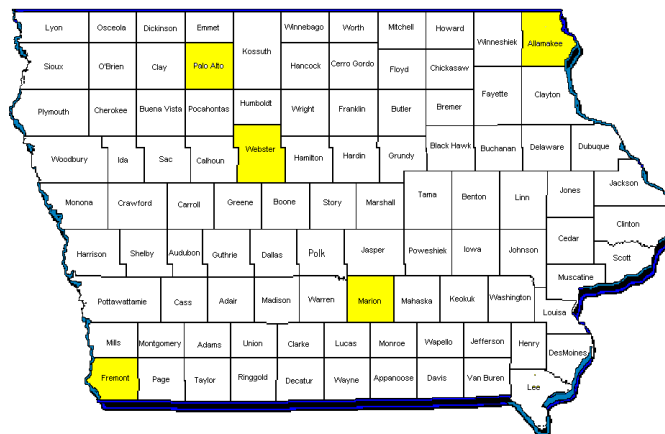
The Safe Lanes Employee Safety Driver Program was launched in 2014. The purpose of the program is to educate Iowa businesses about the dangers of using electronic communications devices while driving. Not only is employee safety an issue, but company liability is a growing factor. The GTSB designed a guide to help employers develop policies. The guide contains distracted driving facts, information about employer liability, sample distracted driving policies and a listing of additional resources. Businesses can obtain a guide by contacting the GTSB office or can download through the GTSB microsite www.drivesmartiowa.com.

Media and media relations are invaluable toward the overall objective to educate the public and to change driving behaviors. The GTSB utilizes numerous mediums to raise awareness to the dangers of distracted driving including public service announcements, print, billboards, and signage at athletic events. During National Distracted Driving Awareness Month, the GTSB supported a distracted driving paid media campaign to provide awareness around the dangers of texting and driving utilizing digital components including Pandora, In-App Mobile Advertising, and radio. Earned media was also gained during 2014 with numerous news stories and articles initiated by the media about distracted driving.

The GTSB also maintains an array of distracted driving awareness promotional and educational materials for distribution throughout the state. Specific distracted driving items available during 2014 included brochures about Iowa's electronic communications device law, Safe Lanes guides, pledge cards, and thumb bands.

Rural Roads

High Five Rural Traffic Safety Project – 2012 data reflects that 72% of fatal crashes in Iowa occurred on secondary rural roads. Secondary rural roads make up approximately 79% of roadways in the state of Iowa. During FFY 2014, a program was developed to address rural traffic issues. The special project was entitled “High Five Rural Traffic Safety Project”; commonly referred to as “High Five”. After analysis of fatality and injury data, in addition to safety belt usage rates, five rural counties would be chosen to participate in the project. The five county sheriff offices would be eligible for funding to work overtime with the primary focus being occupant protection. Requirements of participating counties include conducting high visibility enforcement projects, safety belt usage surveys, reporting of BAC and drug testing results on all fatalities within the jurisdiction, an educational component and participation in a road safety audit, if applicable. The “High Five” project was initiated April 1, 2014 and the pilot project will run for 18-months. The five counties chosen in 2014 to participate in the “High Five” program include Allamakee, Fremont, Marion, Palo Alto, and Webster. The Iowa State Patrol also participates in “High Five” efforts. The “High Five” program brings together enforcement, education, and engineering specifically in the rural setting.



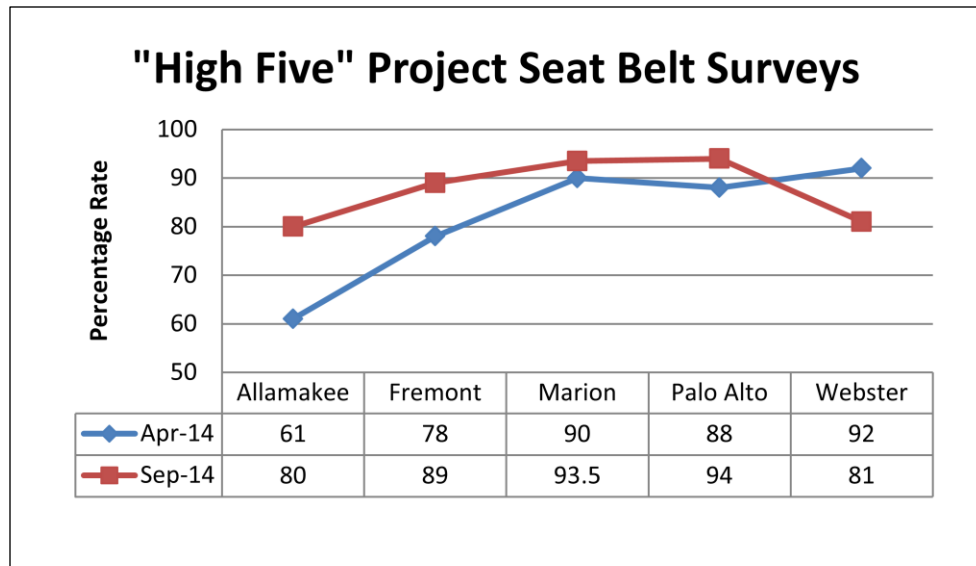
Location of “High Five” counties throughout the state.



Measurable goals of the "High Five" program include:

1. Reduction of serious injury crashes and fatalities.
2. Increase seat belt usage.
3. Improve rural roadways.

Prior to the start of the "High Five" program, each county was asked to conduct a seat belt survey with a second one upon the completion of the first 6-months of the program. With the exception of one county, all counties reflected an increase in belt usage based upon an observational survey method.



A strong component of the "High Five" program is the continuous interaction of traffic safety professionals.

Media (Paid/Earned/Social) and Public Outreach

The Governor’s Traffic Safety Bureau uses a variety of venues and works with the media to provide information to the public regarding traffic safety.

Paid Media - Paid media is the mechanism the GTSB uses to deliver specific messages for a particular target audience. Through the purchasing of advertising, there is a guarantee the message/public service announcement will be aired at specific times and on specific stations. Media models created by NHTSA are used by the GTSB during the national mobilization events such as “Click It or Ticket” and “Drive Sober or Get Pulled Over”. State-level media purchases are coordinated with national media plans during the mobilization periods.

The Integer Group

**Project # 14-405b-PM-M1PE, Task 03
14-405d-M6OT, Task 51
14-405f-M9MA, Task 02
14-402-MOPM, Task 07**

The Integer Group is the GTSB’s main media source. Through The Integer Group, media is purchased to in support of national mobilizations and other campaigns. In addition to traditional TV and radio spots, The Integer Group included Pandora and mobile apps in the media mix for FFY 2014. Media plans for “Click It or Ticket” and distracted driving campaigns were developed and approved. The buy included digital advertising on Pandora and ads in mobile gaming apps as well as traditional radio. Earned media was also received throughout the campaign period. The Integer Group developed a new concept for a more cost-effective child passenger safety brochure. These brochures were printed and distributed throughout the state. Using the NHTSA media plan as a guideline, Integer developed, received approval and executed a media plan for the national “Drive Sober or Get Pulled Over” campaign which also incorporated earned, paid, and free media. Efforts in the area of motorcycle included creating a communications/social media plan and distributed PSA material to all Iowa media outlets in regard to motorcycle safety Web content, including new fact sheets, was updated for all areas of traffic safety on www.drivesmartiowa.com. The Integer Group also created social media content for use on Facebook and Twitter throughout the year.

Alliance Sport Marketing

**Project # 14-405b-M1PE, Task 01-00-00
Project # 14-402-MOPM, Task 01-00-00**

Alliance Sport Marketing partnered with the GTSB to coordinate traffic safety messaging to include premium signage, public address announcements, and schedule posters at 17 motorsport venues throughout the state. A minimum of 3 announcements were made at each event and 2,500 event posters were produced and distributed throughout motorsport communities (for a total of 42,500 posters). Alliance targeted males ages 18 – 44; a demographic category identified as “at-risk” by NHTSA.



Signage at the Iowa Speedway, Newton, Iowa.

IMG College – Drake**Project # 14-405b-M1PE, Task 02-00-00**

Public service announcements aired during Drake University football and basketball games. Anti-texting messages were displayed for two minutes of game clock time at each of 28 games between November and March. Total attendance was 86,540 for all games. The 28 games also include 12 televised games: 1 game on Mediacom Chann22 and one game on Fox Sports Midwest. Traffic safety messages were also displayed on an electronic ad panel during the Drake Relays. The 2014 Drake Relays attendance was 40,795 and also received national coverage on NBC Sports Network, including multiple re-airs. One banner ad was provided on www.godrakebulldogs.com with a link to the DPS/GTSB web page. Banner ads in two locations received 500,000 total impressions during FFY 2014. Banner ads linked to DPS/GTSB webpage and had an anti-distracted driving message.

Learfield Sports**Project # 14-402-M0PM, Task 32-00-00****Project # 14-405d-M6OT, Task 32-00-00**

Safety belt use, impaired, and distracted driving prevention public service announcements were developed and approved and aired during 24 Hawkeye and Cyclone football and basketball games. Messages included no texting, “Click It Or Ticket”, teen driver safety, impaired driving, and back to school messages. One 30-second PSA was aired on the Hawkeye and Cyclone Network between April and August. Approved web banner and story level ads also rotated on hawkeyesports.com and cyclones.com with GTSB links. Throughout FFY 2014, the web impressions for Hawkeye and Cyclone official university websites were reported at 2,197,735 impressions.

Screenvision Direct**Project # 14-402-M0PM, Task 06-00-00**

An effective campaign was managed by Screenvision Direct which was based upon “geographical targeting” of consumers throughout Iowa. Screenvision Direct is a sole source provider of cinema advertising in the State of Iowa with a 90% cinema market share. Theatre locations chosen for all early pre-show (EPS) advertising based upon high incident rates for the following cinema campaigns: driver impairment, “Click It or Ticket”, and distracted driving. Theatre locations chosen for the late pre-show (LPS) rural driver safety cinema campaign were rural based theater locations in the state of Iowa.

Iowa Sport Spotlight**Project # 14-402-M0OP, Task 03-00-00**

Iowa Sport Spotlight targets their efforts primarily with teen drivers. Section 402 funding supported efforts for Sports Spotlight to provide traffic safety messages with the potential to reach thousands of individuals through a variety of means including a statewide monthly sport magazine that focuses on high school athletics, a digital sports magazine, weekly radio, and e-letters. The distribution of the statewide sport magazine alone has a circulation to over 900 locations throughout the state of Iowa with an estimated 75,000 readers each month. The magazine features a full-page dedicated to the “Student Athlete of the Month” and includes the GTSB logo and website information. Each page also includes a “Click-It or Ticket” logo.

Iowa Barnstormers**Project # 14-402-M0PM, Task 08**

The Iowa Barnstormers is Iowa’s arena football team with its home being Wells Fargo Arena in Des Moines Iowa. Through the Iowa Barnstormers, traffic safety messages were delivered during each home game. Graphic signs were displayed at all home games. Fans were also urged to buckle up and drive home safely with public address messages at each home game. The 2014 season had a fan exposure of 73,810 in addition to TV exposure of approximately 450,000 Mediacom customers. The home game on April 19, 2014 was nationally televised on CBS Sports Network with the capability of reaching thousands of homes nationwide. The DPS/GTSB logo and website link were included on the Barnstormers’ website with approximately 196,000 website visits during the contract period.

Krogman & Associates

Project # 14-402-MOOP, Task 04-00-00

During 2014, the GTSB partnered with Krogman & Associates to provide radio announcements and signage at state high school championship tournaments for football, basketball, cheerleading, wrestling, track and volleyball. These events draw large crowds annually. For example, for wrestling, the state tournament claims the largest high school wrestling crowd in the nation with the final championship night alone having a sellout crowd of over 77,000 spectators plus an array of up to 400 credentialed members of the media. A variety of signage was used during 2014 including rotating electronic signs, rotating scorer's table signs and banners. Additional internet streaming and radio commercial were part of the mix for state baseball, volleyball, basketball and wrestling events. Wrestling, football and basketball were also televised. Krogman & Associates worked through the Iowa High School Sports Network (IHSSN) and their website, www.ihssn.com to have traffic safety messages and the logo of the Governor's Traffic Safety Bureau provided at the championship events. Through IHSSN an estimated 400,000 individuals are reached annually.



Examples of efforts by Krogman & Associates: TV coverage of the Iowa High School State Wrestling Championships and digital signage at the Iowa High School State Football Championships.

Greater Des Moines Baseball

Project # 14-402-MOPM, Task 02-00-00

Greater Des Moines Baseball provided traffic messages through signage at Principal Park, Des Moines, Iowa, home of Iowa's Triple-A baseball team, the Iowa Cubs. Traffic safety signage provided at Principal Park included: "Click It or Ticket" sign providing 24/7 exposure to parking lot and adjacent roadway, "Drive Sober or Get Pulled Over" backlit sign in concourse area, and a "One Text or Call Could Wreck It All" fence sign which provided exposure to not only baseball fans but also could be seen via TV coverage. The attendance for the 2014 Iowa Cubs season was 492,060. In addition to the exposure received during the Iowa Cubs season, the 2014 High School Baseball State Tournament games are also played at Principal Park.



GTSB staff in front of the fence sign at Principal Park, Des Moines, Iowa.

Radio Iowa News / Learfield provided traffic safety messages across Iowa’s 116 rural radio stations. During the year, 16 different safety messages were developed and distributed, including 9 specific to motorcycle safety. Bonus/donated airtime is reflected below.

Distributed Messages				
	Campaign Length		Number of Radio Stations	Total Local Radio Station Messages
Regular Traffic Safety Messages	16 weeks		116	11,904
Motorcycle Safety Messages	12 weeks		116	7,896
Bonus/Donated Messages				
	Stations		Total Donated Local Radio Station Msgs.	Donated Airtime & Reduced Rate Value
	Radio Iowa	Brownfield		
Regular Traffic Safety Messages (8)	29	54	2,230	\$ 20,045
Motorcycle Safety Messages (6)	27	54	1,998	\$15,609

Earned Media –

Relationships formed with the media are invaluable. The media can be a strong asset in regard to raising awareness and to generate support for traffic safety education and efforts with the overall goal being to change driver behavior. Funded agencies are encouraged to provide press releases and work with the media to gain support, which strengthens credibility.

Social Media –

Social media continues to be a means of interaction where people create, share, and exchange information virtually. Social media captures a diverse audience which is connected through such networking. Social media allows for information to be posted and then reposted indefinitely so it is impossible to estimate how far reaching social media can be. The GTSB utilized both Twitter and Facebook as sites where traffic safety information was posted on a regular basis. Information shared included but was not limited to news articles, press releases, and high visibility enforcement efforts.

As of December 15, 2014, the GTSB Facebook site had 852 likes.



Other Public Outreach –

Iowa State Fair – The Iowa State Fair is the largest outreach project conducted by the Governor’s Traffic Safety Bureau. This year’s Iowa State Fair ran August 7 – 17, 2014. Annually the GTSB has an educational display booth at the fair. The booth provides important traffic safety information to fairgoers. New to the booth this year was the “Wheel of Knowledge”. Fairgoers could spin the wheel and answer a traffic safety trivia question to receive a traffic safety promotional item. Approximately 1 million individuals attend the fair annually. Due to the size of the event, the Iowa State Fair provides a great opportunity to reach a diverse group of people.



Educational Materials – Education is a key component in the process to change driving behavior. In addition to educational materials purchased by contracted partners, the GTSB maintains a variety of printed materials for distribution. Items request through our office are utilized by contracted agencies, private organizations, and schools. Some of the child passenger safety (CPS) information is available in both English and Spanish. During the year, the GTSB also encourages partners to utilize www.trafficsafetymarketing.gov when planning traffic safety events.

New Legislation

Changes to Iowa’s Graduated Driver’s License System – Effective January 1, 2014

Two changes to Iowa’s Graduated Driver’s License (GDL) took effect January 1, 2014:

1. Longer instruction time behind the wheel – The amendment increases the time a young driver is required to carry and instruction permit to 12 months, up from 6 months, before they can apply for an intermediate license.
2. Reducing distractions – The amendment restricts the number of passengers to one unrelated minor passenger during the first six months that a child has a license.

State Strategic Highway Safety Plan Implementation

Collaboration continues to occur between traffic safety stakeholders in regard to targets and strategies identified in the 2013 State Strategic Highway Safety Plan (SHSP). Stakeholder representatives commence quarterly to discuss and report on projects supporting the implementation of the SHSP. ATTACHMENT B contains the safety strategies identified in the Strategic Highway Safety Plan.

Noteworthy Practices

Advanced Roadside Impaired Driving Enforcement (ARIDE) and Drug Recognition Expert (DRE)



Law enforcement officers actively involved in proactive OWI and traffic law enforcement are encouraged to attend intensive, specialized trainings in the area of ARIDE and DRE. ARIDE is an intermediate level course designed to offer more than a basic understanding of the impairing effects (illicit and licit), alcohol, and/or the combination of both and to bridge the gap between Standard Field Sobriety Testing (SFST) and DRE certification. At the completion of the training, officers must be able to administer and interpret the horizontal gaze nystagmus (HGN) test for alcohol-impaired suspects, and be proficient in the administration and evaluation of the battery of tests involved with Standardized Field Sobriety Test (SFST) screening. Also upon the completion of the ARIDE course, officers will be able to recognize the broad category /categories of drugs inducing the observational signs of impairment. During FFY 2014, over 200 officers received the ARIDE training in courses held throughout the state.

The more advanced, specialized training of Drug Recognition Experts (DRE) resulted in the certification of 12 additional officers in 2014. The training involves two (2) intense



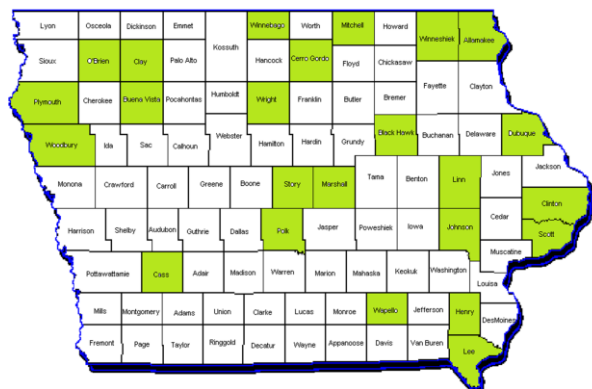
weeks of classroom instruction and then a one week hands-on training. The hands-on training is conducted in the state of Arizona.



ARIDE class hosted by the Altoona Police Department, January 2014.

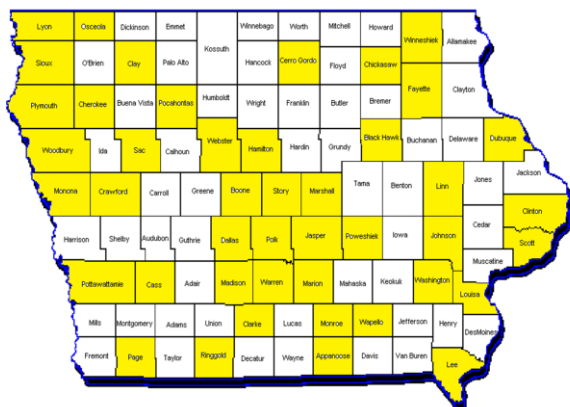
Counties that hosted A.R.I.D.E.

2011 - 145 Officers Trained, 2012 - 238 Officers Trained,
2013 - 306 Officers Trained, 2014 - 214 Officers Trained
Total Officers trained 903 Total A.R.I.D.E. classes hosted 43



Counties with one or more DRE's

60 Police Officers, 33 Deputy Sheriff's, 29 State Troopers, 2 D.O.T. Officers,
3 University Police officers, 1 DNR Officer, 1 DCI Agent



An example of the work of an Iowa DRE officer:

Local man charged with possession of heroin

JULY 15, 2014 5:00 AM

Authorities have accused a local man of driving after using heroin.

Jason Dawson, 43, was charged July 13 with OWI, third or subsequent possession of a controlled substance, and driving while barred.

According to online court documents, Iowa City police stopped Dawson driving a blue jeep for driving while barred.

While searching Dawson, authorities reportedly located two small bags of heroin in his wallet, as well as straw containing heroin residue in his pocket.

Dawson reportedly admitted to using heroin approximately one hour before he drove. The documents said Dawson showed signs of impairment, and he consented to a DataMaster test that resulted in a 0.000 blood-alcohol level.

A drug-recognition expert tested Dawson for drugs other than alcohol. The expert found Dawson to be under the influence of drugs.

The documents said Dawson was unable to safely operate a motor vehicle.

Dawson has had prior convictions for possession of a controlled substance. The convictions were in Aug. 5, 2005, and Aug. 22, 2006.

OWI is a serious misdemeanor. Driving while barred is an aggravated misdemeanor. Third or subsequent possession of a controlled substance is a Class-D felony.

— *by Rebecca Morin*

The following are preliminary stats for the DRE program for FFY 2014.

Number of Law Enforcement Evaluations by DRE's	583
Types of Drugs Found in Evaluations:	
Stimulants	182
Depressants	106
Hallucinogens	4
Dissociative Anesthetic	10
Narcotic	84
Inhalants	10
Cannabis	346
Poly Drugs	167
Number of DRE Instructors	129
Number of DREs in Iowa	129
Number of DRE Trained Each Year	12

New in FFY 2014

Acquisition of LC/MS/MS for Toxicology Screens for Drugs in Blood – Through Section 405(c) funding assistance, the Iowa Division of Criminal Investigation, Criminalistics Laboratory secured a Liquid Chromatography Tandem – Mass Spectrometer (LC/MS/MS) to be utilized for toxicology screens for drugs in blood. Before the acquisition of this instrument, such cases were sent to outside laboratories. The DCI Laboratory is in the process of working on validation methods for THC (a.k.a. marijuana) in blood. Once THC method validation is completed, all blood cases submitted to the DCI Laboratory will be screened for blood alcohol and THC. Validation methods for other drugs will continue and will be added to the screening / analysis process upon development. This equipment addition will enhance the labs ability to test drug samples and will expedite the testing procedure.

Traffic Safety Checkpoint Trailer – Through a partnership with the Iowa Department of Transportation, a traffic safety checkpoint trailer was acquired in FFY 2014 to be utilized law enforcement agencies statewide. The trailer is equipped with items necessary to run an effective and safe checkpoint. During 2014, the traffic safety checkpoint trailer was requested 5 times by law enforcement agencies throughout the state.

Employee Distracted

Driving Program – The Safe Lanes Employee Safe Driving Program was developed in 2014 to encourage Iowa businesses to create and implement distracted driving policies for their employees. A guide including fact sheets, information on the need to implement and enforce cell phone policies, and tips on managing common distractions was developed to assist businesses in developing their policies.



Special Events / Miscellaneous Highlights

“Zero Fatalities” Launched at Governor’s Weekly Press Conference –

The “Zero Fatalities” campaign was launched on Monday, June 30, 2014 at Governor Terry E. Branstad’s weekly press conference. Both the Governor and the Lt. Governor, Kim Reynolds announced their support of the multiagency effort. The “Zero Fatalities” campaign was initiated through the State Strategic Highway Safety Plan and includes initiatives from each of the partner agencies working to encourage safety driving behaviors through messages provided on television, radio, on-line spots and social media

Zero[®] Fatalities

A Goal We Can All Live With

Highway 61 – “Drive Sober or Get Pulled Over” Campaign – Over the 3-day period of August 15 – 17, 2014, the GTSB along with twelve (12) other agencies, focused on a special enforcement project of a nearly 200 mile stretch of Highway 61 in eastern Iowa. The enforcement project along Highway 61 ran from Dubuque to Keokuk and coincided with a portion of the national campaign “Drive Sober or Get Pulled Over”. The goal was to reduce the number of alcohol and drug impaired drivers and ultimately reduce the number of fatal crashes. Highway 61 was chosen after analyzing 5 years of crash data which revealed a high rate of impaired drivers and fatal crashes along the roadway. The three day enforcement produced:

802 citations/warnings	11 narcotics possession arrests
9 OWIs	2 personal injury crashes
58 motorist assist	0 fatalities

The following agencies took part in the enforcement project on Highway 61:

Muscatine County Sheriff’s Office
Lee County Sheriff’s Office
Clinton County Sheriff’s Office
Scott County Sheriff’s Office
Dubuque County Sheriff’ Office
Bluegrass Police Department

Walcott Police Department
LeClaire Police Department
DeWitt Police Department
Burlington Police Department
Muscatine Police Department
Iowa State Patrol, Districts 10, 12, and 13



Fall Safety Workshops – Annually the GTSB assists in the planning and implementation of the DOT Office of Traffic and Safety Fall Safety Workshops. The workshops are held throughout the state and are intended for local professionals from planning agencies, enforcement, engineering, consulting and other disciplines in all levels of government. Other partners include Iowa DOT Systems Planning and Local Systems, Federal Highway Administration, In-Trans at Iowa State University, and the Iowa Local Technical Assistance Program (LTAP).

Special Awards and Recognition

Iowa PSA takes 1st Place at National U.S.E.O. Conference – The Uniformed Safety Education Officers held their annual conference June 16 – 19, 2014 in Kansas City. Each year the conference presents new public service announcement produced by participating states as part of a competition for the best traffic safety promotions. This year Iowa’s new speed campaign was honored with a 1st place trophy for the television PSA and a 3rd place trophy for the radio PSA. The public service announcements, called “Drive Faster, Die Faster” were produced by The Integer Group. The speed PSA is scheduled to be released during the first quarter of FFY 2015.



CPS Fit Station Receives Governor’s Volunteer Award – Child Passenger Safety (CPS) Technicians were recognized with a Governor’s Volunteer Award for their work at the Des Moines Fit Station. This child restraint fit station is the longest running, most active Fit Station in Iowa. In operation since 1998, it has served hundreds of families from central Iowa by providing education and hands-on help to properly install child safety seats.



Representatives of the Des Moines Fit Station including GTSB Program Administrative Mark Nagel (left) and Lieutenant Governor Kim Reynolds (center).

Iowa Receives National Law Enforcement Challenge Award for Regional Enforcement Efforts –

Every year the International Association of Chiefs of Police (IACP), acknowledges leaders and organizations for their exceptional work in traffic safety through the National Law Enforcement Challenge (NLEC) awards program. The program provides law enforcement agencies with an opportunity to make a difference in the communities they serve and allows agencies to learn from one another and establish future goals in traffic safety enforcement and education.



GTSB Program Administrator Joanne Tinker, GTSB Bureau Chief Patrick Hoyer, and DPS Commissioner Larry L. Noble accept the National Law Enforcement Challenge Award at the 2014 IACP Conference.

The Governor’s Traffic Safety Bureau and the Department of Public Safety were selected as the 2014 award winner in the “Regional Enforcement Efforts” category. The Department was recognized for the implementation of the I-80 Challenge that took place July 2013. The focus of the “I-80 Challenge” was to bring together the 11 state highway patrol agencies along the 2,900 miles of Interstate 80 to create public awareness through both an increased law enforcement presence and media outreach. Since the I-80 Challenge, similar events have been held along I-40 and I-90.

The Department was honored at the IACP National Convention in Orlando Fl. in October 2014.

Federal Funds Expended on Projects

The Governor's Traffic Safety Bureau enters data at the project level in the Federal Grant Tracking System (GTS). The amount of federal funds expended and share to local benefit on each project is identified in the final voucher and is provided as ATTACHMENT C. For Section 402, Iowa's share to local benefit was 51.79%.

Training, Technical Assistance, Expertise and Other Resources Necessary for Success

As key stakeholders in traffic safety, the staff of the GTSB actively participates in webinars, conferences, meetings and other training activities to bolster their knowledge and partake in networking with other traffic safety partners. Staff will continue to be encouraged to attend trainings in NHTSA's core areas of program management, financial management, data analysis, and instructor development.



Iowa maintains a strong relationship with NHTSA through the staff of Region 7 who are available to provide direction, leadership, and support. Iowa will continue to work with NHTSA through collaborative efforts and goals to reduce deaths and serious injuries associated with traffic crashes.

The GTSB recognizes partnerships and collaboration are fundamental components for the success of traffic safety program. The GTSB is committed to maintain and continue to build strong partnerships who share the common goals to reduce traffic fatalities and serious injuries on Iowa's roadways. Efforts of each partner, especially when combined collaboratively with others throughout the state, help to achieve overall goals.

Looking To The Future

Iowa will remain cognizant of national traffic safety laws and initiatives and will continue to development partnerships and programs with the primary goal to reduce fatalities and serious injuries on Iowa roadways. Data and various materials such as NHTSA's "Countermeasures that Work" will help Iowa measure success of implemented programs. In the process of effectively managing contracts with traffic safety partners, the GTSB will continue to use sound practices to plan, implement, monitor, and assess for risk.


Data will continue to be the foundation of traffic safety efforts with the Statewide Traffic Records Coordinating Committee (STRCC) continuing efforts to improve the collection, analysis, and dissemination of data to help develop countermeasures and strategies.

The GTSB will seek new traffic safety partners to join in multi-agency efforts to support goals of the state highway safety office in addition to those that correspond with the state Strategic Highway Safety Plan. The GTSB will be an active partner in the implementation of unified efforts as outlined in the Strategic Highway Safety Plan.

Iowa recognizes that drug impairment is of a growing concern across the nation. Specialized instruction will continue in the areas of Advanced Roadside Impaired Driving Enforcement (ARIDE) and Drug Recognition Expert (DRE) training. Blood toxicology screens for drugs will begin in the state of Iowa crime laboratory which in turn will provide data for a better understanding of the impaired driving issue in Iowa.

Programs initiated by the GTSB, such as S.A.F.E., High Five Rural Traffic Safety Program, and Safe Lanes, will continue because of measurable successes of such initiatives. Other high visibility efforts such as sSTEP will continue and data will be utilized to identify problematic areas for special enforcement/corridor programs.

The GTSB will continue to utilize and expand the use of social media.



Coming together is a beginning;
keeping together **is** progress;
working together **is** success.

Henry Ford

For Additional Information Please Contact:

Governor's Traffic Safety Bureau
Iowa Department of Public Safety
215 E 7th Street, Des Moines, IA 50319

Phone: 515/725-6123 FAX: 515/725-6133

gtsbinfo@dps.state.ia.us
www.iowagtsb.org

**DMV Traffic Safety Survey
2014**

ATTACHMENT A

Response Frequency Tables

City				
City	Frequency	Percent	Cumulative Frequency	Cumulative Percent
Ankeny	213	29.87	213	29.87
Carroll	60	8.42	273	38.29
Cedar Rapids	247	34.64	520	72.93
Council Bluffs	130	18.23	650	91.16
Fort Dodge	63	8.84	713	100.00

Q1: How often do you use safety belts when you drive or ride in a car, van, sport utility vehicle, or pick-up?

Q1	Frequency	Percent	Cumulative Frequency	Cumulative Percent
1 Always	613	85.97	613	85.97
2 Nearly always	70	9.82	683	95.79
3 Sometimes	18	2.52	701	98.32
4 Seldom	5	0.70	706	99.02
5 Never	7	0.98	713	100.00

Q2: In the past 30 days, have you read, seen, or heard about safety belt enforcement by any law enforcement agency?

Q2	Frequency	Percent	Cumulative Frequency	Cumulative Percent
1 Yes	383	53.72	383	53.72
2 No	328	46.00	711	99.72
8 Missing	2	0.28	713	100.00

Q3: In the past 30 days, have you read, seen, or heard about night-time traffic enforcement by any law enforcement agency?

Q3	Frequency	Percent	Cumulative Frequency	Cumulative Percent
1 Yes	176	24.68	176	24.68
2 No	533	74.75	709	99.44
8 Missing	4	0.56	713	100.00

***DMV Traffic Safety Survey
2014***

Response Frequency Tables

Q4: What do you think your chances are of getting a ticket if you don't wear your safety belt?				
Q4	Frequency	Percent	Cumulative Frequency	Cumulative Percent
1 Very likely	293	41.09	293	41.09
2 Somewhat likely	292	40.95	585	82.05
3 Unlikely	91	12.76	676	94.81
4 Highly unlikely	35	4.91	711	99.72
8 Missing	2	0.28	713	100.00

Q5: Do you think the new law requiring everyone under the age of 18 to be buckled up regardless of their seating position in a vehicle is a good law?				
Q5	Frequency	Percent	Cumulative Frequency	Cumulative Percent
1 Yes	643	90.18	643	90.18
2 No	66	9.26	709	99.44
8 Missing	4	0.56	713	100.00

Q6: On a local road with a 25 mph speed limit, how often do you drive faster than 35 mph?				
Q6	Frequency	Percent	Cumulative Frequency	Cumulative Percent
1 Most of the time	36	5.05	36	5.05
2 Half of the time	93	13.04	129	18.09
3 Rarely	346	48.53	475	66.62
4 Never	234	32.82	709	99.44
8 Missing	4	0.56	713	100.00

**DMV Traffic Safety Survey
2014**

Response Frequency Tables

Q7: On a road with a 65 mph speed limit, how often do you drive faster than 75 mph?				
Q7	Frequency	Percent	Cumulative Frequency	Cumulative Percent
1 Most of the time	38	5.33	38	5.33
2 Half of the time	84	11.78	122	17.11
3 Rarely	335	46.98	457	64.10
4 Never	253	35.48	710	99.58
8 Missing	3	0.42	713	100.00

Q8: In the past 30 days, have you read, seen, or heard about speed enforcement by any law enforcement agency?				
Q8	Frequency	Percent	Cumulative Frequency	Cumulative Percent
1 Yes	376	52.73	376	52.73
2 No	337	47.27	713	100.00

Q9: What do you think the chances are of getting a ticket if you drive over the speed limit?				
Q9	Frequency	Percent	Cumulative Frequency	Cumulative Percent
1 Very likely	288	40.39	288	40.39
2 Somewhat likely	354	49.65	642	90.04
3 Unlikely	55	7.71	697	97.76
4 Highly unlikely	13	1.82	710	99.58
8 Missing	3	0.42	713	100.00

**DMV Traffic Safety Survey
2014**

Response Frequency Tables

Q10: In the past <u>30 days</u>, how many times have you driven a vehicle within 2 hours after drinking alcoholic beverages?				
Q10	Frequency	Percent	Cumulative Frequency	Cumulative Percent
0 None	598	83.87	598	83.87
1 1 time	47	6.59	645	90.46
2 2 times	29	4.07	674	94.53
3 3 times	16	2.24	690	96.77
4 4 or more	13	1.82	703	98.60
8 Missing	10	1.40	713	100.00

Q11: In the past <u>30 days</u>, have you read, seen, or heard about drunk driving enforcement by any law enforcement agency?				
Q11	Frequency	Percent	Cumulative Frequency	Cumulative Percent
1 Yes	453	63.53	453	63.53
2 No	253	35.48	706	99.02
8 Missing	7	0.98	713	100.00

Q12: What do you think the chances are of someone getting arrested if they drive after drinking?				
Q12	Frequency	Percent	Cumulative Frequency	Cumulative Percent
1 Very likely	358	50.21	358	50.21
2 Somewhat likely	283	39.69	641	89.90
3 Unlikely	49	6.87	690	96.77
4 Highly unlikely	13	1.82	703	98.60
8 Missing	10	1.40	713	100.00

**DMV Traffic Safety Survey
2014**

Response Frequency Tables

Q13: How often do you drive on gravel roads?					
	Q13	Frequency	Percent	Cumulative Frequency	Cumulative Percent
1	Daily	95	13.32	95	13.32
2	Once a week	100	14.03	195	27.35
3	Once a month	189	26.51	384	53.86
4	Once a year	188	26.37	572	80.22
5	Never	139	19.50	711	99.72
8	Missing	2	0.28	713	100.00

Q14: How often do you drive on rural hard surface roads?					
	Q14	Frequency	Percent	Cumulative Frequency	Cumulative Percent
1	Daily	308	43.20	308	43.20
2	Once a week	99	13.88	407	57.08
3	Once a month	149	20.90	556	77.98
4	Once a year	89	12.48	645	90.46
5	Never	63	8.84	708	99.30
8	Missing	5	0.70	713	100.00

Q15: How often do you use a cell phone when you drive?					
	Q15	Frequency	Percent	Cumulative Frequency	Cumulative Percent
1	Always	52	7.29	52	7.29
2	Sometimes	202	28.33	254	35.62
3	Seldom	155	21.74	409	57.36
4	Only when receiving a call	106	14.87	515	72.23
5	Never	193	27.07	708	99.30
8	Missing	5	0.70	713	100.00

**DMV Traffic Safety Survey
2014**

Response Frequency Tables

Q16: How often do you text or use email when you drive?				
Q16	Frequency	Percent	Cumulative Frequency	Cumulative Percent
1 Always	11	1.54	11	1.54
2 Sometimes	76	10.66	87	12.20
3 Seldom	93	13.04	180	25.25
4 Only to read text or email	74	10.38	254	35.62
5 Never	454	63.67	708	99.30
8 Missing	5	0.70	713	100.00

Q17: Your gender				
Q17	Frequency	Percent	Cumulative Frequency	Cumulative Percent
1 Male	323	45.30	323	45.30
2 Female	385	54.00	708	99.30
8 Missing	5	0.70	713	100.00

Q18: Your age				
Q18	Frequency	Percent	Cumulative Frequency	Cumulative Percent
1 Under 21	94	13.18	94	13.18
2 21-25	70	9.82	164	23.00
3 26-39	155	21.74	319	44.74
4 40-59	254	35.62	573	80.36
5 60-74	96	13.46	669	93.83
6 75 or older	38	5.33	707	99.16
8 Missing	6	0.84	713	100.00

Iowa Strategic Highway Safety Plan		
July 1, 2013 to December 31, 2016		15% ↓ by 2020
Summary of Goals & Output Measures		
Area	Effort	Goals
Education Safety Area	Multi-Media Education Campaign	Launch multimedia Zero Fatalities campaign.
	Enhance Driver Education	Enhance driver education programs in five school districts per year.
Enforcement Safety Area	High Visibility Enforcement	Deploy 1000 hours of high visibility, targeted enforcement activities per year with state enforcement officers.
	Deploy State-of-the-Art Technology	Equip all Iowa State Patrol and Iowa DOT Motor Vehicle Enforcement vehicles with LIDAR for speed enforcement.
		Sustain the GTSB equipment upgrade program for cities and counties.
		Strengthen public perception of traffic safety by adding messages to all existing full-size dynamic message signs along primary highways.
	Expand Impaired Enforcement Programs	Provide drug recognition expert training to 36 additional officers over the plan period.
		Provide advanced roadside impaired driving enforcement training to 450 additional officers over the plan period.
Construct a training program for recognition of drowsy or inattentive drivers and schedule training sessions during the plan period.		
Engineering Safety Area	Prevent Lane Departure Crashes	Add rumble strips to 350 miles of primary system per year.
		Add rumble strips to 30 miles of local system per year.
		Complete 200 miles of shoulder treatments on primary system per year.
		Delineate 200 curves on the primary system in the plan period.
		Delineate 100 curves on the local system in the plan period.
		Install 20 miles of median cable barrier per year.
	Improve Intersections	Write 15 local safety plans over the plan period to identify opportunity areas on county roads.
		Complete two rural expressway intersection improvements on the primary system per year
		Complete two multilane, urban intersection improvements on the primary system per year.
		Complete 10 local system intersections improved with destination lighting per year.
	Improve two signalized, urban intersections on the local system per year.	

Zero Fatalities®
A Goal We Can All Live With

Iowa Strategic Highway Safety Plan

15% ↓ by 2020

July 1, 2013 to December 31, 2016

Summary of Goals & Output Measures

Area	Effort	Goals
Policy Safety Area	Enhance Multiagency Collaborative Efforts	Explore funding an EMS Assessment by NHTSA.
		Form an interdisciplinary advisory team for the Zero Fatalities program
		Increase agency coordination and partnerships by organizing and conducting an annual statewide conference focused on Zero Fatalities.
	Strengthen Legislative Policies	Provide two safety issue reports to legislators per year. Papers will be developed by an interagency team to provide key information related to public policies.
Research and Data Safety Area	Safety Data Improvement	Launch a traffic records web portal to provide access to all six safety data sets by the end of the plan period.
		Create a web-based analytical tool by the end of the plan period.

Zero Fatalities®
A Goal We Can All Live With

Federal Reimbursement Voucher

U.S. Department of Transportation National Highway Traffic Safety Administration
Federal Reimbursement Voucher

State: Iowa

Page: 1

2014-FINAL
 Posted: 12/30/2014

Report Date: 12/30/2014
 Claim Period: 09/20/2014 - 09/30/2014
 Not Posted In DELPHI

Reimbursement Info: Total: \$:00

Program Area	Project	Description	HCS Federal Funds Obligated	Share to Local Benefit	State/Federal Cost to Date	Federal Funds Expended	Fed Previous Amount Claimed	Fed Funds Claimed this Period
NHTSA								
NHTSA 402								
Planning and Administration								
	PA-2014-00-00-01	GTSB - PLANNING AND ADMINISTRATION	\$144,851.74	\$:00	\$289,703.49	\$144,851.74	\$144,851.74	\$:00
Planning and Administration Total			\$144,851.74	\$:00	\$289,703.49	\$144,851.74	\$144,851.74	\$:00
Alcohol								
	AL-2014-00-00-03	GTSB - TRAVEL	\$1,096.17	\$:00	\$1,096.17	\$1,096.17	\$1,096.17	\$:00
	AL-2014-00-00-04	GTSB - PRINTING/PROMOTIONAL ITEMS	\$1,703.01	\$1,703.01	\$1,703.01	\$1,703.01	\$1,703.01	\$:00
	AL-2014-00-00-05	GTSB - PROGRAM MANAGEMENT	\$357,186.83	\$:00	\$357,186.83	\$357,186.83	\$357,186.83	\$:00
	AL-2014-00-00-29	ISU CONFERENCE AND PLANNING	\$15,634.61	\$15,634.61	\$15,634.61	\$15,634.61	\$15,634.61	\$:00
	AL-2014-01-00-00	CEDAR FALLS PD	\$12,234.73	\$12,234.73	\$12,234.73	\$12,234.73	\$12,234.73	\$:00
	AL-2014-02-00-00	DCI CRIME LAB	\$61,615.15	\$61,615.15	\$123,230.30	\$61,615.15	\$61,615.15	\$:00
	AL-2014-03-00-00	EVANSDALE PD	\$11,670.11	\$11,670.11	\$21,170.03	\$11,670.11	\$11,670.11	\$:00
	AL-2014-04-00-00	FAYETTE CO SO	\$11,639.80	\$11,639.80	\$11,639.80	\$11,639.80	\$11,639.80	\$:00
	AL-2014-05-00-00	IOWA LAW ENFORCEMENT ACADEMY	\$149,991.41	\$149,991.41	\$149,991.41	\$149,991.41	\$149,991.41	\$:00
	AL-2014-07-00-00	JOHNSTON PD	\$14,737.77	\$14,737.77	\$14,737.77	\$14,737.77	\$14,737.77	\$:00
	AL-2014-08-00-00	PROSECUTING ATTYS TRAINING CO	\$199,500.00	\$199,500.00	\$238,931.00	\$199,500.00	\$199,500.00	\$:00
	AL-2014-09-00-00	STATE COURT ADMIN OFFICE	\$26,225.00	\$26,225.00	\$26,225.00	\$26,225.00	\$26,225.00	\$:00
	AL-2014-10-00-00	U OF I PUBLIC SAFETY	\$7,585.80	\$7,585.80	\$7,585.80	\$7,585.80	\$7,585.80	\$:00
Alcohol Total			\$870,820.39	\$512,537.39	\$981,366.46	\$870,820.39	\$870,820.39	\$:00
Occupant Protection								
	OP-2014-00-00-01	GTSB - TRAVEL	\$3,507.06	\$:00	\$3,507.06	\$3,507.06	\$3,507.06	\$:00
	OP-2014-00-00-02	GTSB - PRINTING/PROMOTIONAL ITEMS	\$9,284.50	\$:00	\$9,284.50	\$9,284.50	\$9,284.50	\$:00
	OP-2014-00-00-03	STATE FAIR BOOTH	\$3,710.68	\$:00	\$3,710.68	\$3,710.68	\$3,710.68	\$:00
	OP-2014-00-00-04	GTSB - PROGRAM MANAGEMENT	\$326,062.09	\$:00	\$326,062.09	\$326,062.09	\$326,062.09	\$:00
	OP-2014-00-00-28	IOWA STATE PATROL	\$77,983.93	\$:00	\$77,983.93	\$77,983.93	\$77,983.93	\$:00

Federal Reimbursement Voucher

U.S. Department of Transportation National Highway Traffic Safety Administration
Federal Reimbursement Voucher

State: Iowa

Page: 2

Reimbursement Info: Total: \$0.00

Posted: 12/30/2014

Report Date: 12/30/2014

Claim Period: 09/20/2014 - 09/30/2014

Not Posted In DELPHI

2014-FINAL

Program Area	Project	Description	HCS Federal Funds Obligated	Share to Local Benefit	State/Federal Cost to Date	Federal Funds Expended	Fed Previous Amount Claimed	Fed Funds Claimed this Period
	OP-2014-00-00-29	ISU CONFERENCE AND PLANNING	\$15,634.61	\$15,634.61	\$15,634.61	\$15,634.61	\$15,634.61	\$0.00
	OP-2014-01-00-00	BLANK CHILDREN'S HOSPITAL	\$204,968.53	\$204,968.53	\$204,968.53	\$204,968.53	\$204,968.53	\$0.00
	OP-2014-02-00-00	COUNCIL BLUFFS PD	\$18,909.95	\$18,909.95	\$35,839.80	\$18,909.95	\$18,909.95	\$0.00
	OP-2014-03-00-00	DUBUQUE PD	\$21,862.23	\$21,862.23	\$21,862.23	\$21,862.23	\$21,862.23	\$0.00
	OP-2014-04-00-00	ISU - BEHAVIORAL RESEARCH SURVEY	\$6,180.47	\$0.00	\$6,180.47	\$6,180.47	\$6,180.47	\$0.00
	OP-2014-05-00-00	MARION PD	\$25,830.00	\$25,830.00	\$44,430.00	\$25,830.00	\$25,830.00	\$0.00
	OP-2014-06-00-00	MASON CITY PD	\$9,973.12	\$9,973.12	\$9,973.12	\$9,973.12	\$9,973.12	\$0.00
	OP-2014-07-00-00	MUSCATINE PD	\$14,202.33	\$14,202.33	\$18,702.33	\$14,202.33	\$14,202.33	\$0.00
	OP-2014-08-00-00	OTTUMWA PD	\$28,198.46	\$28,198.46	\$52,206.46	\$28,198.46	\$28,198.46	\$0.00
	OP-2014-09-00-00	POLK CITY PD - CITSTF	\$10,281.62	\$10,281.62	\$10,281.62	\$10,281.62	\$10,281.62	\$0.00
	OP-2014-10-00-00	WAPELLO CO SO	\$9,010.00	\$9,010.00	\$9,010.00	\$9,010.00	\$9,010.00	\$0.00
	OP-2014-11-00-00	WEST DES MOINES PD	\$30,013.71	\$30,013.71	\$30,013.71	\$30,013.71	\$30,013.71	\$0.00
	OP-2014-20-10-00	ACKLEY PD	\$1,471.39	\$1,471.39	\$1,471.39	\$1,471.39	\$1,471.39	\$0.00
	OP-2014-20-20-00	ADAMS CO SO	\$4,200.00	\$4,200.00	\$4,200.00	\$4,200.00	\$4,200.00	\$0.00
	OP-2014-20-40-00	ALBIA PD	\$4,200.00	\$4,200.00	\$4,200.00	\$4,200.00	\$4,200.00	\$0.00
	OP-2014-20-50-00	ALGONA PD	\$4,200.00	\$4,200.00	\$4,200.00	\$4,200.00	\$4,200.00	\$0.00
	OP-2014-20-70-00	ANAMOSA PD	\$4,200.00	\$4,200.00	\$4,200.00	\$4,200.00	\$4,200.00	\$0.00
	OP-2014-20-80-00	APLINGTON PD	\$1,439.62	\$1,439.62	\$4,200.00	\$4,200.00	\$4,200.00	\$0.00
	OP-2014-20-90-00	ARMSTRONG PD	\$1,000.00	\$1,000.00	\$1,439.62	\$1,439.62	\$1,439.62	\$0.00
	OP-2014-21-00-00	ARNOLDS PARK PD	\$4,157.88	\$4,157.88	\$1,000.00	\$1,000.00	\$1,000.00	\$0.00
	OP-2014-21-20-00	ATLANTIC PD	\$4,200.00	\$4,200.00	\$4,157.88	\$4,157.88	\$4,157.88	\$0.00
	OP-2014-21-50-00	BELLEVUE PD	\$4,200.00	\$4,200.00	\$4,200.00	\$4,200.00	\$4,200.00	\$0.00
	OP-2014-21-60-00	BLOOMFIELD PD	\$3,904.24	\$3,904.24	\$4,200.00	\$4,200.00	\$4,200.00	\$0.00
	OP-2014-21-70-00	BREWER CO SO	\$4,200.00	\$4,200.00	\$3,904.24	\$3,904.24	\$3,904.24	\$0.00
	OP-2014-21-80-00	BUCHANAN CO SO	\$4,200.00	\$4,200.00	\$4,200.00	\$4,200.00	\$4,200.00	\$0.00
	OP-2014-21-90-00	BUFFALO CENTER PD	\$900.00	\$900.00	\$4,200.00	\$4,200.00	\$4,200.00	\$0.00
				\$900.00	\$1,150.00	\$900.00	\$900.00	\$0.00

U.S. Department of Transportation National Highway Traffic Safety Administration
Federal Reimbursement Voucher

State: Iowa

Page: 3

2014-FINAL

Report Date: 12/30/2014

Reimbursement Info: Total: \$ 0.00

Posted: 12/30/2014

Claim Period: 09/20/2014 - 09/30/2014

Not Posted In DELPHI

Program Area	Project	Description	HCS Federal Funds Obligated	Share to Local Benefit	State/Federal Cost to Date	Federal Funds Expended	Fed Previous Amount Claimed	Fed Funds Claimed this Period
	OP-2014-22-00-00	BUTLER CO SO	\$3,000.00	\$3,000.00	\$3,000.00	\$3,000.00	\$3,000.00	\$ 0.00
	OP-2014-22-10-00	CALHOUN CO SO	\$4,200.00	\$4,200.00	\$4,200.00	\$4,200.00	\$4,200.00	\$ 0.00
	OP-2014-22-20-00	CAMANACHE PD	\$1,334.45	\$1,334.45	\$1,334.45	\$1,334.45	\$1,334.45	\$ 0.00
	OP-2014-22-30-00	CEDAR CO SO	\$4,200.00	\$4,200.00	\$4,200.00	\$4,200.00	\$4,200.00	\$ 0.00
	OP-2014-22-40-00	CENTERVILLE PD	\$3,425.00	\$3,425.00	\$3,425.00	\$3,425.00	\$3,425.00	\$ 0.00
	OP-2014-22-50-00	CHARLTON PD	\$1,276.30	\$1,276.30	\$1,276.30	\$1,276.30	\$1,276.30	\$ 0.00
	OP-2014-22-60-00	CHARLES CITY PD	\$3,900.00	\$3,900.00	\$3,900.00	\$3,900.00	\$3,900.00	\$ 0.00
	OP-2014-22-70-00	CHEROKEE CO SO	\$4,200.00	\$4,200.00	\$4,200.00	\$4,200.00	\$4,200.00	\$ 0.00
	OP-2014-22-80-00	CHEROKEE PD	\$4,000.00	\$4,000.00	\$4,000.00	\$4,000.00	\$4,000.00	\$ 0.00
	OP-2014-22-90-00	CHICKASAW CO SO	\$4,199.00	\$4,199.00	\$4,199.00	\$4,199.00	\$4,199.00	\$ 0.00
	OP-2014-23-00-00	CLARINDA PD	\$1,356.29	\$1,356.29	\$2,712.58	\$1,356.29	\$1,356.29	\$ 0.00
	OP-2014-23-10-00	CLARION PD	\$1,950.00	\$1,950.00	\$1,950.00	\$1,950.00	\$1,950.00	\$ 0.00
	OP-2014-23-30-00	CLAY CO SO	\$3,559.38	\$3,559.38	\$3,559.38	\$3,559.38	\$3,559.38	\$ 0.00
	OP-2014-23-40-00	CLINTON PD	\$1,418.82	\$1,418.82	\$1,418.82	\$1,418.82	\$1,418.82	\$ 0.00
	OP-2014-23-50-00	COLUMBUS JUNCTION PD	\$3,760.42	\$3,760.42	\$4,850.42	\$3,760.42	\$3,760.42	\$ 0.00
	OP-2014-23-60-00	COON RAPIDS PD	\$3,500.00	\$3,500.00	\$3,500.00	\$3,500.00	\$3,500.00	\$ 0.00
	OP-2014-23-70-00	CORRECTIONVILLE PD	\$2,829.69	\$2,829.69	\$2,829.69	\$2,829.69	\$2,829.69	\$ 0.00
	OP-2014-23-80-00	CORYDON PD	\$2,500.00	\$2,500.00	\$2,500.00	\$2,500.00	\$2,500.00	\$ 0.00
	OP-2014-23-90-00	CRAWFORD CO SO	\$3,000.00	\$3,000.00	\$3,000.00	\$3,000.00	\$3,000.00	\$ 0.00
	OP-2014-24-00-00	CRESCO PD	\$2,400.00	\$2,400.00	\$2,400.00	\$2,400.00	\$2,400.00	\$ 0.00
	OP-2014-24-20-00	DALLAS CENTER PD	\$4,200.00	\$4,200.00	\$4,200.00	\$4,200.00	\$4,200.00	\$ 0.00
	OP-2014-24-30-00	DAVIS CO SO	\$2,500.00	\$2,500.00	\$2,500.00	\$2,500.00	\$2,500.00	\$ 0.00
	OP-2014-24-60-00	DECORAH PD	\$3,669.40	\$3,669.40	\$3,669.40	\$3,669.40	\$3,669.40	\$ 0.00
	OP-2014-24-70-00	DENVER PD	\$2,500.00	\$2,500.00	\$2,500.00	\$2,500.00	\$2,500.00	\$ 0.00
	OP-2014-24-80-00	DICKINSON CO PD	\$2,400.00	\$2,400.00	\$2,400.00	\$2,400.00	\$2,400.00	\$ 0.00
	OP-2014-25-00-00	DUNLAP PD	\$2,825.00	\$2,825.00	\$2,825.00	\$2,825.00	\$2,825.00	\$ 0.00

Federal Reimbursement Voucher

U.S. Department of Transportation National Highway Traffic Safety Administration
Federal Reimbursement Voucher

State: Iowa

Page: 4

Reimbursement Info: Total: \$:00

2014-FINAL

Posted: 12/30/2014

Report Date: 12/30/2014

Claim Period: 09/20/2014 - 09/30/2014

Not Posted In DELPHI

Program Area	Project	Description	HCS Federal Funds Obligated	Share to Local Benefit	State/Federal Cost to Date	Federal Funds Expended	Fed Previous Amount Claimed	Fed Funds Claimed this Period
	OP-2014-25-10-00	EAGLE GROVE PD	\$3,500.00	\$3,500.00	\$3,500.00	\$3,500.00	\$3,500.00	\$0.00
	OP-2014-25-20-00	EARLHAM PD	\$3,000.00	\$3,000.00	\$3,000.00	\$3,000.00	\$3,000.00	\$0.00
	OP-2014-25-30-00	ELDORA PD	\$2,814.14	\$2,814.14	\$2,814.14	\$2,814.14	\$2,814.14	\$0.00
	OP-2014-25-40-00	ELKADER PD	\$2,500.00	\$2,500.00	\$2,500.00	\$2,500.00	\$2,500.00	\$0.00
	OP-2014-25-60-00	ESTHERVILLE PD	\$4,090.00	\$4,090.00	\$4,090.00	\$4,090.00	\$4,090.00	\$0.00
	OP-2014-25-70-00	FAIRBANK PD	\$3,940.24	\$3,940.24	\$3,940.24	\$3,940.24	\$3,940.24	\$0.00
	OP-2014-25-80-00	FAIRFIELD PD	\$3,347.00	\$3,347.00	\$3,347.00	\$3,347.00	\$3,347.00	\$0.00
	OP-2014-25-90-00	FLOYD CO SO	\$4,055.85	\$4,055.85	\$4,055.85	\$4,055.85	\$4,055.85	\$0.00
	OP-2014-26-00-00	FOREST CITY PD	\$4,080.80	\$4,080.80	\$4,080.80	\$4,080.80	\$4,080.80	\$0.00
	OP-2014-26-10-00	FREMONT CO SO	\$4,000.00	\$4,000.00	\$4,000.00	\$4,000.00	\$4,000.00	\$0.00
	OP-2014-26-20-00	GLENWOOD PD	\$4,200.00	\$4,200.00	\$4,200.00	\$4,200.00	\$4,200.00	\$0.00
	OP-2014-26-30-00	GREENE CO SO	\$3,990.00	\$3,990.00	\$3,990.00	\$3,990.00	\$3,990.00	\$0.00
	OP-2014-26-40-00	GRINNEL PD	\$4,199.69	\$4,199.69	\$4,199.69	\$4,199.69	\$4,199.69	\$0.00
	OP-2014-26-50-00	GRUNDY CO SO	\$4,200.00	\$4,200.00	\$4,200.00	\$4,200.00	\$4,200.00	\$0.00
	OP-2014-26-70-00	GUTTENBERG PD	\$1,500.00	\$1,500.00	\$1,500.00	\$1,500.00	\$1,500.00	\$0.00
	OP-2014-26-80-00	HAMILTON CO SO	\$3,849.95	\$3,849.95	\$3,849.95	\$3,849.95	\$3,849.95	\$0.00
	OP-2014-26-90-00	HAMPTON PD	\$2,249.29	\$2,249.29	\$2,249.29	\$2,249.29	\$2,249.29	\$0.00
	OP-2014-27-00-00	HARDIN CO SO	\$4,200.00	\$4,200.00	\$4,200.00	\$4,200.00	\$4,200.00	\$0.00
	OP-2014-27-10-00	HARLAN PD	\$4,200.00	\$4,200.00	\$4,200.00	\$4,200.00	\$4,200.00	\$0.00
	OP-2014-27-20-00	HARTLEY PD	\$4,200.00	\$4,200.00	\$4,200.00	\$4,200.00	\$4,200.00	\$0.00
	OP-2014-27-30-00	HENRY CO SO	\$4,200.00	\$4,200.00	\$4,200.00	\$4,200.00	\$4,200.00	\$0.00
	OP-2014-27-40-00	HINTON PD	\$4,188.79	\$4,188.79	\$4,188.79	\$4,188.79	\$4,188.79	\$0.00
	OP-2014-27-50-00	HOWARD CO SO	\$3,842.94	\$3,842.94	\$3,842.94	\$3,842.94	\$3,842.94	\$0.00
	OP-2014-27-60-00	HUMBOLDT CO SO	\$3,500.00	\$3,500.00	\$3,500.00	\$3,500.00	\$3,500.00	\$0.00
	OP-2014-27-70-00	HUMBOLDT PD	\$2,887.00	\$2,887.00	\$2,887.00	\$2,887.00	\$2,887.00	\$0.00
	OP-2014-27-90-00	INDIANOLA PD	\$3,139.23	\$3,139.23	\$3,139.23	\$3,139.23	\$3,139.23	\$0.00

Federal Reimbursement Voucher

U.S. Department of Transportation National Highway Traffic Safety Administration
Federal Reimbursement Voucher

State: Iowa

Page: 5

Report Date: 12/30/2014

Claim Period: 09/20/2014 - 09/30/2014

Posted: 12/30/2014

Reimbursement Info: Total: \$0.00

Not Posted In DELPHI

2014-FINAL

Program Area	Project	Description	HCS Federal Funds Obligated	Share to Local Benefit	State/Federal Cost to Date	Federal Funds Expended	Fed Previous Amount Claimed	Fed Funds Claimed this Period
	OP-2014-28-10-00	JACKSON CO SO	\$4,082.74	\$4,082.74	\$4,082.74	\$4,082.74	\$4,082.74	\$0.00
	OP-2014-28-30-00	JEFFERSON CO SO	\$4,190.00	\$4,190.00	\$4,190.00	\$4,190.00	\$4,190.00	\$0.00
	OP-2014-28-40-00	JEFFERSON PD	\$4,200.00	\$4,200.00	\$4,200.00	\$4,200.00	\$4,200.00	\$0.00
	OP-2014-28-50-00	JESUP PD	\$4,198.00	\$4,198.00	\$4,841.60	\$4,198.00	\$4,198.00	\$0.00
	OP-2014-28-60-00	JEWELL PD	\$3,067.90	\$3,067.90	\$3,067.90	\$3,067.90	\$3,067.90	\$0.00
	OP-2014-28-70-00	JONES CO SO	\$4,200.00	\$4,200.00	\$4,200.00	\$4,200.00	\$4,200.00	\$0.00
	OP-2014-28-80-00	KEOKUK CO SO	\$3,882.59	\$3,882.59	\$3,882.59	\$3,882.59	\$3,882.59	\$0.00
	OP-2014-28-90-00	KINGLEY PD	\$616.48	\$616.48	\$616.48	\$616.48	\$616.48	\$0.00
	OP-2014-29-00-00	KNOXVILLE PD	\$3,884.65	\$3,884.65	\$3,884.65	\$3,884.65	\$3,884.65	\$0.00
	OP-2014-29-10-00	LAKE MILLS PD	\$4,200.00	\$4,200.00	\$4,200.00	\$4,200.00	\$4,200.00	\$0.00
	OP-2014-29-20-00	LAKE PARK PD	\$449.00	\$449.00	\$449.00	\$449.00	\$449.00	\$0.00
	OP-2014-29-40-00	LAURENS PD	\$2,500.00	\$2,500.00	\$2,500.00	\$2,500.00	\$2,500.00	\$0.00
	OP-2014-29-60-00	LEON PD	\$3,607.00	\$3,607.00	\$3,607.00	\$3,607.00	\$3,607.00	\$0.00
	OP-2014-29-80-00	LONG GROVE PD	\$1,500.00	\$1,500.00	\$1,500.00	\$1,500.00	\$1,500.00	\$0.00
	OP-2014-29-90-00	LOUISA CO SO	\$4,042.13	\$4,042.13	\$4,042.13	\$4,042.13	\$4,042.13	\$0.00
	OP-2014-30-00-00	LYON CO SO	\$3,000.00	\$3,000.00	\$3,000.00	\$3,000.00	\$3,000.00	\$0.00
	OP-2014-30-10-00	MANCHESTER PD	\$3,685.00	\$3,685.00	\$3,685.00	\$3,685.00	\$3,685.00	\$0.00
	OP-2014-30-20-00	MANILLA PD	\$1,450.00	\$1,450.00	\$1,450.00	\$1,450.00	\$1,450.00	\$0.00
	OP-2014-30-30-00	MANSON PD	\$1,500.00	\$1,500.00	\$1,500.00	\$1,500.00	\$1,500.00	\$0.00
	OP-2014-30-40-00	MAQUOKETA PD	\$3,083.16	\$3,083.16	\$3,083.16	\$3,083.16	\$3,083.16	\$0.00
	OP-2014-30-50-00	MAR MAC PD	\$4,195.06	\$4,195.06	\$5,059.41	\$4,195.06	\$4,195.06	\$0.00
	OP-2014-30-70-00	MERRILL PD	\$4,200.00	\$4,200.00	\$4,200.00	\$4,200.00	\$4,200.00	\$0.00
	OP-2014-30-80-00	MESKWAKI NATION PD	\$4,200.00	\$4,200.00	\$4,200.00	\$4,200.00	\$4,200.00	\$0.00
	OP-2014-30-90-00	MILFORD PD	\$4,200.00	\$4,200.00	\$4,200.00	\$4,200.00	\$4,200.00	\$0.00
	OP-2014-31-00-00	MISSOURI VALLEY PD	\$3,825.00	\$3,825.00	\$3,825.00	\$3,825.00	\$3,825.00	\$0.00
	OP-2014-31-10-00	MITCHELL CO SO	\$3,134.82	\$3,134.82	\$3,134.82	\$3,134.82	\$3,134.82	\$0.00

Federal Reimbursement Voucher

U.S. Department of Transportation National Highway Traffic Safety Administration
Federal Reimbursement Voucher

State: Iowa

Page: 6

Reimbursement Info: Total: \$0.00

2014-FINAL

Posted: 12/30/2014

Report Date: 12/30/2014

Claim Period: 09/20/2014 - 09/30/2014

Not Posted In DELPHI

Program Area	Project	Description	HCS Federal Funds Obligated	Share to Local Benefit	State/Federal Cost to Date	Federal Funds Expended	Fed Previous Amount Claimed	Fed Funds Claimed this Period
	OP-2014-31-70-00	MONTICELLO PD	\$921.00	\$921.00	\$921.00	\$921.00	\$921.00	\$0.00
	OP-2014-31-80-00	MOVILLE PD	\$1,658.21	\$1,658.21	\$1,658.21	\$1,658.21	\$1,658.21	\$0.00
	OP-2014-31-90-00	NASHUA PD	\$2,100.74	\$2,100.74	\$2,100.74	\$2,100.74	\$2,100.74	\$0.00
	OP-2014-32-00-00	NEVADA PD	\$4,031.84	\$4,031.84	\$4,031.84	\$4,031.84	\$4,031.84	\$0.00
	OP-2014-32-10-00	NEW HAMPTON PD	\$4,120.78	\$4,120.78	\$4,120.78	\$4,120.78	\$4,120.78	\$0.00
	OP-2014-32-20-00	NEW LONDON PD	\$4,200.00	\$4,200.00	\$4,200.00	\$4,200.00	\$4,200.00	\$0.00
	OP-2014-32-40-00	OKOBOJI PD	\$4,000.00	\$4,000.00	\$4,000.00	\$4,000.00	\$4,000.00	\$0.00
	OP-2014-32-50-00	OSAGE PD	\$4,200.00	\$4,200.00	\$4,200.00	\$4,200.00	\$4,200.00	\$0.00
	OP-2014-32-60-00	OSCEOLA PD	\$4,200.00	\$4,200.00	\$4,200.00	\$4,200.00	\$4,200.00	\$0.00
	OP-2014-32-70-00	OSKALOOSA PD	\$4,108.66	\$4,108.66	\$4,108.66	\$4,108.66	\$4,108.66	\$0.00
	OP-2014-32-80-00	OTHO-DUNCOMBE PD	\$2,500.00	\$2,500.00	\$2,500.00	\$2,500.00	\$2,500.00	\$0.00
	OP-2014-32-90-00	PALO ALTO CO SO	\$3,000.00	\$3,000.00	\$3,000.00	\$3,000.00	\$3,000.00	\$0.00
	OP-2014-33-00-00	PAULLINA PD	\$1,500.00	\$1,500.00	\$1,500.00	\$1,500.00	\$1,500.00	\$0.00
	OP-2014-33-20-00	POCAHONTAS PD	\$3,898.00	\$3,898.00	\$3,898.00	\$3,898.00	\$3,898.00	\$0.00
	OP-2014-33-30-00	POSTVILLE PD	\$1,584.00	\$1,584.00	\$1,584.00	\$1,584.00	\$1,584.00	\$0.00
	OP-2014-33-40-00	POWESHIEK CO SO	\$4,200.00	\$4,200.00	\$4,200.00	\$4,200.00	\$4,200.00	\$0.00
	OP-2014-33-50-00	PRAIRIE CITY PD	\$4,200.00	\$4,200.00	\$4,200.00	\$4,200.00	\$4,200.00	\$0.00
	OP-2014-33-60-00	PRESTON PD	\$2,347.88	\$2,347.88	\$2,347.88	\$2,347.88	\$2,347.88	\$0.00
	OP-2014-33-80-00	RED OAK PD	\$4,131.37	\$4,131.37	\$4,131.37	\$4,131.37	\$4,131.37	\$0.00
	OP-2014-33-90-00	RINGGOLD CO SO	\$4,169.37	\$4,169.37	\$5,979.25	\$4,169.37	\$4,169.37	\$0.00
	OP-2014-34-00-00	ROCKWELL PD	\$1,466.07	\$1,466.07	\$1,466.07	\$1,466.07	\$1,466.07	\$0.00
	OP-2014-34-10-00	SABULA PD	\$1,443.30	\$1,443.30	\$1,443.30	\$1,443.30	\$1,443.30	\$0.00
	OP-2014-34-20-00	SAC CITY PD	\$4,186.65	\$4,186.65	\$4,186.65	\$4,186.65	\$4,186.65	\$0.00
	OP-2014-34-30-00	SAC CO SO	\$4,200.00	\$4,200.00	\$4,200.00	\$4,200.00	\$4,200.00	\$0.00
	OP-2014-34-40-00	SHEFFIELD PD	\$1,275.73	\$1,275.73	\$1,275.73	\$1,275.73	\$1,275.73	\$0.00
	OP-2014-34-50-00	SHELL ROCK PD	\$4,193.37	\$4,193.37	\$4,193.37	\$4,193.37	\$4,193.37	\$0.00

Federal Reimbursement Voucher

U.S. Department of Transportation National Highway Traffic Safety Administration
Federal Reimbursement Voucher

State: Iowa
 Reimbursement Info: Total: \$0.00
 Posted: 12/30/2014
 Claim Period: 09/20/2014 - 09/30/2014
 Report Date: 12/30/2014
 Not Posted In DELPHI

Page: 7

Program Area	Project	Description	HCS Federal Funds Obligated	Share to Local Benefit	State/Federal Cost to Date	Federal Funds Expended	Fed Previous Amount Claimed	Fed Funds Claimed this Period
	OP-2014-34-60-00	SHELLSBURG PD	\$3,300.00	\$3,300.00	\$3,300.00	\$3,300.00	\$3,300.00	\$0.00
	OP-2014-34-80-00	SIDNEY PD	\$4,000.00	\$4,000.00	\$4,000.00	\$4,000.00	\$4,000.00	\$0.00
	OP-2014-34-90-00	SIGOURNEY PD	\$1,000.00	\$1,000.00	\$1,000.00	\$1,000.00	\$1,000.00	\$0.00
	OP-2014-35-00-00	STIOUX CO SO	\$3,136.00	\$3,136.00	\$3,136.00	\$3,136.00	\$3,136.00	\$0.00
	OP-2014-35-10-00	STIOUX RAPIDS PD	\$1,000.00	\$1,000.00	\$1,000.00	\$1,000.00	\$1,000.00	\$0.00
	OP-2014-35-20-00	SPENCER PD	\$3,810.00	\$3,810.00	\$3,810.00	\$3,810.00	\$3,810.00	\$0.00
	OP-2014-35-30-00	SPIRIT LAKE PD	\$4,200.00	\$4,200.00	\$4,200.00	\$4,200.00	\$4,200.00	\$0.00
	OP-2014-35-60-00	TAMA CO SO	\$4,133.72	\$4,133.72	\$4,133.72	\$4,133.72	\$4,133.72	\$0.00
	OP-2014-35-70-00	TAYLOR CO SO	\$3,000.00	\$3,000.00	\$3,000.00	\$3,000.00	\$3,000.00	\$0.00
	OP-2014-35-80-00	TIPTON PD	\$2,480.32	\$2,480.32	\$2,480.32	\$2,480.32	\$2,480.32	\$0.00
	OP-2014-35-90-00	UNION CO SO	\$4,200.00	\$4,200.00	\$4,200.00	\$4,200.00	\$4,200.00	\$0.00
	OP-2014-36-10-00	WAPELLO PD	\$1,251.53	\$1,251.53	\$1,251.53	\$1,251.53	\$1,251.53	\$0.00
	OP-2014-36-20-00	WASHINGTON PD	\$1,809.69	\$1,809.69	\$1,809.69	\$1,809.69	\$1,809.69	\$0.00
	OP-2014-36-30-00	WAUKON PD	\$4,200.00	\$4,200.00	\$4,200.00	\$4,200.00	\$4,200.00	\$0.00
	OP-2014-36-40-00	WAVERLY PD	\$4,200.00	\$4,200.00	\$4,200.00	\$4,200.00	\$4,200.00	\$0.00
	OP-2014-36-50-00	WAYLAND PD	\$2,101.68	\$2,101.68	\$2,101.68	\$2,101.68	\$2,101.68	\$0.00
	OP-2014-36-60-00	WAYNE CO SO	\$3,500.00	\$3,500.00	\$3,500.00	\$3,500.00	\$3,500.00	\$0.00
	OP-2014-36-70-00	WEBSTER CO SO	\$3,400.00	\$3,400.00	\$3,400.00	\$3,400.00	\$3,400.00	\$0.00
	OP-2014-36-80-00	WEST UNION PD	\$898.00	\$898.00	\$898.00	\$898.00	\$898.00	\$0.00
	OP-2014-36-90-00	WILLIAMSBURG PD	\$3,779.71	\$3,779.71	\$3,779.71	\$3,779.71	\$3,779.71	\$0.00
	OP-2014-37-00-00	WILTON PD	\$2,860.38	\$2,860.38	\$2,860.38	\$2,860.38	\$2,860.38	\$0.00
	OP-2014-37-10-00	WINNEBAGO CO SO	\$2,812.62	\$2,812.62	\$2,812.62	\$2,812.62	\$2,812.62	\$0.00
	OP-2014-37-20-00	WINNEBAGO CO SO	\$4,200.00	\$4,200.00	\$4,200.00	\$4,200.00	\$4,200.00	\$0.00
	OP-2014-37-40-00	WORTH CO SO	\$3,352.87	\$3,352.87	\$3,352.87	\$3,352.87	\$3,352.87	\$0.00
		Occupant Protection Total	\$1,273,622.11	\$846,893.38	\$1,343,674.08	\$1,273,622.11	\$1,273,622.11	\$0.00
		Pedestrian/Bicycle Safety						
	PS-2014-01-00-00	BLANK CHILDRENS HOSPITAL	\$8,142.93	\$8,142.93	\$8,142.93	\$8,142.93	\$8,142.93	\$0.00

Federal Reimbursement Voucher

U.S. Department of Transportation National Highway Traffic Safety Administration
Federal Reimbursement Voucher

State: Iowa

Page: 8

Reimbursement Info: Total: \$:00

2014-FINAL
 Posted: 12/30/2014

Report Date: 12/30/2014

Claim Period: 09/20/2014 - 09/30/2014

Not Posted In DELPHI

Program Area	Project	Description	HCS Federal Funds Obligated	Share to Local Benefit	State/Federal Cost to Date	Federal Funds Expended	Fed Previous Amount Claimed	Fed Funds Claimed this Period
Pedestrian/Bicycle Safety Total			\$8,142.93	\$8,142.93	\$8,142.93	\$8,142.93	\$8,142.93	\$:00
Police Traffic Services								
	PT-2014-00-00-02	SOFT MATCH	\$:00	\$:00	\$319,549.11	\$:00	\$:00	\$:00
	PT-2014-00-00-03	GTSB - TRAVEL	\$7,568.89	\$:00	\$7,568.89	\$7,568.89	\$7,568.89	\$:00
	PT-2014-00-00-07	GTSB - PROGRAM MANAGEMENT	\$277,200.23	\$:00	\$277,200.23	\$277,200.23	\$277,200.23	\$:00
	PT-2014-00-00-08	Safety Trailer Expenses	\$400.84	\$:00	\$400.84	\$400.84	\$400.84	\$:00
	PT-2014-00-00-29	ISU CONFERENCE AND PLANNING	\$15,634.61	\$15,634.61	\$15,634.61	\$15,634.61	\$15,634.61	\$:00
	PT-2014-01-00-00	ALTOONA PD	\$10,575.20	\$10,575.20	\$21,150.40	\$10,575.20	\$10,575.20	\$:00
	PT-2014-02-00-00	ANKENY PD	\$20,897.38	\$20,897.38	\$20,897.38	\$20,897.38	\$20,897.38	\$:00
	PT-2014-03-00-00	BETTENDORF PD	\$42,589.73	\$42,589.73	\$42,589.73	\$42,589.73	\$42,589.73	\$:00
	PT-2014-04-00-00	BURLINGTON PD	\$12,290.00	\$12,290.00	\$14,706.50	\$12,290.00	\$12,290.00	\$:00
	PT-2014-05-00-00	CLIVE PD	\$5,187.27	\$5,187.27	\$10,374.54	\$5,187.27	\$5,187.27	\$:00
	PT-2014-06-00-00	CORALVILLE PD	\$18,264.11	\$18,264.11	\$21,032.84	\$18,264.11	\$18,264.11	\$:00
	PT-2014-07-00-00	DAVENPORT PD	\$16,707.71	\$16,707.71	\$23,391.04	\$16,707.71	\$16,707.71	\$:00
	PT-2014-08-00-00	DE WITT PD	\$5,176.83	\$5,176.83	\$5,176.83	\$5,176.83	\$5,176.83	\$:00
	PT-2014-09-00-00	DES MOINES PD	\$91,263.88	\$91,263.88	\$127,713.88	\$91,263.88	\$91,263.88	\$:00
	PT-2014-11-00-00	JOHNSON CO SO	\$9,226.75	\$9,226.75	\$12,466.75	\$9,226.75	\$9,226.75	\$:00
	PT-2014-12-00-00	KEOKUK PD	\$6,029.53	\$6,029.53	\$12,059.06	\$6,029.53	\$6,029.53	\$:00
	PT-2014-13-00-00	LE MARS PD	\$6,675.38	\$6,675.38	\$9,775.38	\$6,675.38	\$6,675.38	\$:00
	PT-2014-14-00-00	LEE CO SO	\$8,392.12	\$8,392.12	\$16,784.24	\$8,392.12	\$8,392.12	\$:00
	PT-2014-15-00-00	MARSHALL CO SO	\$7,572.04	\$7,572.04	\$15,144.08	\$7,572.04	\$7,572.04	\$:00
	PT-2014-16-00-00	MARSHALLTOWN PD	\$4,874.62	\$4,874.62	\$5,224.62	\$4,874.62	\$4,874.62	\$:00
	PT-2014-17-00-00	NEWTON PD	\$4,702.38	\$4,702.38	\$9,404.76	\$4,702.38	\$4,702.38	\$:00
	PT-2014-18-00-00	NORWALK PD	\$737.22	\$737.22	\$737.22	\$737.22	\$737.22	\$:00
	PT-2014-19-00-00	PLEASANT HILL PD	\$8,366.32	\$8,366.32	\$8,366.32	\$8,366.32	\$8,366.32	\$:00
	PT-2014-20-00-00	POLK CO SO	\$11,809.62	\$11,809.62	\$23,619.24	\$11,809.62	\$11,809.62	\$:00

Federal Reimbursement Voucher

U.S. Department of Transportation National Highway Traffic Safety Administration
Federal Reimbursement Voucher

State: Iowa
 Reimbursement Info: Total: \$0.00
 Posted: 12/30/2014
 Claim Period: 09/20/2014 - 09/30/2014
 Report Date: 12/30/2014
 Not Posted In DELPHI

2014-FINAL

Program Area	Project	Description	HCS Federal Funds Obligated	Share to Local Benefit	State/Federal Cost to Date	Federal Funds Expended	Fed Previous Amount Claimed	Fed Funds Claimed this Period
	PT-2014-21-00-00	SCOTT CO SO	\$26,391.61	\$26,391.61	\$37,859.80	\$26,391.61	\$26,391.61	\$0.00
	PT-2014-22-00-00	STORY CO SO	\$7,594.57	\$7,594.57	\$10,576.24	\$7,594.57	\$7,594.57	\$0.00
	PT-2014-23-00-00	URBANDALE PD	\$13,048.52	\$13,048.52	\$15,458.52	\$13,048.52	\$13,048.52	\$0.00
	PT-2014-24-00-00	WARREN CO SO	\$7,503.81	\$7,503.81	\$12,653.81	\$7,503.81	\$7,503.81	\$0.00
	PT-2014-25-00-00	WAUKEE PD	\$5,062.15	\$5,062.15	\$10,124.30	\$5,062.15	\$5,062.15	\$0.00
	PT-2014-26-00-00	WINDSOR HEIGHTS PD	\$8,142.19	\$8,142.19	\$16,284.38	\$8,142.19	\$8,142.19	\$0.00
	PT-2014-27-00-00	WOODBURY CO SO	\$11,274.94	\$11,274.94	\$11,274.94	\$11,274.94	\$11,274.94	\$0.00
	Police Traffic Services Total		\$671,160.45	\$385,990.49	\$1,135,200.48	\$671,160.45	\$671,160.45	\$0.00
	Roadway Safety							
	RS-2014-01-00-00	DOT TRAFFIC & SAFETY C.R.	\$20,533.38	\$20,533.38	\$20,533.38	\$20,533.38	\$20,533.38	\$0.00
	RS-2014-03-00-00	DOT TRAFFIC & SAFETY TEAP	\$100,000.00	\$57,094.35	\$141,950.00	\$100,000.00	\$100,000.00	\$0.00
	Roadway Safety Total		\$120,533.38	\$77,627.73	\$162,483.38	\$120,533.38	\$120,533.38	\$0.00
	Paid Advertising							
	PM-2014-01-00-00	ALIANCE SPORT MARKETING	\$38,250.00	\$0.00	\$38,250.00	\$38,250.00	\$38,250.00	\$0.00
	PM-2014-02-00-00	GREATER DM BASEBALL	\$18,200.00	\$0.00	\$18,200.00	\$18,200.00	\$18,200.00	\$0.00
	PM-2014-03-00-00	IOWA SPORTS SPOTLIGHT	\$12,375.00	\$0.00	\$12,375.00	\$12,375.00	\$12,375.00	\$0.00
	PM-2014-04-00-00	GREATER DM BASEBALL	\$10,150.00	\$0.00	\$14,800.00	\$10,150.00	\$10,150.00	\$0.00
	PM-2014-05-00-00	RADIO IOWA NEWS - LEARFIELD	\$60,000.00	\$0.00	\$81,966.00	\$60,000.00	\$60,000.00	\$0.00
	PM-2014-06-00-00	SCREENVISION DJRECT	\$40,485.98	\$0.00	\$42,487.98	\$40,485.98	\$40,485.98	\$0.00
	PM-2014-07-00-00	THE INTEGER GROUP	\$120,000.00	\$0.00	\$138,000.00	\$120,000.00	\$120,000.00	\$0.00
	PM-2014-08-00-00	IPF LLC - IOWA BARNSTORMERS	\$12,000.00	\$0.00	\$12,000.00	\$12,000.00	\$12,000.00	\$0.00
	PM-2014-32-00-00	LEARFIELD SPORTS	\$110,000.00	\$0.00	\$115,000.00	\$110,000.00	\$110,000.00	\$0.00
	Paid Advertising Total		\$421,460.98	\$0.00	\$473,078.98	\$421,460.98	\$421,460.98	\$0.00
	Teen Safety Program							
	TSP-2014-01-00-00	CREATIVE VISIONS	\$17,263.83	\$0.00	\$17,263.83	\$17,263.83	\$17,263.83	\$0.00
	TSP-2014-02-00-00	DOT TRAFFIC & SAFETY YOUTH	\$763.50	\$763.50	\$763.50	\$763.50	\$763.50	\$0.00

U.S. Department of Transportation National Highway Traffic Safety Administration
Federal Reimbursement Voucher

State: Iowa

Page: 10

Reimbursement Info: Total: \$0.00

2014-FINAL

Posted: 12/30/2014

Report Date: 12/30/2014

Claim Period: 09/20/2014 - 09/30/2014

Not Posted In DELPHI

Program Area	Project	Description	HCS Federal Funds Obligated	Share to Local Benefit	State/Federal Cost to Date	Federal Funds Expended	Fed Previous Amount Claimed	Fed Funds Claimed this Period
TSP-2014-03-00-00 MERCY MEDICAL CENTER								
Teen Safety Program Total			\$8,495.95	\$0.00	\$9,716.95	\$8,495.95	\$8,495.95	\$0.00
NHTSA 402 Total			\$26,523.28	\$763.50	\$27,744.28	\$26,523.28	\$26,523.28	\$0.00
408 Data Program SAFETEA-LU			\$3,537,115.26	\$1,831,955.42	\$4,421,394.08	\$3,537,115.26	\$3,537,115.26	\$0.00
408 Data Program Incentive								
K9-2014-00-00-02	SOFT MATCH		\$0.00	\$0.00	\$55,974.20	\$0.00	\$0.00	\$0.00
K9-2014-00-00-03	GTSB - TRAVEL		\$81.51	\$0.00	\$81.51	\$81.51	\$81.51	\$0.00
K9-2014-02-00-00	DOT MOTOR VEHICLE ENF - TRACS		\$90,943.31	\$90,943.31	\$98,282.31	\$90,943.31	\$90,943.31	\$0.00
K9-2014-03-00-00	DOT TRAFFIC & SAFETY - GIMS		\$40,897.56	\$40,897.56	\$62,197.56	\$40,897.56	\$40,897.56	\$0.00
K9-2014-04-00-00	HUMAN RIGHTS - CRASH LINKAGE		\$8,340.01	\$8,340.01	\$13,254.01	\$8,340.01	\$8,340.01	\$0.00
K9-2014-05-00-00	IOWA STATE PATROL		\$2,379.28	\$0.00	\$2,379.28	\$2,379.28	\$2,379.28	\$0.00
K9-2014-06-00-00	ISU ITRANS CTRE - ITSDS		\$47,109.78	\$47,109.78	\$47,109.78	\$47,109.78	\$47,109.78	\$0.00
K9-2014-07-00-00	PUBLIC HEALTH EMS - RUN REPORTS		\$43,300.08	\$43,300.08	\$44,300.08	\$43,300.08	\$43,300.08	\$0.00
K9-2014-08-00-00	PUBLIC HEALTH STATS - CODES		\$11,224.21	\$11,224.21	\$11,309.21	\$11,224.21	\$11,224.21	\$0.00
K9-2014-09-00-00	DCI CRIME LAB		\$118,173.05	\$118,173.05	\$118,173.05	\$118,173.05	\$118,173.05	\$0.00
408 Data Program Incentive Total			\$362,448.79	\$359,988.00	\$453,060.99	\$362,448.79	\$362,448.79	\$0.00
408 Data Program SAFETEA-LU Total			\$362,448.79	\$359,988.00	\$453,060.99	\$362,448.79	\$362,448.79	\$0.00
410 Alcohol SAFETEA-LU								
K8-2014-00-00-02 SOFT MATCH								
K8-2014-00-00-03	GTSB - TRAVEL		\$0.00	\$0.00	\$942,094.92	\$0.00	\$0.00	\$0.00
K8-2014-00-00-06	GTSB - DRE PROGRAM EXPENSES		\$1,792.40	\$0.00	\$1,792.40	\$1,792.40	\$1,792.40	\$0.00
K8-2014-00-00-07	GTSB - ARIDE PROGRAM EXPENSES		\$34,998.84	\$34,998.84	\$34,998.84	\$34,998.84	\$34,998.84	\$0.00
K8-2014-00-00-28	IOWA STATE PATROL		\$4,900.86	\$4,900.86	\$4,900.86	\$4,900.86	\$4,900.86	\$0.00
K8-2014-01-00-00	AMES PD		\$31,600.89	\$0.00	\$31,600.89	\$31,600.89	\$31,600.89	\$0.00
K8-2014-03-00-00	BLACK HAWK CONSOLIDATED COMM		\$9,419.00	\$9,419.00	\$18,838.00	\$9,419.00	\$9,419.00	\$0.00
			\$155.54	\$155.54	\$311.08	\$155.54	\$155.54	\$0.00

Federal Reimbursement Voucher

U.S. Department of Transportation National Highway Traffic Safety Administration
Federal Reimbursement Voucher

Page: 11

State: Iowa

Report Date: 12/30/2014

Claim Period: 09/20/2014 - 09/30/2014

Posted: 12/30/2014

Reimbursement Info: Total: \$ 0.00

Not Posted In DELPHI

Program Area	Project	Description	HCS Federal Funds Obligated	Share to Local Benefit	State/Federal Cost to Date	Federal Funds Expended	Fed Previous Amount Claimed	Fed Funds Claimed this Period
	K8-2014-04-00-00	BLACK HAWK CO SO	\$15,573.17	\$15,573.17	\$15,573.17	\$15,573.17	\$15,573.17	\$ 0.00
	K8-2014-05-00-00	BLUE GRASS PD	\$3,237.10	\$3,237.10	\$3,237.10	\$3,237.10	\$3,237.10	\$ 0.00
	K8-2014-07-00-00	BOONE PD	\$8,000.00	\$8,000.00	\$8,000.00	\$8,000.00	\$8,000.00	\$ 0.00
	K8-2014-09-00-00	BUFFALO PD	\$377.39	\$377.39	\$377.39	\$377.39	\$377.39	\$ 0.00
	K8-2014-10-00-00	CARLISLE PD	\$1,269.69	\$1,269.69	\$2,524.69	\$1,269.69	\$1,269.69	\$ 0.00
	K8-2014-12-00-00	CEDAR RAPIDS PD	\$18,382.33	\$18,382.33	\$27,285.33	\$18,382.33	\$18,382.33	\$ 0.00
	K8-2014-13-00-00	CERRO GORDO CO SO	\$1,980.87	\$1,980.87	\$1,980.87	\$1,980.87	\$1,980.87	\$ 0.00
	K8-2014-16-00-00	CLINTON CO SO	\$11,476.91	\$11,476.91	\$21,786.91	\$11,476.91	\$11,476.91	\$ 0.00
	K8-2014-19-00-00	DUBUQUE CO SO	\$10,707.38	\$10,707.38	\$10,707.38	\$10,707.38	\$10,707.38	\$ 0.00
	K8-2014-21-00-00	DYERSVILLE PD	\$855.10	\$855.10	\$1,710.20	\$855.10	\$855.10	\$ 0.00
	K8-2014-22-00-00	EPWORTH PD	\$3,074.44	\$3,074.44	\$3,074.44	\$3,074.44	\$3,074.44	\$ 0.00
	K8-2014-23-00-00	FORT DODGE PD	\$5,287.81	\$5,287.81	\$10,575.62	\$5,287.81	\$5,287.81	\$ 0.00
	K8-2014-24-00-00	FORT MADISON PD	\$2,015.72	\$2,015.72	\$4,031.44	\$2,015.72	\$2,015.72	\$ 0.00
	K8-2014-25-00-00	HARRISON CO SO	\$3,007.54	\$3,007.54	\$3,007.54	\$3,007.54	\$3,007.54	\$ 0.00
	K8-2014-26-00-00	HUXLEY PD	\$801.99	\$801.99	\$1,603.98	\$801.99	\$801.99	\$ 0.00
	K8-2014-27-00-00	IOWA CITY PD	\$8,651.57	\$8,651.57	\$17,303.14	\$8,651.57	\$8,651.57	\$ 0.00
	K8-2014-29-00-00	IOWA STATE UNIVERSITY PD	\$5,519.71	\$5,519.71	\$5,519.71	\$5,519.71	\$5,519.71	\$ 0.00
	K8-2014-30-00-00	JASPER CO SO	\$6,574.04	\$6,574.04	\$6,574.04	\$6,574.04	\$6,574.04	\$ 0.00
	K8-2014-32-00-00	LEARFIELD SPORTS	\$65,000.00	\$ 0.00	\$65,000.00	\$65,000.00	\$65,000.00	\$ 0.00
	K8-2014-33-00-00	LECLAIRE PD	\$4,723.71	\$4,723.71	\$4,723.71	\$4,723.71	\$4,723.71	\$ 0.00
	K8-2014-34-00-00	LINN CO SO	\$10,052.78	\$10,052.78	\$18,288.48	\$10,052.78	\$10,052.78	\$ 0.00
	K8-2014-35-00-00	MARION CO SO	\$9,864.32	\$9,864.32	\$9,864.32	\$9,864.32	\$9,864.32	\$ 0.00
	K8-2014-37-00-00	MITCHELLVILLE PD	\$202.00	\$202.00	\$202.00	\$202.00	\$202.00	\$ 0.00
	K8-2014-38-00-00	MOUNT PLEASANT PD	\$4,455.00	\$4,455.00	\$4,455.00	\$4,455.00	\$4,455.00	\$ 0.00
	K8-2014-39-00-00	MOUNT VERNON PD	\$1,572.34	\$1,572.34	\$1,572.34	\$1,572.34	\$1,572.34	\$ 0.00
	K8-2014-40-00-00	MUSCATINE CO SO	\$1,271.24	\$1,271.24	\$1,271.24	\$1,271.24	\$1,271.24	\$ 0.00

Federal Reimbursement Voucher

U.S. Department of Transportation National Highway Traffic Safety Administration
Federal Reimbursement Voucher

State: Iowa

Page: 12

Reimbursement Info: Total: \$0.00

2014-FINAL

Posted: 12/30/2014

Report Date: 12/30/2014

Claim Period: 09/20/2014 - 09/30/2014

Not Posted In DELPHI

Program Area	Project	Description	HCS Federal Funds Obligated	Share to Local Benefit	State/Federal Cost to Date	Federal Funds Expended	Fed Previous Amount Claimed	Fed Funds Claimed this Period
	K8-2014-41-00-00	NORTH LIBERTY PD	\$5,013.94	\$5,013.94	\$5,013.94	\$5,013.94	\$5,013.94	\$0.00
	K8-2014-42-00-00	OELWEIN PD	\$9,403.74	\$9,403.74	\$9,403.74	\$9,403.74	\$9,403.74	\$0.00
	K8-2014-43-00-00	PELLA PD	\$362.47	\$362.47	\$362.47	\$362.47	\$362.47	\$0.00
	K8-2014-44-00-00	PERRY PD	\$960.72	\$960.72	\$1,921.44	\$960.72	\$960.72	\$0.00
	K8-2014-47-00-00	ROBINS PD	\$300.72	\$300.72	\$601.44	\$300.72	\$300.72	\$0.00
	K8-2014-48-00-00	SCOTT CO SO	\$127.32	\$127.32	\$127.32	\$127.32	\$127.32	\$0.00
	K8-2014-49-00-00	STOIX CITY PD	\$11,889.49	\$11,889.49	\$23,778.98	\$11,889.49	\$11,889.49	\$0.00
	K8-2014-50-00-00	STORM LAKE PD	\$7,704.19	\$7,704.19	\$10,044.19	\$7,704.19	\$7,704.19	\$0.00
	K8-2014-51-00-00	THE INTEGER GROUP	\$230.00	\$0.00	\$460.00	\$230.00	\$230.00	\$0.00
	K8-2014-52-00-00	UNIVERSITY HEIGHTS PD	\$391.82	\$391.82	\$783.64	\$391.82	\$391.82	\$0.00
	K8-2014-53-00-00	UNIV OF NORTHERN IA PUBLIC SAFETY	\$4,500.00	\$4,500.00	\$4,500.00	\$4,500.00	\$4,500.00	\$0.00
	K8-2014-54-00-00	WALCOTT PD	\$1,186.67	\$1,186.67	\$1,186.67	\$1,186.67	\$1,186.67	\$0.00
	K8-2014-56-00-00	WATERLOO PD	\$9,726.66	\$9,726.66	\$19,453.32	\$9,726.66	\$9,726.66	\$0.00
	K8-2014-57-00-00	WEST BURLINGTON PD	\$1,083.72	\$1,083.72	\$1,083.72	\$1,083.72	\$1,083.72	\$0.00
	K8-2014-58-00-00	WEST LIBERTY PD	\$535.65	\$535.65	\$535.65	\$535.65	\$535.65	\$0.00
	K8-2014-59-00-00	WESTCOM EMERGENCY COMM	\$1,511.13	\$1,511.13	\$1,511.13	\$1,511.13	\$1,511.13	\$0.00
	410 Alcohol SAFETEA-LU Total		\$341,729.92	\$243,106.63	\$1,366,919.68	\$341,729.92	\$341,729.92	\$0.00
	410 Alcohol SAFETEA-LU Total		\$341,729.92	\$243,106.63	\$1,366,919.68	\$341,729.92	\$341,729.92	\$0.00
	MAP 21 405b OP High							
	405b High HVE							
	M1HVE-2014-00-00-02	SOFT MATCH	\$0.00	\$0.00	\$13,636.52	\$0.00	\$0.00	\$0.00
	M1HVE-2014-02-00-00	FREMONT CO SO	\$1,413.84	\$1,413.84	\$1,413.84	\$1,413.84	\$1,413.84	\$0.00
	M1HVE-2014-03-00-00	IOWA STATE PATROL	\$11,498.63	\$0.00	\$11,498.63	\$11,498.63	\$11,498.63	\$0.00
	M1HVE-2014-04-00-00	MARION CO SO	\$1,465.24	\$1,465.24	\$1,465.24	\$1,465.24	\$1,465.24	\$0.00
	M1HVE-2014-05-00-00	PALO ALTO CO SO	\$1,560.29	\$1,560.29	\$1,560.29	\$1,560.29	\$1,560.29	\$0.00
	M1HVE-2014-06-00-00	WEBSTER CO SO	\$2,887.17	\$2,887.17	\$2,887.17	\$2,887.17	\$2,887.17	\$0.00

Federal Reimbursement Voucher

U.S. Department of Transportation National Highway Traffic Safety Administration
Federal Reimbursement Voucher

State: Iowa
 Reimbursement Info: Total: \$0.00
 Posted: 12/30/2014
 Claim Period: 09/20/2014 - 09/30/2014
 Report Date: 12/30/2014
 Not Posted In DELPHI

2014-FINAL

Program Area	Project	Description	HCS Federal Funds Obligated	Share to Local Benefit	State/Federal Cost to Date	Federal Funds Expended	Fed Previous Amount Claimed	Fed Funds Claimed this Period
405b High HVE Total								
405b High Training			\$1,276.96	\$0.00	\$1,276.96	\$1,276.96	\$1,276.96	\$0.00
	M1TR-2014-00-00-03	GTSB - TRAVEL	\$1,276.96	\$0.00	\$1,276.96	\$1,276.96	\$1,276.96	\$0.00
	M1TR-2014-00-00-05	GTSB - PRINTING/PROMOTIONAL ITEMS	\$3,274.75	\$3,274.75	\$3,274.75	\$3,274.75	\$3,274.75	\$0.00
	M1TR-2014-00-00-06	GTSB - CPS/KIDS IN MOTION CONFERENCE	\$2,691.91	\$2,178.97	\$2,691.91	\$2,691.91	\$2,691.91	\$0.00
405b High Training Total			\$7,243.62	\$5,453.72	\$7,243.62	\$7,243.62	\$7,243.62	\$0.00
405b High Public Education								
	M1PE-2014-01-00-00	ALLIANCE SPORT MARKETING	\$38,250.00	\$0.00	\$38,250.00	\$38,250.00	\$38,250.00	\$0.00
	M1PE-2014-02-00-00	IMG COLLEGE - DRAKE	\$25,350.00	\$0.00	\$35,946.00	\$25,350.00	\$25,350.00	\$0.00
	M1PE-2014-03-00-00	THE INTEGER GROUP	\$119,312.00	\$0.00	\$173,312.00	\$119,312.00	\$119,312.00	\$0.00
405b High Public Education Total			\$182,912.00	\$0.00	\$247,508.00	\$182,912.00	\$182,912.00	\$0.00
405b High CSS Purchase/Distribution								
	M1CSS-2014-01-00-00	MERCY MEDICAL CENTER FOUNDATION	\$1,098.16	\$1,098.16	\$1,098.16	\$1,098.16	\$1,098.16	\$0.00
405b High CSS Purchase/Distribution Total			\$1,098.16	\$1,098.16	\$1,098.16	\$1,098.16	\$1,098.16	\$0.00
405b High OP Information System								
	M1OP-2014-01-00-00	ISU SURVEY AND BEHAVIORAL SERVICES	\$26,771.61	\$0.00	\$26,771.61	\$26,771.61	\$26,771.61	\$0.00
	M1OP-2014-02-00-00	U OF I - INJURY PREVENTION	\$30,000.00	\$0.00	\$30,000.00	\$30,000.00	\$30,000.00	\$0.00
405b High OP Information System Total			\$56,771.61	\$0.00	\$56,771.61	\$56,771.61	\$56,771.61	\$0.00
405b High Motorcycle Safety								
	M1*MC-2014-01-00-00	DOT DL STATION	\$38,192.62	\$0.00	\$38,192.62	\$38,192.62	\$38,192.62	\$0.00
405b High Motorcycle Safety Total			\$38,192.62	\$0.00	\$38,192.62	\$38,192.62	\$38,192.62	\$0.00
405b High Teen Safety Program								
	M1*TSP-2014-01-00-00	FARM SAFETY FOR JUST KIDS	\$17,157.75	\$17,157.75	\$27,557.75	\$17,157.75	\$17,157.75	\$0.00
	M1*TSP-2014-02-00-00	IOWA HEALTH SYSTEM - T/F/TA	\$32,329.15	\$32,329.15	\$32,329.15	\$32,329.15	\$32,329.15	\$0.00
405b High Teen Safety Program Total			\$49,486.90	\$49,486.90	\$59,886.90	\$49,486.90	\$49,486.90	\$0.00
MAP 21 405b OP High Total			\$354,530.08	\$63,365.32	\$443,162.60	\$354,530.08	\$354,530.08	\$0.00

U.S. Department of Transportation National Highway Traffic Safety Administration
Federal Reimbursement Voucher

State: Iowa

Page: 14

Reimbursement Info: Total: \$0.00

Posted: 12/30/2014

Report Date: 12/30/2014

Claim Period: 09/20/2014 - 09/30/2014

Not Posted In DELPHI

Program Area	Project	Description	HCS Federal Funds Obligated	Share to Local Benefit	State/Federal Cost to Date	Federal Funds Expended	Fed Previous Amount Claimed	Fed Funds Claimed this Period
MAP 21 405c Data Program								
405c Data Program								
	M3DA-2014-00-00-02	SOFT MATCH	\$0.00	\$0.00	\$147,870.94	\$0.00	\$0.00	\$0.00
	M3DA-2014-01-00-00	DOT DRIVER SERVICES - IPRC	\$69,722.88	\$69,722.88	\$69,722.88	\$69,722.88	\$69,722.88	\$0.00
	M3DA-2014-02-00-00	DOT MOTOR VEHICLE ENF - TRACS	\$106,946.87	\$106,946.87	\$106,946.87	\$106,946.87	\$106,946.87	\$0.00
	M3DA-2014-03-00-00	DOT TRAFFIC & SAFETY - GIMS	\$136,852.40	\$136,852.40	\$136,852.40	\$136,852.40	\$136,852.40	\$0.00
	M3DA-2014-04-00-00	HUMAN RIGHTS - CRASH LINKAGE	\$23,693.35	\$23,693.35	\$23,693.35	\$23,693.35	\$23,693.35	\$0.00
	M3DA-2014-05-00-00	IOWA STATE PATROL	\$3,897.50	\$0.00	\$3,897.50	\$3,897.50	\$3,897.50	\$0.00
	M3DA-2014-06-00-00	ISU ITRANS CTRE - ITSDS	\$32,005.22	\$0.00	\$32,005.22	\$32,005.22	\$32,005.22	\$0.00
	M3DA-2014-07-00-00	PUBLIC HEALTH EMS - RUN REPORTS	\$14,917.87	\$14,917.87	\$14,917.87	\$14,917.87	\$14,917.87	\$0.00
	M3DA-2014-08-00-00	PUBLIC HEALTH STATS - CODES	\$4,423.62	\$4,423.62	\$4,423.62	\$4,423.62	\$4,423.62	\$0.00
	M3DA-2014-09-00-00	DCI CRIME LAB	\$199,024.03	\$199,024.03	\$199,024.03	\$199,024.03	\$199,024.03	\$0.00
	405c Data Program Total		\$591,483.74	\$555,581.02	\$739,354.68	\$591,483.74	\$591,483.74	\$0.00
	MAP 21 405c Data Program Total		\$591,483.74	\$555,581.02	\$739,354.68	\$591,483.74	\$591,483.74	\$0.00
MAP 21 405d Impaired Driving Low								
405d Low Other Based on Problem ID								
	M6OT-2014-00-00-02	SOFT MATCH	\$0.00	\$0.00	\$18,449.41	\$0.00	\$0.00	\$0.00
	M6OT-2014-00-00-03	GTSB - TRAVEL	\$2,221.74	\$0.00	\$2,221.74	\$2,221.74	\$2,221.74	\$0.00
	M6OT-2014-00-00-06	GTSB - DRE PROGRAM EXPENSES	\$45,253.37	\$45,253.37	\$45,253.37	\$45,253.37	\$45,253.37	\$0.00
	M6OT-2014-00-00-07	GTSB - ARIDE PROGRAM EXPENSES	\$2,333.62	\$2,333.62	\$2,333.62	\$2,333.62	\$2,333.62	\$0.00
	M6OT-2014-00-00-28	IOWA STATE PATROL	\$171,531.98	\$0.00	\$171,531.98	\$171,531.98	\$171,531.98	\$0.00
	M6OT-2014-01-00-00	AMES PD	\$17,085.00	\$17,085.00	\$34,170.00	\$17,085.00	\$17,085.00	\$0.00
	M6OT-2014-02-00-00	BENTON CO SO	\$14,343.02	\$14,343.02	\$25,893.02	\$14,343.02	\$14,343.02	\$0.00
	M6OT-2014-03-00-00	BLACK HAWK CONSOLIDATED COMMUNICATIONS	\$437.97	\$437.97	\$875.94	\$437.97	\$437.97	\$0.00
	M6OT-2014-04-00-00	BLACK HAWK CO SO	\$2,514.12	\$2,514.12	\$2,514.12	\$2,514.12	\$2,514.12	\$0.00
	M6OT-2014-05-00-00	BLUE GRASS PD	\$5,267.96	\$5,267.96	\$5,267.96	\$5,267.96	\$5,267.96	\$0.00

Federal Reimbursement Voucher

U.S. Department of Transportation National Highway Traffic Safety Administration

Page: 15

State: Iowa

Report Date: 12/30/2014

Federal Reimbursement Voucher

Claim Period: 09/20/2014 - 09/30/2014

2014-FINAL

Not Posted in DELPHI

Posted: 12/30/2014

Reimbursement Info: Total: \$0.00

Program Area	Project	Description	HCS Federal Funds Obligated	Share to Local Benefit	State/Federal Cost to Date	Federal Funds Expended	Fed Previous Amount Claimed	Fed Funds Claimed this Period
	M60T-2014-06-00-00	BOONE CO SO	\$11,839.04	\$11,839.04	\$11,839.04	\$11,839.04	\$11,839.04	\$0.00
	M60T-2014-07-00-00	BOONE PD	\$4,733.32	\$4,733.32	\$4,733.32	\$4,733.32	\$4,733.32	\$0.00
	M60T-2014-09-00-00	BUFFALO PD	\$4,050.51	\$4,050.51	\$4,050.51	\$4,050.51	\$4,050.51	\$0.00
	M60T-2014-10-00-00	CARLISLE PD	\$10,171.70	\$10,171.70	\$10,171.70	\$10,171.70	\$10,171.70	\$0.00
	M60T-2014-11-00-00	CARTER LAKE PD	\$6,075.79	\$6,075.79	\$10,272.79	\$6,075.79	\$6,075.79	\$0.00
	M60T-2014-12-00-00	CEDAR RAPIDS PD	\$15,117.67	\$15,117.67	\$15,117.67	\$15,117.67	\$15,117.67	\$0.00
	M60T-2014-13-00-00	CERRO GORDO CO SO	\$3,476.32	\$3,476.32	\$3,476.32	\$3,476.32	\$3,476.32	\$0.00
	M60T-2014-14-00-00	CLAYTON CO SO	\$7,325.28	\$7,325.28	\$7,325.28	\$7,325.28	\$7,325.28	\$0.00
	M60T-2014-15-00-00	CLEAR LAKE PD	\$13,054.87	\$13,054.87	\$16,329.87	\$13,054.87	\$13,054.87	\$0.00
	M60T-2014-16-00-00	CLINTON CO SO	\$8,018.61	\$8,018.61	\$8,018.61	\$8,018.61	\$8,018.61	\$0.00
	M60T-2014-18-00-00	DALLAS CO SO	\$12,112.38	\$12,112.38	\$21,432.38	\$12,112.38	\$12,112.38	\$0.00
	M60T-2014-19-00-00	DUBUQUE CO SO	\$6,715.60	\$6,715.60	\$6,715.60	\$6,715.60	\$6,715.60	\$0.00
	M60T-2014-20-00-00	DUNKERTON PD	\$2,103.75	\$2,103.75	\$2,103.75	\$2,103.75	\$2,103.75	\$0.00
	M60T-2014-21-00-00	DYERSVILLE PD	\$4,395.00	\$4,395.00	\$5,394.16	\$4,395.00	\$4,395.00	\$0.00
	M60T-2014-22-00-00	EPWORTH PD	\$1,809.51	\$1,809.51	\$1,809.51	\$1,809.51	\$1,809.51	\$0.00
	M60T-2014-23-00-00	FORT DODGE PD	\$11,537.74	\$11,537.74	\$18,895.32	\$11,537.74	\$11,537.74	\$0.00
	M60T-2014-24-00-00	FORT MADISON PD	\$5,932.08	\$5,932.08	\$8,479.00	\$5,932.08	\$5,932.08	\$0.00
	M60T-2014-25-00-00	HARRISON CO SO	\$7,074.08	\$7,074.08	\$7,074.08	\$7,074.08	\$7,074.08	\$0.00
	M60T-2014-26-00-00	HUXLEY PD	\$1,274.83	\$1,274.83	\$1,904.16	\$1,274.83	\$1,274.83	\$0.00
	M60T-2014-27-00-00	IOWA CITY PD	\$14,828.43	\$14,828.43	\$17,766.86	\$14,828.43	\$14,828.43	\$0.00
	M60T-2014-29-00-00	IOWA STATE UNIVERSITY PD	\$8,056.39	\$8,056.39	\$8,056.39	\$8,056.39	\$8,056.39	\$0.00
	M60T-2014-30-00-00	JASPER CO SO	\$4,487.77	\$4,487.77	\$4,487.77	\$4,487.77	\$4,487.77	\$0.00
	M60T-2014-31-00-00	LA PORTE CITY PD	\$1,641.32	\$1,641.32	\$3,282.64	\$1,641.32	\$1,641.32	\$0.00
	M60T-2014-33-00-00	LECLAIRE PD	\$13,586.70	\$13,586.70	\$13,586.70	\$13,586.70	\$13,586.70	\$0.00
	M60T-2014-34-00-00	LINN CO SO	\$23,998.52	\$23,998.52	\$43,245.74	\$23,998.52	\$23,998.52	\$0.00
	M60T-2014-35-00-00	MARION CO SO	\$4,405.86	\$4,405.86	\$4,405.86	\$4,405.86	\$4,405.86	\$0.00

Federal Reimbursement Voucher

U.S. Department of Transportation National Highway Traffic Safety Administration
Federal Reimbursement Voucher

State: Iowa

Page: 16

Reimbursement Info: Total: \$0.00

Posted: 12/30/2014

Report Date: 12/30/2014

Claim Period: 09/20/2014 - 09/30/2014

Not Posted In DELPHI

2014-FINAL


Program Area	Project	Description	HCS Federal Funds Obligated	Share to Local Benefit	State/Federal Cost to Date	Federal Funds Expended	Fed Previous Amount Claimed	Fed Funds Claimed this Period
	M60T-2014-37-00-00	MITCHELLVILLE PD	\$2,753.77	\$2,753.77	\$2,753.77	\$2,753.77	\$2,753.77	\$0.00
	M60T-2014-39-00-00	MOUNT VERNON PD	\$6,604.79	\$6,604.79	\$6,604.79	\$6,604.79	\$6,604.79	\$0.00
	M60T-2014-40-00-00	MUSCATINE CO SO	\$20,144.06	\$20,144.06	\$20,144.06	\$20,144.06	\$20,144.06	\$0.00
	M60T-2014-41-00-00	NORTH LIBERTY PD	\$3,303.13	\$3,303.13	\$3,303.13	\$3,303.13	\$3,303.13	\$0.00
	M60T-2014-42-00-00	OELWEIN PD	\$637.06	\$637.06	\$637.06	\$637.06	\$637.06	\$0.00
	M60T-2014-43-00-00	PELLA PD	\$6,737.40	\$6,737.40	\$6,737.40	\$6,737.40	\$6,737.40	\$0.00
	M60T-2014-44-00-00	PERRY PD	\$8,365.81	\$8,365.81	\$15,394.24	\$8,365.81	\$8,365.81	\$0.00
	M60T-2014-45-00-00	POLK CITY PD	\$4,339.09	\$4,339.09	\$4,339.09	\$4,339.09	\$4,339.09	\$0.00
	M60T-2014-47-00-00	ROBINS PD	\$3,861.46	\$3,861.46	\$7,722.92	\$3,861.46	\$3,861.46	\$0.00
	M60T-2014-48-00-00	SCOTT CO EMERGENCY COMM CENTER	\$242.60	\$242.60	\$242.60	\$242.60	\$242.60	\$0.00
	M60T-2014-49-00-00	SIoux CITY PD	\$21,919.96	\$21,919.96	\$34,805.47	\$21,919.96	\$21,919.96	\$0.00
	M60T-2014-50-00-00	STORM LAKE PD	\$4,024.05	\$4,024.05	\$4,024.05	\$4,024.05	\$4,024.05	\$0.00
	M60T-2014-51-00-00	THE INTEGER GROUP	\$94,433.88	\$0.00	\$139,933.88	\$94,433.88	\$94,433.88	\$0.00
	M60T-2014-52-00-00	UNIVERSITY HEIGHTS PD	\$6,193.22	\$6,193.22	\$12,386.44	\$6,193.22	\$6,193.22	\$0.00
	M60T-2014-53-00-00	UNIV OF NORTHERN IA PUBLIC SAFETY	\$8,631.63	\$8,631.63	\$8,631.63	\$8,631.63	\$8,631.63	\$0.00
	M60T-2014-54-00-00	WALCOTT PD	\$2,648.96	\$2,648.96	\$2,648.96	\$2,648.96	\$2,648.96	\$0.00
	M60T-2014-56-00-00	WATERLOO PD	\$19,188.33	\$19,188.33	\$23,600.18	\$19,188.33	\$19,188.33	\$0.00
	M60T-2014-57-00-00	WEST BURLINGTON PD	\$3,773.06	\$3,773.06	\$3,773.06	\$3,773.06	\$3,773.06	\$0.00
	M60T-2014-58-00-00	WEST LIBERTY PD	\$1,542.40	\$1,542.40	\$1,542.40	\$1,542.40	\$1,542.40	\$0.00
	M60T-2014-59-00-00	WESTCOM EMERGENCY COMM	\$1,850.71	\$1,850.71	\$1,850.71	\$1,850.71	\$1,850.71	\$0.00
	M60T-2014-60-00-00	WOODWARD PD	\$2,293.02	\$2,293.02	\$2,293.02	\$2,293.02	\$2,293.02	\$0.00
	405d Low Other Based on Problem ID Total		\$692,300.24	\$424,112.64	\$871,855.05	\$692,300.24	\$692,300.24	\$0.00
	MAP 21 405d Impaired Driving Low Total		\$692,300.24	\$424,112.64	\$871,855.05	\$692,300.24	\$692,300.24	\$0.00
	MAP 21 405f Motorcycle Programs 405f Motorcyclist Awareness		\$0.00	\$0.00	\$11,000.00	\$0.00	\$0.00	\$0.00
	MSMA-2014-00-00-02	SOFT MATCH						

Federal Reimbursement Voucher

U.S. Department of Transportation National Highway Traffic Safety Administration
Federal Reimbursement Voucher

State: Iowa
 Reimbursement Info: Total: \$0.00
 Posted: 12/30/2014
 2014-FINAL
 Report Date: 12/30/2014
 Claim Period: 09/20/2014 - 09/30/2014
 Not Posted In DELPHI

Program Area	Project	Description	HCS Federal Funds Obligated	Share to Local Benefit	State/Federal Cost to Date	Federal Funds Expended	Fed Previous Amount Claimed	Fed Funds Claimed this Period
	M9MA-2014-02-00-00	THE INTEGER GROUP	\$22,000.00	\$0.00	\$26,400.00	\$22,000.00	\$22,000.00	\$0.00
	M9MA-2014-05-00-00	RADIO IA NEWS - LEARFIELD	\$39,600.00	\$0.00	\$39,600.00	\$39,600.00	\$39,600.00	\$0.00
	405f Motorcyclist Awareness		\$61,600.00	\$0.00	\$77,000.00	\$61,600.00	\$61,600.00	\$0.00
	MAP 21 405f Motorcycle Programs Total		\$61,600.00	\$0.00	\$77,000.00	\$61,600.00	\$61,600.00	\$0.00
	NHTSA Total		\$5,941,208.03	\$3,478,109.03	\$8,372,747.08	\$5,941,208.03	\$5,941,208.03	\$0.00
	Total		\$5,941,208.03	\$3,478,109.03	\$8,372,747.08	\$5,941,208.03	\$5,941,208.03	\$0.00


 12-30-14

I CERTIFY, that in accordance with the laws of the state and under the terms of the approved program(s) area that actual costs claimed have been incurred and have not previously been presented for payment.

State Official:

(APPROVAL AND PAYMENT ARE SUBJECT TO ADJUSTMENT, YEAR-END AUDIT OR OTHER APPROPRIATE REVIEW)