


**BUREAU of INDIAN AFFAIRS  
INDIAN HIGHWAY SAFETY PROGRAM**



**FY 2014  
Annual Report**

*1001 Indian School Road, NW - Suite 251  
Albuquerque, New Mexico 87104*



# Table of Contents

Mission Statement .....	3
Vision Statement .....	3
Introduction .....	3
FY14 Tribal Project Reports.....	4
FY14 IHSP 402 Expenditures .....	4
IHSP Targets for FY14 .....	5
Impaired Driving Program Area .....	13
Occupant Protection Program Area.....	17
Police Traffic Services Program Area .....	18
FY14 Core Outcome Measures.....	20
Safe Communities Program Area .....	83
Mobilizations Indian State .....	84
FY2014 Budget Summary (in lieu of HSC) .....	87



## **Mission Statement**

To reduce the number and severity of traffic crashes in Indian Country by supporting Education, Enforcement, and safe tribal community programs.

## **Vision Statement**

To create a safe tribal community environment where roadways in Indian Country are safe for all.

## **Introduction**

According to the 2010 U.S. Census, the United States is home to 308,745,538 people. Of these individuals, approximately 2,932,248, 0.9%, identify themselves as American Indian and/or Alaska Native. Consistent with the general population in the United States, the largest age group for American Indian/Alaska Natives is 35-44 years of age. These American Indians/Alaska Natives represent over 560 federally recognized Tribes throughout the country.

Despite their small ethnicity numbers, American Indians/Alaska Natives continue to be killed and injured in traffic crashes at rates that are 2 to 3 times that of other ethnic groups and that of the national average.

Because the Tribes that comprise the Indian Nation are geographically spread throughout the United States, it is extremely difficult to affect change in motor vehicle deaths in each of them. Each Tribe is unique in its heritage, language and lifestyle. The lack of motor vehicle crash data and Tribal reporting are areas of continual struggle.

The FY14 Request for Proposal (RFP) was mailed to the Tribal Leaders of all federally recognized Tribes in the United States in February 2013. Prospective applicants were required to submit proposals no later than May 1, 2013. The Indian Highway Safety Program (IHSP) received 42 tribal project proposals for FY14.

A Selection Committee met in May of 2013 to review and score all proposals. This Selection Committee was comprised of representatives from the National Highway Traffic Safety Administration, Bureau of Indian Affairs Indian Highway Safety Program, Indian Health Service, Office of Justice Services, and a representative from the New Mexico Highway Safety Office. 31 Tribal highway safety projects were included in the FY14 Highway Safety Plan submitted to NHTSA for final approval. NHTSA approved 31 Projects for funding.

The approved IHSP projects for FY14 consisted of 31 enforcement grants, for Tribes in 12 different states, in the program areas of Police Traffic Services and Overtime enforcement. The IHSP also issued one grant award for an Impaired Driving Court grant. These Tribes included some of the largest Tribes in the country. Data provided in this report is based upon statistics submitted from 31 Tribal projects and the national Fatality Analysis Reporting System.

The IHSP staffing for FY14 included a Program Director, Program Coordinator, Financial Analyst, Law Enforcement Liaison, and two (2) Law Enforcement Assistants.

## **FY14 Tribal Project Reports**

In FY14, the IHSP staff was tasked with managing 31 Tribal projects throughout the year. Each month, the Tribal projects were required to submit a narrative report on the progress of their individual Performance Measures/Targets as well as a Request for Reimbursement.

## **FY14 IHSP 402 Expenditures**

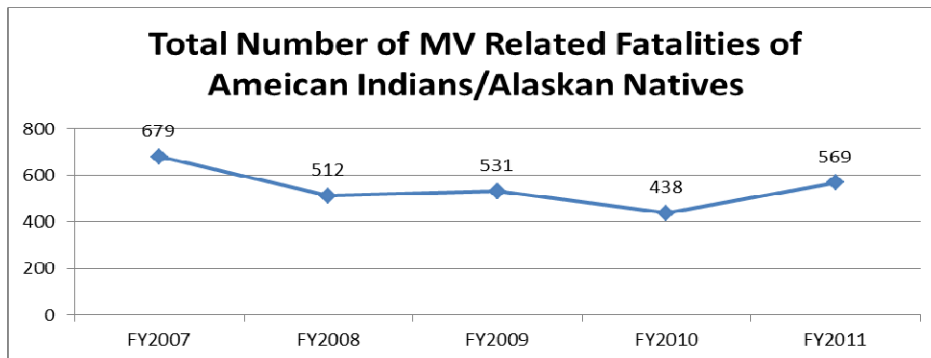
The IHSP expended a total of **\$3,272,688.69** in FY14 for Tribal Highway Safety Projects, BAT Mobile operation and maintenance costs, and Planning and Administration.

## IHSP Targets for FY14

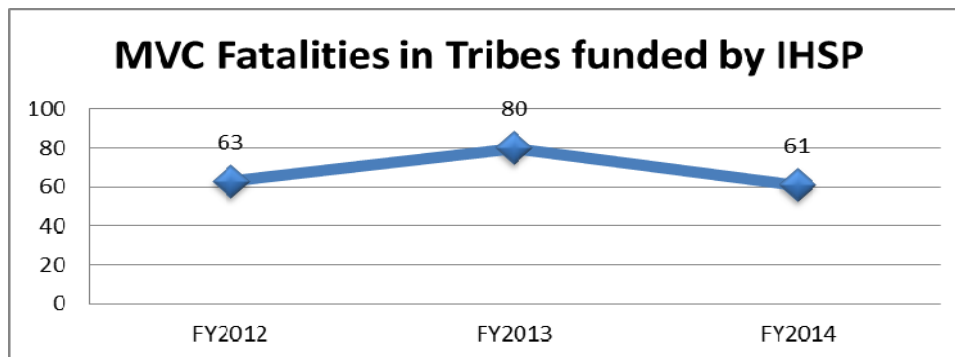
### Overall Program Target:

To reduce death and injury rates resulting from traffic crashes among Indian Tribes and on the reservations within the United States.

To reduce the number of fatalities on reservations in Indian Country by 10% from the 2010 FARS number of 102 to 92 by the end of FY14. On reservation deaths were 201 in 2011.



According to the FARS numbers, MVC fatalities (total number of deaths) among American Indians/Alaska Natives decreased significantly from **438** in 2010 to **569** in 2011. MVC fatalities “On Indian Reservation” for 2010, declined from 128 in 2010 to 207 in 2011.



In FY14: 31 Tribes reported a total of **61** motor vehicle crash (MVC) fatalities on their reservations. **28 (46%)** involved alcohol, **20 (33%)** involved excessive speed and **37 (61%)** of the people killed were not wearing seat belts.

The 3 Tribes with the highest number of MVC fatalities reported (total of 23) were:

<u>Fatalities</u>	<u>Tribe</u>	<u>State</u>
10	Shoshone Bannock	Idaho
8	White Mountain Apache	Arizona
5	Rosebud Sioux	South Dakota

These 3 Tribes accounted for **38%** of the total of **61** fatal MVCs reported to the BIA IHSP.

In FY13: 34 Tribes reported a total of **80** motor vehicle crash (MVC) fatalities on their reservations. **47 (58.75%)** involved alcohol, **33 (41.25%)** involved excessive speed and **47 (58.75%)** of the people killed were not wearing seat belts.

The 3 Tribes with the highest number of MVC fatalities reported (total of 25) were:

<u>Fatalities</u>	<u>Tribe</u>	<u>State</u>
10	Cheyenne River Sioux	South Dakota
8	Rosebud Sioux	South Dakota
7	Salt River (OT)	Arizona

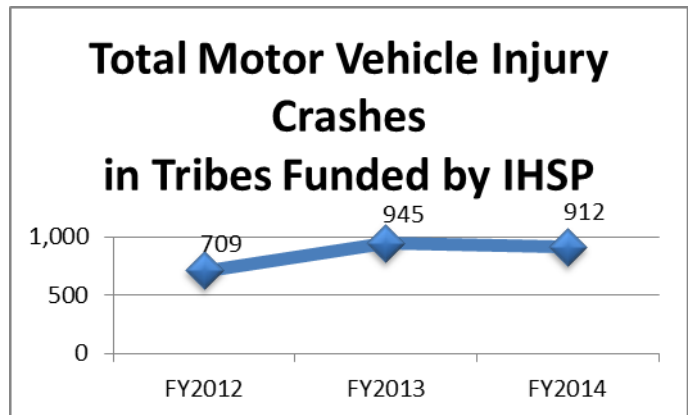
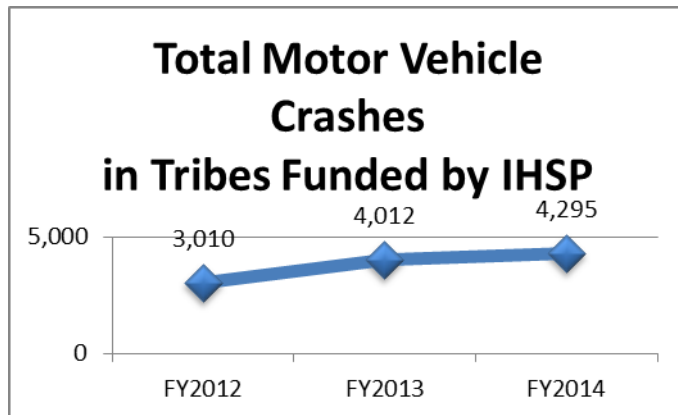
These 3 Tribes accounted for 31% of the total of 80 fatal MVCs reported to the BIA IHSP.

In FY12: There were **63** reported MVC fatalities from the 26 Tribes funded by IHSP.

The 3 Tribes with the highest number of MVC fatalities in FY12 (total of 27) were:

<u>Fatalities</u>	<u>Tribe</u>	<u>State</u>
11	Oglala Sioux	South Dakota
8	White Earth	Minnesota
8	Sisseton-Wahpeton Sioux	South Dakota

These 3 Tribes alone accounted for 36% of the 68 motor vehicle crash fatalities.



In FY14: The 31 funded Tribes reported a total of **4,295** motor vehicle crashes, of which **912 (21%)** were injury crashes. **573** of the crashes involved alcohol and **542** were speed involved.

In FY13: The 34 funded Tribes reported a total of **4,012** motor vehicle crashes, of which **945 (23.53%)** were injury crashes. **531** of the crashes involved alcohol and **285** were speed involved.

In FY12: The 26 funded Tribes reported a total of **3,012** motor vehicle crashes, of which **709 (23.54%)** were injury crashes.

## Planning & Administration:

The Target of the BIA IHSP is to effectively administer highway safety funds, offer technical assistance to all Tribes requesting assistance and monitor funded projects to reduce traffic related deaths and injuries in Indian Country.

The BIA IHSP awarded 31 project grants in FY14. During the fiscal year, services and technical assistance were provided to approximately 50 Tribes throughout the country. This was accomplished by providing media materials for the impaired driving and safety belt mobilizations. Tribes not currently funded by the IHSP also attend Lifesavers Conference and Grant Writing training.

## Impaired Driving:

The BIA IHSP planned to reduce the incidence of impaired driving by increasing sustained DUI/DWI/OWI arrests by all funded traffic activity within the participating Tribes by 10% from the FY12 total of 4,056 to 4,462 by the end of FY14.

30 tribes were funded for traffic enforcement grants and 1 OWI Court grant in FY14

34 tribes were funded for traffic enforcement grants and 1 OWI Court Grant in FY13

26 tribes were funded for traffic enforcement grants in FY12

*In FY 14: 31 Tribes funded reported **5,112** DUI/DWI/OWI arrests. This Target was substantially exceeded.*

The 5 Tribes with the highest number of DUI/DWI/OWI arrests in FY14 are as follows:

<u>Arrest</u>	<u>Tribe</u>	<u>State</u>
751	Oglala Sioux	South Dakota
564	Blackfeet	Montana
562	Salt River (OT)	Arizona
455	Rosebud Sioux	South Dakota
435	Cheyenne River Sioux	South Dakota

*In FY 13: 34 Tribes funded reported **5,145** DUI/DWI/OWI arrests.*

The 5 Tribes with the highest number of DUI/DWI/OWI arrests in FY13 are as follows:

<u>Arrest</u>	<u>Tribe</u>	<u>State</u>
569	Salt River (OT)	Arizona
547	Rosebud Sioux	South Dakota
533	Cheyenne River Sioux	South Dakota
335	Red Lake	Minnesota
314	Oglala Sioux	South Dakota

*In FY 12: 26 Tribes funded by reported **4,056** DUI arrests.*

The 5 Tribes with the highest number of DUI arrests in FY12 are as follows:

<u>Arrest</u>	<u>Tribe</u>	<u>State</u>
614	Oglala Sioux	South Dakota
529	Salt River (OT)	Arizona
458	Cheyenne River	South Dakota
439	Fort Peck	Montana
321	Red Lake	Minnesota

Performance Measure to be tracked: Number of fatalities involving a driver or motorcycle operator with .08+ BAC.

In FY14: 31 funded Tribes reported a total of **20** fatalities with drivers with .08+ BAC.

In FY14: 31 funded Tribes reported a total of **28** fatalities that were alcohol related

In FY13: 34 funded Tribes reported a total of **30** fatalities with drivers with .08+ BAC.

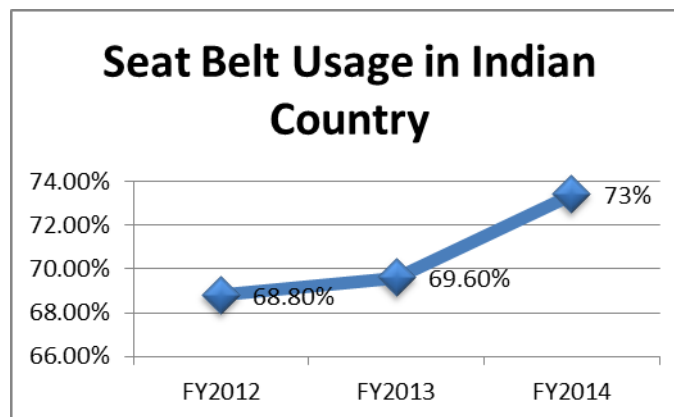
In FY13: 34 funded Tribes reported a total of **47** fatalities that were alcohol related.

In FY12: 26 funded Tribes reported a total of **26** fatalities with drivers with .08+ BAC.

In FY12: 26 funded Tribes reported a total of **40** fatalities that were alcohol related.

### Occupant Protection:

The BIA IHSP planned to increase safety belt usage rates in Indian Country from the “National” Indian Country rate of 68.8% to 71% by the end of FY14.



Safety Belt usage has increased from 69.60% in FY13 to 73% in FY14.

The BIA IHSP planned to increase the number of Tribes participating in Click It or Ticket national mobilization from 40 to 50 by the end of FY14.

**29** Tribal and BIA police agencies signed up to participate in the **Click It or Ticket** national safety belt mobilization and reported statistics on activity reports.



Performance Measure to be tracked: Number of seat belt citations issued during grant-funded enforcement activities.

In FY14: The 31 Tribes funded by the BIA IHSP reported issuing a total of **3,783** safety belt violations and **744** child passenger safety violation citations throughout the project year.

In FY13: The 34 Tribes funded by the BIA IHSP reported issuing a total of **5,166** safety belt violations and **907** child passenger safety violation citations throughout the project year.

In FY12: The 26 Tribes funded by the BIA IHSP reported issuing a total of **3,173** safety belt violations and **696** child passenger safety violation citations throughout the project year.

### **Police Traffic Services:**

The BIA IHSP planned to reduce the number of speed related fatalities on Indian Reservations by 24% from the FY2010 FARS numbers of 41 to 31 by the end of FY14. The most current FARS data from 2011 showed there was an increase to 76 in 2011. Speed related fatalities appear to be trending down in the funded Tribes. The Police Traffic Services grants are designed to provide an ongoing sustained impaired driving, occupant protection and child passenger safety enforcement throughout the grant year.

In FY14: The 31 Tribes funded by the BIA IHSP reported a total of **20** speed-related motor vehicle fatalities on their reservations during the project year.

In FY13: The 34 Tribes funded by the BIA IHSP reported a total of **33** speed-related motor vehicle fatalities on their reservations during the project year.

In FY12: The 26 Tribes funded by the BIA IHSP reported a total of **14** speed-related motor vehicle fatalities on their reservations during the project year.

The BIA IHSP planned to increase the number of citations issued for speed by 5% from the FY12 total of 13,641 to 14,323 within the participating Tribes by the end of FY14.

In FY14: 31 Tribes funded by the BIA IHSP reported **30,613** speed citations being issued during the project year. This more than doubled the project amount.

The 5 Tribes with the highest number of speed citations in FY14 were:

<u>Citations</u>	<u>Tribe</u>	<u>State</u>
5,686	Isleta Pueblo	New Mexico
4,709	Salt River (OT)	Arizona
3,268	Oglala Sioux	South Dakota
2,737	Laguna	New Mexico
1,997	Jicarilla Apache	New Mexico

In FY13: 34 Tribes funded by the BIA IHSP reported **32,754** speed citations being issued during the project year.

The 5 Tribes with the highest number of speed citations in FY13 were:

<u>Citations</u>	<u>Tribe</u>	<u>State</u>
5,323	Isleta Pueblo	New Mexico
2,928	Laguna Pueblo	New Mexico
2,667	Salt River (OT)	Arizona
1,977	Oglala Sioux	South Dakota
1,910	Ramah-Navajo	New Mexico

In FY12: 26 Tribes funded by the BIA IHSP reported **31,037** speed citations being issued during the project year.

The 5 Tribes with the highest number of speed citations in FY12 were:

<u>Citations</u>	<u>Tribe</u>	<u>State</u>
5,442	Isleta Pueblo	New Mexico
3,829	*Tesuque Pueblo	New Mexico
3,268	Salt River (OT)	Arizona
2,709	Laguna	New Mexico
1,798	Jemez Pueblo	New Mexico

*\* Participated 10 months of the project year.*

The BIA IHSP planned to increase the number of citations issued for other moving violations (excluding speed and DUI) by all funded traffic activity by 5% from the FY12 total of 22,406 to 23,526 by the end of FY14.

In FY14: 31 Tribes funded by the BIA IHSP in FY14 reported **34,861** traffic violation citations, substantially exceeding the target.

The 5 Tribes with the highest number of total traffic violation citations in FY14 were:

<u>Citations</u>	<u>Tribe</u>	<u>State</u>
8,217	Salt River (OT)	Arizona
5,099	Isleta Pueblo	New Mexico
3,527	Oglala Sioux	South Dakota
3,096	White Earth	Minnesota
2,881	Cheyenne River Sioux	South Dakota

In FY13: 34 Tribes funded by the BIA IHSP in FY13 reported **34,705** traffic violation citations, substantially exceeding the target.

The 5 Tribes with the highest number of total traffic violation citations in FY13 were:

<u>Citations</u>	<u>Tribe</u>	<u>State</u>
10,685	Salt River (OT)	Arizona
8,882	Isleta Pueblo	New Mexico
4,714	Oglala Sioux	South Dakota
4,204	Laguna Pueblo	New Mexico
3,055	Santa Clara Pueblo	New Mexico

In FY12: 26 Tribes funded by the BIA IHSP in FY12 reported **61,203** traffic violation citations, including speed.

The 5 Tribes with the highest number of total traffic violation citations in FY12 were:

<u>Citations</u>	<u>Tribe</u>	<u>State</u>
9,975	Salt River (OT)	Arizona
9,962	Isleta Pueblo	New Mexico
4,940	Laguna Pueblo	New Mexico
4,473	Oglala Sioux	South Dakota
4,176	*Tesuque Pueblo	New Mexico

*\* Participated 10 months of the project year*

Performance Measure to be tracked: Number of un-helmeted motorcyclist fatalities.

In FY 14: Number of motorcyclist fatalities reported by the 31 funded Tribes was **3**.

In FY14: Number of un-helmeted motorcyclist fatalities was **3**.

In FY 13: Number of motorcyclist fatalities reported by the 34 funded Tribes was **2**.

In FY13: Number of un-helmeted motorcyclist fatalities was **2**.

In FY12: Number of motorcyclist fatalities reported by the 26 funded Tribes was **4**.

In FY12: Number of un-helmeted motorcyclist fatalities was **3**.

Performance Measure to be tracked: Number of drivers age 20 or younger involved in fatal crashes.

In FY14: **9** fatalities involving drivers age 20 or younger were reported by the Tribes

In FY13: **12** fatalities involving drivers age 20 or younger were reported by the Tribes

In FY12: **6** fatalities involving drivers age 20 or younger were reported by the Tribes.

Performance Measure to be tracked: Number of pedestrian fatalities.

In FY14: Number of pedestrian fatalities reported by 31 Tribes in FY14 was **11**.

In FY13: Number of pedestrian fatalities reported by 34 Tribes in FY13 was **14**.

In FY12: Number of pedestrian fatalities reported by 26 Tribes in FY12 was **7**.

## **Traffic Records:**

### **Target:**

To provide resources, training and technical assistance to Tribes in an effort to establish traffic records systems on Indian Reservations.

### **Performance Measure:**

To convene quarterly meetings of the Tribal Traffic Records Coordinating Committee.

In FY14 the Tribal Traffic Records Coordinating Committee was not established. Quarterly meetings, travel and training did not take place. .

### **Summary:**

The IHSP contacted the Tribal Traffic Records Coordinating Committee proposed members and a planning teleconference was held on October 2, 2014. Follow up meetings will be held in December 2014 with other federal partners in order to identify the needs of our tribal partner.

IHSP leadership will identify and discuss potential avenues to expend the Section 408 funding in the near future.

The IHSP is also currently evaluating potential training sites to present traffic records training to the tribes. This is currently in the planning phase.

## Impaired Driving Program Area

The BIA Indian Highway Safety Program has over the years funded many projects aimed at reducing the high rates of drinking and driving on the reservations. The program also remains committed to providing training, educational materials and equipment necessary to assist tribal law enforcement officers and police departments in their efforts to remove drunk drivers from the roadways through sustained enforcement efforts.

All funded projects in FY14 signed a commitment to participate in all national traffic safety campaigns. Tribes were also required to participate in, and report on, the *“Don’t Shatter the Dream”*, Indian State Impaired Driving Mobilization. Funded Tribes participated by conducting checkpoints, saturation patrols and/or enhanced enforcement. Extra funding was added to each project budget for high visibility sustained enforcement throughout the year.

Each of the tribal projects funded in FY14 had an alcohol related performance measure.

### Impaired Driving Program Area Target:

The BIA IHSP planned to reduce the incidence of impaired driving crashes by increasing DUI arrests within the participating Tribes by 10% from the FY12 total of 4,056 to 4,462 by the end of FY14.

In FY14: 29 Tribes funded by the BIA IHSP in reported **5,112** DUI/DWI/OWI arrests.

In FY14: 17 Tribes reported conducting **175** checkpoints.

In FY14: 27 Tribes reported conducting **1,230** saturation patrols.

In FY13: 34 Tribes funded by the BIA IHSP in reported **5,145** DUI/DWI/OWI arrests.

In FY13: 34 Tribes reported conducting **224** checkpoints.

In FY13: 26 Tribes reported conducting **1,316** saturation patrols.

In FY12: 26 Tribes funded by the BIA IHSP in reported **4,056** DUI/DWI/OWI arrests.

In FY12: 26 Tribes reported conducting **213** checkpoints.

In FY12: 26 Tribes reported conducting **1,610** saturation patrols.

The White Earth, Leech Lake, and Upper Sioux Tribes in Minnesota and the Shoshone-Bannock Tribe in Idaho could not conduct sobriety checkpoints as state law does not permit but did participate in the saturation patrols.

### Note:

For each Tribal project, the Reservation Population and Land Base information is from Tiller’s Guide to Indian Country updated with 2010 Census data with the exception of the Ramah-Navajo and Upper Sioux Tribes.

## AL-14-02 – BIA OJS (Office of Justice Services)

**Grant Award:** \$100,000.00

**Amount Expended:** \$28,607.95

**Target:**

To provide support for the continued operation and maintenance of the Breath Alcohol Testing (BAT) Mobiles purchased for use in Indian Country which will result in decreased alcohol related motor vehicle crash injuries and fatalities within the participating Tribes.

**PERFORMANCE MEASURES:**

To increase the number of times the BAT Mobiles are deployed within the participating Tribes by 15% from the FY12 total of 103 to 118 by the end of FY14.

In FY14 the BAT Mobile was deployed 62 times. Of the 62 deployments 21 were from participating tribes.

To increase use of BAT Mobiles for educational events on the reservations in FY14. Baseline will be set in FY13.

In FY14 the BAT Mobiles were not used for 6 educational events.

To increase use of BAT Mobiles at checkpoints on the reservations in FY14.

In FY14 the BAT Mobiles were used in 62 check points.

DISTRICT I			
Tribe	Deployed	Education	Checkpoint
Winnebago	6	2	6
Standing Rock	6	2	6
Pine Ridge	4		4
Lower Brule/Crow Creek	17	1	17
Rosebud	2		2
Red Lake	5		5

District II			
Tribe	Deployed	Education	Checkpoint
Absentee Shawnee	1		1
Chickasaw Nation	1		1

District IV			
Tribe	Deployed	Education	Checkpoint
Tesuque Pueblo	2		2
San Ildefonso Pueblo	1		1
Nambe Pueblo	1		1
Pojoaque Pueblo	1		1
Santa Clara Pueblo	1		1
Isleta Pueblo	1		1
Sandia Pueblo	1		1
Santa Ana Pueblo	1		1
Ramah-Navajo	2		2

<b>District V</b>			
<b>Tribe</b>	<b>Deployed</b>	<b>Education</b>	<b>Checkpoint</b>
Cheyenne River	4		4
Eastern Shoshone	1	1	1

To support the Tribes in BIA OJS Districts I (South Dakota), II (Oklahoma), IV (Albuquerque) and V (Billings) by providing resources to utilize the BAT Mobiles.

The BIA IHSP purchased four (4) BAT Mobiles for Tribal use in FY10. It was a collaborative effort between the BIA IHSP and BIA OJS District II (Muscogee, OK), OJS District IV (Albuquerque, NM) and District V (Billings, MT – 2 BAT Mobiles).

At the beginning of FY13, one of the BAT Mobiles from District V-Billings was moved to OJS District I (Aberdeen, SD). This allowed for a total of approximately eighty (80) Tribes to have access to the BAT Mobiles in these four OJS Districts.

The purchase of these BAT Mobiles has allowed Tribes to more effectively combat drunk drivers on the reservations and to decrease alcohol related motor vehicle crash injuries and fatalities within the participating tribes in OJS Districts I, II, IV and V.

The BAT Mobiles were utilized in the four BIA OJS Districts at sobriety checkpoints and were made available for viewing to Tribal community members and school students during health fairs and public safety days.

The BAT Mobiles in Districts I and IV were out of service because of mechanical issues for part of the project year. This is felt to be due to the age of the BAT Mobiles.

## AL-14-03 – Lower Brule Sioux (South Dakota)

<b>Grant Award:</b>	\$170,000.00	<b>Amount Expended:</b>	\$11,334.30
<b>Project funded for:</b>	One (1) Probation Officer	<b>Law Enforcement:</b>	Tribal
<b>Safety Belt Law:</b>		<b>Tribal BAC Law:</b>	
<b>Traffic Statistics Software:</b>		<b>Land Base:</b>	1,683
<b>Reservation Population:</b>	1,683	<b>Road Miles:</b>	173
<b>Years Funded by IHSP:</b>	FY2014		

This project was funded to establish and maintain a DWI Court Team responsible for the implementation of a DWI Court on the Lower Brule Sioux reservation

### **PERFORMANCE MEASURES/TARGETS:**

1. To reduce the number of motor vehicle related crashes, injuries and deaths on the Lower Brule Reservation from the FY2012 number of 2, to 1, by the end of FY2014.

**No data on reductions of crashes, injuries and deaths**

2. By the end of FY2014, establish a DWI dedicated court.

**DUI Court was established**

### **Final Report on Performance Measures/Targets:**

An OWI Probation Officer was not hired in the first quarter. The Lower Brule Sioux Tribal Court did not have the physical capacity to bring on another probation officer dedicated solely to the DUI court. The Tribal Court currently has 4 probation Officers who assist one another with probationer check ins, urinalysis and SCRAM bracelet downloads.

The Lower Brule Sioux Tribe established and maintained Operating While Intoxicated (OWI) Tribal Court on the Lower Brule Reservation. The DUI court team consists of the judge, prosecutor, public defender, probation clerk, community/elder and substance abuse professionals. DUI court is every Thursday afternoon; the team staffs each case prior to hearing. Evaluate OWI offenders to determine the number of offenders to be placed into the OWI court program. The Lower Brule Impaired Driving Court accepted its first case in February 2014. There are now 5 Cases in DUI court (3 women, 2 men).

DUI Court Team Members and Synthetic Drug Task Force organized a community Walk and education event in July. They also organized a tribal staff event and community education event in September 2014. Driving while impaired whether by alcohol or synthetic drug use, is a major concern to the community.

An Impaired Driving Court manual and forms was developed to implement the DUI Court along with policies and procedures which incorporate *The Guiding Principles of DWI Courts*.

A resolution supporting establishment and operation of the DUI court is pending before the Tribal Council.

This Tribe was funded for the DWI Court in FY15.

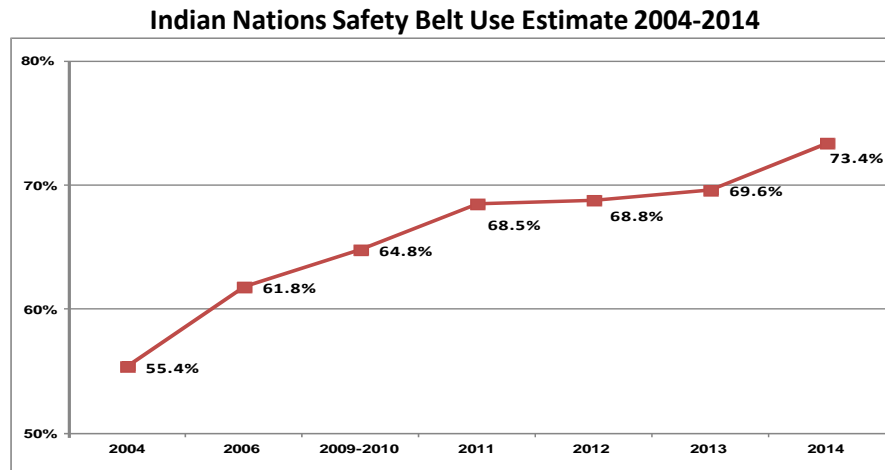


## Occupant Protection Program Area

Motor vehicle crashes are the leading cause of death and injuries to Native Americans in the United States. Native Americans are killed at rates at least twice that of all other ethnic groups in this country. These high death rates can be attributed to a number of factors including the low and non-use of safety belts and child passenger safety restraint usage on the reservations.

### Occupant Protection Program Area Target:

The BIA IHSP planned to increase safety belt usage rates in Indian Country from the FY 12 “National” Indian Country rate of 68.8% to 71% by the end of FY14.



Indian Country is now at **73.4% in 2014**. While Native American utilization is still lower than the national rate, there has been progress made in Indian Country.

### Child Passenger Safety

For several years, the BIA IHSP has collaborated with the Indian Health Service to provide child passenger safety seats for Native American children and child passenger safety support safety materials for clinics, checkpoints and fitting stations for those Tribes working with their respective Indian Health Service Injury Prevention Specialists.

In FY14, the BIA IHSP did not awarded Child Passenger Safety grants to the Tribes. The BIA IHSP expended a total of **\$0.00** on child safety seats in FY14. This program currently being re-evaluated and formatted for accountability within BIA IHSP and with the grantees for FY15.

The BIA IHSP awarded Child Passenger Safety grant to the following tribes in FY13

<b>FY13 Child Passenger Safety Grantees</b>			
<b>Tribe</b>	<b>Awarded Amount</b>	<b>Expended Amount</b>	<b># of Seats Purchased</b>
Leech Lake	\$8,000.00	\$8,000.00	156
Shoshone-Bannock	\$10,000.00	\$9,994.27	173
Fort McDowell	\$15,000.00	\$14,822.87	184
Yurok	\$5,000.00	\$2,816.96	55

## Police Traffic Services Program Area

The BIA Indian Highway Safety Program has remained committed to providing the necessary tools and training that Tribal law enforcement departments need in order to effectively enforce traffic laws and ordinances.

All Tribal law enforcement agencies funded in FY14 signed commitments to participate in all national mobilizations as well as enhanced enforcement at other times of the year and sustained enforcement throughout the year. Additionally, extra funding was added to each project so they could conduct high visibility enforcement throughout the year.

The BIA IHSP staff depends on the NHTSA Region 6 Media Consultant to provide Public Information & Education information so information may be distributed to Tribes nationwide. It is invaluable during the national mobilizations the Tribes are required to participate in. Unfortunately, these services were not available in 2014.

The LEL also worked on specific task orders and was responsible for outreach, to include at least 50% travel time, to a designated number of Tribes during 2014 (PG 57 HSP)

A majority of the LEL's time was spent on site visits. Site visits included eight (8) current project Tribes; four (4) Montana (Rocky Boy, Crow, Northern Cheyenne, Blackfeet); one (1) in Wyoming (Eastern Shoshone); and three (3) tribes in Minnesota (Red Lake, Leech Lake, White Earth).

The BIA IHSP Director assisted the LEL with conducting site visits to one (1) tribe in New Mexico (Santa Ana), four (4) tribes in South Dakota (Rosebud, Oglala, Sisseton ; Lower Brule) and three (3) tribes in Minnesota, (Red Lake, Leech Lake, White Earth)

The site visits were used to ensure compliance with grant agreement requirements and evaluate the project progress toward stated goals.

In FY15, the LEL will continue to evaluate and assist Tribes to meet their performance measures/targets.

### **Police Traffic Services (PTS) Program Area Target:**

To reduce the number of speed related fatalities on Indian Reservations by 24% from the 2010 FARS numbers of 41 to 31 by the end of FY14.

To reduce the on reservation speeding related fatalities from 41 to 35 in 2014.

The 31 Tribes funded by the BIA IHSP in FY14 reported a total of **20** speed-related motor vehicle fatalities on their reservations during the project year. This Target was met.

To increase the number of citations issued for speed by full-time funded Highway Safety Officers by 5% from the FY12 number of 13,641 to 14,323 by the end of FY14.

31 Tribes funded by the BIA IHSP in FY14 reported **30,613** speed citations being issued during the project year. This Target was substantially exceeded.

To increase the number of citations issued for other moving violations (excluding speed and DUI) by full-time funded Highway Safety Officers funded traffic activity by 5% from the FY12 total of 22,406 to 23,526 by the end of FY14.

31 Tribes funded by the BIA IHSP in FY14 reported **34,861** traffic violation citations. This Target was substantially exceeded.

To decrease the number of AI/AN motorcyclist fatalities by 11% from the 2010 FARS number of 35 to 31 by the end of FY14.

Number of motorcyclist fatalities reported by the 31 funded Tribes was **3**.

Number of un-helmeted motorcyclists was **3**.

To decrease the number of AI/AN pedestrian fatalities by 5% from the 2010 FARS number of 64 to 61 by the end of FY14.

Number of pedestrian fatalities reported by 31 Tribes in FY14 was **11**.

## FY14 Core Outcome Measures

**A-1 Core Measure:** Seat belt citations issued during grant-funded enforcement activities current:  
In FY14: 31 Tribes reported 3,783 seat belt citations issued.

**A-2 Core Measure:** Impaired driving arrests made during grant-funded enforcements activities current:  
In FY14: 31 Tribes reported 5,112 DUI/OWI arrests were made in FY14.

**A-3 Core Measure:** Speeding citations issued during the grant-funded enforcement activities current:  
In FY14: 31 Tribes reported 30,613 speed citations were issued in FY14.

**B-1 Core Measure:** Increase safety belt usage rate in Indian Country from the FY2012 “national” Indian Country rate of 68.8% to 71% by the end of FY2014.

In FY14 Indian Country is now at 73.4% in 2014.

**C-1 Core Measure:** To reduce American Indian/ Alaskan Native fatalities on reservations by 10% from the 2010 FARS number of 102 to 92 by the end of FY2014. The most current FARS data from 2011 showed the number of fatalities on reservations increased to 207 in 2011. Fatalities appear to be trending down in the funded Tribes.

In FY14: 31 Tribes reported a total of 61 motor vehicle fatalities.

**C-4 Core Measure:** To reduce the number of passenger vehicle occupants on reservations by 10% from 101 in 2010 to 92 in 2014. The most current FARS data from 2011 shows there was an increase to 135. Fatalities appear to be trending down in the funded Tribes.

In FY14: 31 Tribes reported a total of 61 motor vehicle crash (MVC) fatalities on their reservations. Of the 61 motor vehicle fatalities 37 (61%) of the people killed were not wearing seat belts.

**C-5 Core Measure:** To decrease the number of fatalities in crashes involving a driver/motorcycle rider, on reservation, with a BAC of 0.08 and above from 61 in 2010 to 55 in 2014. The most current FARS data from 2011 showed the number of fatalities in crashes involving a driver/motorcycle rider increased to 104 in 2011. Motorcycle related fatalities appear to be trending down in the funded Tribes.

In FY14: 31 funded Tribes reported a total of 20 fatalities with drivers with .08+ BAC.

**C-6 Core Measure:** To reduce the number of speed related fatalities on Indian Reservations by 24% from the 2010 FARS numbers of 41 to 31 by the end of FY14. The most current FARS data from 2011 shows there was an increase to 76 speed related fatalities appears to be trending downward in the funded tribes.

The 31 Tribes funded by the BIA IHSP in FY14 reported a total of 20 speed-related motor vehicle fatalities on their reservations during the project year.

**C-7 Core Measure:** To reduce the on reservation motorcyclist fatalities from 6 in 2010 to 5 in 2014. The most current FARS data from 2011 showed that there was a decrease to 2 in 2011.

In FY 14: Number of motorcyclist fatalities reported by the 31 funded Tribes was 3.

**C-8 Core Measure:** To maintain the number of un-helmeted, on reservation, motorcyclist fatalities from 0 in 2010 to 0 in 2014. The most current FARS data from 2011 showed the number of un-helmeted motorcycle fatalities remains at 0 in 2011.

In FY14: Number of un-helmeted motorcyclist fatalities was 3.

**C-9 Core Measure:** To decrease the number of drivers 20 or younger, on reservation, involved in fatal crashes from 6 in 2010 to 5 in 2014. The most current FARS data from 2011 showed the number of fatalities in drivers 20 or younger increased to 18 in 2011. Motorcycle related fatalities appear to be trending down in the funded Tribes.

In FY14: 9 fatalities involving drivers age 20 or younger were reported by the Tribes

**C-10 Core Measure:** To decrease the number of pedestrians, on reservation, involved in fatal crashes from 6 in 2010 to 5 in 2014. The most current FARS data from 2011 showed the number of pedestrian fatalities increased to 36 in 2011. Pedestrian related fatalities appear to be trending up in the funded Tribes.

In FY14: Number of pedestrian fatalities reported by 31 Tribes in FY14 was 11.

## PT-14-03 Rosebud Sioux Tribe (South Dakota)

<b>Grant Award:</b>	\$300,000	<b>Amount Expended:</b>	\$122,794.02
<b>Project funded for:</b>	Two (2) full-time Highway Safety Officers	<b>Law Enforcement:</b>	Tribal
<b>Safety Belt Law:</b>	Primary (Law passed in 2009)	<b>Tribal BAC Law:</b>	.10
<b>Traffic Statistics Software:</b>	Global Records Traffic Records	<b>Land Base:</b>	884,194
<b>Reservation Population:</b>	10,469	<b>Road Miles:</b>	459
<b>Years Funded by IHSP:</b>	FY2005/FY2006/FY2007/FY2008/FY2009/FY2013/FY2014		

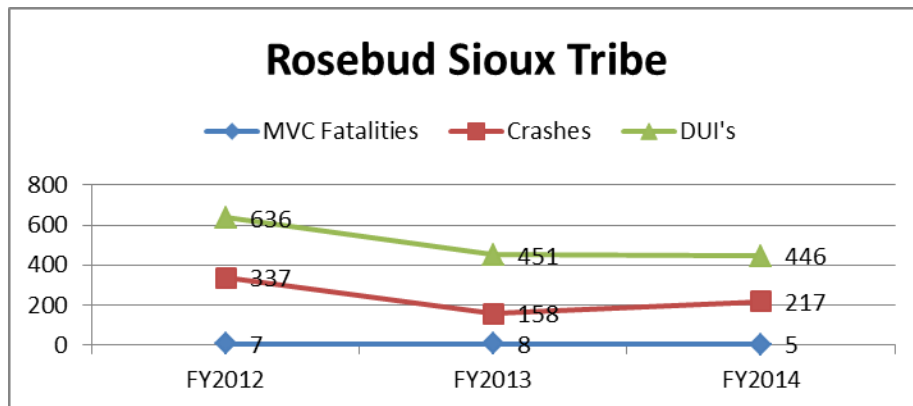
### PERFORMANCE MEASURES/TARGETS:

1. To reduce the number of motor vehicle related fatalities on the Rosebud Reservation by 50% from the FY12 number of 7, to 3, or less, by the end of FY14.

**Total number of motor vehicle crash fatalities in FY14 (Oct 1, 2013– Sept 30, 2014): 5**

2. To decrease motor vehicle related crashes by 20% from the FY12 number of 337 to 270 by the end of FY14.

**Total number of motor vehicle crashes in FY14: 217**



### SUMMARY:

The Rosebud Sioux Tribe recorded 5 motor vehicle crash fatalities during FY14. 3 of the 5 were alcohol-related (BACs of .08+), 2 involved speed, and 1 of the drivers was age 20 or younger.

The overall number of crashes decreased from the FY12 number of 337 to 217 in FY14. 78 of the total crashes were injury related.

DUI arrests were down from 636 in FY12 to 446 in FY14. Traffic violation citations increased from 125 in FY12 to 708 in FY14.

The Highway Safety Officer for the Rosebud Sioux Tribe provides a monthly DUI presentation to 1<sup>st</sup> offenders in DUI and Underage Consumption at the Rosebud Sioux courthouse.

**2014 ACTIVITY REPORT:**

5	Motor vehicle crash (MVC) fatalities
3	Alcohol-related MVC fatalities
2	Speed-related MVC fatalities
3	MVC fatalities involving driver with BAC of 0.08+
1	MVC fatalities with driver < age 20
3	Unrestrained occupant MVC fatalities, all seat positions
0	Motorcyclist fatalities
0	Un-helmeted motorcyclist fatalities
2	Pedestrian fatalities
217	Motor vehicle crashes
78	Injury related MVCs
33	Alcohol-related MVCs
79	Speed-related MVCs
708	Traffic citations
464	Traffic citations issued by HSO
446	DUI citations
115	DUI citations issued by HSO
20	Speed citations
14	Speed citations issued by HSO
151	Seat belt citations
40	CPS citations

During FY 14, the Rosebud Highway Safety Program conducted:

5	Check Points
12	Saturation Patrols
12	Traffic safety presentations (community/ School)

## PT-14-04 – Cheyenne River Sioux Tribe (South Dakota)

<b>Grant Award:</b>	\$335,000.00	<b>Amount Expended:</b>	\$240,244.92
<b>Project funded for:</b>	Two (2) full-time Highway Safety Officers One (1) Data Clerk	<b>Law Enforcement:</b>	Tribal
<b>Safety Belt Law:</b>	Secondary (Law passed 1994)	<b>Tribal BAC Law:</b>	0.08
<b>Traffic Statistics Software:</b>	EFORCE and Excel	<b>Land Base:</b>	2.8 million acres
<b>Reservation Population:</b>	8,500	<b>Road Miles:</b>	1,105
<b>Years Funded by IHSP:</b>	FY2005/FY2006/FY2007/FY2008/FY2009/FY2010/FY2011/FY2012/FY2013/FY2014		

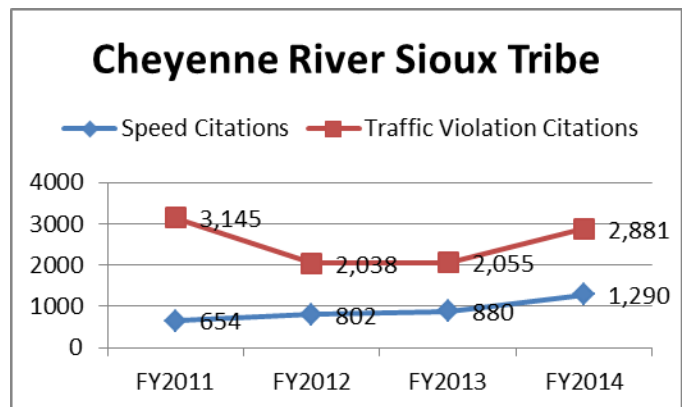
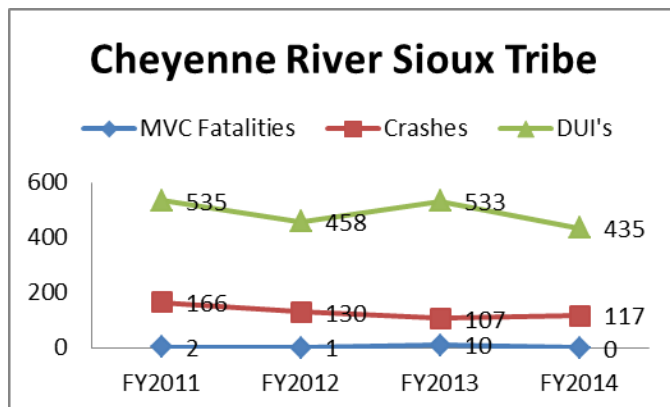
### PERFORMANCE MEASURES/TARGETS:

1. To maintain the number of motor vehicle related fatalities at the FY12 number of 1, or less, by the end of FY14

**Total number motor vehicle crash fatalities in FY14 (Oct 1, 2012 – Sept 30, 2013): 0**

2. To reduce motor vehicle crashes by 20% from the FY12 number of 134 to 107 by the end of FY14.

**Total number of motor vehicle crashes in FY14: 117**



### SUMMARY:

The Cheyenne River Sioux Tribe saw a significant decrease in the number of motor vehicle crash fatalities during FY14. The Tribe reported 10 fatalities in FY13 and 0 in FY14.

The, Cheyenne River Sioux Tribe Highway Safety Program reported a total of 107 crashes in FY13 to 117 in FY14.

In FY 13 traffic violation citations increased from 2,055 to 2,881. Of the 2,881 traffic violation citations in FY 14 1,290 were speed related.



**2014 ACTIVITY REPORT:**

0	Motor vehicle crash (MVC) fatalities
0	Alcohol-related MVC fatalities
0	Speed-related MVC fatalities
0	MVC fatalities involving driver with BAC of 0.08+
0	MVC fatalities with driver < age 20
0	Unrestrained occupant MVC fatalities, all seat positions
0	Motorcyclist fatalities
0	Un-helmeted motorcyclist fatalities
0	Pedestrian fatalities
117	Motor vehicle crashes
17	Injury related MVCs
20	Alcohol-related MVCs
4	Speed-related MVCs
2,881	Traffic citations
1,910	Traffic citations issued by HSO
435	DUI citations
171	DUI citations issued by HSO
1,290	Speed citations
1,092	Speed citations issued by HSO
	Seat belt citations
31	CPS citations

During FY 14, the Cheyenne River Highway Safety Program conducted:

24	Check Points
24	Saturation Patrols
4	Traffic safety presentations (community/ School)

## PT-14-05 – Menominee Tribe (Wisconsin)

<b>Grant Award:</b>	\$150,000.00	<b>Amount Expended:</b>	\$103,246.70
<b>Project funded for:</b>	One (1) full-time Highway Safety Officer	<b>Law Enforcement:</b>	Tribal
<b>Safety Belt Law:</b>	Primary (Law passed July 2002)	<b>Tribal BAC Law:</b>	0.08
<b>Traffic Statistics Software:</b>	CISCO System	<b>Land Base:</b>	235,523 acres
<b>Reservation Population:</b>	528	<b>Road Miles:</b>	1,105
<b>Years Funded by IHSP:</b>	FY2001/FY2002/FY2003/FY2004/FY2005/FY2006/FY2007/FY2008/FY2009/FY2010/ FY2011/FY2012/FY2013/FY14		

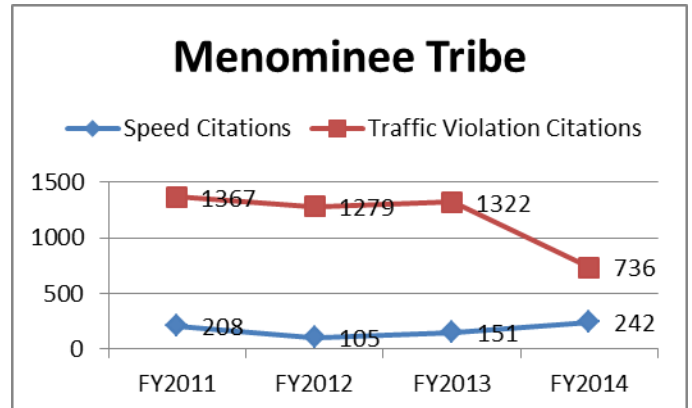
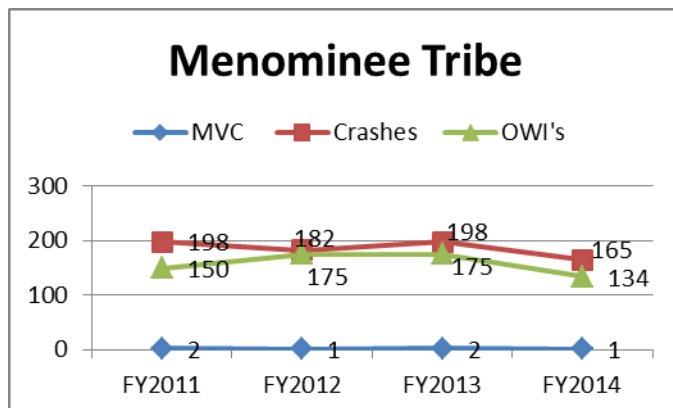
### PERFORMANCE MEASURES/TARGETS:

- To maintain the number of motor vehicle crash fatalities from FY12 number of 1 to 1 by the end of FY14.

**Total number of motor vehicle crash fatalities in FY14 (Oct 1, 2013– Sept 30, 2014): 1**

- To reduce the number of motor vehicle crashes by 15% from the FY12 number of 182 to 155 by the end of FY14.

**Total number of motor vehicle crashes in FY14: 165**



### SUMMARY:

The Menominee Tribe Highway Safety Program reported 1 motor vehicle related fatality during FY14. The fatality was an alcohol related.

The overall number of motor vehicle crashes decreased from the FY13 number of 198 to 165 in FY14. 22 of the 165 motor vehicle crashes were injury related crashes. There as an increase in alcohol-related crashes from 37 in FY13 to 41 in FY14.

The HSO is a Child Protection Seat (CPS) certified technician and participated in 2 CPS clinics.

**2014 ACTIVITY REPORT:**

1	Motor vehicle crash (MVC) fatalities
0	Alcohol-related MVC fatalities
0	Speed-related MVC fatalities
0	MVC fatalities involving driver with BAC of 0.08+
0	MVC fatalities with driver < age 20
0	Unrestrained occupant MVC fatalities, all seat positions
1	Motorcyclist fatalities
1	Un-helmeted motorcyclist fatalities
0	Pedestrian fatalities
165	Motor vehicle crashes
22	Injury related MVCs
41	Alcohol-related MVCs
Unknown	Speed-related MVCs
736	Traffic citations
152	Traffic citations issued by HSO
134	DUI citations
26	DUI citations issued by HSO
242	Speed citations
124	Speed citations issued by HSO
45	Seat belt citations
20	CPS citations

During FY 14, the Menominee Highway Safety Program conducted:

0	Check Points
15	Saturation Patrols
1	Traffic safety presentations (community/ School)

## PT-14-09 – Ramah-Navajo (New Mexico)

<b>Grant Award:</b>	\$160,000.00	<b>Amount Expended:</b>	\$100,149.46
<b>Project funded for:</b>	One (1) full-time Highway Safety Officer	<b>Law Enforcement:</b>	Tribal
<b>Safety Belt Law:</b>	Primary (Law passed June 1988)	<b>Tribal BAC Law:</b>	0.08
<b>Traffic Statistics Software:</b>	EXCEL and MS Word	<b>Land Base:</b>	157,000 acres
<b>Reservation Population:</b>	3,200	<b>Road Miles:</b>	480
<b>Years Funded by IHSP:</b>	FY2001/FY2002/FY2003/FY2004/FY2005/FY2006/FY2007/FY2008/FY2009/FY2010/ FY2011/FY2012/ FY2013/FY14		

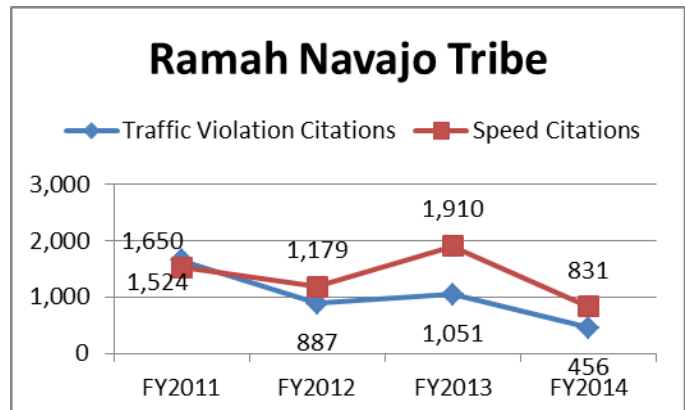
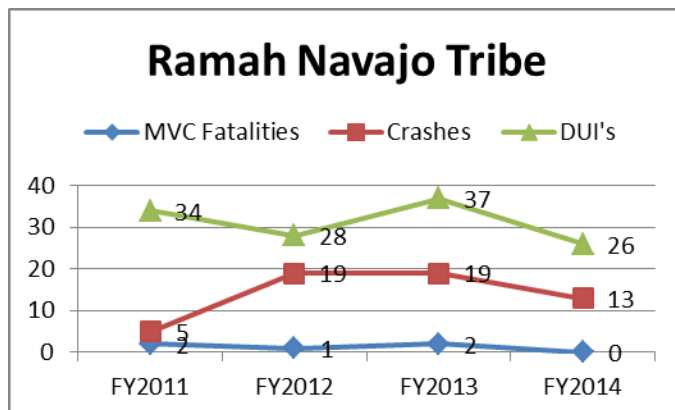
### PERFORMANCE MEASURES/TARGETS:

1. To maintain, or reduce, the 2012 number of motor vehicle crash fatalities at 0 by the end of FY14.

**Total number of motor vehicle crash fatalities in FY14 (Oct 1, 2013 – Sept 30, 2014): 0**

2. To reduce the number of motor vehicle crashes by 15% from the 2012 number of 35 to 30 by the end of FY14.

**Total number of motor vehicle crashes in FY14: 13**



### SUMMARY:

The Ramah-Navajo Highway Safety Program met both of their performance measures/ targets in FY14. There were 0 motor vehicle crash fatalities and 13 motor vehicle crashes were reported for the project year. Of the 13 motor vehicle crashes reported, 4 were injury and alcohol related.

Traffic citations decreased from 1,051 in FY13 to 456 in FY14. Speed citations decreased from 1,910 in FY13 to 456 in FY14

The Highway Safety Officer became a certified Child Passenger Safety Technician during FY14.

**2014 ACTIVITY REPORT:**

0	Motor vehicle crash (MVC) fatalities
0	Alcohol-related MVC fatalities
0	Speed-related MVC fatalities
0	MVC fatalities involving driver with BAC of 0.08+
0	MVC fatalities with driver < age 20
0	Unrestrained occupant MVC fatalities, all seat positions
0	Motorcyclist fatalities
0	Un-helmeted motorcyclist fatalities
0	Pedestrian fatalities
13	Motor vehicle crashes
4	Injury related MVCs
4	Alcohol-related MVCs
Unknown	Speed-related MVCs
456	Traffic citations
188	Traffic citations issued by HSO
26	DUI citations
18	DUI citations issued by HSO
831	Speed citations
497	Speed citations issued by HSO
45	Seat belt citations
30	CPS citations

During FY 14, the Ramah Navajo Highway Safety Program conducted:

9	Check Points
244	Saturation Patrols
5	Traffic safety presentations (community/ School)

## PT-14-10 – Rocky Boy Chippewa Cree (Montana)

<b>Grant Award:</b>	\$125,000.00	<b>Amount Expended:</b>	\$85,691.83
<b>Project funded for:</b>	One (1) full-time Highway Safety Officer	<b>Law Enforcement:</b>	Tribal
<b>Safety Belt Law:</b>	Secondary (Law passed February 2005)	<b>Tribal BAC Law:</b>	0.08
<b>Traffic Statistics Software:</b>	Cody	<b>Land Base:</b>	122,000 acres
<b>Reservation Population:</b>	3,323	<b>Road Miles:</b>	650
<b>Years Funded by IHSP:</b>	FY2005/FY2006/FY2007/FY2008/FY2009/FY2010/FY2013/FY2014		

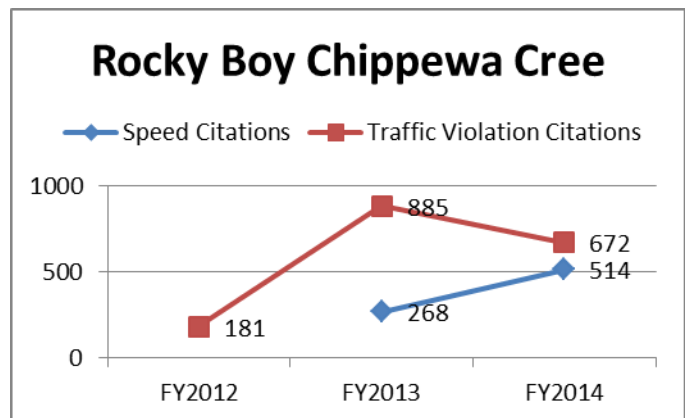
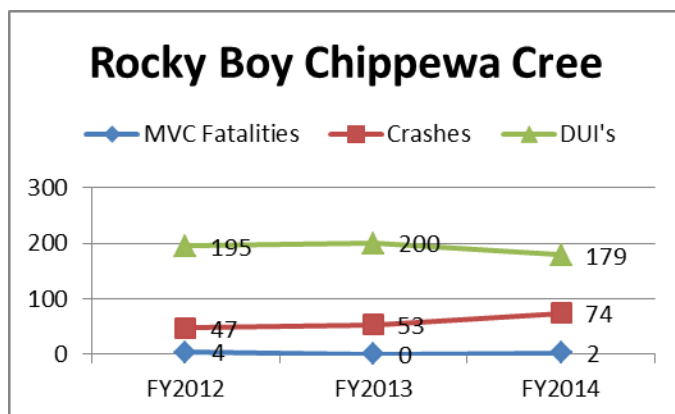
### PERFORMANCE MEASURES/TARGETS:

- To reduce the number of motor vehicle related fatalities at the 2012 number of 4 to 2 by the end of FY14.

**Total number of motor vehicle related fatalities in FY14 (Oct 1, 2013– Sept 30, 2014): 2**

- To reduce the number of motor vehicle crashes by 15% from the 2012 number of 47 to 40 by the end of FY14.

**Total number of motor vehicle crashes in FY14: 74**



### SUMMARY:

Rocky Boy reported 2 motor vehicle crash fatalities during FY14; this was an increase from 0 during FY13.

13 of the 74 motor vehicle crashes reported in FY 14 were injury related crashes and 12 were alcohol related.

Traffic citations decreased significantly from 885 in FY13 to 672 in FY14.

**2014 ACTIVITY REPORT:**

2	Motor vehicle crash (MVC) fatalities
1	Alcohol-related MVC fatalities
1	Speed-related MVC fatalities
1	MVC fatalities involving driver with BAC of 0.08+
1	MVC fatalities with driver < age 20
2	Unrestrained occupant MVC fatalities, all seat positions
0	Motorcyclist fatalities
0	Un-helmeted motorcyclist fatalities
1	Pedestrian fatalities
74	Motor vehicle crashes
13	Injury related MVCs
12	Alcohol-related MVCs
10	Speed-related MVCs
672	Traffic citations
297	Traffic citations issued by HSO
179	DUI citations
71	DUI citations issued by HSO
514	Speed citations
160	Speed citations issued by HSO
278	Seat belt citations
86	CPS citations

During FY 14, the Rocky Boy Highway Safety Program conducted:

23	Check Points
16	Saturation Patrols
6	Traffic safety presentations (community/ School)

## PT-14-08 – Crow Nation (Montana)

<b>Grant Award:</b>	\$150,000.00	<b>Amount Expended:</b>	\$27,256.09
<b>Project funded for:</b>	One (1) full-time Highway Safety Officer	<b>Law Enforcement:</b>	BIA and Tribal
<b>Safety Belt Law:</b>	No Law	<b>Tribal BAC Law:</b>	0.08
<b>Traffic Statistics Software:</b>	Axis Dispatch and IMARS	<b>Land Base:</b>	2.8 million acres
<b>Reservation Population:</b>	7,000	<b>Road Miles:</b>	1,484
<b>Years Funded by IHSP:</b>	FY2005/FY2006/FY2007/FY2008/FY2009/FY2010/FY2011/FY2013/FY2014		

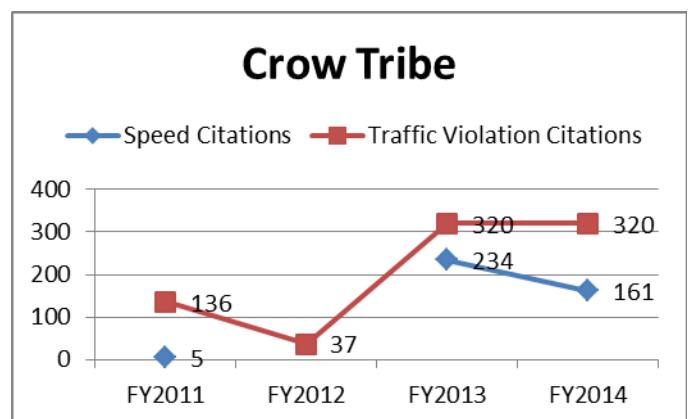
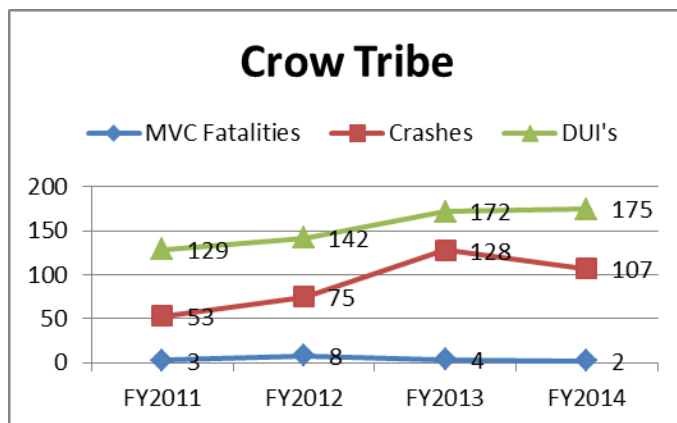
### PERFORMANCE MEASURES/TARGETS:

- To reduce the number of motor vehicle crash fatalities by 50% from the FY12 number of 8 to 4 by the end of FY14.

**Total number of alcohol related motor vehicle crash fatalities in FY14 (Oct 1, 2013– Sept 30, 2014): 2**

- To reduce motor vehicle crashes by 5% from the FY12 number of 75 to 71 by the end of FY14.

**Total number of motor vehicle crashes in FY14: 107**



### SUMMARY:

The Crow Nation recorded 2 motor vehicle crash fatalities in FY14, a decrease from 4 in FY13. 1 of the fatal motor vehicle crashes involved alcohol and 2 were speed related. 1 of the fatal MVCs involved drivers with a BAC of 0.08+.

Motor vehicle crashes have decreased from 128 in FY13 to 107 in FY14.

Traffic violation citations have remained the same 320 issued in FY13 and FY14. DUI arrest increased from 172 reported in FY 13 to 175 in FY 14. Speed citations have decreased 234 in FY 13 and 161 in FY 14.



**2014 ACTIVITY REPORT:**

2	Motor vehicle crash (MVC) fatalities
1	Alcohol-related MVC fatalities
2	Speed-related MVC fatalities
1	MVC fatalities involving driver with BAC of 0.08+
0	MVC fatalities with driver < age 20
0	Unrestrained occupant MVC fatalities, all seat positions
0	Motorcyclist fatalities
0	Un-helmeted motorcyclist fatalities
0	Pedestrian fatalities
107	Motor vehicle crashes
29	Injury related MVCs
27	Alcohol-related MVCs
18	Speed-related MVCs
320	Traffic citations
173	Traffic citations issued by HSO
175	DUI citations
19	DUI citations issued by HSO
161	Speed citations
132	Speed citations issued by HSO
0	Seat belt citations
0	CPS citations

During FY 14, the Crow Highway Safety Program conducted:

22	Check Points
10	Saturation Patrols
2	Traffic safety presentations (community/ School)

## PT-14 -09 – Isleta Pueblo (New Mexico)

<b>Grant Award:</b>	\$370,000.00	<b>Amount Expended:</b>	\$315,677.24
<b>Project funded for:</b>	Three (3) full-time Highway Safety Officers One (1) Data Clerk	<b>Law Enforcement:</b>	BIA and Tribal
<b>Safety Belt Law:</b>	Primary (Law passed September 1987)	<b>Tribal BAC Law:</b>	0.08
<b>Traffic Statistics Software:</b>	RMS Tyler Technologies	<b>Land Base:</b>	211,095 acres
<b>Reservation Population:</b>	3,400	<b>Road Miles:</b>	292
<b>Years Funded by IHSP:</b> FY2005/FY2006/FY2007/FY2008/FY2009/FY2010/FY2011/FY2012/FY2013/ FY2014			

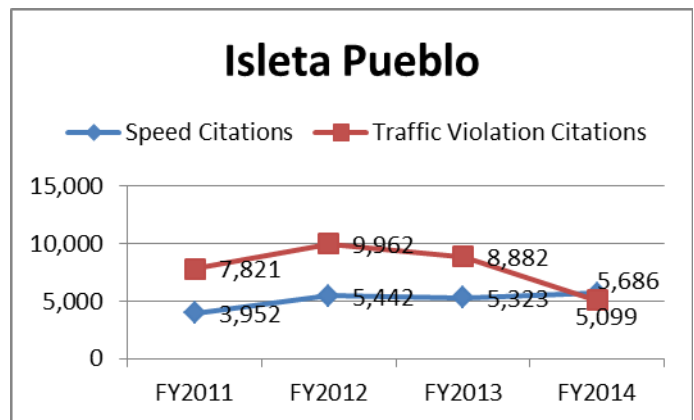
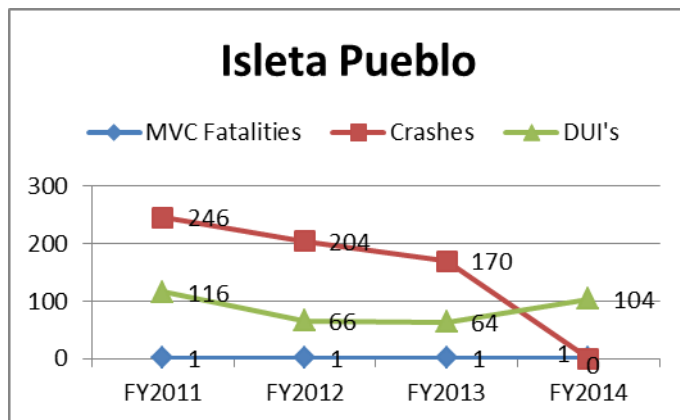
### PERFORMANCE MEASURES/TARGETS:

- To maintain, or reduce, the number of motor vehicle related fatalities by 50% from the FY2012 number of 2 to 1 by the end of FY14.

**Total number of motor vehicle crash fatalities in FY14 (Oct 1, 2013 – Sept 30, 2014): 1**

- To reduce the number of motor vehicle crashes by 10% from the 2012 number of 206 to 185 by the end of FY14.

**Total number of motor vehicle crashes in FY14: 0**



### SUMMARY:

The Isleta Pueblo Highway Safety Program met both performance measures/ targets for FY14.

Motor vehicle crashes have steadily decreased from 170 in FY13 to 0 in FY14.

8,882 traffic citations were issued in FY 13, 5,099 were issued in FY 14. Speed citations increased from FY 13 numbers of 5,323 to 5,686 in FY 14.

All 3 of the HSOs are certified Child Passenger Safety Technicians.

**2014 ACTIVITY REPORT:**

1	Motor vehicle crash (MVC) fatalities
0	Alcohol-related MVC fatalities
0	Speed-related MVC fatalities
0	MVC fatalities involving driver with BAC of 0.08+
0	MVC fatalities with driver < age 20
0	Unrestrained occupant MVC fatalities, all seat positions
0	Motorcyclist fatalities
0	Un-helmeted motorcyclist fatalities
0	Pedestrian fatalities
0	Motor vehicle crashes
0	Injury related MVCs
0	Alcohol-related MVCs
0	Speed-related MVCs
5,099	Traffic citations
3,674	Traffic citations issued by HSO
104	DUI citations
26	DUI citations issued by HSO
5,686	Speed citations
4,169	Speed citations issued by HSO
650	Seat belt citations
28	CPS citations

During FY 14, the Isleta Highway Safety Program conducted:

2	Check Points
116	Saturation Patrols
5	Traffic safety presentations (community/ School)

## PT-14-10 – Laguna Pueblo (New Mexico)

<b>Grant Award:</b>	\$260,000.00	<b>Amount Expended:</b>	\$102,729.05
<b>Project funded for:</b>	Two (2) full-time Highway Safety Officers	<b>Law Enforcement:</b>	Tribal
<b>Safety Belt Law:</b>	Primary (Law passed January 2006)	<b>Tribal BAC Law:</b>	0.08
<b>Traffic Statistics Software:</b>	Sleuth	<b>Land Base:</b>	211,095 acres
<b>Reservation Population:</b>	3,400	<b>Road Miles:</b>	331
<b>Years Funded by IHSP:</b>	FY2007/FY2008/FY2009/FY2010/FY2011/FY2012/FY2013/FY2014		

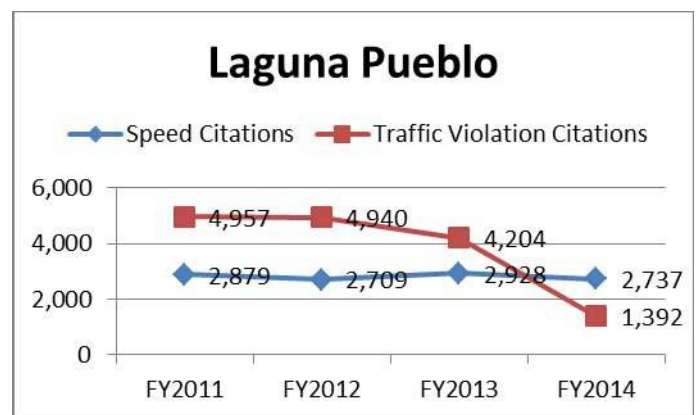
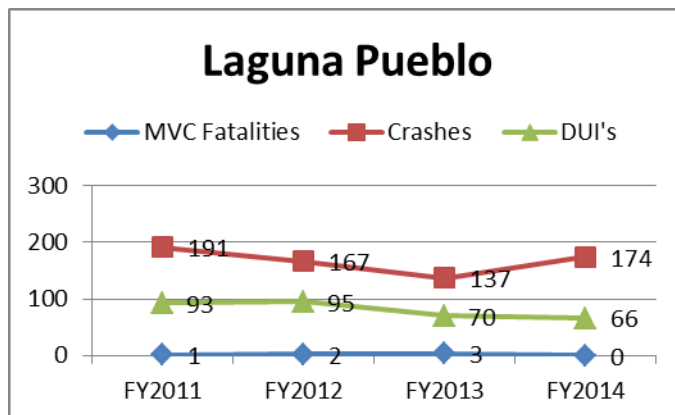
### PERFORMANCE MEASURES/TARGETS:

1. To maintain, or reduce, the number of motor vehicle related fatalities by 50% from the FY2012 number of 2 to 1 by the end of FY14.

**Total number of motor vehicle crash fatalities in FY14 (Oct 1, 2014– Sept 30, 2014): 0**

2. To reduce the number of motor vehicle crashes by 10% from the 2012 number of 166 to 149 by the end of FY14.

**Total number of motor vehicle crashes in FY14: 174**



### SUMMARY:

Laguna reported 3 motor vehicle fatal crashes in FY 13 and reported 0 in FY 14. Laguna Pueblo Highway Safety Program met their performance measure related to total motor vehicle related fatalities.

Motor vehicle crashes increased from 137 in FY13, to 174 in FY14. Of the 174 motor vehicle crashes reported in FY 14, 22 were injury related, 9 were alcohol related, and 30 were speed related.

DUI's decreased from 70 in FY13 to 66 in FY14. 2,928 speeding citations were reported in FY 13 and decreased to 2,737 in FY 14

**2014 ACTIVITY REPORT:**

0	Motor vehicle crash (MVC) fatalities
0	Alcohol-related MVC fatalities
0	Speed-related MVC fatalities
0	MVC fatalities involving driver with BAC of 0.08+
0	MVC fatalities with driver < age 20
0	Unrestrained occupant MVC fatalities, all seat positions
0	Motorcyclist fatalities
0	Un-helmeted motorcyclist fatalities
0	Pedestrian fatalities
174	Motor vehicle crashes
22	Injury related MVCs
9	Alcohol-related MVCs
30	Speed-related MVCs
1,392	Traffic citations
317	Traffic citations issued by HSO
66	DUI citations
15	DUI citations issued by HSO
2,737	Speed citations
597	Speed citations issued by HSO
56	Seat belt citations
35	CPS citations

During FY 14, the Laguna Highway Safety Program conducted:

4	Check Points
46	Saturation Patrols
4	Traffic safety presentations (community/ School)

## PT-14-11 – Oglala Sioux Tribe (South Dakota)

<b>Grant Award:</b>	\$370,000.00	<b>Amount Expended:</b>	\$280,312.39
<b>Project funded for:</b>	Three (3) full-time Highway Safety Officers	<b>Law Enforcement:</b>	Tribal
<b>Safety Belt Law:</b>	Primary (Law passed April 1997)	<b>Tribal BAC Law:</b>	0.10
<b>Traffic Statistics Software:</b>	None	<b>Land Base:</b>	2,788,731 acres
<b>Reservation Population:</b>	18,830	<b>Road Miles:</b>	1,782.5
<b>Years Funded by IHSP:</b>	FY2002/FY2003/FY2004/FY2005/FY2006/FY2007/FY2008/FY2009/FY2010/FY2011/ FY2012/FY2013/FY2014		

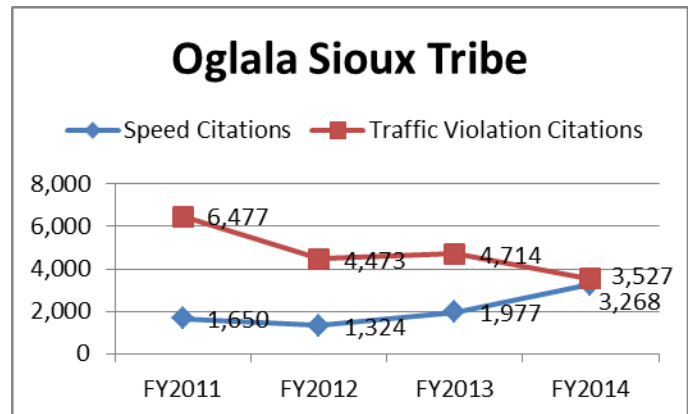
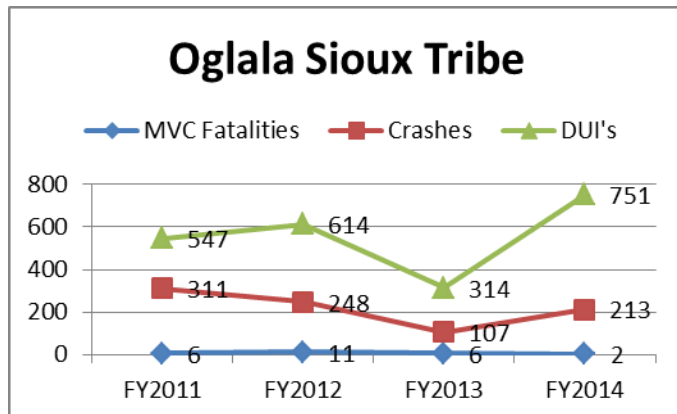
### PERFORMANCE MEASURES/TARGETS:

- To decrease motor vehicle related crash fatalities by 50% from the FY12 number of 11 to 5 by the end of FY14.

**Total number of motor vehicle crash fatalities in FY14 (Oct 1, 2013 – Sept 30, 2014): 2**

- To reduce motor vehicle crashes by 10% from the FY12 number of 248 to 223 by the end of FY14.

**Total number of motor vehicle crashes in FY14: 213**



### SUMMARY:

The Oglala Sioux Tribe reported 2 motor vehicle crash fatalities in FY14. Of the 2 fatalities 1 was alcohol related and 1 was speed, and 1 driver under the age of 20. The 2 fatalities involved unrestrained occupants in all seat positions.

Total motor vehicle crashes have increased from 107 in FY13 to 213 in FY14. However 2011 and 2012 was significantly higher than 2013. Of the 213 crashes reported in FY 14, 53 were injury related, 41 were alcohol related, and 8 were speed related.

Traffic citations have decreased from FY 13 numbers of 4,714 to 3,527 in FY 14. Speed citations increased from the FY 13 numbers of 1,997 to 3,268 in FY 14.

**2014 ACTIVITY REPORT:**

2	Motor vehicle crash (MVC) fatalities
1	Alcohol-related MVC fatalities
0	Speed-related MVC fatalities
1	MVC fatalities involving driver with BAC of 0.08+
0	MVC fatalities with driver < age 20
2	Unrestrained occupant MVC fatalities, all seat positions
0	Motorcyclist fatalities
0	Un-helmeted motorcyclist fatalities
0	Pedestrian fatalities
213	Motor vehicle crashes
53	Injury related MVCs
41	Alcohol-related MVCs
8	Speed-related MVCs
3,527	Traffic citations
1,897	Traffic citations issued by HSO
751	DUI citations
243	DUI citations issued by HSO
3,268	Speed citations
1,834	Speed citations issued by HSO
676	Seat belt citations
63	CPS citations

During FY 14, the Oglala Sioux Highway Safety Program conducted:

7	Check Points
76	Saturation Patrols
3	Traffic safety presentations (community/ School)

## PT-14-12 – Northern Cheyenne Tribe (Montana)

<b>Grant Award:</b>	\$125,000.00	<b>Amount Expended:</b>	\$71,165.95
<b>Project funded for:</b>	One (1) full-time Highway Safety Officer	<b>Law Enforcement:</b>	BIA and Tribal
<b>Safety Belt Law:</b>	Primary (Law passed May 1997)	<b>Tribal BAC Law:</b>	0.08
<b>Traffic Statistics Software:</b>	None (Manually Collection)	<b>Land Base:</b>	445,000 acres
<b>Reservation Population:</b>	4,950	<b>Road Miles:</b>	880
<b>Years Funded by IHSP:</b>	FY2005/FY2006/FY2007/FY2008/FY2009/FY2010/FY2011/FY2012/FY2013/FY2014		

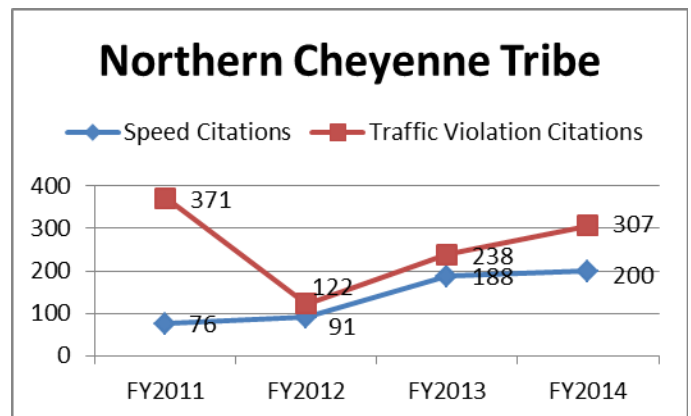
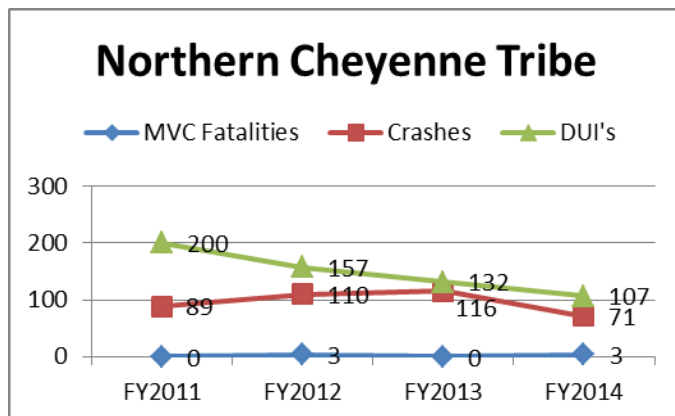
### PERFORMANCE MEASURES/TARGETS:

1. To reduce the number of motor vehicle crash fatalities at the FY12 number of 3 to 1 by the end of FY14.

**Total number of motor vehicle crash fatalities in FY14 (Oct 1, 2013– Sept 30, 2014): 3**

2. To reduce motor vehicle crashes by 5% from the FY12 number of 110 to 105 by the end of FY14.

**Total number of motor vehicle crashes in FY14: 71**



### SUMMARY:

The Northern Cheyenne Tribe motor vehicle crash fatalities increased from 0 in FY13 to 3 in FY14. 3 of the fatalities were alcohol related and 2 were speed related and 2 of the fatalities had a 0.08+BAC with drivers under the age of 20.

Total motor vehicle crashes have declined from 116 in FY 13 to 71 in FY 14. Traffic violation citations increased from 238 in FY13 to 307 in FY 14.



**2014 ACTIVITY REPORT:**

3	Motor vehicle crash (MVC) fatalities
3	Alcohol-related MVC fatalities
2	Speed-related MVC fatalities
2	MVC fatalities involving driver with BAC of 0.08+
2	MVC fatalities with driver < age 20
2	Unrestrained occupant MVC fatalities, all seat positions
0	Motorcyclist fatalities
0	Un-helmeted motorcyclist fatalities
2	Pedestrian fatalities
71	Motor vehicle crashes
11	Injury related MVCs
14	Alcohol-related MVCs
8	Speed-related MVCs
307	Traffic citations
223	Traffic citations issued by HSO
107	DUI citations
30	DUI citations issued by HSO
200	Speed citations
193	Speed citations issued by HSO
77	Seat belt citations
	CPS citations

During FY 14, the Northern Cheyenne Highway Safety Program conducted:

2	Check Points
	Saturation Patrols
0	Traffic safety presentations (community/ School)

## PT-13-19 – Shoshone-Bannock (Idaho)

<b>Grant Award:</b>	\$160,000.00	<b>Amount Expended:</b>	\$80,734.69
<b>Project funded for:</b>	One (1) full-time Highway Safety Officer	<b>Law Enforcement:</b>	Tribal
<b>Safety Belt Law:</b>	No Law	<b>Tribal BAC Law:</b>	0.10
<b>Traffic Statistics Software:</b>	Spillman	<b>Land Base:</b>	544,000 acres
<b>Reservation Population:</b>	8,700	<b>Road Miles:</b>	534
<b>Years Funded by IHSP:</b>	FY2005/FY2006/FY2007/FY2008/FY2009/FY2010/FY2011/FY2012/FY2013/FY2014		

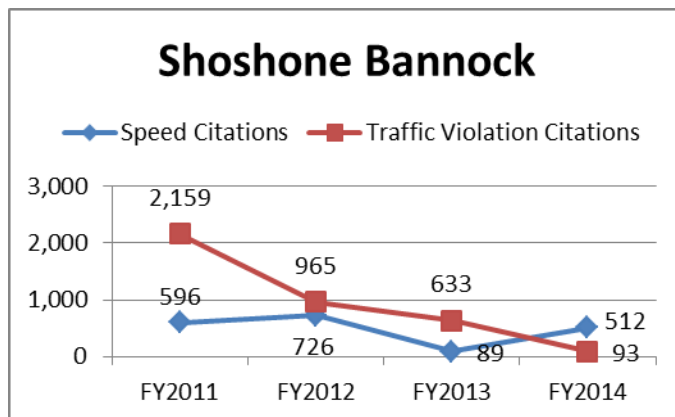
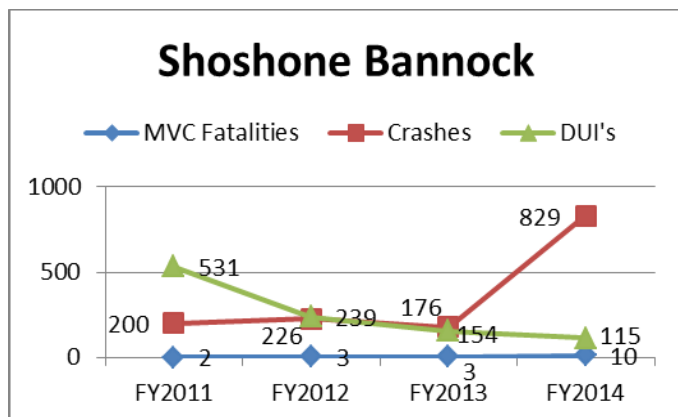
### PERFORMANCE MEASURES/TARGETS:

1. To maintain the number of motor vehicle crash fatalities at the FY12 number of 1, or less by the end of FY14.

**Total number of motor vehicle crash fatalities in FY14 (Oct 1, 2013 – Sept 30, 2014): 10**

2. To reduce the number of motor vehicle crashes by 10% from the FY12 number of 248 to 224 by the end of FY14.

**Total number of motor vehicle crashes in FY14: 829**



### SUMMARY:

Shoshone Bannock reported 10 motor vehicle fatalities in FY14; this is an increase from the FY 13 number of 3. Of the 10 fatalities reported in FY14, 4 were unrestrained occupants, 3 were alcohol related, and 1 speed related.

Motor vehicle crashes have increased from 176 in FY 13 to 829 reported in FY14. Speed citations have increased dramatically from FY 13 numbers of 89 to 512 in FY 14. The Shoshone Bannock Tribe has been monitoring traffic aggressively by issuing a large amount of speeding citations in FY 14. This has also resulted in a decrease in speed related motor vehicle crashes from 17 in FY 13 to 1 in FY 14. They attributed the increase to the amount of daily traffic traveled on all roads passing through the Fort Hall Indian Reservation.

**2014 ACTIVITY REPORT:**

10	Motor vehicle crash (MVC) fatalities
3	Alcohol-related MVC fatalities
1	Speed-related MVC fatalities
1	MVC fatalities involving driver with BAC of 0.08+
1	MVC fatalities with driver < age 20
4	Unrestrained occupant MVC fatalities, all seat positions
1	Motorcyclist fatalities
1	Un-helmeted motorcyclist fatalities
0	Pedestrian fatalities
829	Motor vehicle crashes
58	Injury related MVCs
15	Alcohol-related MVCs
1	Speed-related MVCs
93	Traffic citations
15	Traffic citations issued by HSO
115	DUI citations
29	DUI citations issued by HSO
512	Speed citations
189	Speed citations issued by HSO
0	Seat belt citations
0	CPS citations

During FY 14, the Shoshone Bannock Highway Safety Program conducted:

0	Check Points
16	Saturation Patrols
3	Traffic safety presentations (community/ School)

## PT-14-14 – Walker River Tribe (Nevada)

<b>Grant Award:</b>	\$145,000.00	<b>Amount Expended:</b>	\$94431.33
<b>Project funded for:</b>	One (1) full-time Highway Safety Officer	<b>Law Enforcement:</b>	Tribal
<b>Safety Belt Law:</b>	Secondary (law passed in June 2006)	<b>Tribal BAC Law:</b>	0.08
<b>Traffic Statistics Software:</b>	None (manual collection)	<b>Land Base:</b>	24,000 acres
<b>Reservation Population:</b>	746	<b>Road Miles:</b>	198
<b>Years Funded by IHSP:</b>	FY2009/FY2010/FY2011/FY2012/FY2013/FY2014		

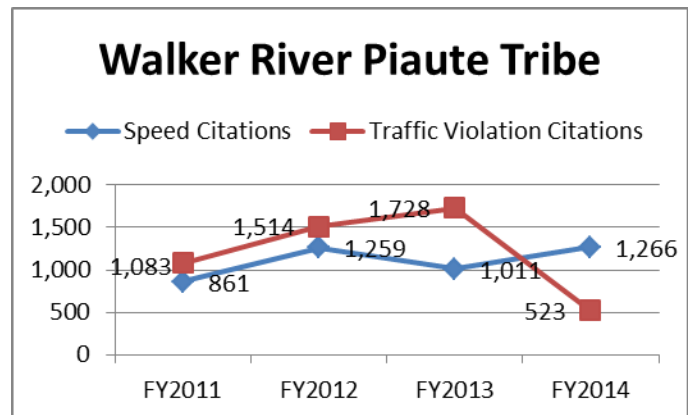
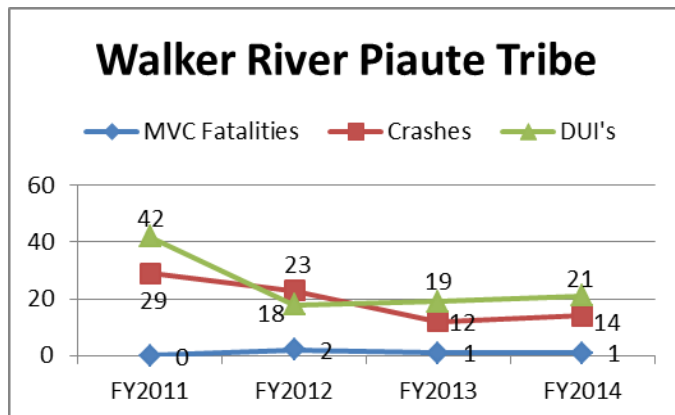
### PERFORMANCE MEASURES/TARGETS:

- To maintain the number of motor vehicle related fatalities on the Walker River Reservation at the FY12 number of 1, or less by the end of FY14.

**Total number of motor vehicle crash fatalities in FY14 (Oct 1, 2013 – Sept 30, 2014): 1**

- To reduce the number of motor vehicle crashes by 1% from the FY12 number of 12 to 11 by the end of FY14.

**Total number of motor vehicle crashes in FY14: 14**



### SUMMARY:

The Walker River Highway Safety Program has been working aggressively on monitoring speeding violations. They issued 1,011 speeding citations in FY 13 and 1,266 in FY 14. Motor vehicle fatalities reported in FY 13 and 14 has remained at 1, and the FY 14 fatality was speed related with an unrestrained occupant. Motor vehicle crashes have decreased from 12 in FY 13 to 4 in FY 14.

The Walker River Tribe has a very small police department with a total of five officers. The police department has had many staffing changes this year but the Highway Safety Officer has remained and continues to enforce traffic laws.

**2014 ACTIVITY REPORT:**

1	Motor vehicle crash (MVC) fatalities
0	Alcohol-related MVC fatalities
1	Speed-related MVC fatalities
0	MVC fatalities involving driver with BAC of 0.08+
0	MVC fatalities with driver < age 20
1	Unrestrained occupant MVC fatalities, all seat positions
0	Motorcyclist fatalities
0	Un-helmeted motorcyclist fatalities
0	Pedestrian fatalities
14	Motor vehicle crashes
4	Injury related MVCs
1	Alcohol-related MVCs
3	Speed-related MVCs
523	Traffic citations
180	Traffic citations issued by HSO
21	DUI citations
16	DUI citations issued by HSO
1,266	Speed citations
717	Speed citations issued by HSO
14	Seat belt citations
3	CPS citations

During FY 14, the Walker River Highway Safety Program conducted:

0	Check Points
12	Saturation Patrols
0	Traffic safety presentations (community/ School)

## PT-14-15– Acoma Pueblo (New Mexico)

<b>Grant Award:</b>	\$225,000.00	<b>Amount Expended:</b>	\$158,811.50
<b>Project funded for:</b>	Two (2) full-time Highway Safety Officers	<b>Law Enforcement:</b>	Tribal
<b>Safety Belt Law:</b>	Secondary (law passed in 2003)	<b>Tribal BAC Law:</b>	0.10
<b>Traffic Statistics Software:</b>	Sleuth	<b>Land Base:</b>	449,317 acres
<b>Reservation Population:</b>	3,011	<b>Road Miles:</b>	351
<b>Years Funded by IHSP:</b>	FY2009/FY2010/FY2011/FY2012/FY2013/FY2014		

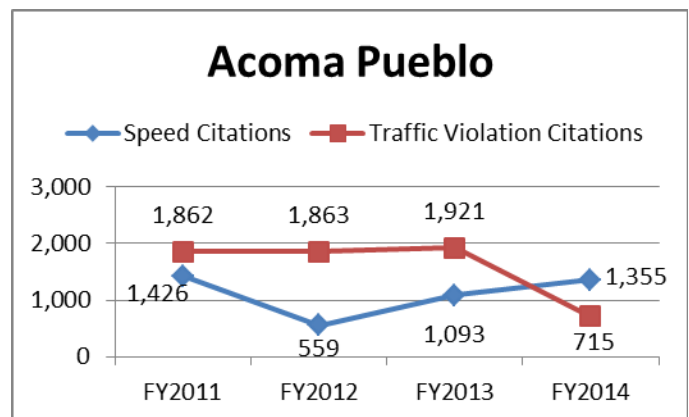
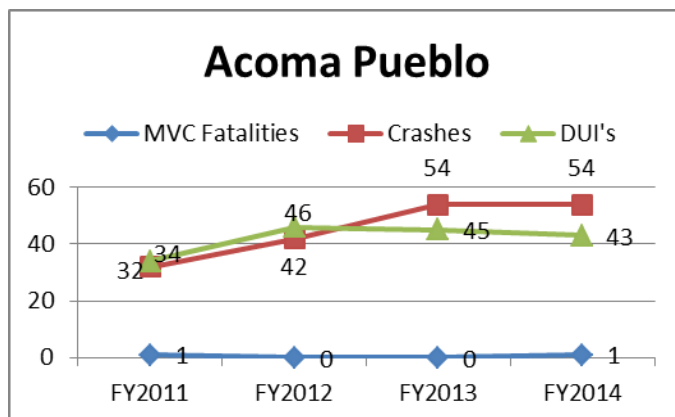
### PERFORMANCE MEASURES/TARGETS:

- To maintain the number of motor vehicle crash fatalities at the 2012 number of 0 by the end of FY14.

**Total number of motor vehicle crash fatalities in FY14 (Oct 1, 2013 – Sept 30, 2014): 1**

- To reduce the number of motor vehicle crashes by 10% from the 2012 number of 41 to 37 by the end of FY14.

**Total number of motor vehicle crashes in FY14: 54**



### SUMMARY:

In FY 13 Acoma reported 0 motor vehicle crash fatalities, in FY14 they report 1 that was alcohol and speed related, and with a driver with a 0.08+ BAC.

Pueblo of Acoma reported 54 motor vehicle crashes in FY 13 and FY 14. Several of these crashes occurred on Interstate 40 which runs through the Pueblo of Acoma.

1,093 speed citations were issued in FY 13, in FY 14 1,355 were issued. Traffic citations decreased from 1,921 in FY13 to 715 in FY 14.

The two Highway Safety Officer are certified Child Passenger Safety Technicians and provided 4 CPS presentations to schools and community members.

**2014 ACTIVITY REPORT:**

1	Motor vehicle crash (MVC) fatalities
1	Alcohol-related MVC fatalities
1	Speed-related MVC fatalities
1	MVC fatalities involving driver with BAC of 0.08+
0	MVC fatalities with driver < age 20
1	Unrestrained occupant MVC fatalities, all seat positions
0	Motorcyclist fatalities
0	Un-helmeted motorcyclist fatalities
0	Pedestrian fatalities
54	Motor vehicle crashes
6	Injury related MVCs
6	Alcohol-related MVCs
9	Speed-related MVCs
715	Traffic citations
373	Traffic citations issued by HSO
43	DUI citations
23	DUI citations issued by HSO
1,355	Speed citations
544	Speed citations issued by HSO
44	Seat belt citations
0	CPS citations

During FY 14, the Acoma Highway Safety Program conducted:

3	Check Points
21	Saturation Patrols
4	Traffic safety presentations (community/ School)

## PT-14-16 – Upper Sioux Tribe (Minnesota)

<b>Grant Award:</b>	\$130,000.00	<b>Amount Expended:</b>	\$93,280.79
<b>Project funded for:</b>	One (1) full-time Highway Safety Officer	<b>Law Enforcement:</b>	Tribal
<b>Safety Belt Law:</b>	Primary (Law passed in 2007)	<b>Tribal BAC Law:</b>	0.08
<b>Traffic Statistics Software:</b>	Law Enforcement Technology Group (LETG)	<b>Land Base:</b>	1,385 acres
<b>Reservation Population:</b>	480	<b>Road Miles:</b>	204
<b>Years Funded by IHSP:</b>	FY2008/FY2009/FY2010/FY2011/FY2012/FY2013/FY2014		

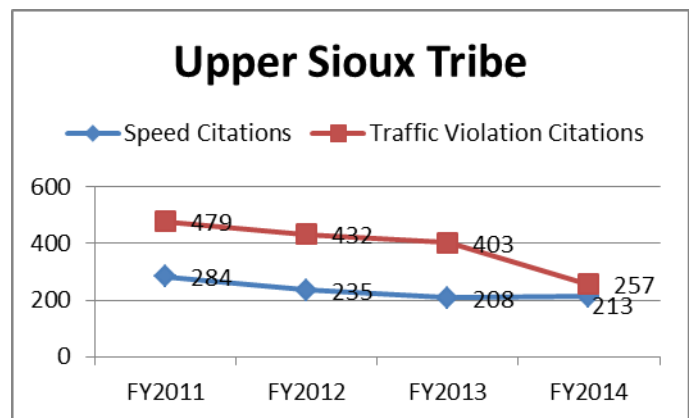
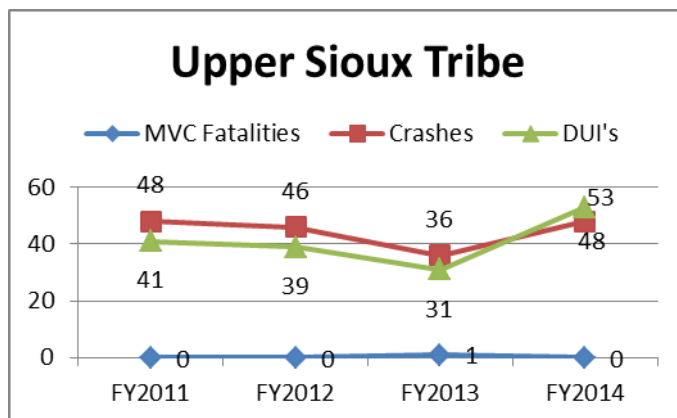
### PERFORMANCE MEASURES/TARGETS:

- To maintain the number of motor vehicle crash fatalities at the FY12 number of 0 by the end of FY14.

**Total number of motor vehicle crash fatalities in FY14 (Oct 1, 2013 – Sept 30, 2014): 0**

- To reduce the number of motor vehicle crashes by 20% from the FY12 number of 46 to 37 by the end of FY14.

**Total number of motor vehicle crashes in FY14: 48**



### SUMMARY:

The Upper Sioux Highway Safety Program reported 1 motor vehicle crash fatality in FY 13 and 0 in FY 14.

Motor vehicle crashes have increased from 36 in FY13 to 48 in FY 14. Overall traffic citations have decreased from 403 in FY 13 to 257 in FY 14. DUI arrests have increased from 31 in FY 13 to 53 in FY 14.



**2014 ACTIVITY REPORT:**

0	Motor vehicle crash (MVC) fatalities
0	Alcohol-related MVC fatalities
0	Speed-related MVC fatalities
0	MVC fatalities involving driver with BAC of 0.08+
0	MVC fatalities with driver < age 20
0	Unrestrained occupant MVC fatalities, all seat positions
0	Motorcyclist fatalities
0	Un-helmeted motorcyclist fatalities
0	Pedestrian fatalities
48	Motor vehicle crashes
14	Injury related MVCs
15	Alcohol-related MVCs
9	Speed-related MVCs
257	Traffic citations
117	Traffic citations issued by HSO
53	DUI citations
29	DUI citations issued by HSO
213	Speed citations
107	Speed citations issued by HSO
23	Seat belt citations
19	CPS citations

During FY 14, the Upper Sioux Highway Safety Program conducted:

0	Check Points
232	Saturation Patrols
1	Traffic safety presentations (community/ School)

The State of Minnesota law does not allow for checkpoints to be conducted.

## PT-14-17 – Pyramid Lake Tribe (Nevada)

<b>Grant Award:</b>	\$140,000.00	<b>Amount Expended:</b>	\$53,905.69
<b>Project funded for:</b>	One (1) full-time Highway Safety Officer	<b>Law Enforcement:</b>	Tribal
<b>Safety Belt Law:</b>	No Law	<b>Tribal BAC Law:</b>	0.10
<b>Traffic Statistics Software:</b>	Brazzos System and MS Word	<b>Land Base:</b>	475,000 acres
<b>Reservation Population:</b>	1,660	<b>Road Miles:</b>	225
<b>Years Funded by IHSP:</b>	FY2005/FY2006/FY2007/FY2008/FY2009/FY2010/FY2011/FY2012/FY2013/ FY2014		

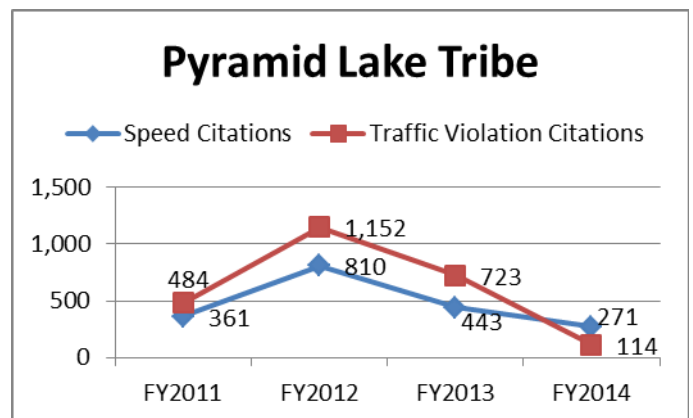
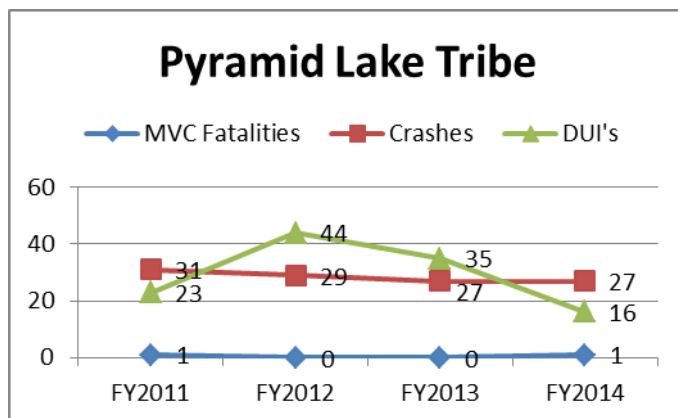
### PERFORMANCE MEASURES/TARGETS:

- To reduce motor vehicle related fatalities by 50% from the FY13 number of 2 to 1 by the end of FY14.

**Total number of motor vehicle crash fatalities in FY14 (Oct 1, 2013 – Sept 30, 2014): 1**

- To reduce the number of motor vehicle crashes by 15% from the FY12 number of 29 to 25 by the end of FY14.

**Total number of motor vehicle crashes in FY14: 27**



### SUMMARY:

The Pyramid Lake Highway Safety Program motor vehicle crash fatalities increased from 0 in FY 13 to 1 in FY 14.

27 motor vehicle crashes were reported in FY 13 and FY 14. 9, of the 27 motor vehicle crashes, were injury related and 6 were alcohol and speed related.

Speed citations issued decreased from 443 in in FY13 to 271 in FY 14. There have been a few staffing changes within this project. A new Highway Safety Officer was hired and a new Chief of Police.

**2014 ACTIVITY REPORT:**

1	Motor vehicle crash (MVC) fatalities
0	Alcohol-related MVC fatalities
0	Speed-related MVC fatalities
0	MVC fatalities involving driver with BAC of 0.08+
0	MVC fatalities with driver < age 20
0	Unrestrained occupant MVC fatalities, all seat positions
0	Motorcyclist fatalities
0	Un-helmeted motorcyclist fatalities
1	Pedestrian fatalities
27	Motor vehicle crashes
9	Injury related MVCs
6	Alcohol-related MVCs
6	Speed-related MVCs
114	Traffic citations
23	Traffic citations issued by HSO
16	DUI citations
6	DUI citations issued by HSO
271	Speed citations
104	Speed citations issued by HSO
6	Seat belt citations
	CPS citations

During FY 14, the Pyramid Lake Highway Safety Program conducted:

0	Check Points
12	Saturation Patrols
1	Traffic safety presentations (community/ School)

## PT-14-18 – Red Lake Tribe (Minnesota)

<b>Grant Award:</b>	\$240,000.00	<b>Amount Expended:</b>	\$210,501.75
<b>Project funded for:</b>	Two (2) full-time Highway Safety Officers	<b>Law Enforcement:</b>	Tribal
<b>Safety Belt Law:</b>	Secondary (law passed in 2010)	<b>Tribal BAC Law:</b>	0.08
<b>Traffic Statistics Software:</b>	Law Enforcement Technologies Group (LETG)	<b>Land Base:</b>	806,698 acres
<b>Reservation Population:</b>	5,162	<b>Road Miles:</b>	575
<b>Years Funded by IHSP:</b>	FY2008/FY2009/FY2010/FY2011/FY2012/FY2013/FY2014		

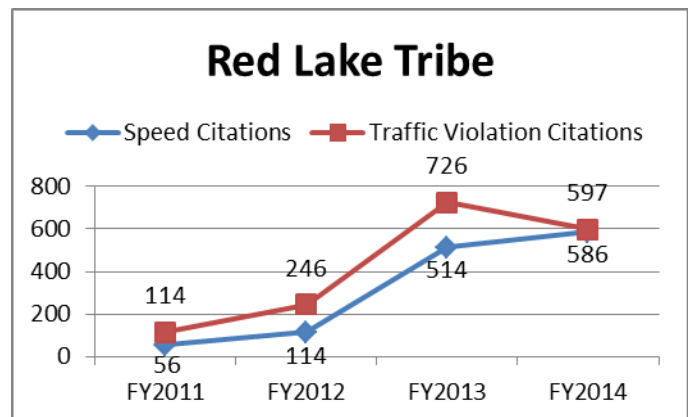
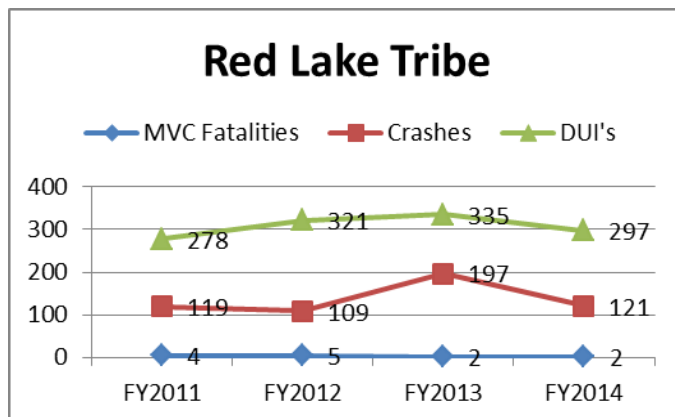
### PERFORMANCE MEASURES/TARGETS:

1. To reduce the number of motor vehicle crash fatalities by 60% from the 2012 number of 5 to 2 by the end of FY14.

**Total number of motor vehicle crash fatalities in FY14 (Oct 1, 2013 – Sept 30, 2014): 2**

2. To reduce the number of motor vehicle crashes by 10% from the 2012 number of 109 to 98 by the end of FY14.

**Total number of motor vehicle crashes in FY14: 121**



### SUMMARY:

The Red Lake Highway Safety Program reported 2 vehicle crash fatalities in FY 13 and FY14. The 2 motor vehicle crash fatalities reported in FY14 involved excessive speed and drivers under the age of 20. One of the fatalities involved alcohol with a BAC of 0.08+.

121 motor vehicle crashes were reported during the project year. 15 were injury crashes and 27 involved alcohol. The majority of the crashes were minor parking accidents.

Traffic citations decreased from 726 in FY13 to 597 in FY 14.

**2014 ACTIVITY REPORT:**

2	Motor vehicle crash (MVC) fatalities
1	Alcohol-related MVC fatalities
2	Speed-related MVC fatalities
1	MVC fatalities involving driver with BAC of 0.08+
2	MVC fatalities with driver < age 20
1	Unrestrained occupant MVC fatalities, all seat positions
0	Motorcyclist fatalities
0	Un-helmeted motorcyclist fatalities
1	Pedestrian fatalities
121	Motor vehicle crashes
15	Injury related MVCs
27	Alcohol-related MVCs
44	Speed-related MVCs
597	Traffic citations
484	Traffic citations issued by HSO
297	DUI citations
139	DUI citations issued by HSO
586	Speed citations
501	Speed citations issued by HSO
163	Seat belt citations
90	CPS citations

During FY 14, the Red Lake Highway Safety Program conducted:

25	Check Points
29	Saturation Patrols
4	Traffic safety presentations (community/ School)

## PT-14-19– Jicarilla Apache (New Mexico)

<b>Grant Award:</b>	\$200,000.00	<b>Amount Expended:</b>	\$110,618.95
<b>Project funded for:</b>	One (1) full-time Highway Safety Officer	<b>Law Enforcement:</b>	Tribal
<b>Safety Belt Law:</b>	Primary	<b>Tribal BAC Law:</b>	0.10
<b>Traffic Statistics Software:</b>	CODY System	<b>Land Base:</b>	330 square miles
<b>Reservation Population:</b>	3,700	<b>Road Miles:</b>	350
<b>Years Funded by IHSP:</b>	FY2011/ FY2013/FY2014		

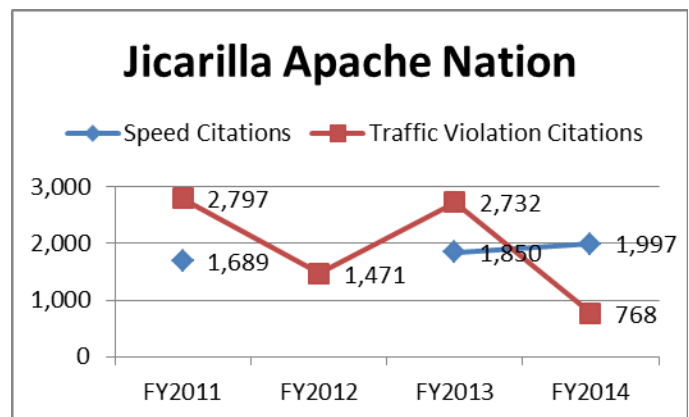
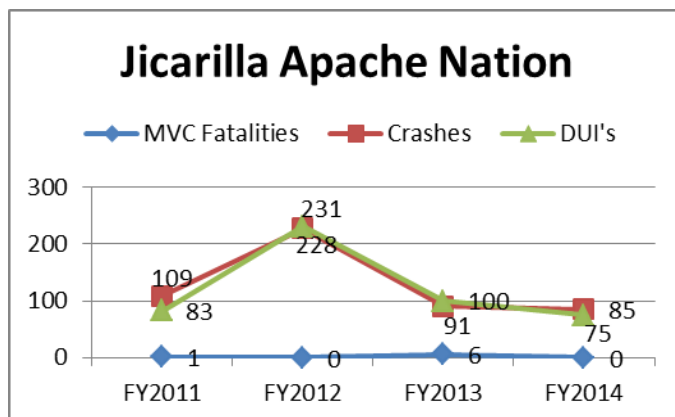
### PERFORMANCE MEASURES/TARGETS:

- To maintain the number of motor vehicle crash fatalities at the 2012 number of 0 by the end of FY14.

**Total number of motor vehicle crash fatalities in FY14 (Oct 1, 2013 – Sept 30, 2014): 0**

- To reduce the number of motor vehicle crashes by 10% from the 2012 number of 228 to 205 by the end of FY14.

**Total number of motor vehicle crashes in FY14: 85**



### SUMMARY:

The Jicarilla Apache Highway Safety Program reported 6 motor vehicle crash fatalities in FY13 this drastically decreased with numbers of 0 in FY 14. In FY 13 they reported 91 motor vehicle crashes and 85 in FY 14. These numbers indicate a decrease in motor vehicle fatalities and crashes in the two years.

1,997 total speed citations were issued in FY14 and 1,256 of those citations were issued by the HSO.

**2014 ACTIVITY REPORT:**

0	Motor vehicle crash (MVC) fatalities
0	Alcohol-related MVC fatalities
0	Speed-related MVC fatalities
0	MVC fatalities involving driver with BAC of 0.08+
0	MVC fatalities with driver < age 20
0	Unrestrained occupant MVC fatalities, all seat positions
0	Motorcyclist fatalities
0	Un-helmeted motorcyclist fatalities
0	Pedestrian fatalities
85	Motor vehicle crashes
7	Injury related MVCs
14	Alcohol-related MVCs
18	Speed-related MVCs
768	Traffic citations
442	Traffic citations issued by HSO
75	DUI citations
23	DUI citations issued by HSO
1,997	Speed citations
1,256	Speed citations issued by HSO
157	Seat belt citations
0	CPS citations

During FY 14, the Jicarilla Highway Safety Program conducted:

2	Check Points
13	Saturation Patrols
2	Traffic safety presentations (community/ School)

## PT-14-20 – Leech Lake Tribe (Minnesota)

<b>Grant Award:</b>	\$170,000.00	<b>Amount Expended:</b>	\$112,607.16
<b>Project funded for:</b>	One (1) full-time Highway Safety Officer	<b>Law Enforcement:</b>	Tribal
<b>Safety Belt Law:</b>	Primary (Law passed November 2000)	<b>Tribal BAC Law:</b>	0.08
<b>Traffic Statistics Software:</b>	Law Enforcement Technologies Group (LETG)	<b>Land Base:</b>	677,099 acres
<b>Reservation Population:</b>	10,205	<b>Road Miles:</b>	860
<b>Years Funded by IHSP:</b>	FY 2008/FY2009/FY 2011/FY2012/ FY2013/FY2014		

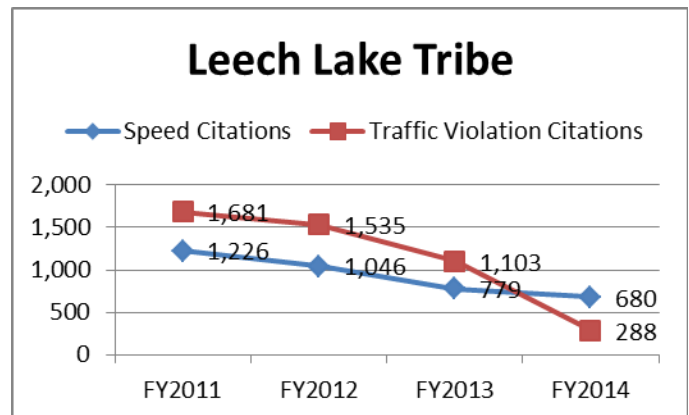
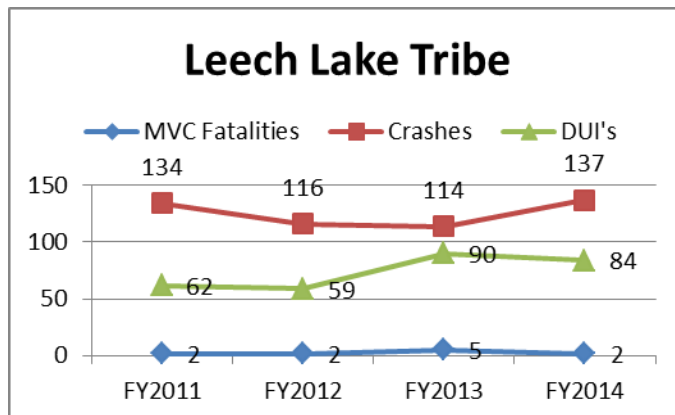
### PERFORMANCE MEASURES/TARGETS:

1. To maintain the number of motor vehicle crash fatalities by 50% from the FY2012 number of 2 to 1 by the end of FY14.

**Total number of motor vehicle crash fatalities in FY14 (Oct 1, 2013 – Sept 30, 2014): 2**

2. To reduce the number of motor vehicle crashes by 10% from the FY2012 number of 162 to 146 by the end of FY14.

**Total number of motor vehicle crashes in FY14: 137**



### SUMMARY:

Motor vehicle fatalities have decreased from 5 in FY 13 to 2 in FY 14. The two fatalities in FY14; one was speed related and one was alcohol related with a driver with a BAC 0.08+. The 2 motor vehicle fatalities also included 2 unrestrained occupants. 1 of the fatalities was alcohol related and 1 was speed related.

Motor vehicle crashes have increased from 114 in FY 13 to 137 in FY 14. DUI arrests have decreased from 90 in FY 13 to 84 in FY 14.

Speed citations have also decreased from 779 in FY 13 to 680 in FY 14.



**2014 ACTIVITY REPORT:**

2	Motor vehicle crash (MVC) fatalities
1	Alcohol-related MVC fatalities
1	Speed-related MVC fatalities
1	MVC fatalities involving driver with BAC of 0.08+
0	MVC fatalities with driver < age 20
2	Unrestrained occupant MVC fatalities, all seat positions
0	Motorcyclist fatalities
0	Un-helmeted motorcyclist fatalities
0	Pedestrian fatalities
137	Motor vehicle crashes
47	Injury related MVCs
22	Alcohol-related MVCs
70	Speed-related MVCs
288	Traffic citations
56	Traffic citations issued by HSO
84	DUI citations
10	DUI citations issued by HSO
680	Speed citations
335	Speed citations issued by HSO
101	Seat belt citations
40	CPS citations

During FY 14, the Leech Lake Highway Safety Program conducted:

0	Check Points
31	Saturation Patrols
3	Traffic safety presentations (community/ School)

## PT-14-21 – Turtle Mountain (North Dakota)

<b>Grant Award:</b>	\$120,000.00	<b>Amount Expended:</b>	\$65,109.74
<b>Project funded for:</b>	One (1) full-time Highway Safety Officer	<b>Law Enforcement:</b>	Tribal
<b>Safety Belt Law:</b>	Primary	<b>Tribal BAC Law:</b>	0.10
<b>Traffic Statistics Software:</b>	None (Manually Collected)	<b>Land Base:</b>	72,255 acres
<b>Reservation Population:</b>	13,674	<b>Road Miles:</b>	160
<b>Years Funded by IHSP:</b>	FY2013/FY2014		

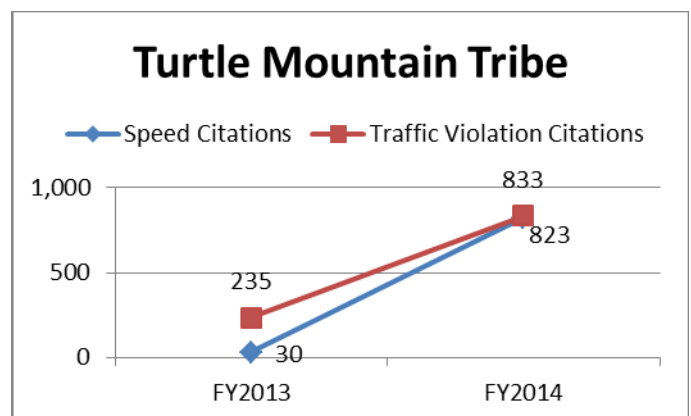
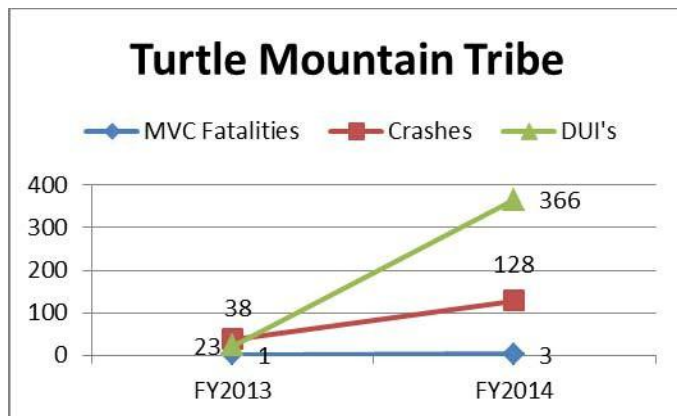
### PERFORMANCE MEASURES/TARGETS:

- To maintain the number of motor vehicle crash fatalities by 66% from the FY2011 number of 3 to 1 by the end of FY14.

**Total number of motor vehicle crash fatalities in FY14 (Oct 1, 2013 – Sept 30, 2014): 3**

- To reduce the number of motor vehicle crashes by 15% from the FY2011 number of 297 to 267 by the end of FY14.

**Total number of motor vehicle crashes in FY14: 128**



### SUMMARY:

Turtle Mountain motor vehicle crash fatalities increased from 1 in FY 13 and 3 in FY 14. 1 of the 3 fatalities reported in FY14 was alcohol related.

Motor vehicle crashes drastically increased from 38 in FY 13 to 128 in FY 14. 3 of the 128 crashes, reported in FY 14, were injury related and 8 were alcohol related. The HSO issued 833 traffic citations, 823 speed citations, and had 366 DUI arrests.

**2014 ACTIVITY REPORT:**

3	Motor vehicle crash (MVC) fatalities
1	Alcohol-related MVC fatalities
0	Speed-related MVC fatalities
0	MVC fatalities involving driver with BAC of 0.08+
0	MVC fatalities with driver < age 20
0	Unrestrained occupant MVC fatalities, all seat positions
0	Motorcyclist fatalities
0	Un-helmeted motorcyclist fatalities
0	Pedestrian fatalities
128	Motor vehicle crashes
3	Injury related MVCs
8	Alcohol-related MVCs
0	Speed-related MVCs
	Traffic citations
833	Traffic citations issued by HSO
	DUI citations
366	DUI citations issued by HSO
	Speed citations
823	Speed citations issued by HSO
469	Seat belt citations
28	CPS citations

During FY 14, the Turtle Mountain Highway Safety Program conducted:

0	Check Points
22	Saturation Patrols
2	Traffic safety presentations (community/ School)

**INDIAN HIGHWAY SAFETY  
OVERTIME PROJECTS**

## PT-14-22-01 - Salt River Pima-Maricopa (Arizona)

<b>Grant Award:</b>	\$145,000.00	<b>Amount Expended:</b>	\$137,738.01
<b>Project funded for:</b>	Overtime	<b>Law Enforcement:</b>	Tribal
<b>Safety Belt Law:</b>	Primary (law passed January 2014)	<b>Tribal BAC Law:</b>	0.08
<b>Traffic Statistics Software:</b>	Roadman Lasley	<b>Land Base:</b>	53,000 acres
<b>Reservation Population:</b>	8,784	<b>Road Miles:</b>	150
<b>Years Funded by IHSP:</b>	FY14 was the fifth year of funding		

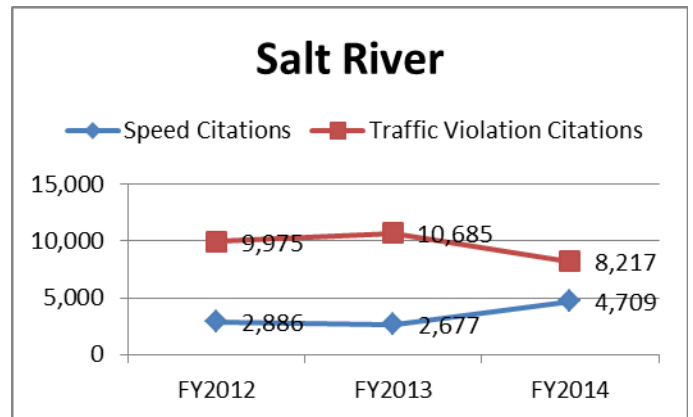
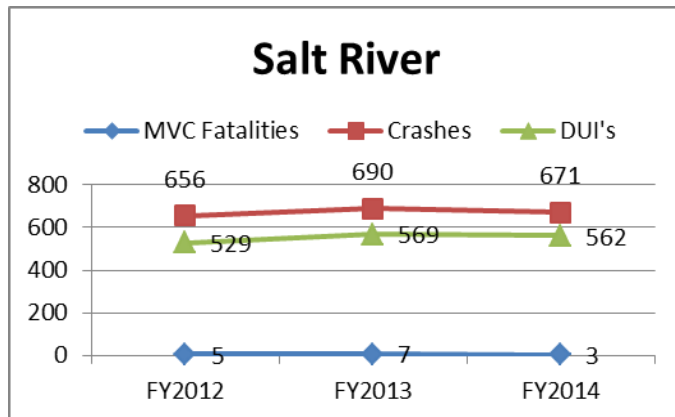
### PERFORMANCE MEASURES/TARGETS:

1. To reduce the number of motor vehicle fatalities by 60% from the FY13 number of 5 to 2 by the end of FY14.

**Total number of motor vehicle crash fatalities in FY14 (Oct 1, 2013 – Sept 30, 2014): 3**

2. To reduce the number of motor vehicle crashes by 15% from 769 to 558 by the end of FY14.

**Total number of motor vehicle crashes in FY14: 671**



### SUMMARY:

Salt River motor vehicle crash fatalities decreased from 7 in FY 13 and 3 in FY 14. 1 of the 3 fatalities reported in FY14 was alcohol related, 1 was speed related, and 1 involved a driver with a BAC of 0.08+.

Motor vehicle crashes decreased from 690 in FY 13 to 671 in FY 14. 124 of the 671 crashes, reported in FY 14, were injury related and 18 were alcohol related.

**2014 ACTIVITY REPORT:**

3	Motor vehicle crash (MVC) fatalities
1	Alcohol-related MVC fatalities
1	Speed-related MVC fatalities
1	MVC fatalities involving driver with BAC of 0.08+
0	MVC fatalities with driver < age 20
0	Unrestrained occupant MVC fatalities, all seat positions
1	Motorcyclist fatalities
1	Un-helmeted motorcyclist fatalities
1	Pedestrian fatalities
671	Motor vehicle crashes
124	Injury related MVCs
18	Alcohol-related MVCs
N/A	Speed-related MVCs
8,217	Traffic citations
562	DUI citations
4,709	Speed citations
270	Seat belt citations
17	CPS citations

During FY 14, the Salt River Highway Safety Program conducted:

0	Check Points
127	Saturation Patrols
7	Traffic safety presentations (community/ School)

## PT-14-22-02 - Fort McDowell Yavapai (Arizona)

<b>Grant Award:</b>	\$130,000.00	<b>Amount Expended:</b>	\$95,522.58
<b>Project funded for:</b>	Overtime	<b>Law Enforcement:</b>	Tribal
<b>Safety Belt Law:</b>	Primary (Law passed January 2008)	<b>Tribal BAC Law:</b>	0.08
<b>Traffic Statistics Software:</b>	Sleuth CAD/RMS	<b>Land Base:</b>	24,680 acres
<b>Reservation Population:</b>	2,886	<b>Road Miles:</b>	319
<b>Years Funded by IHSP:</b>	FY14 was the eighth year of funding		

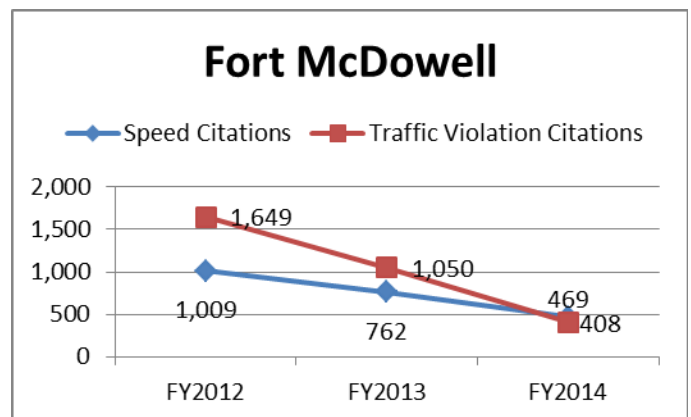
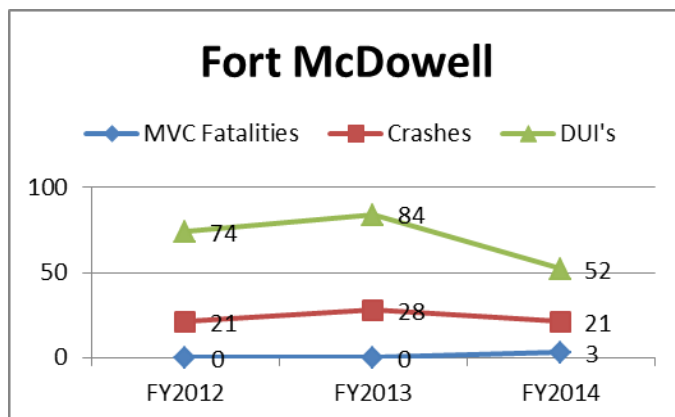
### PERFORMANCE MEASURES/TARGETS:

- To reduce the number of motor vehicle fatalities by 60% from the FY13 number of 7 to 3 by the end of FY14.

**Total number of motor vehicle crash fatalities in FY14 (Oct 1, 2013 – Sept 30, 2014): 3**

- To reduce the number of motor vehicle crashes by 10% from the FY13 number of 690 to 621 by the end of FY14.

**Total number of motor vehicle crashes in FY14: 21**



### SUMMARY:

Fort McDowell motor vehicle crash fatalities increased from 0 in FY 13 and 3 in FY 14. 3 of the fatalities reported in FY14 were unrestrained occupants.

Motor vehicle crashes decreased from 28 in FY 13 to 21 in FY 14. 3 of the 21 crashes, reported in FY 14, were injury related.

Fort McDowell issued 762 speed citations in FY13 and 469 in FY14. Traffic citations have decreased from 1,050 in FY13 to 408 in FY14

**2014 ACTIVITY REPORT:**

3	Motor vehicle crash (MVC) fatalities
0	Alcohol-related MVC fatalities
0	Speed-related MVC fatalities
0	MVC fatalities involving driver with BAC of 0.08+
0	MVC fatalities with driver < age 20
3	Unrestrained occupant MVC fatalities, all seat positions
0	Motorcyclist fatalities
0	Un-helmeted motorcyclist fatalities
0	Pedestrian fatalities
21	Motor vehicle crashes
3	Injury related MVCs
0	Alcohol-related MVCs
0	Speed-related MVCs
408	Traffic citations
52	DUI citations
469	Speed citations
49	Seat belt citations
0	CPS citations

During FY 14, the Ft. McDowell Highway Safety Program conducted:

4	Check Points
79	Saturation Patrols
1	Traffic safety presentations (community/ School)



## PT-14-22-03 - San Carlos (Arizona)

**Grant Award:** \$70,000.00

**Project funded for:** Overtime

**Safety Belt Law:** Primary

**Traffic Statistics Software:** SPILLMAN

**Reservation Population:** 9,200

**Years Funded by IHSP:** FY14 was the third year of funding

**Amount Expended:** \$13,315.60

**Law Enforcement:** Tribal

**Tribal BAC Law:** 0.08

**Land Base:** 1,834,000 acres

**Road Miles:** 1,034

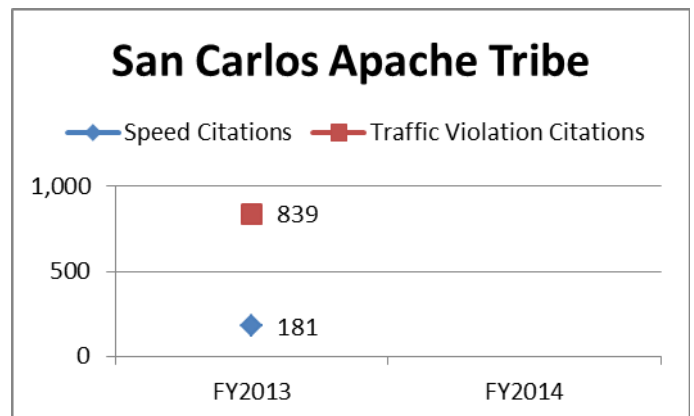
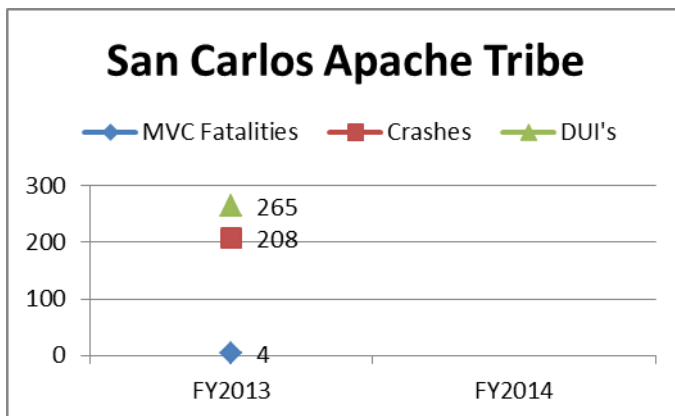
### PERFORMANCE MEASURES/TARGETS:

- To maintain the FY12 number of motor vehicle fatalities at 1 by the end of FY14.

**Total number of motor vehicle crash fatalities in FY14 (Oct 1, 2013 – Sept 30, 2014):**

- To reduce the number of motor vehicle crashes by 15% from 162 to 138 by the end of FY14.

**Total number of motor vehicle crashes in FY14:**



### SUMMARY:

Tribe did not submit an Annual Report for FY2014

**2014 ACTIVITY REPORT:**

	Motor vehicle crash (MVC) fatalities
	Alcohol-related MVC fatalities
	Speed-related MVC fatalities
	MVC fatalities involving driver with BAC of 0.08+
	MVC fatalities with driver < age 20
	Unrestrained occupant MVC fatalities, all seat positions
	Motorcyclist fatalities
	Un-helmeted motorcyclist fatalities
	Pedestrian fatalities
	Motor vehicle crashes
	Injury related MVCs
	Alcohol-related MVCs
	Speed-related MVCs
	Traffic citations
	DUI citations
	Speed citations
	Seat belt citations
	CPS citations

During FY 14, the San Carlos Highway Safety Program conducted:

	Check Points
	Saturation Patrols
	Traffic safety presentations (community/ School)

## PT-14-22-04 – Santa Ana Pueblo (New Mexico)

<b>Grant Award:</b>	\$70,000.00	<b>Amount Expended:</b>	\$18,692.31
<b>Project funded for:</b>	Overtime	<b>Law Enforcement:</b>	Tribal
<b>Safety Belt Law:</b>	Primary (Law passed January 2000)	<b>Tribal BAC Law:</b>	0.08
<b>Traffic Statistics Software:</b>	EFORCE	<b>Land Base:</b>	79,000 acres
<b>Reservation Population:</b>	800	<b>Road Miles:</b>	99
<b>Years Funded by IHSP:</b>	FY14 was the first year of funding		

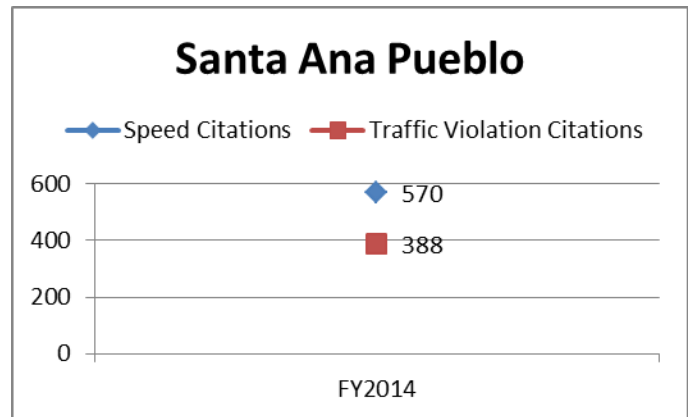
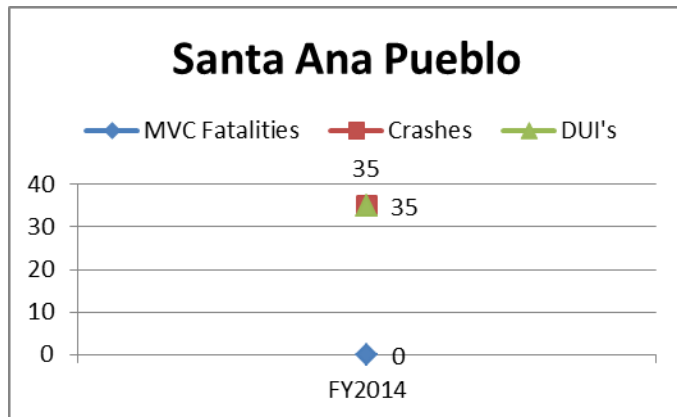
### PERFORMANCE MEASURES/TARGETS:

1. To maintain the 2012 number of motor vehicle fatalities at 0 by the end of FY14.

**Total number of motor vehicle crash fatalities in FY14 (Oct 1, 2013 – Sept 30, 2014): 0**

2. To reduce the number of motor vehicle crashes by 15% from the 2012 number of 66 to 56 by the end of FY14.

**Total number of motor vehicle crashes: 35**



### SUMMARY:

Santa Ana reported 0 motor vehicle crash fatalities increased during their first year of funding in FY 14.

They reported 35 motor vehicle crashes, 5 were injury related, 3 were alcohol related, and 2 were speed related.

570 speed citations, 388 traffic citations, 20 seat belt citations, and CPS citations were issued. They also reported 35 DUI arrests.

**2014 ACTIVITY REPORT:**

0	Motor vehicle crash (MVC) fatalities
0	Alcohol-related MVC fatalities
0	Speed-related MVC fatalities
0	MVC fatalities involving driver with BAC of 0.08+
0	MVC fatalities with driver < age 20
0	Unrestrained occupant MVC fatalities, all seat positions
0	Motorcyclist fatalities
0	Un-helmeted motorcyclist fatalities
0	Pedestrian fatalities
35	Motor vehicle crashes
5	Injury related MVCs
3	Alcohol-related MVCs
2	Speed-related MVCs
388	Traffic citations
35	DUI citations
570	Speed citations
20	Seat belt citations
8	CPS citations

During FY 14, the Santa Ana Highway Safety Program conducted:

2	Check Points
33	Saturation Patrols
1	Traffic safety presentations (community/ School)

## PT-14-22-05 – Sisseton-Wahpeton Sioux Tribe (South Dakota)

<b>Grant Award:</b>	\$65,000.00	<b>Amount Expended:</b>	\$38,737.35
<b>Project funded for:</b>	Overtime	<b>Law Enforcement:</b>	Tribal
<b>Safety Belt Law:</b>	Primary (Law passed in 1999)	<b>Tribal BAC Law:</b>	0.08
<b>Traffic Statistics Software:</b>	None (Manual Collection)	<b>Land Base:</b>	918,779 acres
<b>Reservation Population:</b>	10,753	<b>Road Miles:</b>	2,023
<b>Years Funded by IHSP:</b>	FY14 was the ninth year of funding		

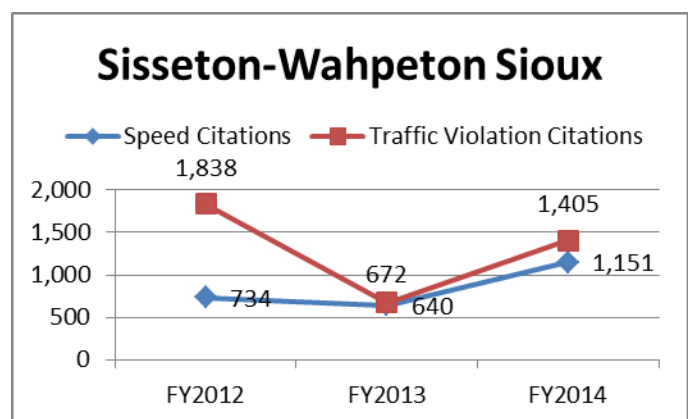
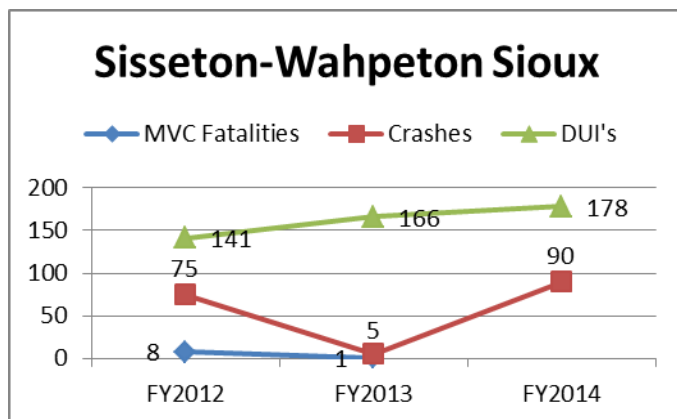
### PERFORMANCE MEASURES/TARGETS:

- To reduce the number of motor vehicle fatalities by 75% from the FY12 number of 8 to 2 by the end of FY14.

**Total number of motor vehicle crash fatalities in FY14 (Oct 1, 2013 – Sept 30, 2014):**

- To reduce the number of motor vehicle crashes by 15% from 75 to 64 by the end of FY14.

**Total number of motor vehicle crashes: 35**



### SUMMARY:

Sisseton-Wahpeton reported 90 motor vehicle crashes, 4 were injury related, and 3 were alcohol related.

DUI arrests have been increasing since FY12 from 141 to 178 in FY14.

Traffic citations increased from 672 in FY13 to 1,405 in FY14. Speed citations increased from 640 in FY13 to 1,151 in FY14. Traffic and speed citations issued in FY14 have significantly increased from the FY13 numbers.

**2014 ACTIVITY REPORT:**

	Motor vehicle crash (MVC) fatalities
	Alcohol-related MVC fatalities
	Speed-related MVC fatalities
	MVC fatalities involving driver with BAC of 0.08+
	MVC fatalities with driver < age 20
	Unrestrained occupant MVC fatalities, all seat positions
	Motorcyclist fatalities
	Un-helmeted motorcyclist fatalities
	Pedestrian fatalities
90	Motor vehicle crashes
4	Injury related MVCs
3	Alcohol-related MVCs
	Speed-related MVCs
1,405	Traffic citations
178	DUI citations
1,151	Speed citations
185	Seat belt citations
	CPS citations

During FY 14, the Sisseton-Wahpeton Highway Safety Program conducted:

22	Check Points
	Saturation Patrols
	Traffic safety presentations (community/ School)

## PT-14-22-06 – Eastern Shoshone - Wind River (Wyoming)

<b>Grant Award:</b>	\$65,000.00	<b>Amount Expended:</b>	\$2,331.72
<b>Project funded for:</b>	Overtime	<b>Law Enforcement:</b>	BIA and Tribal
<b>Safety Belt Law:</b>	Primary (Law passed 2009)	<b>Tribal BAC Law:</b>	0.05
<b>Traffic Statistics Software:</b>	MS Access	<b>Land Base:</b>	2.2 million acres
<b>Reservation Population:</b>	6,730	<b>Road Miles:</b>	1,621
<b>Years Funded by IHSP:</b>	FY14 was the fourth year of funding		

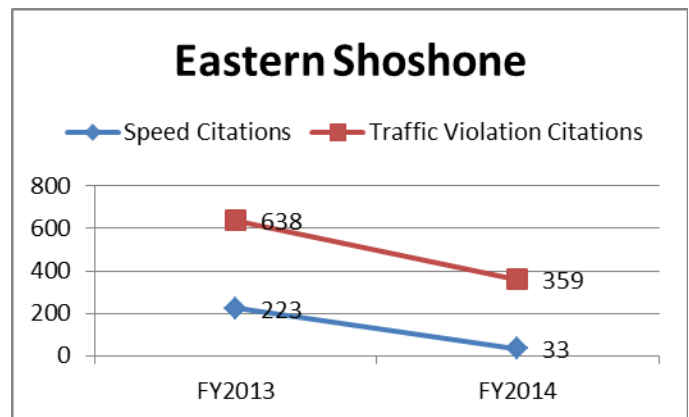
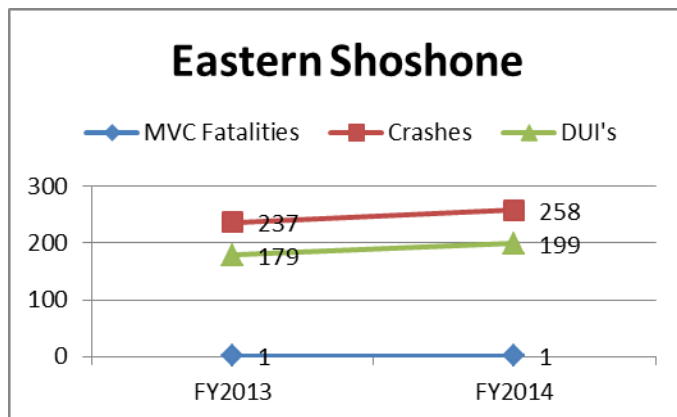
### PERFORMANCE MEASURES/TARGETS:

- To reduce the number of motor vehicle fatalities by 66% from the FY12 number of 3 to 1 by the end of FY14.

**Total number of motor vehicle crash fatalities in FY14 (Oct 1, 2013 – Sept 30, 2014): 1**

- To reduce the number of motor vehicle crashes by 15% from 171 to 145 by the end of FY14.

**Total number of motor vehicle crashes: 258**



### SUMMARY:

Eastern Shoshone has maintained motor vehicle fatalities at 1 for FY13 and FY14. The 1 fatality reported in FY14 was alcohol and speed related with a driver 20 years of age or younger with a BAC of 0.08. The fatality also involved 2 unrestrained occupants.

Motor vehicle crashes have increased from 237 in FY13 to 258 in FY14. DUI arrests have also increased from 179 in FY13 to 199 in FY14.

Speed citations have decreased from 223 in FY13 to 33 in FY14. Traffic citations have also decreased from 638 in FY13 to 359 in FY14. Eastern Shoshone has also issued 18 seat belt citations and 7 CPS citations.

**2014 ACTIVITY REPORT:**

1	Motor vehicle crash (MVC) fatalities
1	Alcohol-related MVC fatalities
1	Speed-related MVC fatalities
1	MVC fatalities involving driver with BAC of 0.08+
0	MVC fatalities with driver < age 20
2	Unrestrained occupant MVC fatalities, all seat positions
0	Motorcyclist fatalities
0	Un-helmeted motorcyclist fatalities
0	Pedestrian fatalities
258	Motor vehicle crashes
57	Injury related MVCs
78	Alcohol-related MVCs
33	Speed-related MVCs
359	Traffic citations
199	DUI citations
118	Speed citations
18	Seat belt citations
7	CPS citations

During FY 14, the Eastern Shoshone Highway Safety Program conducted:

14	Check Points
23	Saturation Patrols
	Traffic safety presentations (community/ School)



## PT-14-22-07 – White Earth Tribe (Minnesota)

**Grant Award:** \$65,000.00

**Project funded for:** Overtime

**Safety Belt Law:** Primary (Law passed July 2010)

**Traffic Statistics Software:** Tac10 (RMS System)

**Reservation Population:** 9,562

**Years Funded by IHSP:** FY14 was the seventh year of funding

**Amount Expended:** \$11,881.47

**Law Enforcement:** Tribal

**Tribal BAC Law:** 0.08

**Land Base:** 837,425 acres

**Road Miles:** 967

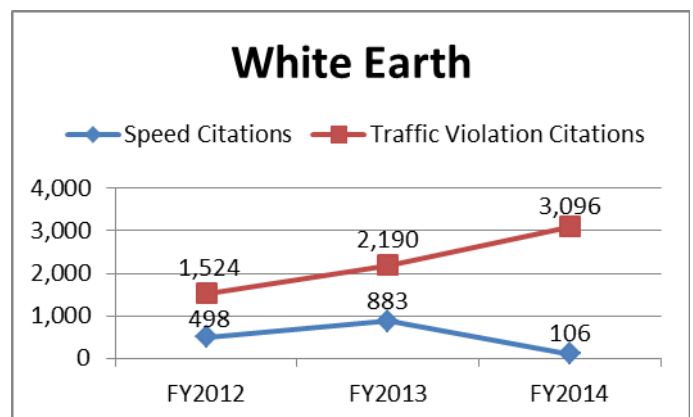
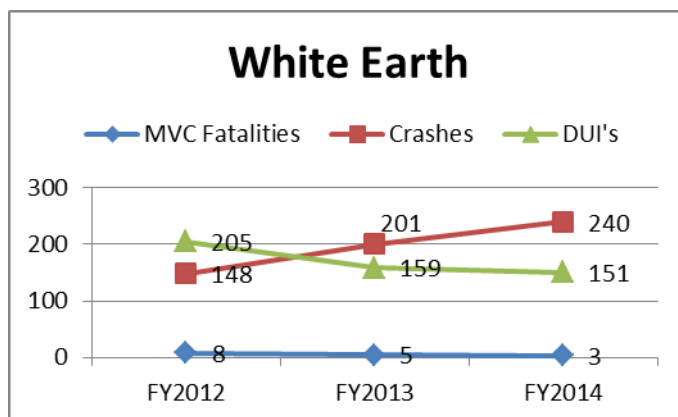
### PERFORMANCE MEASURES/TARGETS:

- To reduce the number of motor vehicle fatalities by 66% from the FY12 number of 11 to 4 by the end of FY14.

**Total number of motor vehicle crash fatalities in FY14 (Oct 1, 2013 – Sept 30, 2014): 3**

- To reduce the number of motor vehicle crashes by 15% from 199 to 169 by the end of FY14.

**Total number of motor vehicle crashes: 240**



### SUMMARY:

In FY13 White Earth Police Department reported 5 fatalities and 3 in FY14. 1 of the 3 fatalities was alcohol related, 1 was speed related, and 1 involved a driver with a BAC of 0.08+. 2 of the fatalities were unrestrained occupants.

Crashes increased from 201 in FY13 to 240 in FY14. 156 of the crashes reported in FY14 were injury related, 55 were alcohol related and 106 were speed related.

DUI arrests have decreased from FY13 numbers of 159 to 151 in FY14. Speed citations have also decreased from 883 in FY13 to 106 in FY14. Traffic citations have increased from 2,190 in FY13 to 3,096 in FY14.

**2014 ACTIVITY REPORT:**

3	Motor vehicle crash (MVC) fatalities
1	Alcohol-related MVC fatalities
1	Speed-related MVC fatalities
1	MVC fatalities involving driver with BAC of 0.08+
0	MVC fatalities with driver < age 20
2	Unrestrained occupant MVC fatalities, all seat positions
0	Motorcyclist fatalities
0	Un-helmeted motorcyclist fatalities
1	Pedestrian fatalities
240	Motor vehicle crashes
156	Injury related MVCs
55	Alcohol-related MVCs
106	Speed-related MVCs
3,096	Traffic citations
151	DUI citations
674	Speed citations
	Seat belt citations
	CPS citations

During FY 14, the White Earth Highway Safety Program conducted:

0	Check Points
8	Saturation Patrols
1	Traffic safety presentations (community/ School)

Minnesota State Law does not allow for checkpoints to be conducted.

## PT-14-22-08 – White Mountain Apache (Arizona)

<b>Grant Award:</b>	\$65,000.00	<b>Amount Expended:</b>	\$16,252.38
<b>Project funded for:</b>	Overtime	<b>Law Enforcement:</b>	Tribal
<b>Safety Belt Law:</b>	Secondary	<b>Tribal BAC Law:</b>	0.08
<b>Traffic Statistics Software:</b>		<b>Land Base:</b>	404 miles
<b>Reservation Population:</b>	18,000	<b>Road Miles:</b>	1,010
<b>Years Funded by IHSP:</b>	FY14 was the first year of funding		

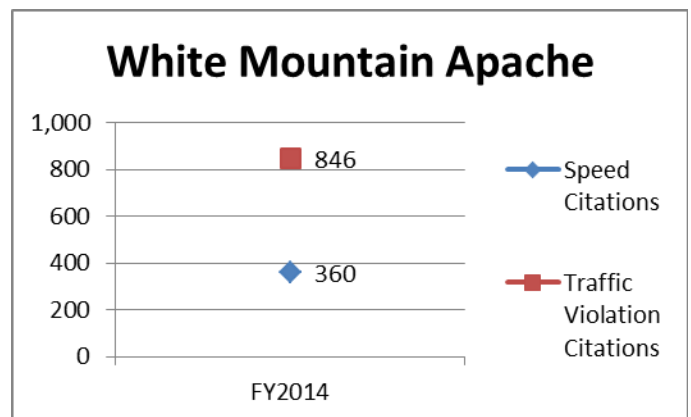
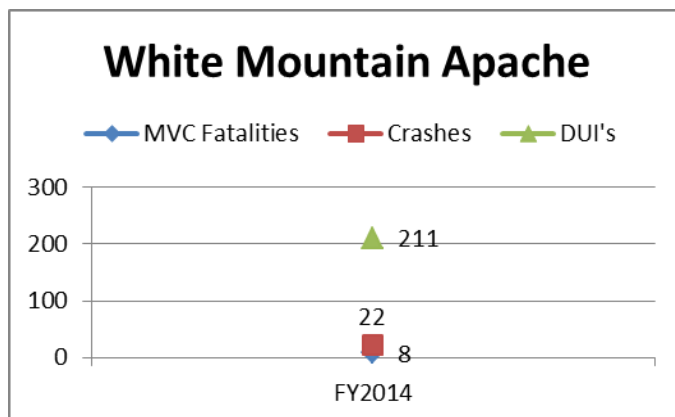
### PERFORMANCE MEASURES/TARGETS:

- To reduce the number of motor vehicle fatalities by 50% from the FY12 number of 6 to 3 by the end of FY14.

**Total number of motor vehicle crash fatalities in FY14 (Oct 1, 2013 – Sept 30, 2014): 8**

- To reduce the number of motor vehicle crashes by 15% from 255 to 217 by the end of FY14

**Total number of motor vehicle crashes: 22**



White Mountain Police Department reported 8 fatalities in FY14. 4 of the 8 fatalities were alcohol related, and 3 were speed related. 6 of the fatalities also included unrestrained occupants.

22 crashes were reported; 76 were injury related, 57 were alcohol related and 31 were speed related.

White Mountain Police Department made 211 DUI arrests, issued 846 traffic citations, 360 speed citations, and 72 seatbelt citations.

**2014 ACTIVITY REPORT:**

8	Motor vehicle crash (MVC) fatalities
4	Alcohol-related MVC fatalities
3	Speed-related MVC fatalities
0	MVC fatalities involving driver with BAC of 0.08+
0	MVC fatalities with driver < age 20
6	Unrestrained occupant MVC fatalities, all seat positions
0	Motorcyclist fatalities
0	Un-helmeted motorcyclist fatalities
1	Pedestrian fatalities
22	Motor vehicle crashes
76	Injury related MVCs
57	Alcohol-related MVCs
31	Speed-related MVCs
846	Traffic citations
322	DUI citations
360	Speed citations
72	Seat belt citations
	CPS citations

During FY 14, the White Mountain Apache Highway Safety Program conducted:

5	Check Points
7	Saturation Patrols
1	Traffic safety presentations (community/ School)

## PT-14-22-09 – Blackfeet (Montana)

<b>Grant Award:</b>	\$65,000.00	<b>Amount Expended:</b>	\$0.00
<b>Project funded for:</b>	Overtime	<b>Law Enforcement:</b>	Tribal
<b>Safety Belt Law:</b>	Primary (Law passed 2010)	<b>Tribal BAC Law:</b>	0.08
<b>Traffic Statistics Software:</b>	Swift Justice	<b>Land Base:</b>	1,462,640 1acres
<b>Reservation Population:</b>	10,405	<b>Road Miles:</b>	1,172
<b>Years Funded by IHSP:</b>	FY14 was the first year of funding		

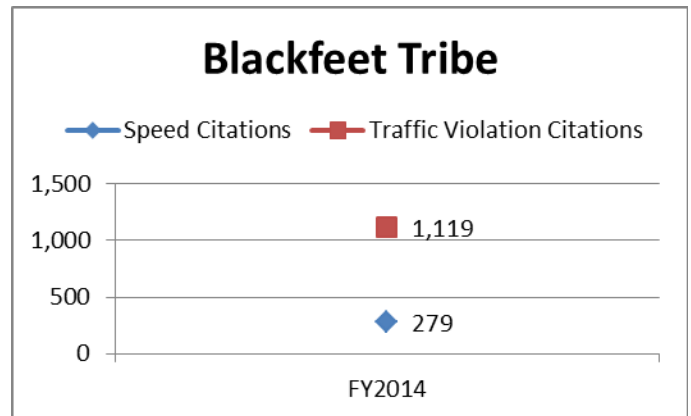
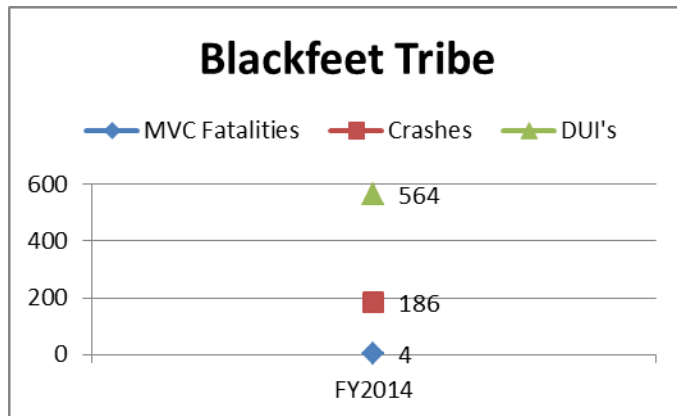
### PERFORMANCE MEASURES/TARGETS:

- To reduce the number of motor vehicle fatalities by 50% from the 2012 number of 5 to 2 by the end of FY14.

**Total number of motor vehicle crash fatalities in FY14 (Oct 1, 2013 – Sept 30, 2014): 4**

- To reduce the number of motor vehicle crashes by 15% from 152 to 129 by the end of FY14.

**Total number of motor vehicle crashes: 186**



### SUMMARY:

Blackfeet Police Department reported 4 fatalities in FY14. 2 of the 4 fatalities were alcohol related, 1 was speed related, 2 involved drivers with a BAC of 0.08+, 2 involved drivers age 20 and under.

186 crashes were reported; 19 were injury and alcohol related and 30 were speed related.

Blackfeet Police Department made 564 DUI arrests, issued 1,119 traffic citations, 279 speed citations, and 198 seatbelt and CPS citations.

**2014 ACTIVITY REPORT:**

4	Motor vehicle crash (MVC) fatalities
2	Alcohol-related MVC fatalities
1	Speed-related MVC fatalities
2	MVC fatalities involving driver with BAC of 0.08+
2	MVC fatalities with driver < age 20
4	Unrestrained occupant MVC fatalities, all seat positions
0	Motorcyclist fatalities
0	Un-helmeted motorcyclist fatalities
1	Pedestrian fatalities
186	Motor vehicle crashes
19	Injury related MVCs
19	Alcohol-related MVCs
30	Speed-related MVCs
1,119	Traffic citations
564	DUI citations
279	Speed citations
198	Seat belt citations
198	CPS citations

During FY 14, the White Mountain Apache Highway Safety Program conducted:

	Check Points
	Saturation Patrols
	Traffic safety presentations (community/ School)

## PT-14-22-10 – Colville (Washington)

<b>Grant Award:</b>	\$60,000.00	<b>Amount Expended:</b>	\$12,189.40
<b>Project funded for:</b>	Overtime	<b>Law Enforcement:</b>	Tribal
<b>Safety Belt Law:</b>	Unknown	<b>Tribal BAC Law:</b>	0.08
<b>Traffic Statistics Software:</b>	Spillman 2009	<b>Land Base:</b>	1.4 million acres
<b>Reservation Population:</b>	7,687	<b>Road Miles:</b>	1,800
<b>Years Funded by IHSP:</b>	FY14 was the first year of funding		

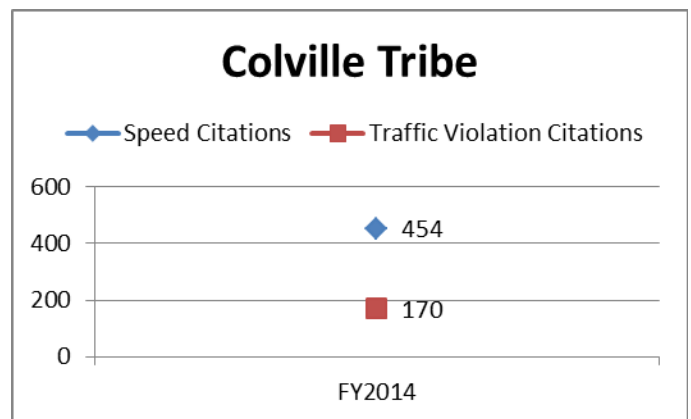
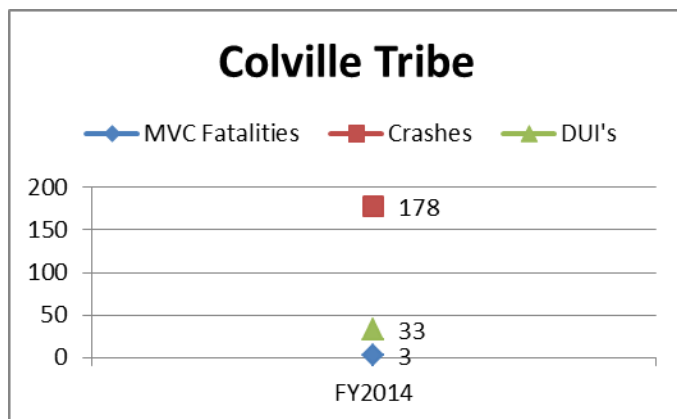
### PERFORMANCE MEASURES/TARGETS:

1. To reduce the number of motor vehicle fatalities by 60% from the FY12 number of 5 to 2 by the end of FY14.

**Total number of motor vehicle crash fatalities in FY14 (Oct 1, 2013 – Sept 30, 2014): 3**

2. To reduce the number of motor vehicle crashes by 15% from 157 to 133 by the end of FY14.

**Total number of motor vehicle crashes: 178**



### SUMMARY:

Colville Police Department reported 3 fatalities in FY14. 3 of the 3 fatalities were alcohol related and involved drivers with a BAC of 0.08+, with 2 unrestrained occupants.

178 crashes were reported; 56 were injury related, 25 were alcohol related, 23 were speed related.

Colville Police Department made 33 DUI arrests, issued 170 traffic citations, 454 speed citations, and 16 seatbelt and CPS citations.

**2014 ACTIVITY REPORT:**

3	Motor vehicle crash (MVC) fatalities
3	Alcohol-related MVC fatalities
0	Speed-related MVC fatalities
3	MVC fatalities involving driver with BAC of 0.08+
0	MVC fatalities with driver < age 20
2	Unrestrained occupant MVC fatalities, all seat positions
0	Motorcyclist fatalities
0	Un-helmeted motorcyclist fatalities
0	Pedestrian fatalities
178	Motor vehicle crashes
56	Injury related MVCs
25	Alcohol-related MVCs
23	Speed-related MVCs
170	Traffic citations
33	DUI citations
454	Speed citations
16	Seat belt citations
1	CPS citations

During FY 14, the Colville Highway Safety Program conducted:

0	Check Points
6	Saturation Patrols
2	Traffic safety presentations (community/ School)



## PT-14-22-12 – Hopland Band of Pomo Indian (California)

Grant Award: \$30,000.00

Project funded for: Overtime

Safety Belt Law:

Traffic Statistics Software:

Reservation Population: 1,193

Years Funded by IHSP: FY14 was the first year of funding

Amount Expended: \$10,123.48

Law Enforcement: Tribal

Tribal BAC Law:

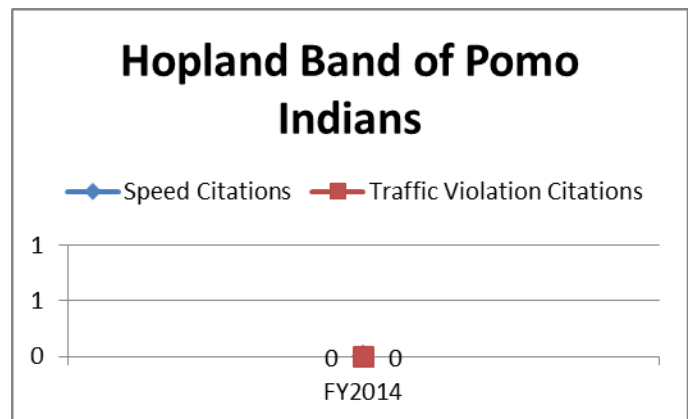
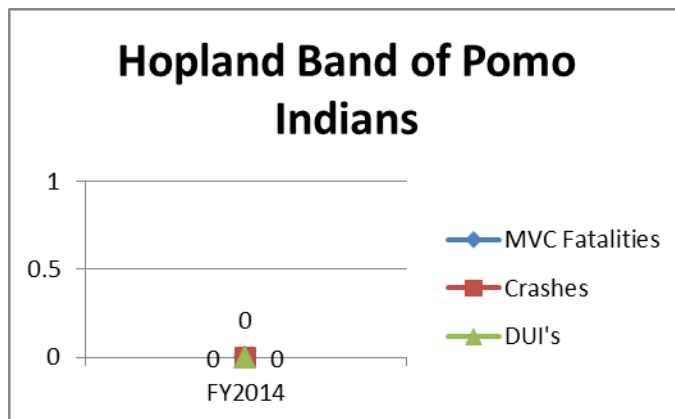
Land Base: 3 acres

Road Miles:

### PERFORMANCE MEASURES/TARGETS:

1. To reduce the number of motor vehicle crashes by 20% from 5 to 4 by the end of FY14.

*Total number of motor vehicle crashes:*



### SUMMARY:

Hopland Police Department did not submit an Annual Report for the FY14 grant year.

**2014 ACTIVITY REPORT:**

	Motor vehicle crash (MVC) fatalities
	Alcohol-related MVC fatalities
	Speed-related MVC fatalities
	MVC fatalities involving driver with BAC of 0.08+
	MVC fatalities with driver < age 20
	Unrestrained occupant MVC fatalities, all seat positions
	Motorcyclist fatalities
	Un-helmeted motorcyclist fatalities
	Pedestrian fatalities
	Motor vehicle crashes
	Injury related MVCs
	Alcohol-related MVCs
	Speed-related MVCs
	Traffic citations
	DUI citations
	Speed citations
	Seat belt citations
	CPS citations

During FY 14, the Hopland Band Highway Safety Program conducted:

	Check Points
	Saturation Patrols
	Traffic safety presentations (community/ School)

## PT-14-14-23 – Isleta C and R (New Mexico)

**Grant Award:** \$ 29,749.76

**Amount Expended:** \$ 29,749.76

The BIA IHSP staff conducted Grant Writing/ Refresher and Traffic Enforcement training for tribal project personnel at the Isleta Casino and Resort. This hotel is solely owned and operated by Isleta Pueblo. Expenses included meeting room and audio-visual rental and lodging costs.

Travel expenses in the amount of **\$16,232.38** were reimbursed for 20 Tribal members from the following Tribes for:

### **Grant Writing/Refresher Training March 25-26, 2014, Albuquerque, NM**

- |                         |                           |
|-------------------------|---------------------------|
| 1. Cheyenne River Sioux | 9. Jicarilla              |
| 2. Menominee            | 10. Leech Lake            |
| 3. Ramah-Navajo         | 11. Salt River            |
| 4. Rocky Boy            | 12. Fort McDowell         |
| 5. Oglala Sioux         | 13. San Carlos Apache     |
| 6. Shoshone Bannock     | 14. White Earth           |
| 7. Upper Sioux          | 15. White Mountain Apache |
| 8. Red Lake             |                           |

Travel expenses in the amount of **\$5,902.39** were reimbursed for 14 Tribal members from the following Tribes:

### **Traffic Enforcement Training July 21-24, 2014, Albuquerque, NM**

- |                         |                      |
|-------------------------|----------------------|
| 1. Cheyenne River Sioux | 6. Upper Sioux       |
| 2. Oglala Sioux         | 7. Jicarilla         |
| 3. Shoshone Bannock     | 8. Salt River        |
| 4. Acoma                | 9. Potawatomi Nation |
| 5. Rosebud Sioux        |                      |

## Safe Communities Program Area

### Safe Communities Program Area Target:

To encourage Tribal participation in Traffic Safety related conference, i.e. Lifesavers. The BIA IHSP sponsored a total of three (3) training sessions and one (1) Conference.

Travel expenses in the amount of **\$19,802.13** were reimbursed for 23 Tribal members from the following Tribes for their attendance to:

#### **FY 2015 Project Management Training, November 19-21, 2013 in Rapid City, SD**

- |                         |                      |                     |
|-------------------------|----------------------|---------------------|
| 1. Rosebud Sioux        | 4. Crow              | 7. Turtle Mountain  |
| 2. Cheyenne River Sioux | 5. Oglala Sioux      | 8. Santa Ana Pueblo |
| 3. Rocky Boy            | 6. Northern Cheyenne | 9. Eastern Shoshone |

Travel expenses in the amount of **\$22,889.91** were reimbursed for 31 Tribal members from the following Tribes for their attendance to:

#### **FY 2015 Project Management Training, December 10-11, 2013 Phoenix, AZ**

- |                     |                 |                           |
|---------------------|-----------------|---------------------------|
| 1. Isleta           | 6. Upper Sioux  | 11. San Carlos Apache     |
| 2. Laguna           | 7. Pyramid Lake | 12. Sisseton              |
| 3. Shoshone Bannock | 8. Red Lake     | 13. White Mountain Apache |
| 4. Walker River     | 9. Jicarilla    | 14. Colville              |
| 5. Acoma            | 10. Leech Lake  |                           |

Travel expenses in the amount of **\$44,324.17** were reimbursed for 26 Tribal members from the following Tribes for their attendance to:

#### **International Lifesavers Conference, April 27, 2014, Nashville, TN**

- |                  |                      |                       |
|------------------|----------------------|-----------------------|
| 1. Menominee     | 6. Shoshone Bannock  | 11. Fort McDowell     |
| 2. Ramah-Navajo  | 7. Acoma Pueblo      | 12. San Carlos Apache |
| 3. Isleta Pueblo | 8. Red Lake Chippewa | 13. Sisseton-Wahpeton |
| 4. Laguna Pueblo | 9. Leech Lake        | 14. White Earth       |
| 5. Oglala Sioux  | 10. Salt River       |                       |

## Mobilizations Indian State

28 Tribal law enforcement agencies funded in FY14 signed commitments to participate in three mobilizations during the project year.

### ***Don't Shatter the Dream*** Impaired Driving Mobilization - December 12, 2012 - January 1, 2013

Tribal and BIA Police Department Activity Reports:

- 29 Activity Reports submitted in FY14
- 40 Activity Reports submitted in FY13
- 43 Activity Reports submitted in FY12

#### **FY14 Don't Shatter the Dream Statistics**

280	DWI Arrest	292	Suspended Licenses
182	Safety Belt Citations	121	Uninsured Motorists
33	Child Safety Citations	1,659	Speeding
95	Felony Arrests	87	Drug Arrests
21	Recovered Stolen Vehicles	170	Crashes
237	Fugitives Apprehended	3	MVC Fatalities

#### **SUMMARY:**

IHSP staff mailed *Don't Shatter the Dream* posters printed by NHTSA Headquarters to all participating Tribes. The 31 law enforcement agencies reported a total of 5693.60 hours on traffic enforcement during the Mobilization. **3** fatalities were reported from participating Tribal and BIA Police Departments during the mobilization.

### ***Click It or Ticket*** - Safety Belt Mobilization - May 19 - June 2, 2013

Tribal and BIA Police Department Activity Reports:

- 29 Activity Reports submitted in FY14
- 40 Activity Reports submitted in FY13
- 43 Activity Reports submitted in FY12

#### **FY14 Click It Or Ticket Statistics**

151	DWI Arrest		Suspended Licenses
497	Safety Belt Citations		Uninsured Motorists
84	Child Safety Citations	1,106	Speeding
	Felony Arrests		Drug Arrests
	Recovered Stolen Vehicles	53	Crashes
	Fugitives Apprehended	1	MVC Fatalities

**SUMMARY:**

The 29 law enforcement agencies reported a total of 4,772.85 hours on traffic enforcement during the Mobilization. 1 fatality was reported during the *CLOT* mobilization. IHSP staff mailed *Click It Or Ticket* posters printed by NHTSA Headquarters to all participating Tribes.

***Drive Sober or Get Pulled Over - Impaired Driving Mobilization - August 16 - September 2, 2013***

Tribal and BIA Police Department Activity Reports:

- 44 Activity Reports submitted in FY14
- 24 Activity Reports submitted in FY13
- 33 Activity Reports submitted in FY12

**FY14 Drive Sober Or Get Pulled Over Statistics**

282	DWI Arrest	98	Suspended Licenses
188	Safety Belt Citations		Uninsured Motorists
50	Child Safety Citations	1,633	Speeding
45	Felony Arrests	62	Drug Arrests
2	Recovered Stolen Vehicles	117	Crashes
115	Fugitives Apprehended	3	MVC Fatalities

**SUMMARY:**

The 44 law enforcement agencies reported a total of 4,458.05 hours on traffic enforcement during the Mobilization. 3 fatalities were reported during this mobilization.

**MOBILIZATION AND MEDIA ACTIVITY**

In FY 14 the BIA IHSP reimbursed funded projects for media activity expenses totaling \$20,415.97. This included billboard rentals, radio, and other media outlets. Posters and flyers were displaced in communities, schools, and bus stops. Newsletters and email sent out to tribal community and staff. Highway signs were also posted.

## LOOKING TO THE FUTURE

Overall, FY14 was a challenging and successful year for the Tribes funded by the Indian Highway Safety Program. We will continue to be dedicated to working closely with the Tribes and strive to remain in close partnership with all our traffic safety partners.

2014 has disclosed several issues that will be reviewed and addressed in 2015. They include:

- Improved project monthly and annual reporting
- Evaluation of office productivity
- Improving data collection and reporting
- Increasing utilization and reporting of Bat Mobiles
- Expanding the IHSP outreach to youth

Motor vehicle crash fatalities significantly decreased within the projects funded by IHSP from FY13 to FY14. Alcohol involved and non-seat belt use in the fatal crashes was 30%. Increased efforts in these areas will be made in FY16.

Participating tribal law enforcement programs worked overtime with fulltime and overtime projects work aggressively to enforce traffic safety and impaired driving laws in FY14. The Highway Safety Officers funded under this grant often work in difficult political, economic and physical environments and we will continue to support their efforts.

The IHSP plans to continue to work toward meeting and surpassing the Performance Measures/Targets outlined in our FY15 Highway Safety Plan. With fully staffed IHSP personnel in FY14, we are well prepared to meet the targets and challenges in the coming year.

The IHSP will renew its efforts in FY15 to improve the collection of traffic data and to make it the cornerstone of the highway safety program. Sharing of traffic statistics among all stakeholders will enable all of everyone to improve performance and save lives. Although Police Traffic Services and enforcement is the main focus, we would also like to focus more on behavior change. In FY15 the IHSP will be re-launching Child Passenger Safety grants to fund the tribes.

“As always, we appreciate the guidance and assistance of the NHTSA Region 6 staff and acknowledge and thank all of our traffic safety partners.

## FY2014 Budget Summary (in lieu of HSC)

<b>Planning &amp; Administration</b>			
Project Number	Project	Budget	Funding Source
PA-14-01	BIA Program Management	\$234,870.00	402
	<b>Total P&amp;A Program Area</b>	<b>\$234,870.00</b>	

<b>Alcohol</b>			
Project Number	Project	Budget	Funding Source
AL-14-02	BIA Program Management	\$100,000.00	402
AL-14-03	Lower Brule	\$170,000.00	402
	<b>Total AL Program</b>	<b>\$270,000.00</b>	

<b>Occupant Protection</b>			
Project Number	Project	Budget	Funding Source
OP-14-02	Seat Belt Survey	\$125,000.00	402
	<b>Total OP Program Area</b>	<b>\$125,000.00</b>	

<b>Traffic Records</b>			
Project Number	Project	Budget	Funding Source
TR-14-02	BIA Program Management	\$500,000.00	402
K9-14-01	Indian Highway Safety Pgm	\$173,807.40	408
	<b>Total TR Program Area</b>	<b>\$673,807.40</b>	

<b>Safe Communities</b>			
Project Number	Project	Budget	Funding Source
SA-14-01	BIA Program Management	\$285,000.00	402
SA-14-02	Indian Highway Safety Pgm	\$100,000.00	402
SA-14-03	Indian Highway Safety Pgm	\$ 50,000.00	402
	<b>Total SA Program Area</b>	<b>\$435,000.00</b>	

<b>Police Traffic Services</b>			
Project Number	Project	Budget	Funding Source
PT-14-02	Law Enforcement Liaison	\$120,000.00	402
PT-14-03	Rosebud	\$300,000.00	402



<b>Police Traffic Services (Continued)</b>			
<b>Project Number</b>	<b>Project</b>	<b>Budget</b>	<b>Funding Source</b>
PT-14-04	Cheyenne River	\$335,000.00	402
PT-14-05	Menominee	\$150,000.00	402
PT-14-06	Ramah-Navajo	\$160,000.00	402
PT-14-07	Rocky Boy	\$125,000.00	402
PT-14-08	Crow	\$150,000.00	402
PT-14-09	Isleta	\$370,000.00	402
PT-14-10	Laguna	\$260,000.00	402
PT-14-11	Oglala Sioux	\$370,000.00	402
PT-14-12	N. Cheyenne	\$125,000.00	402
PT-14-13	Shoshone-Bannock	\$160,000.00	402
PT-14-14	Walker River	\$145,000.00	402
PT-14-15	Acoma	\$225,000.00	402
PT-14-16	Upper Sioux	\$130,000.00	402
PT-14-17	Pyramid Lake	\$140,000.00	402
PT-14-18	Red Lake	\$240,000.00	402
PT-14-19	Jicarilla	\$200,000.00	402
PT-14-20	Leech Lake	\$170,000.00	402
PT-14-21	Turtle Mountain	\$120,000.00	402
PT-14-22-01	Salt River	\$125,000.00	402
PT-14-22-02	Fort McDowell	\$ 70,000.00	402
PT-14-22-03	San Carlos	\$ 70,000.00	402
PT-14-22-04	Santa Ana	\$ 65,000.00	402
PT-14-22-05	Sisseton	\$ 65,000.00	402
PT-14-22-06	E. Shoshone	\$ 65,000.00	402
PT-14-22-07	White Earth	\$ 65,000.00	402
PT-14-22-08	White Mountain	\$ 65,000.00	402
PT-14-22-09	Blackfeet	\$ 65,000.00	402
PT-14-22-10	Colville	\$ 60,000.00	402
PT-14-22-11	Additional OT Projects	\$800,000.00	402
	<b>Total PT Program Area</b>	<b>5,510,000.00</b>	

<b>Program Area</b>	<b>Budgets</b>
Total P&A Program Area	\$234,870.00
Total AL Program	\$270,000.00
Total OP Program Area	\$125,000.00
Total TR Program Area	\$673,807.40
Total SA Program Area	\$435,000.00
Total PT Program Area	\$5,510,000.00
<b>Total Program Funds</b>	<b>\$7,248,677.40</b>

