

AMERICAN SAMOA HIGHWAY SAFETY ANNUAL REPORT FEDERAL FISCAL YEAR 2014



People Saving People



“Team Focus”
“Galulue Fa’atasi”

PREPARED FOR:
U.S. DEPARTMENT OF TRANSPORTATION
NATIONAL HIGHWAY TRAFFIC SAFETY ADMINISTRATION

American Samoa Highway Safety Annual Report Federal Fiscal Year 2014

Prepared for:

**U.S. Department of Transportation
National Highway Traffic Safety Administration**

Developed and presented by:

**The American Samoa Government
Department of Public Safety
Office of Highway Safety
Pago Pago, AS 96799**



December 31, 2014



HON. LOLO M. MOLIGA
Governor

HON. LEMANU P. MAUGA
Lt. Governor

DEPARTMENT OF PUBLIC SAFETY
AMERICAN SAMOA GOVERNMENT
P.O Box 1086, Pago Pago, American Samoa 96799
Telephone: (684) 633-1111 * Fax No.: (684) 633-7296

Office Of The Commissioner



WILLIAM E. HALECK
Commissioner

VAIMAGA MALAVA
Deputy Commissioner

Serial No. 224-2014

December 31, 2014

Chris Murphy,
Regional Administrator
National Highway Traffic Safety
Administration Region IX
650 Capital Mall, Suite 8-600 1600
Sacramento, CA 95814

Dear Chris Murphy;


I am pleased to present the American Samoa's Annual Report for the federal fiscal year 2014 Highway Safety Program activities.

This report provides an overview of the American Samoa use of the NHTSA FY2014 funds and the approved carry forward funds from previous years. Our program goals and accomplishments are presented as defined in our FY 2014 Highway Safety Plan. We achieved and made progress in reaching out to the community once again and implement more Police Officer's training this year. We continue to strive to improve our seat belt usage with the new design and looking at extending this to our neighbor islands for the first time..

On behalf of the Department of Public Safety personnel and our Office of Highway Safety staff, I would like to thank you for continuing to support our highway safety programs.

Wish you and your staff a prosperous New Year.

Sincerely,



WILLIAM E. HALECK
Commissioner of Public Safety
Governor's Representative for Highway Safety

Attachment

Department of Public Safety Office of Highway Safety

William E. Haleck

Commissioner / Governor's Representative for Traffic Safety,
Department of Public Safety

Office of Highway Safety Staff

Fred Scanlan Jr., Program Coordinator

Olive Leulu, Finance Manager / Paid Media Program Manager

Fa'amoana "Ina" Roe, Traffic Record Program Manager

David G. Bird, Occupant Protection Program Manager

Penikila Solomona, Alcohol/Youth Alcohol Program Manager

Emelio Fruean, Police Traffic Services / Speed Control Program
Manager

Consultant, Traffic Records Coordinator/ Crash Data Management

Table of Contents

Table of Contents	i
List of Figures	ii
List of Tables	ii
Contact Information.....	iii
Executive Summary	1
1.0 Highway Safety in American Samoa	2
1.1 Introduction	2
1.2 Crash Summary	2
1.3 Program Focus Areas/Challenges.....	4
1.4 Accomplishments.....	5
2.0 Trends in American Samoa Highway Safety Data, 2005 - 2014	7
2.1 Performance Measures	7
.....	9
2.2 Program Area Performance Measures	10
3.0 Programs and Projects.....	13
3.1 Program Management.....	13
3.2 Alcohol Enforcement	14
3.4 Occupant Protection	14
3.5 Police Traffic Services	16

List of Figures

Figure 1. Number of Crashes Decreased. Baseline (2005).....	7
Figure 2. Number of Fatalities.....	8
Figure 3. Number of Injuries	8
Figure 4. Number of Pedestrian Fatalities.....	9
Figure 5. Number of Persons Injured.....	9
Figure 6. Alcohol Related Crashes.....	10
Figure 7. Number of Impaired Driving Arrests	10
Figure 9. Observed Seatbelt Usage.....	11
Figure 10. Number of Seatbelt Citations Issued	11
Figure 11. 2013 and 2014 Not Observed	12

List of Tables

Table 1. Traffic Safety Trends in American Samoa (2005-2013)	3
Table 2. FFY 2013 Highway Safety Program Area Goals	4

Contact Information

Name Fred Scanlan Jr.
Title Highway Safety Program Coordinator
Address Department of Public Safety
P. O. Box 1086
City, State Pago, Pago, American Samoa
Zip 96799

Executive Summary

• **Federal Fiscal Year (FFY) 2014 Accomplishments**

- Increased number of alcohol and speeding enforcements resulted in high numbers of citations
- Two fatalities were non-alcohol, speeding nor seat belt related
- OHS funded DPS Enforcements activities by months are as follow
 - Alcohol Enforcement - January
 - Speed / Alcohol Enforcement- February to April
 - CIOT – Seatbelt Enforcement - May & June
 - Speed / Alcohol Enforcement - July
 - Speed / Alcohol Enforcement - August & September
 - Occupant Protection (OP) September & November
 - Alcohol Enforcement October & December
- OHS maintains a 77% on seat belt use with new design; seat belt citations decreased by 849 since 2009 while compliance increased by 19%
- More than a 100 car seats were distribute at scheduled fitting stations
- 30 Officers successfully completed the first ARIDE in American Samoa also recertified under the 2013 March SFST Edition; CHP Consultant provided the training
- Three of OHS staff successfully completed the Program Management course which brings OHS to a 100% complete

FFY 2014 Challenges

- Enforcement fuel resources
- Local travel approving process
- New change in DPS leadership

1.0 Highway Safety in American Samoa

1.1 Introduction

The American Samoa Highway Safety Program is administered by the Department of Public Safety, Office of Highway Safety. The Commissioner of Public Safety, William E. Haleck is the Governor's Representative, and Mr. Fred Scanlan is the Territory Highway Safety Coordinator.

Mission

The mission of the American Samoa Office of Highway Safety is to reduce the traffic crashes, traffic fatalities, injuries, and property damage on the American Samoa roadways, and to create a safer environment for motorists, passengers, and pedestrians.

Our enforcement programs continued to be successful with reductions in total number of crashes; persons injured and decrease in impaired driving arrests from 2012. ARIDE certification has made a big difference in the alcohol enforcements and the number of drugged driving started to populate for future assessments. 2014 set the baseline for drugged driving.

Goals

Goals for this Federal Fiscal Year 2014 Annual Report are set and committed to in the 2014 Highway Safety Plan.

1.2 Crash Summary

In American Samoa, the total number of crashes decreased by **25** between 2007 and 2014. Table 1 provides detail in key areas of the American Samoa highway safety trends from 2007 to 2014.

American Samoa Highway Safety Annual Report FFY 2014

Table 1. Traffic Safety Trends in American Samoa (2007-2014)

Crash Data / Trends	Progress Report Data 2007 to 2013							
	2007	2008	2009 ¹	2010	2011	2012	2013	2014
C-1 – Fatalities	1	2	3	6	1	1	2	2
C-2 – Serious Traffic Injuries	73	87	61	23	18	4	15	49
C-3 – Fatalities/VMT Total	N/A	N/A	N/A	N/A	N/A	N/A	N/A	N/A
C-3- Fatalities/VMT – Rural	N/A	N/A	N/A	N/A	N/A	N/A	N/A	N/A
C-3-Fatalities/VMT -Urban	N/A	N/A	N/A	N/A	N/A	N/A	N/A	N/A
C-4-Unrestrained Passenger Vehicle Occupant Fatalities in all seating positions	NA	2	3	5	0	0	1	0
C-5-Alcohol Related Fatalities	NA	0	0	3	0	0	1	0
C-6-Speed Related Fatalities	NA	0	1	3	0	1	1	0
C-7-Motorcycle Fatalities	0	0	0	0	0	0	0	0
C-8-Unhelmeted motorcyclist Fatalities	0	0	0	0	0	0	0	0
C-9-Drivers Age 20 or younger involved in fatal crashes	0	0	1	0	0	0	0	0
C-10-Pedestrian Fatalities	0	1	0	1	0	1	1	1
B-1 Observe seat belt use for passenger vehicles, front seat outboard occupants	NA	NA	NA	NA	NA	NA	NA	N/A
A-1 Seat Belt citations issued during grant funded enforcement activities	NA	1618	1988	1021	1723	1185	NA	1139
A-2 Impaired driving arrests made during grant funded enforcement activities	NA	212	233	219	201	139	106	117
A-3 Speeding citations issued during grant funded enforcement activities	NA	132	209	770	1590	1660	NA	1961
Number of Persons Injured	106	140	106	85	78	70	68	108
Total Crash	705	705	684	660	688	437	590	680
Alcohol Related crashes	34	33	63	22	6	13	66	48
Speed Related Crashes (by Community / municipality)	6	23	1	6	6	2	4	N/A

¹ OSCAR data started NA=Not Available, N/A=Not Applicable, NC=Not Collected

Total DUI Arrest	183	212	280	219	201	146	106	117
Alcohol Related Injuries	NC	NC	57	87	78	58	53	78
% of ppl obsv using safety belt	50	56	58	73	77	75	77	77
Child Restrain citations	N/A	N/A	N/A	N/A	N/A	N/A	N/A	193

1.3 Program Focus Areas/Challenges

The Highway Safety Office and the Department of Public Safety, Traffic Division continued to make significant progress in spite of new administration policies, local challenges and other resources.

The following program areas were focused on in the OHS' FFY 2014 Highway Safety Plan, page 1. These included:

1. **Occupant Protection** - Compliant rate for seat belt usage and child passenger safety restraints used in American Samoa is below national average.
2. **Alcohol** - Impaired driving has increased with drugged driving been identified as a problem
3. **Speed** - Speed citations continued to increase due to an extension of road resurface projects.
4. **Pedestrian Safety/Other Road Users** - The safety of school pedestrians.
5. **Traffic Records** - Continue on improving timeliness, accuracy, completeness, uniformity, compatibility, and integration of traffic records for problem identification and performance measurement.
6. **Police Traffic Services** - Increase visible enforcement, equipment, and other resources to deter violations of law.
7. **Planning and Administration** - The coordination, monitoring, and evaluation of highway safety projects.

Table 2 shows the goals of OHS for mitigating these problems in American Samoa.

Table 2. FFY 2014 Highway Safety Program Area Goals

Program	FFY 2014
Occupant Protection	<ul style="list-style-type: none"> • increase Islandwide observed seat belt use of front seat outboard occupants in passenger vehicles by 5% from the June 2012 75% to 81% by June 2014 • Increase Car Seats on island • Community Outreach and School Competition

	<ul style="list-style-type: none"> • Support National Campaign
Alcohol	<ul style="list-style-type: none"> • Continue to maintain zero DUI related traffic fatalities in FY2014. • Increase public awareness • Increase Impaired Driving Enforcements
Speed	<ul style="list-style-type: none"> • Reduce the role of speeding in highway fatality • Increase speed enforcement
Pedestrian	<ul style="list-style-type: none"> • Increase involvement of partners in pedestrian safety • Increase Public Awareness
Planning & Administration	<ul style="list-style-type: none"> • Provide management, supervision and support for all the activities of the island traffic safety program
Traffic Record	<ul style="list-style-type: none"> • Continue enhancement of OSCAR • Continue develop and piloting of E-Citation • Continue enhancement of Traffic Data Collection
Police Traffic Service	<ul style="list-style-type: none"> • Increase Visible Enforcement • Increase HVE resources • Increase saturation patrol

1.4 Accomplishments

American Samoa achieved some improvements in FFY 2014. A brief summary of these accomplishments is provided below and more detail is provided in Section 3 of this annual report.

Occupant Protection:

- Significant increase of seat belt use under new design; reflects a decrease of citations issued
- An instructor candidate has one more course to complete to be fully certified as the first CPS Instructor for American Samoa.

Alcohol:

- Significant increase of officers re-certified under the new 2013 SFST Edition.
- First ARIDE course in American Samoa; 30 officers certified

Traffic Records:

- Roadway Information Management System designs of infrastructure overlays completed.

Planning and Administration:

- OHS completed and submitted Highway Safety Plan to NHTSA.
- OHS applied for and was awarded Section 405(c) grant.

2.0 Trends in American Samoa Highway Safety Data, 2005 - 2014

The following figures provide “Select Performance Measures” that the Governors Highway Safety Association recommended.

Year 2014 is the most recent year that most data sets available, and the highways safety programs performance measures for that year are highlighted in the graphs below. Trends from 1999 to 2005 can be considered “baseline” and from 2005 to the present “progress”. When baseline data are inadequate or unavailable, only five-year trends are graphed.

2.1 Performance Measures

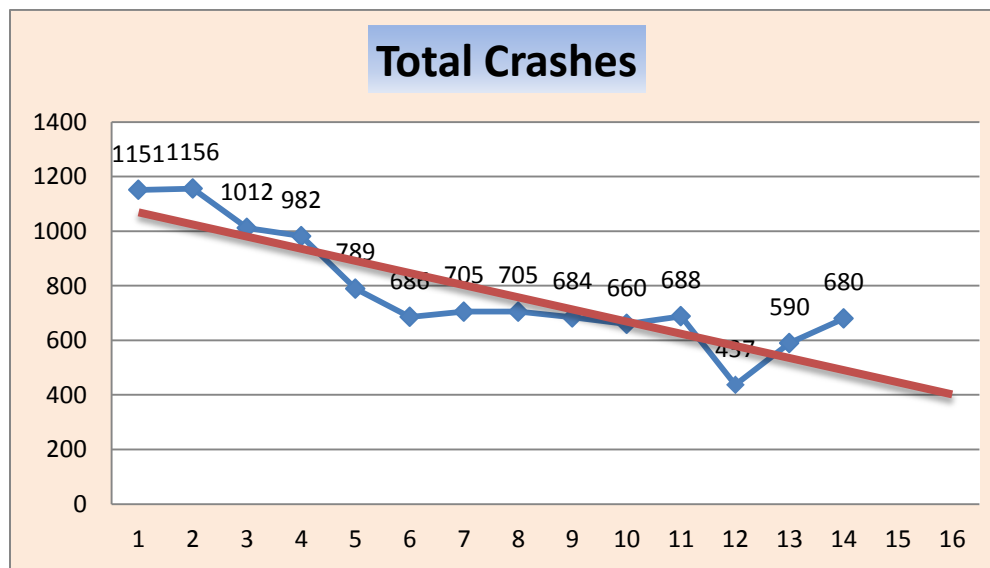


Figure 1. Number of Crashes Decreased. Baseline (2005)



Figure 2. Number of Fatalities

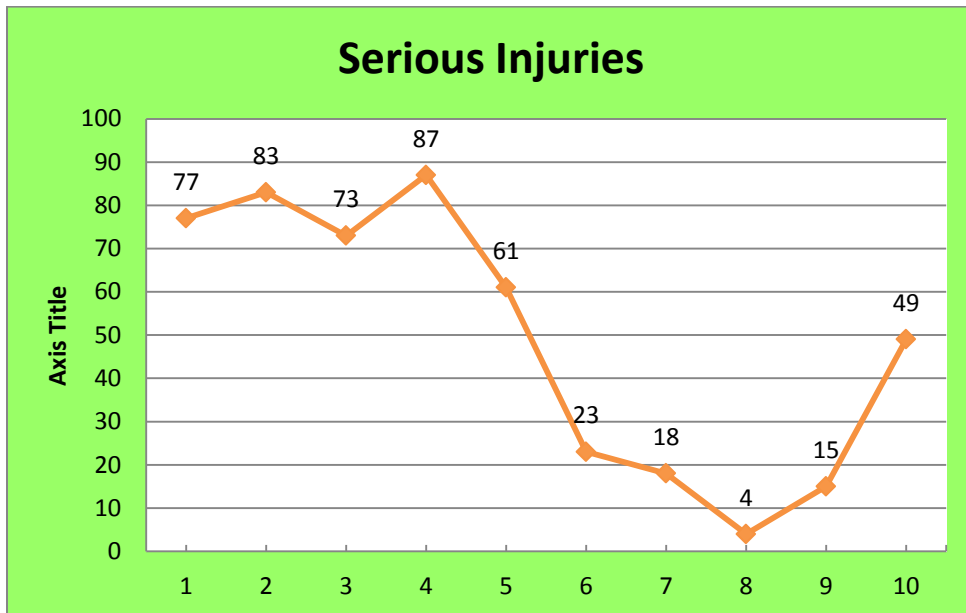


Figure 3. Number of Injuries

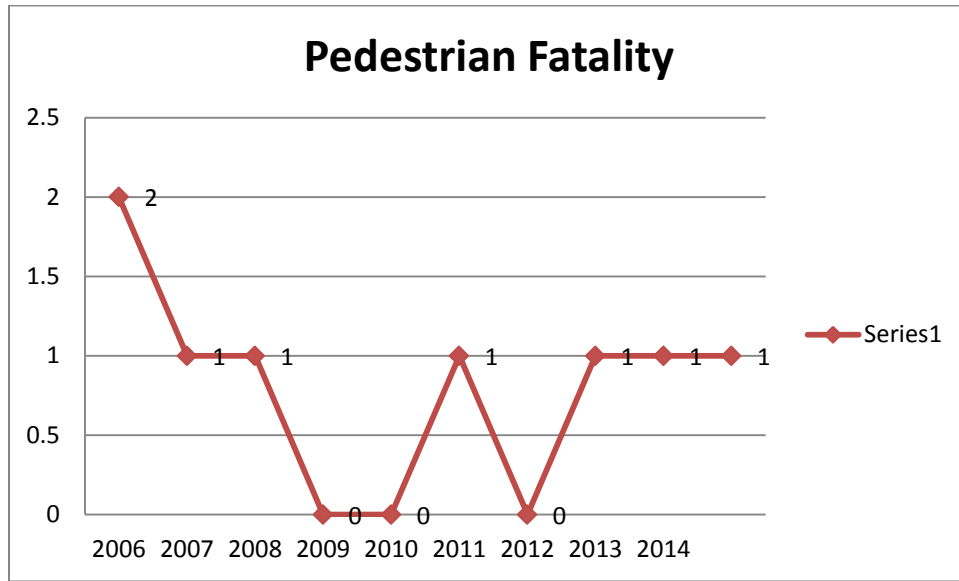


Figure 4. Number of Pedestrian Fatalities

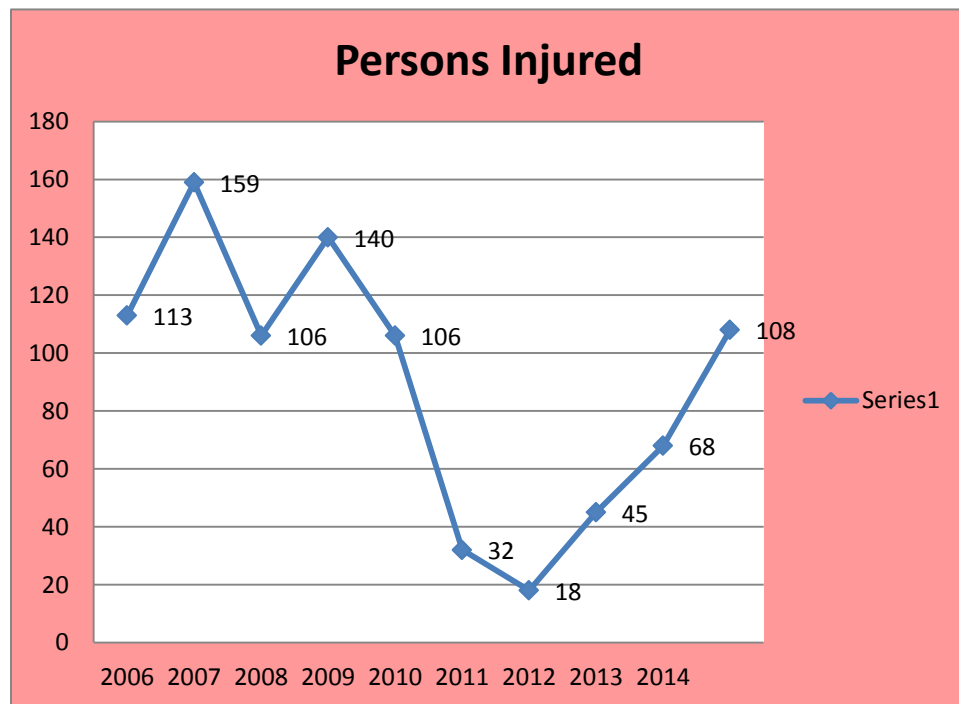


Figure 5. Number of Persons Injured

2.2 Program Area Performance Measures

Impaired Driving

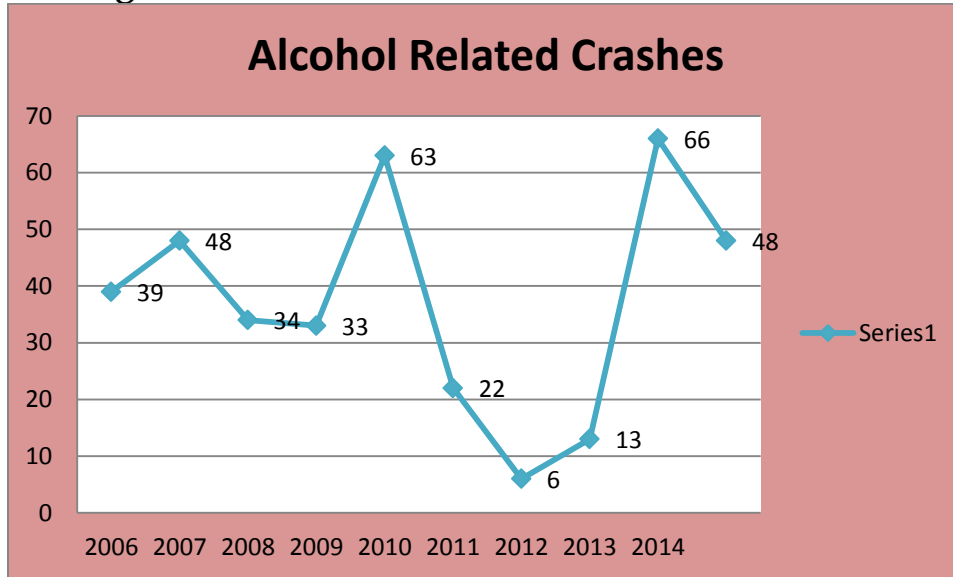


Figure 6. Alcohol Related Crashes

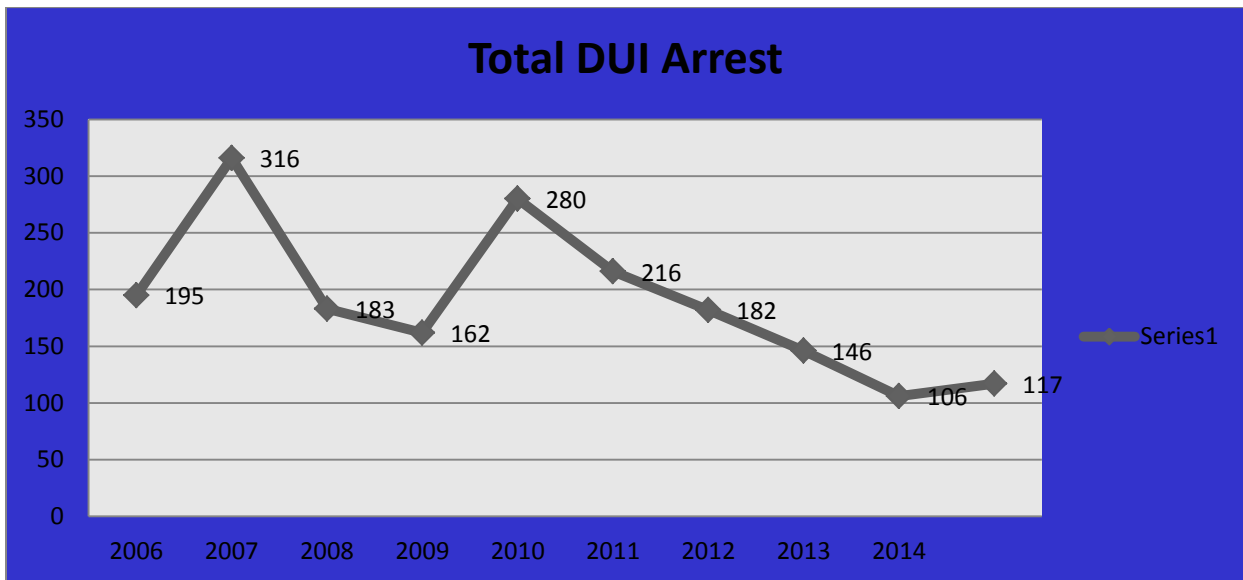


Figure 7. Number of Impaired Driving Arrests

Occupant Protection

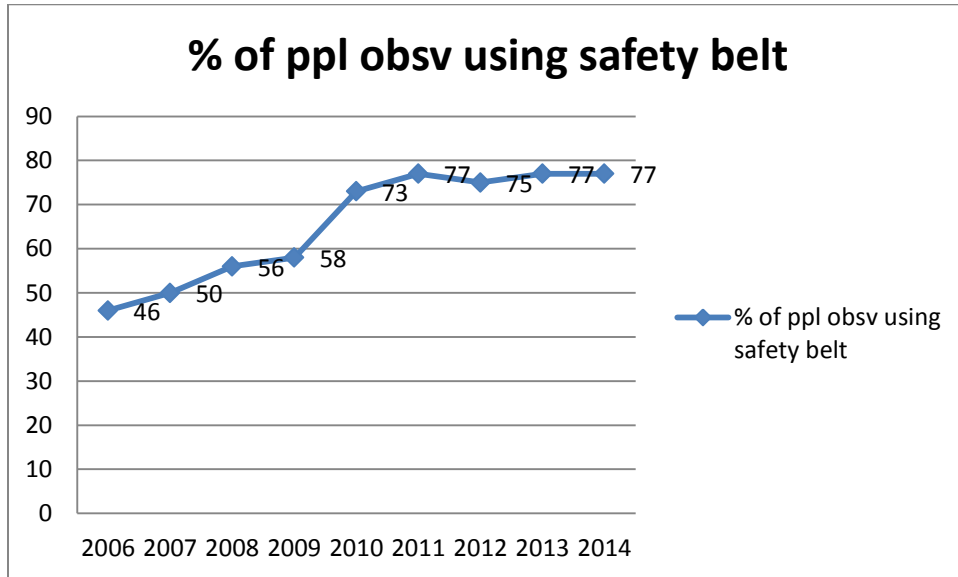


Figure 8. Observed Seatbelt Usage

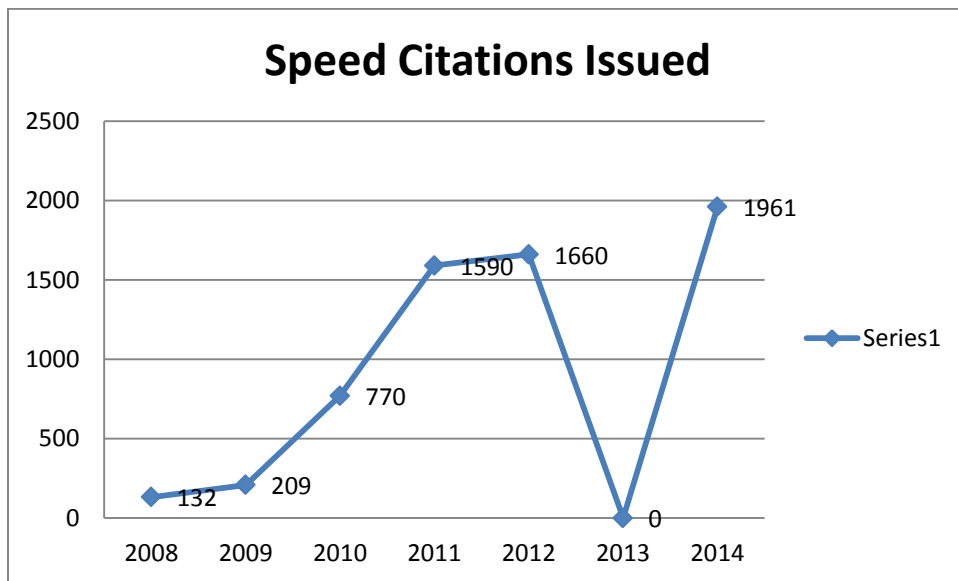


Figure 9. Number of Seatbelt Citations Issued Shows an increase 1829 citations from 2008 to 2014

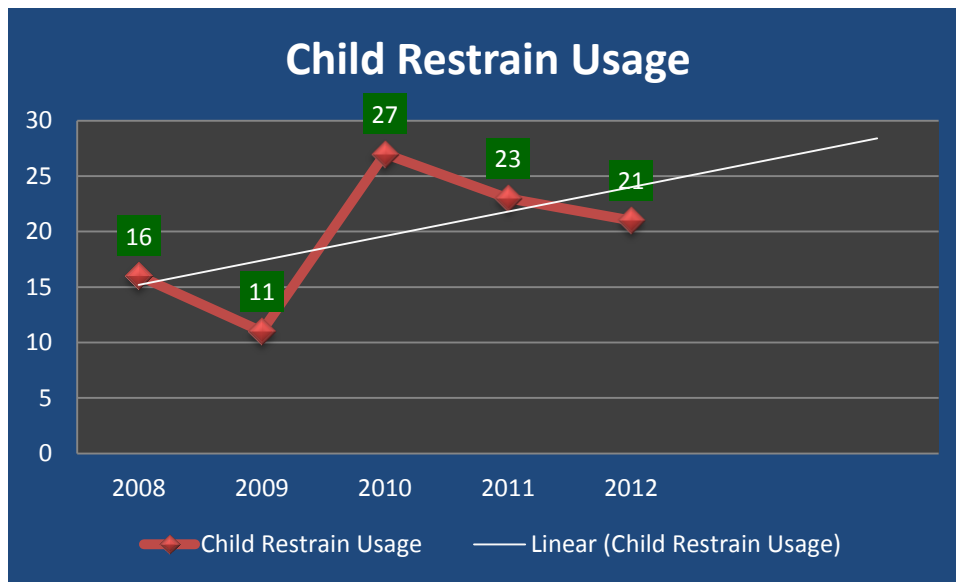


Figure 10. 2013 and 2014 Not Observed

3.0 Programs and Projects

The accomplishment and budget are described in this section.

3.1 Program Management

Planning & Administration Program Summary

Account	Funds	Program Activity	Planned	Expended
PA-2014	402	Planning & Administration	\$80,000	\$71,930.67

Goal

- See Table 2

Planned Activities:

The Highway Safety Coordinator is responsible for the day to day operation of the agency. He administers the highway safety program, coordinates safety planning activities and resources with partners, monitors and manages budget. The Highway Safety Coordinator is very active in the Traffic Records Coordinating Committee and supervises the highway safety office staff.



Accomplishments:

- More community involvement in partnership and problem solving
- Staff 100% Program Management Course completed
- Share data with Motor Carrier Program to increase traffic enforcements
- Completed and delivered the FFY 2015 Highway Safety Plan to NHTSA.
- AL Manager completed the Impaired Driving Management Course

Program Performance Measures

- Deliver the FFY 2015 Highway Safety Plan by July 1, 2014.

3.2 Alcohol Enforcement

Outreach and Enforcement



Account	Funds	Program Activity	Planned	Expended
AL-2014	402	HVE DUI Enforcement	\$153,000	\$71,195.16

Goal

- See Table 2

Planned Activities

- Conduct DUI enforcements and participate in the National Drive Sober or Get Pulled Over campaign.
- Outreaches



Accomplishments

- Increase number of DUI enforcements
- ARIDE training

Program Performance Measures

- Increased number of DUI arrests
- Increased community awareness
- 30 ARIDE certified officers

3.4 Occupant Protection

Account	Funds	Program Activity	Planned	Expended
OP-2014	402	Program Management	\$168,751	\$94,624.90

Goal

- See Table 2

Planned Activities

- Continue planned enforcement of safety belt use to achieve 81% use rate.
- Procure car seats in support of Child Passenger Safety program.
- Conduct new survey design and assessment.

Accomplishments

- Increase Enforcement of seatbelt law during the national ‘Click It or Ticket’ enforcement mobilization and CPS Week.
- One technician to be instructor certified by 2015
- Extend seat belt survey to the neighbor island of Manu’a

Despite these achievements, much remains to be done. American Samoa’s seat belt use rate is still below national average. We will continue with enforcement and education with the hope to achieve 81% use rate by 2015 with the new survey design.

Program Performance Measures

- Increase in Seatbelt use.
- Increase awareness of the “Click It or Ticket” (Fusi Pe Tusi) slogan through school competition.
- Increase community awareness, joining effort with Village Police



3.5 Police Traffic Services

Account	Funds	Program Activity	Planned	Expended
PT-2014	402	Traffic Enforcement Services & Equipment	\$164,800	\$158,867.06

Goal

- See Table 2

Planned Activities

- Continued enforcement to maintain zero fatalities.
- Provide more resource as enforcements demands

Accomplishments

- 30 Officers SFST recertified; 2013 March Edition
- Procured 2 Impalas for HVE and for daily traffic operations (Impalas)
- Two motorcycles added to the enforcement inventory



Program Performance Measures



- 50% increase of officers during major campaign
- More vehicle support for HVE
- 3 major sobriety checkpoints