



**2011**  
*Annual Report*  
**Oklahoma Highway Safety Office**

**Michael C. Thompson**  
**Governor's Representative for Highway Safety**  
3223 N. Lincoln Blvd.  
Oklahoma City, OK 73105  
PH: 405-523-1570  
FAX: 405-523-1586





## 2011 Overview

FY 2011 was a very successful year for traffic safety in Oklahoma. Total traffic fatalities dropped from 737 in 2009 to 668 in 2010, a 9.4% reduction, exceeding our goal of 726 established for FY 2011. While the official seat belt use rate for Oklahoma in 2011 remained static at 85.9%, the metropolitan Oklahoma City area experienced a 3% increase to 88.1%. Oklahoma remains above the national average. Most Core Outcome Measures experienced significant decreases in 2010 and trend lines suggest continued decreases for 2011. We credit the work of our law enforcement partners, government and not-for-profit agencies with the successes addressed in this report. The following are just a few highlights of the activities of OHSO during the past year.

**OCTOBER:** The fiscal year began with the annual Project Director's Course held in Norman, Oklahoma, with about 70 representatives from grantee agencies in attendance.

Impaired driving and/or occupant protection messages (in-stadium and radio) were presented at football games at the University of Oklahoma and Oklahoma State University. Stadium messaging was also placed at the Tulsa University stadium.

A joint news release was created with the Oklahoma Department of Health to promote National Teen Driver Safety Week.

OHSO representatives continued to make safety presentations through a variety of venues, such as the annual OG&E safety fair.

**NOVEMBER:** Impaired driving messaging continued at OU, OSU and TU football games.

The statewide "Get Your 'Clicks' on Route 66" mobilization featured border-to-border occupant protection enforcement on Nov. 5.

Staff members from the OHSO represented us at the Oklahoma Highway Users Federation annual luncheon and awards ceremony.

Annual Project Director's Reports were received from FY 2010 sub-grantees in order to close-out FY 2010.

**DECEMBER:** The OHSO sponsored a TSI/USAF training class, including a segment with the Edmond PD motorcycle training project.

Impaired driving and/or occupant protection messages (in-arena and radio) were presented at basketball games at the University of Oklahoma and Oklahoma State University. Stadium messaging was also placed at the Tulsa University stadium.

Staff members took part in the statewide CPS committee meeting in Tulsa.

**JANUARY:** OHSO staff members participated in the Region 6 Annual Meeting in San Antonio, Texas.

**FEBRUARY:** Several OHSO staff members attended the annual Buckledown Awards in Tulsa, honoring law enforcement officers from across the state. Several partnering agencies received awards.

The "Get Your 'Clicks' on Route 66" mobilization took place Feb. 4, with border-to-border occupant protection enforcement.

The OHSO staff members supported employer safety programs such as the Integris Health and Safety Fair.

The Oklahoma Advisory Committee on Motorcycle Safety met at the OHSO to refine motorcycle safety recommendations discussed at earlier meetings.

**MARCH:** The OHSO hosted the statewide Motorcycle Safety Summit and OHSO Awards Forum in Norman, Oklahoma, on March 28. The event featured a panel of experts and working groups, and the OHSO awards luncheon took place during the Summit. Awards included the Duane Clark Award, the J.C. Burris Award, a number of Director's Awards and a Special Recognition Award.

The OHSO took part in a statewide calendar contest for school children, sponsored by the Oklahoma Department of Transportation.

Over 100 open applications for FY 2012 traffic safety projects were received from a wide variety of traffic safety advocates.

**APRIL:** Sabrina Mackey attended the Martha Collar Tech Reunion for certified child seat technicians.

Representatives from the OHSO took part in Work Zone Awareness press events in Tulsa and Oklahoma City.

A new distracted driving brochure was created and printed.

The Oklahoma Advisory Committee on Motorcycle Safety met at the OHSO to finalize recommendations for motorcycle safety improvement programs for presentation to Commissioner Thompson.

A new in-house project monitoring database was implemented to allow for better review and retrieval of monthly claim/reports and regular on-site visits.

Occupant protection messaging was placed at RedHawks Field at Bricktown, along with program ads. These signs and program messages remained in place throughout the baseball season.

**MAY:** The "Get Your 'Clicks' on Route 66" mobilization took place May 6, with border-to-border occupant protection enforcement.

"Click It or Ticket" press events were held in Tulsa, Oklahoma City, Broken Arrow, Miami and Durant. The OKC event was held at the state capitol and featured Gov. Mary Fallin among the speakers.

**JUNE:** The OHSO played a sponsorship role in the Oklahoma State High School Rodeo finals, promoting a "Click It or Ticket" message through banners, program ads, and logos on participants' jackets.

Assistant Director Scott Barger and Communications Manager Alice Collinsworth attended the Strategic Communications Forum in Atlanta June 5-8.

The OHSO's "Buckle Up in Your Truck" PSA (created in 2010) won several awards, including PSA of the Year at the International Operation Combined Accident Reduction Effort (C.A.R.E.) Conference in Grand Rapids, Mich.

OHSO staff members carried out seat belt surveys in various DL exam stations across the state in support of our combined enforcement pilot project, "More Cops, More Stops".

Newly hired Program Manager, Justin Hysmith, attended grant management training in Illinois; Sherry Brown served as one of the instructors.

The OHSO sponsored occupant protection messaging at the Professional Bull Riders event in OKC.

Grant award notifications were sent to successful FY 2012 applicants.

**JULY:** The statewide observational seat belt survey was conducted by our new contractor, The University of Central Oklahoma.

Assistant Director Scott Barger attended the GHSA Executive Seminar in Minneapolis, Minn.

The OHSO sponsored occupant protection messaging at the Professional Bull Riders event in Tulsa.

**AUGUST:** The OHSO kicked off the Labor Day “Drive Sober or Get Pulled Over” campaign with law enforcement officers around the state. Press events were held in Oklahoma City, Miami, Madill and Tulsa. The Miami-area event included agencies from four states (Oklahoma, Kansas, Missouri and Arkansas).

The “Get Your ‘Clicks’ on Route 66” mobilization expanded to include six states.

Scott Barger and Alice Collinsworth attended a Facebook seminar in San Francisco, California as a prelude to the creation of the OHSO FaceBook page.

Sabrina Mackey and Margie Blake attended the TSI Data Analysis and Evaluation class in Boise, Idaho.

A new occupant protection PSA (“Buckle Up Family”) was created and filmed for in-state and on-line play.

**SEPTEMBER:** Child Passenger Safety Week/Seat Check Saturday included a number of CPS events across the state. The OHSO created and printed an updated CPS brochure prior to this event.

The OHSO launched its Facebook site; upgrades were made to the OHSO web page.

Interim Director Kevin Behrens attended the GHSA annual convention in Cincinnati, Ohio.

Sherry Brown attended the National Interlock Symposium in Palm Springs, Calif.

An updated seat belt brochure was created by the OHSO.

A biannual meeting for OHSO stakeholders was held at RedHawks Field at Bricktown (OKC) to assist our office in evaluating Oklahoma’s traffic safety challenges and crafting new solutions.

OHSO partnered with AAA Oklahoma to create a joint news release regarding Teen Driver Safety Week.

Program Mangers, Sam Harcrow and Alice Collinsworth represented OHSO at a children’s safety fair in Claremore, Okla.

Program Manager Justin Hysmith represented OHSO at a safety fair sponsored by OG&E.

The Oklahoma Advisory Committee on Motorcycle Safety met at the OHSO.

FY 2012 grant agreements were negotiated and drafted for October 2011 implementation.

PSAs from other States were retagged for play in Oklahoma. The PSA’s were related to motorcycle safety (PSA created by Texas) and Oklahoma’s laws regarding interlock devices (PSA created by New Mexico).

A new reference manual for project directors was completed and placed on flash drives to be distributed at the Project Directors’ Course.

Impaired driving messages (in-stadium and radio) were presented at football games at the University of Oklahoma and Oklahoma State University. Impaired driving messaging was also place at the Tulsa University stadium.



## Table of Contents

FY 2011 Core Performance Measures.....	1
FY 2011 Core Performance Measures Status.....	3
Statewide Programs Overview	
Alcohol/ Impaired Driving .....	9
Motorcycle Safety .....	12
Occupant Protection .....	13
Police Traffic Services.....	15
Traffic Records .....	17
Railroad Crossing.....	19
Certificates and Assurances .....	21
Special Funding Programs	
Section 406.....	23
Section 408.....	24
Section 410.....	24
Section 2010.....	24
Legislative Summary .....	25
Paid Media Overview .....	27
FY 2011 Final Reimbursement Voucher .....	App
FY 2011 VOU Match Review.....	App
Financial Information .....	App
Financial Summary .....	App





## FY 11 CORE PERFORMANCE MEASURES

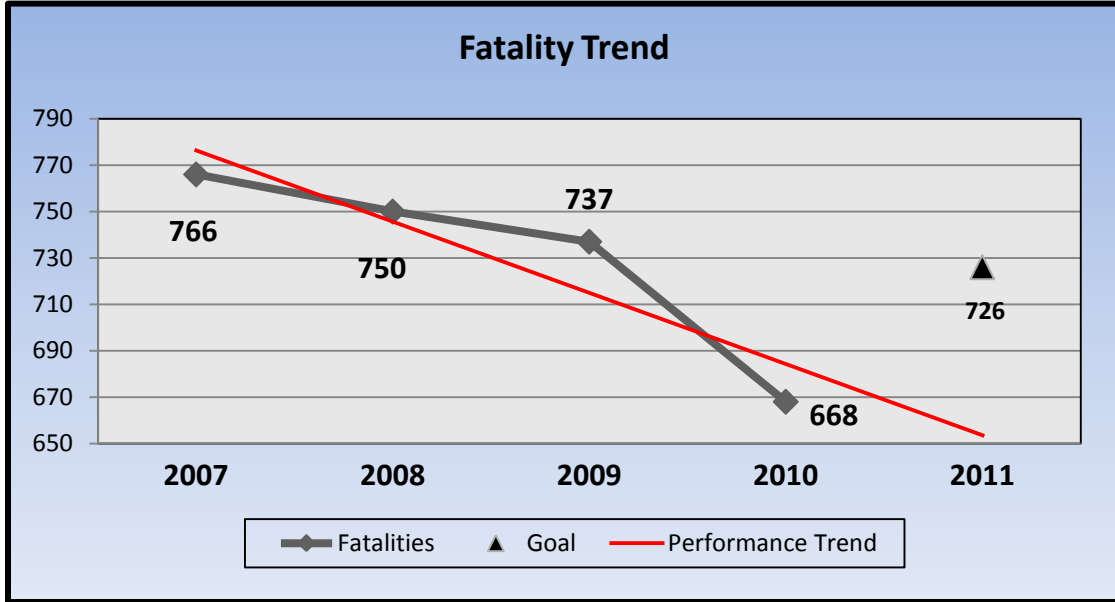
CORE OUTCOME MEASURES		FARS				Previous Goal Projection	Current Goal Projection	Current Goal Status
		2007 Baseline	2008	2009 Amended	2010	2010	2011	2011
<b>Overall</b>								
Traffic Fatalities	Total	766	750	737	668	734	726	pending
	Rural*	540	523	498	465	x	x	x
	Urban*	226	226	239	203	x	x	x
Fatalities per 100 MVMT	Total	1.61	1.55	1.57	x	1.52	1.51	pending
	Rural*	2.36	2.25	2.32	x	x	x	x
	Urban*	0.92	0.9	0.94	x	x	x	x
Serious Injuries	State data	17663	16458	16077	16557	15916	15910	pending
<b>Occupant Protection</b>								
Unrestrained Occupant Fatalities (all seating positions)		318	338	301	275	331	328	pending
Observed Seat Belt Use Rate (front seat outboard occupants)		83.1	84.3	84.2	85.9	86.0	86.0	85.9
Number of Grant Funded Seat Belt Citations		x	21808	18152	31276	x	x	46276
<b>Alcohol-Impaired Driving</b>								
Fatalities Involving Driver or mc Opeator with .08+ BAC		223	242	229	220	239	239	pending
Number of Grant Funded Impaired Driving Arrests		x	4407	2948	3971	x	x	3570
<b>Speeding</b>								
Speeding Related Fatalities		213	221	234	189	217	214	pending
Number of Grant Funded Speeding Citations		x	34055	36987	50738	x	x	47955
<b>Motorcyclists</b>								
Number of Motorcycle Fatalities		76	89	108	78	86	86	pending
Number of Unhelmeted Motorcyclist Fatalities		52	65	78	66	63	63	pending
<b>Youth</b>								
Number of Drivers under 21		129	139	115	97	137	136	pending
<b>Pedestrians</b>								
Number of Pedestrian Fatalities		67	50	32	62	50	49	pending
* rural and urban goals not established until 2012								



## PERFORMANCE MEASURES STATUS

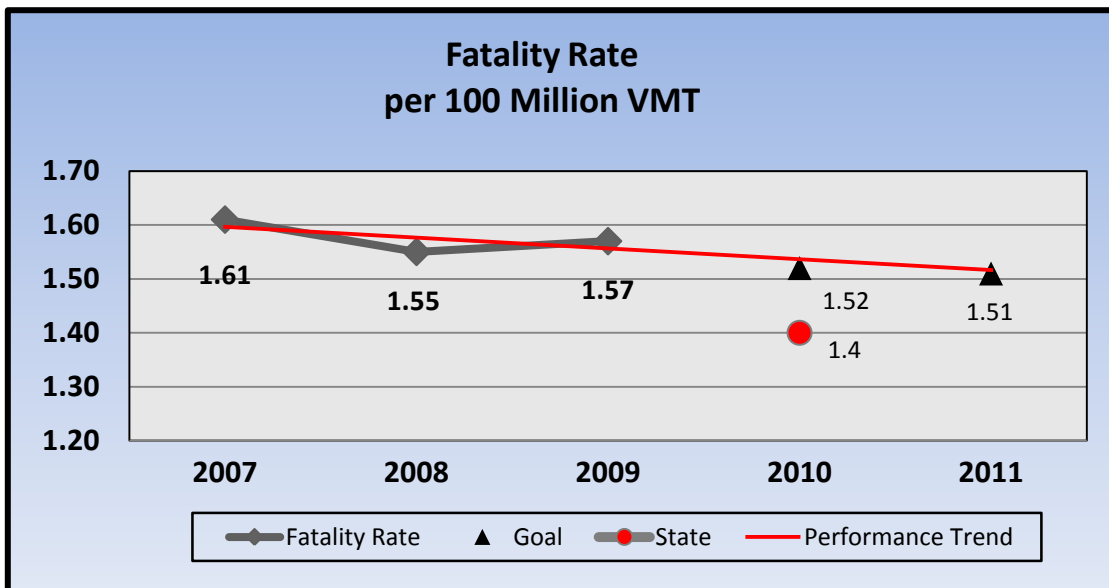
**To reduce the number of traffic fatalities from 750 in 2008 to 726 in 2011.**

Status: Oklahoma is on track to reach our major goal of reducing fatalities in 2011. FARS data indicate the 2010 fatalities were at an all time low of 668 and projections indicate a potential reduction well below the goal of 726 set for 2011.



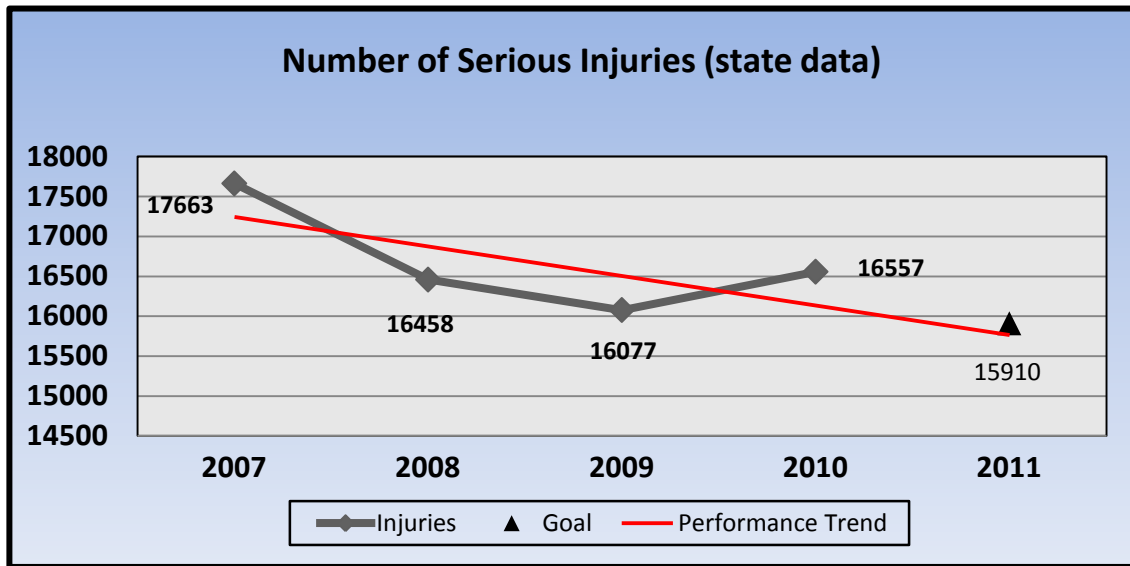
**To reduce the number of fatalities per 100 million vehicle miles traveled  
from 1.55 in 2008 to 1.51 in 2011.**

Status: Although amended FARS data indicate that the mileage rate for 2009 (latest available) is 1.57, the trend line suggests we are on target to reach our goal of 1.51 fatalities per 100 million vehicle miles traveled in 2011. (Unofficial State data indicate a rate of 1.40 for 2010).



To reduce the number of serious injuries from crashes from 16,458 in 2008 to 15,910 in 2011.

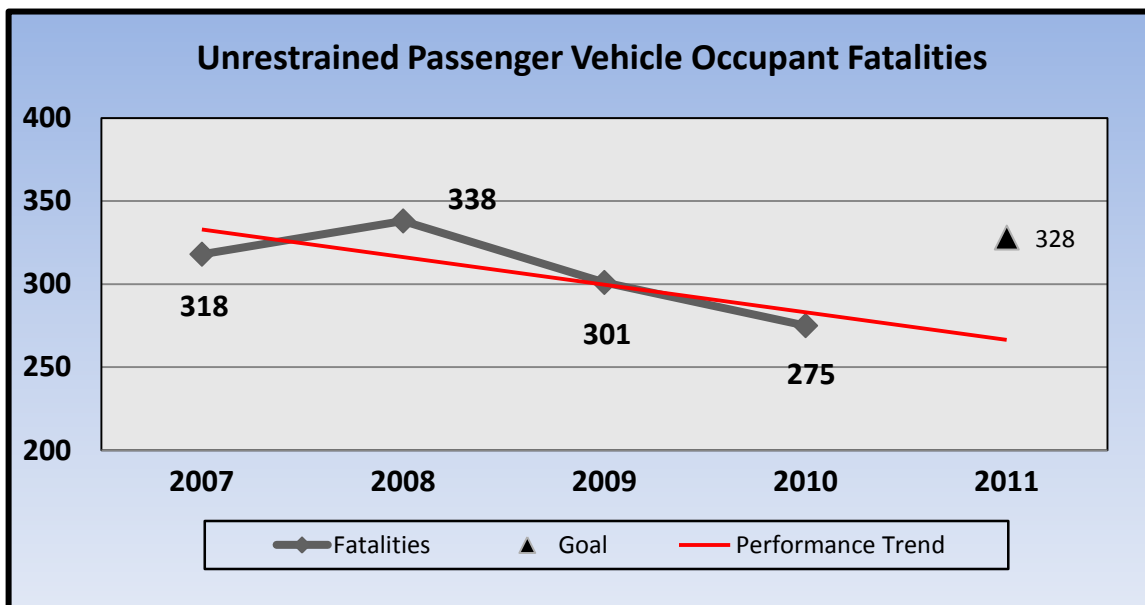
Status: State data for 2011 is incomplete. However data for 2010 indicate that the number of serious injuries from collisions increased somewhat from 2009 to 16,557, falling short of our 2010 goal of 16,130. The trend line suggests we are on track to reach our goal of 15,910 serious injuries for 2011.



### Occupant Protection Benchmarks

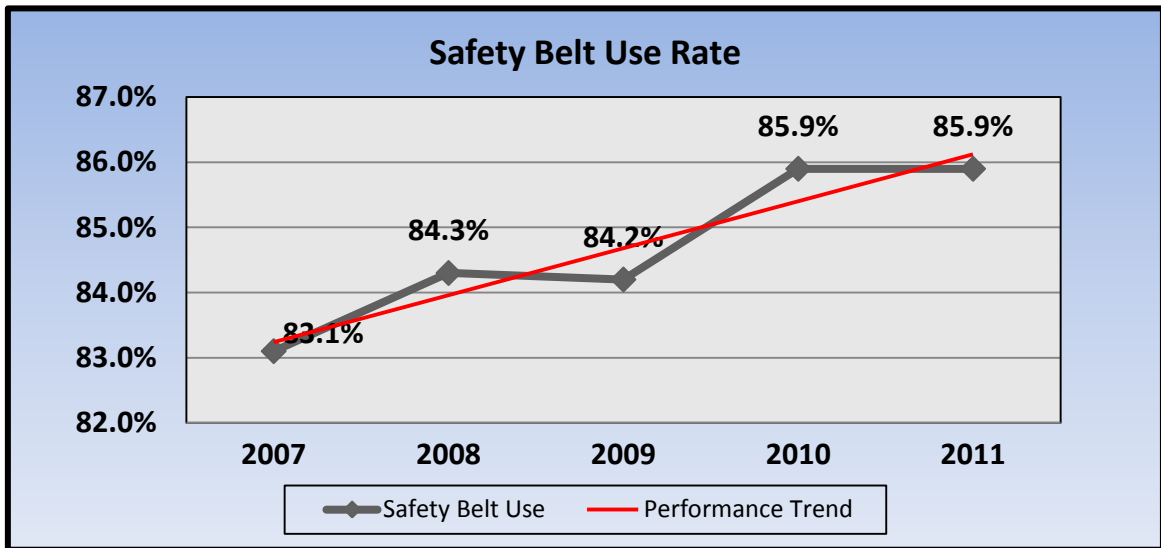
To reduce the number of unrestrained occupant fatalities, all seating positions, from 338 in 2008 to 328 in 2011.

Status: FARS data indicate Oklahoma experienced a significant decrease in unrestrained occupant fatalities in 2010, with 275 compared to 301 for 2009 (-10.9%). The trend line also suggests a continued decrease for 2011, well below our goal projection of 328.



**To increase safety belt use from 85.9% in 2010 to 86% in 2011.**

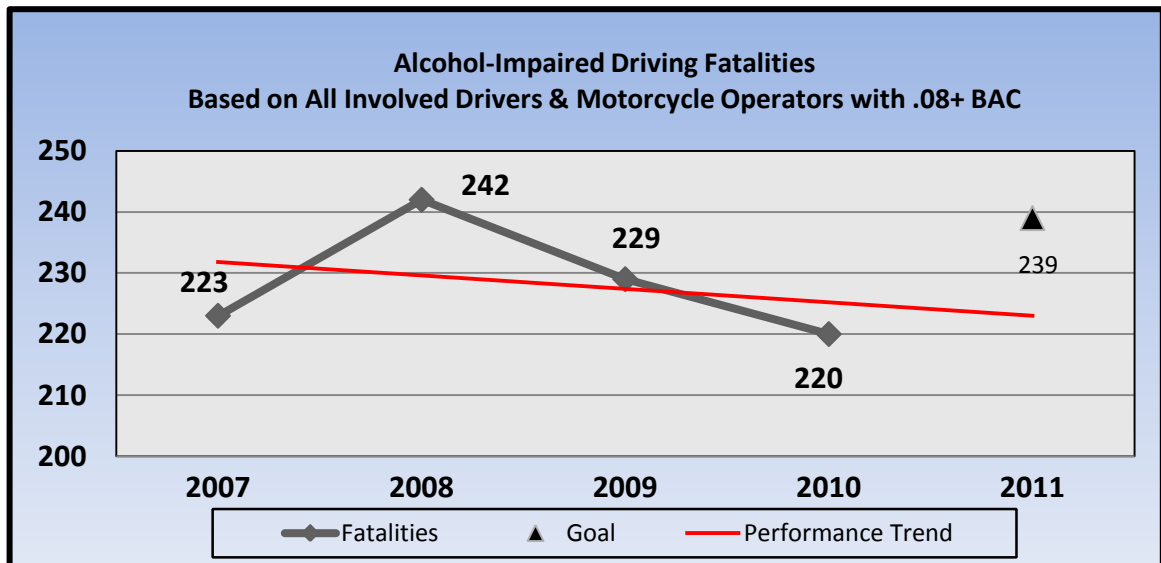
Results: Oklahoma's official seat belt use rate remained static at 85.9% for 2011; as we changed our survey vendor, this static figure denotes a measure of confidence in our use rate measurement. Of significant note, our increased awareness and enforcement efforts in central OK resulted in a significant 3% increase in use in metropolitan Oklahoma City.



**Alcohol / Impaired Driving Benchmark**

**To reduce the number of fatalities involving drivers or motorcycle operators with .08+ BAC from 244 in 2008 (FARS corrected to 242) to 239 in 2011.**

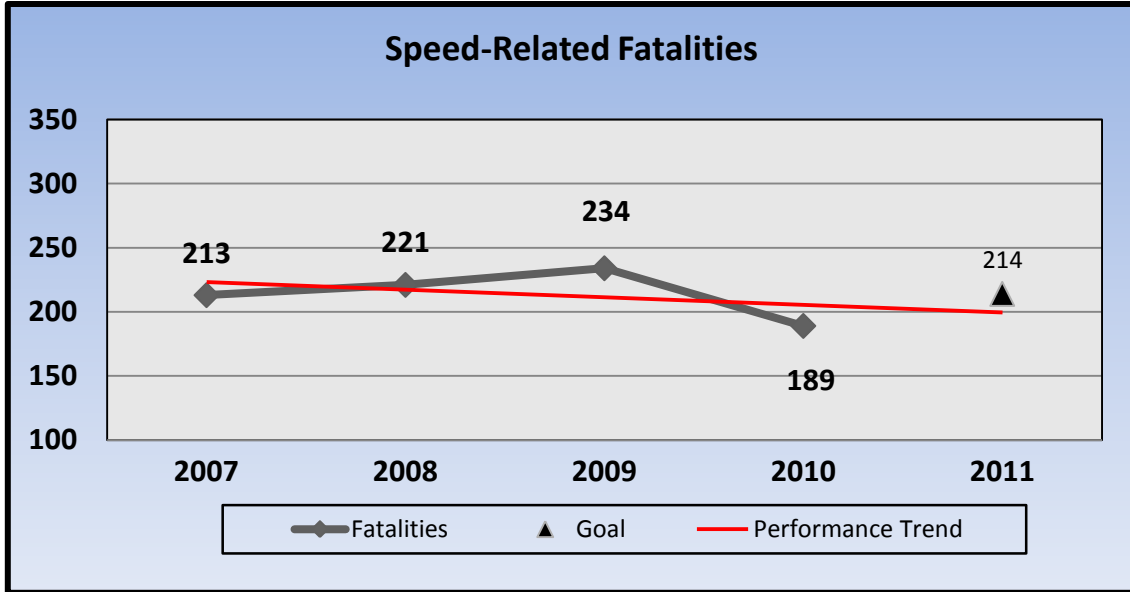
Status: Oklahoma experienced a 3.9% reduction in impaired driving related fatalities in 2010 over 2009. As 220 is well below our 2011 goal of 239, it appears we are on track to exceed our goal for 2011.



## Police Traffic Services/ Speed Benchmarks

To reduce the number of speed related fatalities from 221 in 2008 to 214 in 2011.

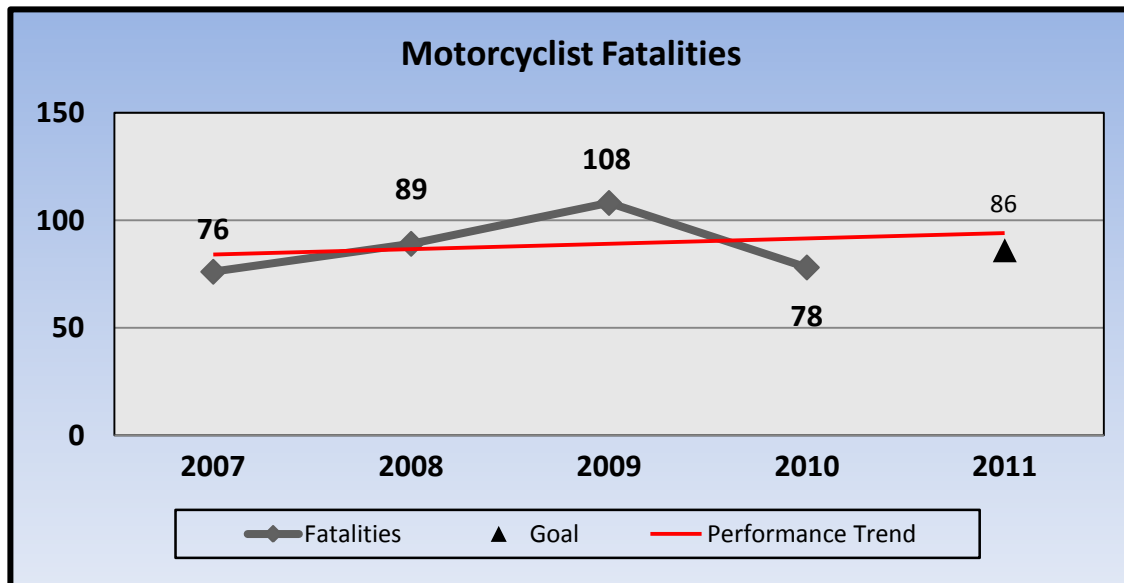
Results: FARS data indicate a significant decrease in speed related fatalities in Oklahoma for 2010. Speed related fatalities decreased from 234 in 2009 to 189 in 2010. As this is well below our goal of 214 set for 2011, it appears we are ahead of schedule for meeting that goal.



## Motorcycle Safety Benchmarks

To prevent an increase in the number of motorcyclist fatalities (86 / FARS corrected to 89) in 2011.

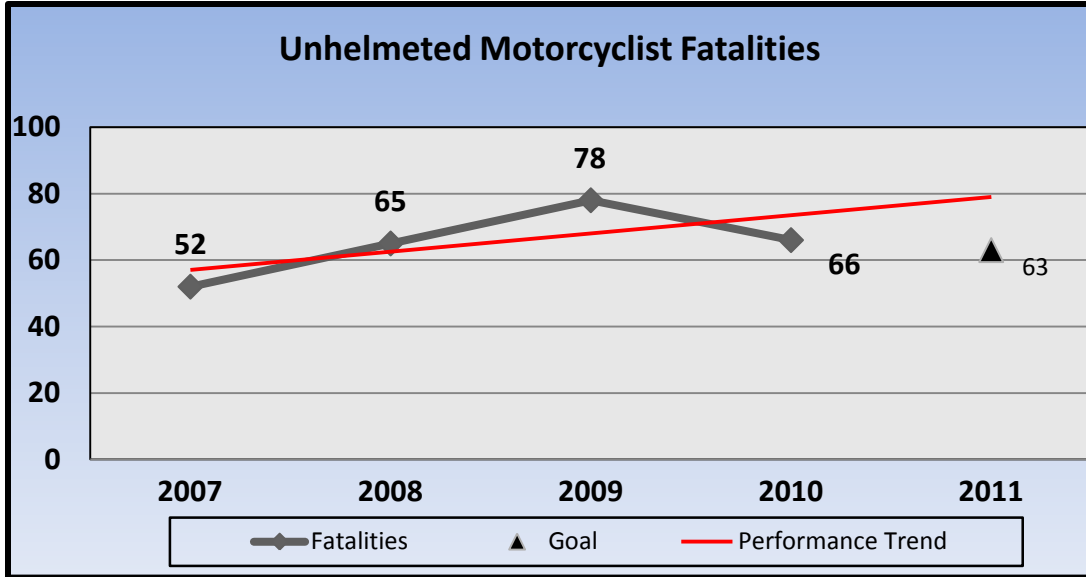
Results: The motorcycle fatality benchmark for 2010 was set using the 2008 number of 86. That number was later revised by FARS to reflect 89. While 2009 saw an increase in fatalities, we experienced a significant reduction to 78 in 2010. As this is well below our goal set for 2011, it appears we are ahead of schedule in meeting that goal.



**To prevent an increase in the number of un-helmeted motorcyclist fatalities**

**[63 in 2008 (FARS corrected to 65) in 2011].**

Results: As with motorcycle fatalities, un-helmeted motorcyclist fatalities increased in 2009, however we experienced a significant decrease for 2010. 66 un-helmeted fatalities in 2010 equates to a 15.4% reduction. As our goal for 2011 was to prevent an increase in the number of un-helmeted fatalities, the trend line suggests we are very close to meeting that goal.

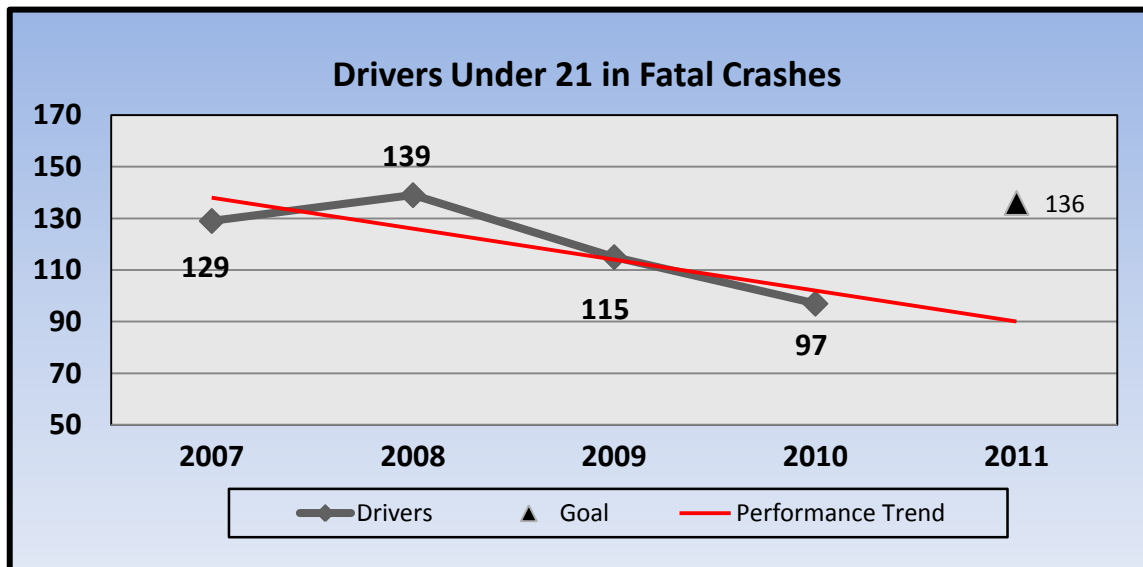


**Youth Safety Benchmark**

**To reduce the number of drivers under age 21 in fatal crashes from**

**140 in 2008 (FARS corrected to 139) to 136 in 2011.**

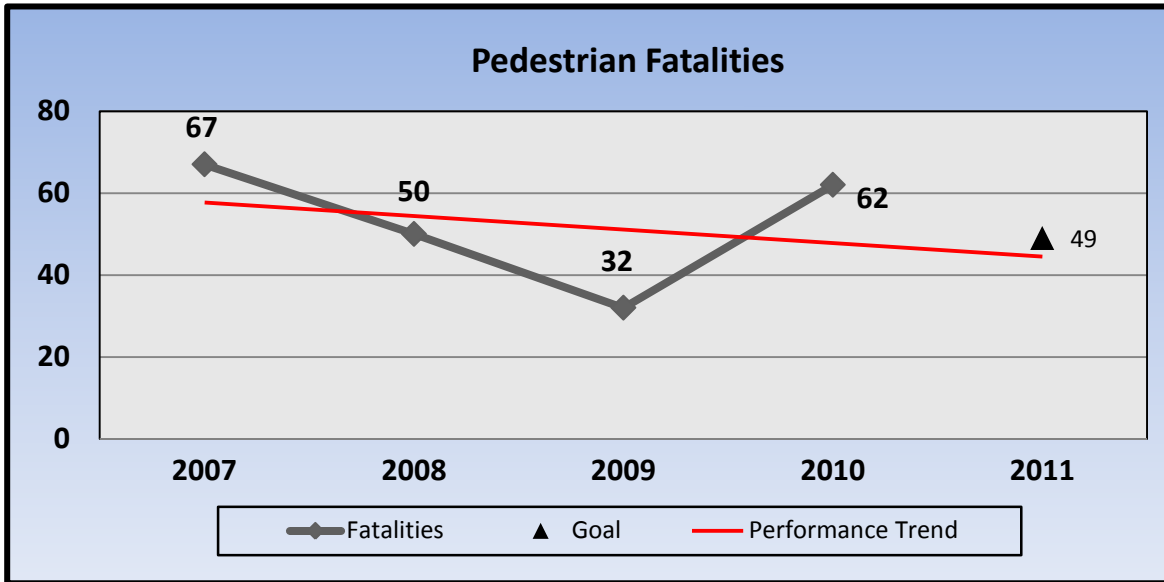
Results: FARS data for 2010 indicate a significant decrease in drivers who are under 21 involved in fatal crashes. The reduction from 115 in 2009 to 97 in 2010 equates to 15.6%. As our goal for 2011 was 136, it appears we are well ahead of schedule in meeting that goal.



## Pedestrian Safety Benchmark

To reduce the number of pedestrian fatalities from 51 in 2008 (FARS corrected to 50) to 49 in 2011.

Results: Pedestrian fatalities dropped dramatically from 50 in 2008 to 31 in 2009. Unfortunately, FARS data indicate we experienced an increase to 62 in 2010. In spite of this increase, the trend line suggests a reduction for 2011, which is in line with our goal of 49. A case by case analysis of these pedestrian fatalities was conducted. Unfortunately, there are no central connects; only multiple, sporadic locations, at varying times and with different causations. We will continue to evaluate potential countermeasures.





## STATEWIDE PROGRAMS OVERVIEW

During FY 2011, the OHSO administered a variety of programs to address our state and national traffic safety priorities. Program areas included Alcohol/ Impaired Driving, Motorcycle Safety, Occupant Protection, Police Traffic Services, Traffic Records and Railroad Highway Crossings. In addition, funds were used for Paid Media. Specific grant funding areas included Sections 406, 408, 410 and 2010. The following programs contributed directly to our overall goal achievements. All budgets reflect original funded amounts. See Final Voucher for final fund source/s and total expenditures for each sub-grantee.

### Alcohol/ Impaired Driving/ Law Enforcement Projects

The latest FARS data indicate that Oklahoma experienced a decrease in the number of impaired driving related fatalities in 2010 (229 in 2009 to 220 in 2010). The projects referenced in this section were implemented in order to address our impaired driving collisions. Together, twelve Oklahoma law enforcement agencies dedicated to impaired driving activities reported 2,363 impaired driving arrests; while total DUI arrests for all funded law enforcement agencies (65) was reported as 3,570. Statewide, including mobilizations, all participating agencies reported a total of 5,352 DUI arrests. Seven additional programs contributed to our efforts by providing education, awareness, chemical testing and alternative sentencing services.

AL LE Agencies	Speed Related	SB/CR	DUI	Other	Total
Blackwell PD	98	39	47	557	741
Blanchard PD	317	52	18	453	840
Canadian County SO	231	176	100	817	1324
Cleveland County SO	7	0	32	599	638
Drumright PD	285	102	38	704	1129
Kay County SO	284	35	62	336	717
Newcastle PD	273	80	17	737	1107
OHP Impaired	1103	10162	1626	13094	25985
Oklahoma County SO	275	67	293	2425	3060
OU PD	29	16	44	203	292
Tahlequah PD	292	196	64	890	1442
Weatherford PD	137	26	22	897	1082
Total	3331	10951	2363	21712	38357

**Project Number:** Multiple  
**Project Title:** Community Impaired Driving Enforcement Programs  
**Agencies:** (12) Blackwell PD, Blanchard PD, Canadian County SO, Cleveland County SO, Drumright PD, Kay County SO, Newcastle PD, Oklahoma Highway Patrol, Oklahoma County SO, OU PD, Tahlequah PD, Weatherford PD  
**Budget:** See Alcohol Budget Summary                      **Section:** 402 and 410

**Description:** Each participating agency conducted aggressive impaired driving enforcement programs using certified officers/deputies working on an overtime basis. Shifts were scheduled at times most likely to detect impaired driving offenses and at locations with a history of such violations. These agencies incorporated active Public Information and Educational programs, by working with local schools, civic groups and various media outlets. The Tulsa County Sheriff's Office was split funded with the minority of their effort directed at impaired driving [See page 15 (PTS) for project description]. OCPD was split funded with equal effort devoted to impaired driving and occupant protection [see pages 13 (OP) for project description].

## Statewide Impaired Driving Projects Supporting Section 410 Grant Program

The Oklahoma Highway Patrol and the Oklahoma County Sheriff's Office provided major impaired driving support and together constituted Oklahoma's statewide Section 410 enforcement component. Together these two agencies reported 1,919 DUI arrests (their total enforcement figures are included in chart above).

**Project Number:** K8-11-03-05-05  
**Project Title:** OHP Statewide Alcohol / Impaired Driving Enforcement  
**Agency:** Oklahoma Highway Patrol  
**Budget:** \$600,000.00                      **Section:** 410

**Description:** The Oklahoma Highway Patrol continued to use experienced Troopers to implement a special statewide overtime traffic enforcement project, focusing on impaired driving violations. Troopers were assigned to work overtime shifts to enforce alcohol-related traffic laws at high-risk locations in all 77 counties. In addition to participation in the DDOLUA crackdown, troopers conducted quarterly High Visibility Enforcement (HVE) activities in January, June, July, and November. OHP officers worked special emphasis programs in support of regional and national traffic safety campaigns as set forth by OHSO and NHTSA. In FY 2011, OHP Troopers made 1,626 DUI arrests and a total of 25,985 enforcement actions.

**Project Number:** K8-11-03-08-04  
PT-11-03-15-04  
**Project Title:** Oklahoma County Alcohol / Impaired Driving Enforcement  
**Agency:** Oklahoma County Sheriff's Office  
**Budget:** \$110,500.00                      **Section:** 410  
\$89,500.00                      **Section:** 402

**Description:** This overtime traffic enforcement project involved Oklahoma County patrol and traffic deputies working overtime shifts targeting underage access to alcohol and impaired driving. Efforts were focused on those areas and locations as directed by the Project Director based upon review of crash reports, arrest reports and citizen complaints. A public information and education effort was implemented to increase awareness concerning highway safety. A full-time deputy was employed to operate the Crash Court / Rollover Simulator program. This deputy traveled across the State in an effort to encourage seat belt use and provide additional traffic enforcement. The Crash Court program was presented in schools in the Oklahoma County area to educate young people on the consequences of impaired driving. In addition to participation in the DDOLUA crackdown, deputies conducted quarterly High Visibility Enforcement (HVE) activities in January, June, July, and November. For FY 2011, Oklahoma County deputies made 293 DUI arrests and 3,060 total enforcement actions.

### Other Alcohol/ Impaired Driving Projects

**Project Number:** AL-11-02-01-15  
**Project Title:** Tulsa Community Services Council CRASHs Court  
**Agency:** Tulsa Community Services Council  
**Budget:** \$75,000.00                      **Section:** 402

**Description:** The goal of the CRASHs Court project was to prevent underage drinking and impaired driving. Community initiatives targeting underage drinking have been highly effective when implemented and systematically evaluated as part of a community-wide approach. This is a technical assistance project which was intended to increase statewide awareness and interest in replication of the innovative CRASHs Court program successfully implemented in Tulsa County. The project met or exceeded all milestones for FY 2011.

**Project Number:** AL-11-02-02-08  
**Project Title:** District Attorneys Council Traffic Safety Resource Prosecutor (TSRP)  
**Agency:** Oklahoma District Attorneys Council  
**Budget:** \$110,000.00                      **Section:** 402

**Description:** Through this project, continuing professional education was made available to new assistant district attorneys. The purpose of the education was to improve their ability to effectively prosecute complex traffic safety violations, such as vehicular homicide, felony drunk driving, and others. The project provided a dedicated liaison between the State's prosecutors and the traffic safety community to work for better coordination in prosecuting traffic safety violations. A comprehensive newsletter was distributed to keep The TSRP prepared written material, conducted seminars and provided legal assistance to Oklahoma prosecutors and law enforcement personnel with regard to traffic safety and exceeded all activity milestones.

**Project Number:** AL-11-02-03-11  
**Project Title:** Norman PD Drug Recognition Expert (DRE) Program  
**Agency:** Norman Police Department  
**Budget:** \$35,000.00                      **Section:** 402

**Description:** The Norman Police Department conducted a Drug Recognition Expert (DRE) school in accordance with published federal guidelines and curriculum, which consisted of nine days classroom instruction, hands-on drug evaluation training, and a final exam. Students were from a variety of different law enforcement agencies across the State of Oklahoma. The Project Director coordinated the class with the Oklahoma Highway Safety Office and the State Board of Tests for Alcohol and Drug Influence. Each student successfully completing the course was granted DRE certification.

**Project Number:** AL-11-02-04-10  
**Project Title:** Oklahoma Association of Chiefs of Police ARIDE  
**Agency:** Oklahoma Association of Chiefs of Police (OACP)  
**Budget:** \$61,947.00                      **Section:** 402

**Description:** In order to reduce the number of crashes, injuries, and deaths caused by impaired driving in Oklahoma, the Oklahoma Association of Chiefs of Police provided Advance Roadside Impaired Driving Enforcement (ARIDE) training courses as developed by NHTSA to law enforcement officers statewide. In addition to Standard Field Sobriety Testing (SFST) training, this course provided officers with more advanced skills in recognizing signs and symptoms of alcohol and other drug impairments. This proactive approach, along with training in description and documentation of observations, promoted officers' confidence and increase enforcement actions related to impaired driving.

**Project Number:** K8-11-02-02-02  
**Project Title:** OU State Judicial Educator  
**Agency:** University of Oklahoma Continuing Legal Education  
**Budget:** \$75,000.00                      **Section:** 410

**Description:** The goal of the State Judicial Educator (SJE) project was to educate members of the judiciary on impaired driving issues. The SJE staff successfully conducted a statewide judicial conference where training was provided to judges, and other members of the court on issues relating to the adjudication of impaired drivers. Topics included sentencing, clinical assessment, case management strategies, evaluation of outcomes and treatment options. This project also produced and distributed a quarterly newsletter regarding impaired driving issues and maintained a statewide Judicial Education Consortium list.

**Project Number:** K8-11-05-02-03  
**Project Title:** OSBI Impaired Driving  
**Agency:** Oklahoma State Bureau of Investigation  
**Budget:** \$73,245.00                      **Section:** 410

**Description:** A full-time technician/chemist was employed to operate the GC/MSD (gas chromatograph/mass selective detector) analysis machine. He devoted 100% of his/her time to the analysis of blood samples submitted to the OSBI laboratory for the prosecution of drug impaired driving cases. The services of the skilled technician provided an efficient, timely analysis, resulting in increased prosecution rates and fewer plea agreements. The project resulted in a significant decrease in the amount of time required to process blood alcohol cases.

**Project Number:** AL-11-05-02-00  
**Project Title:** Impaired Driving Public Attitude Survey  
**Agency:** OHSO  
**Budget:** \$10,000.00                      **Section:** 402

**Description:** OHSO contracted with an appropriate party to conduct a survey of the attitudes of Oklahomans regarding impaired driving issues. The intent of this survey was to determine support for current and past efforts and to gauge the nature of potential resistance in order to design future programs. The results of the survey were reported in the FY 2012 Highway Safety Plan.

### **Motorcycle Safety**

Motorcycle fatalities and un-helmeted fatalities decreased significantly in Oklahoma in 2010, according to FARS data. Motorcyclist fatalities dropped 27.7% from 108 in 2009 to 78 in 2010. Un-helmeted fatalities decreased 15.4% from 78 in 2009 to 66 in 2010. As our goal for motorcycle fatalities for 2011 was 86, it appears we are ahead of schedule in meeting that goal.

**Project Number:** K6-11-02-01-05  
**Project Title:** Edmond Motorcycle Safety Program  
**Agency:** Edmond Police Department  
**Budget:** \$58,400.00                      **Section:** 2010

**Description:** The OHSO and the Edmond Police Department worked together in the development of a two phase program consisting of : 1) a Motorcycle Awareness Program that provided public awareness, public service announcements, and other outreach programs to enhance driver awareness of motorcyclists, such as the "share-the-road" safety messages developed using Share-the-Road model language; and 2) the expansion and delivery of a Motorcyclist Safety Training Curricula for the purpose of educating motorcycle riders in safe operation of motorcycles. This project exceeded all projections for FY 2011 and instructional requests continue to be received from locations across the state.

## Occupant Protection

According to FARS, Oklahoma’s unrestrained occupant fatalities decreased 8.6% from 301 in 2009 to 275 in 2010. That number surpasses our goal of 331 set for 2010 and 328 set for 2011. Our official use rate survey for 2011 indicated no change from 2010; it remained at 85.9%. In 2011, Oklahoma changed vendors for our survey and the static figure provides confirmation that our survey method has been consistent. In 2011, we increased our efforts in central Oklahoma and funded 13 agencies as occupant protection enforcement projects. As a result of this multi-agency approach and work by our Occupant Protection Coordinator, the metropolitan Oklahoma City rate increased by 3.0% to 88.1%. We believe our continued focus on occupant protection activities in central Oklahoma in FY 2012 will again result in increased use rates in that area.

### Law Enforcement Community Occupant Protection Programs

FY 2011 OP Agencies					
Agency	Speed Related	SB/CR	DUI	Other	Total
Bethany PD	105	1451	1	725	2282
Durant PD	32	1806	0	407	2245
Forest Park PD	50	365	4	139	558
Guthrie PD	184	397	1	455	1037
Lawton PD	2040	867	4	1687	4598
Logan County SO	328	772	1	81	1182
Midwest City PD	304	3292	15	2840	6451
Moore PD	0	4679	0	0	4679
Norman PD	480	2012	2	1306	3800
OCPD	674	5249	615	3560	10098
Purcell PD	88	1389	1	109	1587
Warr Acres PD	72	642	1	126	841
Yukon PD	193	1239	0	502	1934
<b>Total</b>	<b>4550</b>	<b>24160</b>	<b>645</b>	<b>11937</b>	<b>41292</b>

**Project Number:** Multiple (13)  
**Project Name:** Community Law Enforcement Occupant Protection Programs  
**Agency:** Bethany PD, Durant PD, Forest Park PD, Guthrie PD, Lawton PD, Logan County SO, Midwest City PD, Moore PD, Norman PD, OCPD, Purcell PD, Warr Acres PD, Yukon PD  
**Budget:** See Budget Summary

**Description:** In an effort to increase seat belt use rates statewide, OHSO provided funding to a number of select communities where seat belt use rates are below the statewide average. Law enforcement officers in those communities enforced occupant protection laws and issued written contacts to violators. Seat belt checkpoints and seatbelt enforcement zones were among the tactics used to increase belt use. Officers worked special emphasis in support of regional/national traffic safety campaigns as set forth by OHSO and NHTSA. Each community was required to conduct pre and post program surveys in order to gauge the effectiveness of their programs. These LE agencies reported initiating 41,292 enforcement actions, including 24,160 occupant protection contacts.

## Other Occupant Protection Improvement Programs

Safe Kids Oklahoma Incorporated and Tulsa Safe Kids worked diligently to improve the number of certified CPS trained technicians in our state. Jointly, those organizations conducted 134 Check-up events, distributed 3,855 car seats and conducted 13 sanctioned Technician certification and re-certification courses and checked 3,005 car seats. Both programs exceeded project benchmarks for training and inspection activities.

**Project Number:** OP-11-02-01-13  
**Project Title:** Safe Kids OK CPS Statewide Project  
**Agency:** Safe Kids Oklahoma, Inc.  
**Budget:** \$260,500.00                      **Section:** 402

**Description:** Safe Kids Oklahoma, Inc., as part of a statewide Child Passenger Safety (CPS) program, promoted CPS efforts directed toward the central and western half of the state, generally speaking, provided CPS services such as car seat checkup events, discounted car seats to low income families, fitting stations, CPS training, and CPS public education. Safe Kids Oklahoma coordinated program activities with Safe Kids Tulsa to ensure statewide program coverage.

**Project Number:** OP-11-02-02-11  
**Project Title:** Safe Kids Tulsa CPS Statewide Project  
**Agency:** Safe Kids Tulsa/St. Francis Hospital  
**Budget:** \$39,500.00                      **Section:** 402

**Description:** The Tulsa Safe Kids Coalition and St. Francis Hospital, as part of a statewide Child Passenger Safety (CPS) program, promoted CPS efforts directed toward the eastern half of the state, generally speaking, provided CPS services such as car seat checkup events, discounted car seats to low income families, fitting stations, CPS training, and CPS public education. Safe Kids Tulsa coordinated program activities with Safe Kids Oklahoma to ensure statewide program coverage.

**Project Number:** OP-11-05-01-00  
**Project Name:** UCO Occupant Protection Survey  
**Agency:** University of Central Oklahoma  
**Budget:** \$56,000.00                      Section 402

**Description:** The University of Central Oklahoma conducted a statewide observational survey of safety belt and child restraint usage at 100 locations across the state during the summer of 2011. The design was a random probability sample based on population and average daily vehicle miles traveled (DMVT). The study included a statewide multistage, area sample of roadway segments and local roadway intersections. Results were consistent with previous studies.

**Project Number:** OP-11-05-02-00  
**Project Name:** OP Attitude Survey  
**Agency:** OHSO  
**Budget:** \$10,000.00                      Section 402

**Description:** OHSO contracted with Brother's and Company to provide a statewide occupant protection survey, using NHTSA/GHSA questions, to evaluate attitudes of Oklahomans regarding occupant protection, speeding and impaired driving issues. The survey results were discussed in the FY 2012 Highway Safety Plan.

## Police Traffic Services/ Speed Enforcement Programs

The Oklahoma Highway Safety Office funded 29 agencies under the Police Traffic Services program area to provide general traffic law enforcement. All agencies were required to conduct public information and educational activities along with their enforcement efforts. Many of those agencies conducted underage drinking prevention operations and all supported NHTSA's national goals and law enforcement mobilizations. Some agencies received split funding sources to address specific secondary community issues. These agencies played a major role in law enforcement support for both national mobilizations during 2011.

Both overall fatalities and those caused by excessive speed are down for 2010. We experienced a 19.2% decrease in speed related fatalities from 234 in 2009 to 189 in 2010. This is well below our goal of 217 set for 2010 and 214 for 2011. As indicated in the following chart, the 29 PTS agencies report 22,549 speeding related contacts and 50,347 total enforcement actions. 11 Speed Management agencies reported 17,445 speed related contacts and 27,202 total enforcement actions.

All 65 funded agencies reported a total of 47,955 speed contacts and 155,623 other enforcement actions. Law enforcement agencies participating in both statewide mobilizations reported an additional 46,489 speeding contacts. Together, all participating LE agencies reported a total of 94,444 speeding contacts for 2011. We believe their efforts contributed significantly to the reduction in fatalities and speed related fatalities for 2011.

**Project Number:** Multiple  
**Project Name:** See Tables  
**Agency:** Multiple  
**Budget:** See Final Voucher

**Description:** Police Traffic Services projects are intended to address a variety of traffic safety issues at the local level. The law enforcement agencies listed in this section have identified a number of traffic collision problems within their jurisdictions and have proposed strategies to address them. These programs include the use of commissioned officers, working overtime shifts to target high collision areas and to focus their enforcement efforts on specific causation violations. Each participating agency was required to support NHTSA's goals and to support both major national mobilizations, including "Click It or Ticket" and the impaired driving crackdown, "Drunk Driving. Over the Limit. Under Arrest." In addition to sustained High Visibility Enforcement efforts, these agencies committed to an active Public Information and Educational component. While all agencies identified as Police Traffic Services contracts addressed speed management within their projects, eleven communities requested assistance with a defined speed management problem. Those communities are listed in the chart on page 16.

(See Final Reimbursement Voucher for details of each agencies budget and expenditures)

2011 PTS LE Activity					
Agency	Speed Related	SB/CR	DUI	Other	Total
Ada PD	251	741	16	559	1567
Atoka PD	1054	160	14	795	2023
Calera	542	37	17	838	1434
Collinsville PD	174	183	6	860	1223
Coweta PD	203	446	7	288	944
Delaware County SO	945	264	10	680	1899
Enid PD	2416	1557	22	790	4785
Eufaula PD	181	176	13	350	720
Grove PD	1160	295	0	719	2174
Henryetta PD	312	143	4	622	1081
Hugo PD	831	134	1	812	1778
McIntosh County SO	194	41	21	440	696
Muldrow PD	257	376	2	257	892
Osage County SO	578	26	14	642	1260
OSU PD	892	354	94	2244	3584
Ponca City PD	487	330	0	731	1548
Pott County SO	927	211	15	302	1455
Rogers County SO	342	99	1	269	711
Sallisaw PD	179	423	24	580	1206
Sand Springs PD	544	891	9	1115	2559
Seminole County SO	471	27	3	185	686
Shawnee PD	335	606	5	685	1631
Skiatook PD	1361	232	23	636	2252
<i>Tulsa County SO*</i>	3211	377	108	500	4196
Tulsa PD	1657	75	2	290	2024
Wagoner County SO	1126	181	12	65	1384
Washington County SO	1659	123	4	107	1893
Wilburton PD	67	70	7	664	808
Yukon PD	193	1239	0	502	1934
<b>Total</b>	<b>22549</b>	<b>9817</b>	<b>454</b>	<b>17527</b>	<b>50347</b>
* Split funded 402/410					

2011 SE Agencies					
Agency	Speed Related	SB/CR	DUI	Other	Total
Bixby PD	2449	522	12	1133	4116
Broken Arrow PD	1656	188	10	635	2489
Edmond PD Speed	2624	489	7	1572	4692
Idabel PD	533	84	3	312	932
Madill PD	1460	126	3	689	2278
McAlester PD	1495	7	5	177	1684
Minco PD	481	7	2	210	700
Owasso PD	3560	607	33	823	5023
Piedmont PD	806	32	1	106	945
Sapulpa PD	1689	486	10	1239	3424
Wewoka PD	692	37	18	172	919
<b>Total</b>	<b>17445</b>	<b>2585</b>	<b>104</b>	<b>7068</b>	<b>27202</b>



## Other Police Traffic Services Programs

**Project Number:** PT-11-03-14-04 / K8-11-03-06-04  
**Project Title:** OHP Regional LEL Project  
**Agency:** Department of Public Safety / OHP  
**Budget:** \$389,472.00                      **Section:** 402  
\$33,793.00                                      410

**Description:** The OHP LEL's continued their efforts to support the national highway safety goals to reduce motor vehicle related collisions, and to provide assistance to local law enforcement as it concerns traffic enforcement. Public information and education events along with media releases were used to inform the public of traffic safety issues. In addition, the OHP LEL's conducted visits with local law enforcement agencies in support of National Highway Safety initiatives including the "Click-It or Ticket" mobilization and the "Drunk Driving – Over the Limit, Under Arrest" crackdown, and will assist in post-mobilization activity reporting. Troopers made approximately 2,400 contacts with LE agencies, coordinated 468 traffic safety events and scheduled or assisted in 261 community PI&E activities. We believe their efforts in support of local traffic law enforcement contributed to the achievement of our goal to reduce fatalities in 2011.

**Project Number:** K4PT-11-02-01-02  
**Project Title:** Alive at 25  
**Agency:** Oklahoma Safety Council  
**Budget:** \$20,000.00                      **Section:** 402

**Description:** The Oklahoma Safety Council provided Alive at 25 train-the-trainer instruction to 26 participants in the Tulsa and OKC areas. This community based program, targeting the 16 to 25 age group, was designed to lower the accidental death rate due to poor decision making including bad driving habits, drinking and driving, lack of seat belt use, and others. Unfortunately, the program fell short of their benchmark of establishing 13 new programs and for teaching 5200 students, but have plans for addressing the shortfall for 2012.

## Traffic Records Benchmarks

The Traffic Records benchmarks were either achieved or partially achieved providing significant improvements to the timeliness and accuracy of collision reports and citations. Projects responsible for meeting our Traffic Records Benchmarks are described following the goal recap.

- Provide significant improvements in the timeliness and accuracy of crash records by making TraCS available on a statewide basis for non-OHP agencies by May 2011.

Status: Partially Achieved. Pilot agencies were selected and testing began in FY 2012.

- Develop and deploy e-citation system for use by OHP troopers in selected counties by December 2010.

Status: Achieved. District Courts, statewide are receiving e-citations from OHP.

- Deploy the internet based online Collision Reporting System (CRS) by March 1, 2011 (pilot testing only).

Status: Achieved. Pilot testing has proven successful in multiple agencies.

- Improve the capabilities of crash data users by releasing an improved version of the ODOT's SAFE-T crash analysis software utilizing lat/long data by June 2011.

Status: Achieved. New version released. Lat/Long capabilities significantly improved.

## Traffic Records Improvement Projects

**Project Number:** K9-11-06-01-05  
**Project Title:** State Data Linkage Project  
**Agency:** Oklahoma State Health Department  
**Budget:** \$100,154.00    **Section:** 408

**Description:** This cooperative agreement with the Oklahoma State Department of Health provided support for data linkage projects through the continuation of a data linkage network of linked crash and injury data. It facilitated access to data for support of NHTSA affiliated research priorities. Through the network, Oklahoma produced series of standardized reports and fact sheets useful within the traffic safety and injury prevention communities at state, local and national levels. This year those reports included linking OKEMSIS for work related motor vehicle fatalities and ATV related injuries.

**Project Number:** K9-11-06-02-05  
**Project Title:** State Data Improvement Project  
**Agency:** Oklahoma State Health Department  
**Budget:** \$137,049.00    **Section:** 408

**Description:** This cooperative agreement with the Oklahoma State Department of Health provided support for data linkage projects through the continuation of a data linkage network of linked crash and injury data. It facilitates access to data for support of NHTSA affiliated research priorities. Through the network, OSDH developed, produced and published a series of standardized reports and fact sheets useful within the traffic safety and injury prevention communities at state, local and national levels. This year EMS increased their data field matches to 83.6%, exceeding their goal of increasing from 60% to 80%.

**Project Number:** K9-11-06-04-08  
**Project Title:** OU Crash Reporting & Analysis  
**Agency:** University of Oklahoma  
**Budget:** \$64,879.00    **Section:** 408

**Description:** This project continued the partnership between the OHSO, ODOT and the University of Oklahoma ITS Lab for the on-going enhancement of a user-friendly interactive software package for reporting and analyzing roadway data. The program is also a tool for making recommendations and predicting probability of various construction and highway enhancement projects. FY2011 enhancements included improved analysis and reporting capabilities. Large amounts of geo-spatial data for city street collisions were developed and imported to allow for better location tracking and mapping features. The SAFE-T system was relocated to a new server, resulting in greatly improved system performance.

**Project Numbers** K9-11-06-03-04  
**Project Title:** DPS TraCS / Traffic Records Support  
**Agency:** Oklahoma Dept of Public Safety  
**Budget:** \$105,065.00    **Section:** 408

**Description:** This multifaceted project involved the continued implementation and enhancement of the Traffic and Criminal Software (TraCS) mobile data collection system. This project provided: technical support training and equipment for improving Oklahoma traffic records and on-line crash reporting systems, personnel to provide extended services and support and continued training and equipment for those using the TraCS system.

**Project Number:** K9-11-06-05-05  
**Project Title:** OU Software Development & Integration Project  
**Agency:** University of Oklahoma  
**Budget:** \$234,573.00    **Section:** 408

**Description:** This project allowed for the University of Oklahoma School of Electrical & Computer Engineering to provide technical expertise and assistance to the Department of Public Safety (DPS) to improve the State's traffic records system by automating many of the processes by which data is collected, processed and maintained – specifically those related to the implementation of a Mobile Data Collection System (TraCS). For FY 2011 the project impacted collision and citation reporting goals, developed the PARIS software to replace the externally supports TraCS system, refined and supported the internet based crash reporting system, CRS. LOHP TraCS users submitted collision reports to DPS within one day of completion and supervisory approval. Citations are transmitted to the Administrative Office of the Courts within 30 days of issuance.

### **Railroad Safety Benchmark**

Oklahoma has experienced a steady reduction in train involved fatalities since 2006 when we experienced a high of 15 fatalities. State data for 2008 indicate 8 fatalities and 24 injuries and 2009 reports indicate 4 fatalities and 25 injuries. 2010 remained relatively static with 4 fatalities and 22 injuries reported.

### **Railroad Safety Project**

**Project Number:** K4RH-10-02-02-06  
**Project Title:** Operation Lifesaver Railroad Safety Program  
**Agency:** Oklahoma Operation Lifesaver  
**Budget:** \$30,000.00    **Section:** 406

**Description:**

Oklahoma Operation Lifesaver conducted activities designed to promote passenger vehicle and pedestrian safety at railroad grade crossings statewide. The activities included conducting training classes for presenters, teaching GCCI (Grade Crossing Collision Investigation) to law enforcement, making railroad safety presentations statewide to a variety of groups, and working with local communities to improve rail grade crossing safety. Operation Lifesaver used paid media as well as earned media to promote its safety program. OOL trained 10 additional presenters, made 675 presentations and generated 12 PI&E activities.



## CERTIFICATIONS AND ASSURANCES

### 2011 National Safety Belt and Impaired Driving Mobilizations

The Oklahoma Highway Safety Office continued active support for both national mobilizations. We awarded grants to 65 law enforcement agencies across the state for traffic law enforcement services. Each award required participation in both mobilizations; Click It or Ticket and Drunk Driving. Over the Limit. Under Arrest. In addition, we continued our project with the Oklahoma Highway Patrol to provide five OHP Troopers to serve as Law Enforcement Liaisons. These liaisons contacted every law enforcement agency in Oklahoma in order to gain support for the mobilizations. We also continued our mobilization incentive awards program in order to attract additional law enforcement participants. In each mobilization, six agencies received \$4,000.00 awards for their participation. Results of the two mobilizations follow:

<b>2011 Click It or Ticket Mobilization</b>			
<b>Participating Agencies</b>	232	<b>Media Results</b>	
City/Town	170		
County Sheriffs	30	<b>Earned Media</b>	
Highway Patrol Troops	22	Press Conferences Held	5
Other Police	10	Television News Stories	29
		Radio News Stories	21
		Print News Stories	131
<b>Activity</b>		<b>Paid Media</b>	
Checkpoints Held	284		
Hours of Enforcement	83736	TV Ads	\$47,821.00
Seat Belt Violations	10718	Radio Ads	\$16,229.05
Child Seat Violations	555	Billboards	\$ 0
DUI Arrests	630	Other Ads	\$ 0
Felony Arrests	406	Total	\$64,050.05
Stolen Vehicles Recovered	38		
Fugitives Apprehended	405		
Suspended DL Violations	1384		
No Insurance Violations	3236		
Speeding Violations	17225		
Reckless Driving Violations	126		
Drug Arrests	442		
Other Violations	14800		

<b>2011 Drunk Driving. Over the Limit. Under Arrest</b>			
<b>Participating Agencies</b>		<b>Media Results</b>	
City/Town	186		
County Sheriffs	35	<b>Earned Media</b>	
Highway Patrol Troops	22	Press Conferences Held	5
Other Police	11	Television News Stories	92
	Total	Radio News Stories	35
		Print News Stories	152
<b>Activity</b>		<b>Paid Media</b>	
Checkpoints Held	267		
Hours of Enforcement	40792	TV Ads	\$ 105,173.90
Seat Belt Violations	3791	Radio Ads	\$ 44,638.43
Child Seat Violations	389	Billboards	\$ 28,128.54
DUI Arrests	1095	Other Ads	\$ 50,050.00
Felony Arrests	536	Total	\$ 227,990.87
Stolen Vehicles Recovered	40		
Fugitives Apprehended	402		
Suspended DL Violations	1418		
No Insurance Violations	23305		
Speeding Violations	18267		
Reckless Driving Violations	189		
Drug Arrests	557		
Other Violations	15867		

### **Sustained Enforcement of Impaired Driving, OP, and Speed Statutes**

In addition to support for the two national mobilizations, during 2011, the Oklahoma Highway Safety Office supported programs to ensure sustained efforts with regard to enforcement of impaired driving, occupant protection and speed statutes. Grant agreements with 65 law enforcement agencies resulted in a significant number of enforcement hours and resulting activities.

Statewide impaired driving enforcement was the responsibility of the Oklahoma Highway Patrol. That agency, using OHSO overtime funding, devoted 14,773 hours to overtime impaired driving enforcement! Those hours resulted in 1,626 DUI arrests, 1,103 speeding contacts, 10,162 occupant protection contacts and an additional 13,094 other traffic related contacts.

The Oklahoma City Police Department devoted 6,442 hours to overtime enforcement resulting in 615 impaired driving arrests, 674 speed related contacts, 5,249 seat belt/CR contacts and 3,560 other traffic related contacts.

The Oklahoma County Sheriff's Office conducted 3,472 hours of OHSO funded impaired driving and general traffic safety overtime enforcement. Those hours resulted in 3,060 traffic contacts, including 275 DUI arrests and 593 underage drinking prevention compliance checks (from 917 hours of underage drinking prevention checks).

In northeastern Oklahoma, the Tulsa Police Department, using OHSO overtime funds, worked 1,735 hours of overtime enforcement, resulting in 2,024 enforcement actions, including 1,657 speed related contacts, 75 seat belt/ CR contacts, and 1,383 other traffic related contacts.

While these four agencies represented the largest OHSO contract agencies, an additional 61 contract agencies conducted sustained enforcement of impaired driving, speeding and occupant protection laws. This is in addition to the number of agencies reported as participating in both national mobilizations.

### **Conduct Annual Safety Belt Survey**

The Oklahoma Highway Safety Office continues to monitor the results of our statewide efforts to increase the percentage of people using seat belts and child restraints. This year's study was conducted by the University of Central Oklahoma. Oklahoma's use rate remained unchanged from 2011 at 85.9%. However, with increased attention to central Oklahoma, the metropolitan Oklahoma City area experienced a 3.0% increase over 2010. The survey was consistent with previous studies and was in compliance with NHTSA's standards for such surveys.

### **Develop Statewide Data Systems**

The Oklahoma Highway Safety Office continues its efforts to further develop statewide data systems to provide timely and effective data analysis for allocation of highway safety resources. We are seeing significant results for FY 2011. The Oklahoma Traffic Records Council continues to address their previously established long term goals, based on the Traffic Records Assessment conducted in November 2009. See Traffic Records Benchmarks and 408 Section for specific program information.

## **Special Grant Funding Areas 406/ 408/ 410/ 2010**

(See FY 2011 Final Reimbursement Voucher for details of expenditures)

### **Section 406 Safety Belt Performance Grant**

The OHSO qualified for Section 406 funding. The funds were used to support program management staff, advertising, data, motorcycle safety and law enforcement activities. External programs which were funded, either all or in part, with Section 406 were:

#### **406 FUNDS**

- DPS TraCS Training/Equipment
- DPS TraCS/Traffic Records Support (GALT)
- Iowa DOT for TraCS
- Learfield - OSU
- Learfield - Tulsa Golden Hurricane
- National Guard Motorcycle Safety Program
- OK High School Rodeo Assn
- Oklahoma University - Conf Planning
- PBR
- Redhawks

## **Section 408 State Traffic Safety Information System Improvement Grant**

OHSO qualified for Section 408 funding and used it to support a number of data collection improvement programs working with the Oklahoma Department of Public Safety, the University of Oklahoma and the OK Department of Public Health. These programs were designed to support our Traffic Records Benchmarks of improving the accuracy and timeliness of crash data entry, citation entry and the field entry of crash information. Programs which were funded, either all or in part, with Section 408 funding were:

### **408 FUNDS**

- Dept of Health - EMS Project
- Dept of Health - State Data Linkage Project
- DPS TracS Training/Equipment
- DPS TraCS/Traffic Records Support (GALT)
- OU Crash Reporting
- OU Software Development & Integration

## **Section 410 Alcohol Impaired Driving Countermeasure Grant**

OHSO qualified for Section 410 funding and used it to support a variety of impaired driving countermeasures. Major law enforcement programs included, the Oklahoma County Sheriff's Office, the Oklahoma City Police Department, the Tulsa County Sheriff's Office, the Tulsa Police Department, the Tulsa County Sheriff's Office, the Norman Police Department and the Oklahoma Highway Patrol. Those funds also provided support for programs and activities of the State Judicial Educator, DUI Court programs, Paid Media and OHSO Program Area Management costs. Programs which were funded, either all or in part, with Section 410 funds were:

### **410 FUNDS**

- Blanchard PD
- Brothers & Co.
- Canadian Co SO
- Cleveland Co SO
- Drumright PD
- Learfield - OU
- Newcastle PD
- OHP
- OKC Thunder
- Oklahoma City PD
- Oklahoma County S O
- Oklahoma University - SJE
- OSBI
- PI&E - IN-House Programs
- Redhawks
- Weatherford PD

## **Section 2010 Motorcycle Safety Grant**

OHSO qualified for Section 2010 funding. Those funds were used to support the strategies of the State Motorcycle Safety Advisory Committee and to directly support the Edmond Police Department in their statewide motorcycle safety and educational program.

### **2010 FUNDS**

- Brothers & Co
- Edmond PD



## Legislative Initiatives

Five significant traffic safety bills passed the Oklahoma Legislature this past session. HB 1319, SB 529 and HB 1211 had the effect of strengthening Oklahoma's impaired driving laws. HB 1507 increased penalties for several serious traffic violations. HB 1211 further restricts your access to alcoholic beverages (Social Host). HB 1520 allows for dismissal of Liability Insurance citation under certain circumstances. Overall, it was a very successful session for highway safety.

### HB 1319

Amends 47 O.S. § 11-902

Allows for prosecution for Child Endangerment & DUI OR DUI Personal Injury

May prosecute for felony DUI if new offense is COMMITTED within 10 years from the date of the completion of the execution of the prior sentence.

Previously:

John Doe received a DUI conviction on 11/1/2000

John commits a second DUI on 8/1/2010. The prosecutor files it as a felony.

If he does not receive a conviction for the second DUI by 11/1/2010, you lose the felony.

Now:

John Doe received a DUI conviction on 11/1/2000

John commits a second DUI on 8/1/2010. The prosecutor files it as a felony.

It now does not matter if he is convicted after 11/1/2010.

Subsequent offenses do not have to be DUI

May be DUI Personal Injury or Child Endangerment

Punishment for DUI AFC Murder II, Manslaughter I

5-20 yrs. + \$0-10K

Deferred on prior DUI/DUI Personal Injury/Child Endangerment may be used to enhance new offense.

Specifically allows officers to testify on HGN & DRE

### SB 529

Amends 47 O.S. § 6-111

DL must bear the words "Interlock Required"

Amends 47 O.S. § 6-205.1

Requires interlock for people who:

Are suspended for DUI + modification

Amends 47 O.S. § 6-212.3

Required interlock for people who:

1<sup>st</sup> revocation for refusal OR BAC .15+ = 18 months AFTER revocation OR until DL is reinstated (whichever is longer)

2<sup>nd</sup> revocation = 4 years AFTER revocation OR until DL is reinstated (whichever is longer)

3<sup>rd</sup> + revocation = 5 years AFTER revocation OR until DL is reinstated (whichever is longer)

**HB 1211: (AKA: Cody's Law)**

Amends 37 O.S. § 8.2

Prohibits serving low-point beer to minor invitees

Penalties:

1<sup>st</sup> Offense: misdemeanor - \$0-500

2<sup>nd</sup> Offense: misdemeanor - \$0-1000

3<sup>rd</sup> Offense: felony – 0-5 yrs. &/or \$2500-5000

Amends 47 O.S. § 6-205.1

Requires interlock for people who:

Are suspended for DUI + modification

Amends 47 O.S. § 6-212.3

Required interlock for people who:

1<sup>st</sup> revocation for refusal OR BAC .15+ = 18 months AFTER revocation OR until DL is reinstated (whichever is longer)

2<sup>nd</sup> revocation = 4 years AFTER revocation OR until DL is reinstated (whichever is longer)

3<sup>rd</sup> + revocation = 5 years AFTER revocation OR until DL is reinstated (whichever is longer)

**HB 1507: (AKA: Aaron's Law)**

Amends 47 O.S. § 6-205

Requires immediate revocation of DL for:

Reckless Driving

Running a Stop Light/Sign Resulting in Great Bodily Injury

Failure to Stop for a School Bus Loading/Unloading Children

Amends 47 O.S. § 11-903

Doubles the fine if driver has received a conviction for ANY traffic offense in the last 3 years

**HB 1520**

Amends 47 O.S. § 7-606

Case may be dismissed w/o costs if:

Person appears no later than 1 day prior to first court date AND

Insurance was in effect at time of citation

# Oklahoma Highway Safety Office

## FY11 Media Campaign Overview

### Highway Safety Campaigns

Total mobilization spending: \$292,040.92

**Drive Sober or Get Pulled Over (DSOGPO)** Labor Day: Aug. 19 through Sept. 5, 2010

Total media expenditures: \$227,990.87

- TV: \$105,173.90
  - Radio: \$44,638.43
  - Print: \$28,128.54
  - Interactive: \$17,000.00
  - Outdoor: \$33,050.00
- Total campaign impressions: 9,009,092

**Click It or Ticket (CIOT)** Memorial Day: May 23-June 5, 2011

Total media expenditures: \$64,050.05

- TV: \$47,821.00
  - Radio: \$16,229.05
- Total campaign impressions: 907,000

### Sports Marketing

Total sports marketing spending: \$398,100.00

**University of Oklahoma:**

- \$170,600.00
- AL messaging
- impressions

**Oklahoma State University**

- \$108,000.00
- OP messaging
- 23,544,572 impressions

**University of Tulsa**

- \$16,500.00
- OP messaging
- 3,504,877 impressions

**Oklahoma City Thunder**

- \$25,000.00
- AL messaging
- Concourse signage impressions: 1,110,364
- PA read impressions: 759,037
- Radio spot delivered 205 times (audience numbers unavailable)

**Express Sports/Professional Bull Riding**

- \$14,000.00
- BUIYT messaging
- 42,000 attendees (combined OKC and Tulsa)

**Oklahoma City RedHawks**

- \$59,000.00
- OP, AL and MC messaging
- Attendance: 378,880

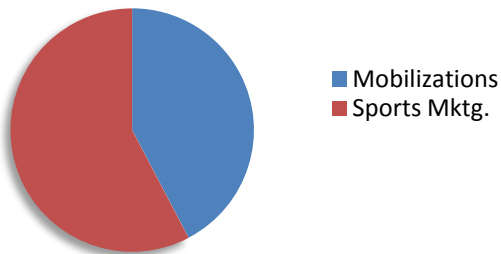
**Oklahoma State High School Rodeo Association**

- \$2,000.00
- BUIYT campaign
- Attendance: App. 1,000 at each of 20 rodeos, plus 1,700 attendees at each of 3 days of finals
- Ad ran in monthly magazine for a year and was published on OSHSRA website for a year

**Lazy E Timed Event Championship**

- \$3,000.00
- OP messaging
- Attendance of 24,000 (combined performances)
- 750,000 TV viewers; 6,000 website hits
- Total advertising impressions: 16,942,385

**Media Spending**



## APPENDIX



**U.S. Department of Transportation National Highway Traffic Safety Administration  
Federal Reimbursement Voucher**

State: Oklahoma

**2011 – FINAL  
Posted 12/23/2011**

Program Area	Project	Description	HCS Federal Funds Obligated	Share to Local Benefit	State/Federal Cost to Date	Federal Funds Expended	Fed Previous Amount Claimed	Fed Funds Claimed this Period
<b>NHTSA</b>								
<b>NHTSA 402</b>								
<b>Planning and Administration</b>								
	PA-2011-07-01-00	Planning & Administration	\$255,381.92	\$ .00	\$554,351.14	\$255,381.92	\$255,381.92	\$ .00
<b>Planning and Administration Total</b>			<b>\$255,381.92</b>	<b>\$ .00</b>	<b>\$554,351.14</b>	<b>\$255,381.92</b>	<b>\$255,381.92</b>	<b>\$ .00</b>
<b>Alcohol</b>								
	AL-2011-02-01-15	Comm Serv Council - CRASHs Court	\$72,522.64	\$72,522.64	\$72,522.64	\$72,522.64	\$72,522.64	\$ .00
	AL-2011-02-02-08	District Attorney's Council	\$92,892.51	\$92,892.51	\$92,892.51	\$92,892.51	\$92,892.51	\$ .00
	AL-2011-02-03-11	Norman PD - DRE	\$25,396.93	\$25,396.93	\$25,396.93	\$25,396.93	\$25,396.93	\$ .00
	AL-2011-02-04-10	Okla Assoc of Chiefs of Police	\$61,253.92	\$53,982.26	\$61,253.92	\$61,253.92	\$61,253.92	\$ .00
	AL-2011-03-01-01	Blackwell PD	\$10,476.59	\$10,476.59	\$10,476.59	\$10,476.59	\$10,476.59	\$ .00
	AL-2011-03-02-03	Kay County SO	\$13,375.68	\$13,375.68	\$13,375.68	\$13,375.68	\$13,375.68	\$ .00
	AL-2011-03-03-02	OU PD	\$8,729.05	\$ .00	\$8,729.05	\$8,729.05	\$8,729.05	\$ .00
	AL-2011-03-04-09	Tahlequah PD	\$15,357.69	\$15,357.69	\$15,357.69	\$15,357.69	\$15,357.69	\$ .00
	AL-2011-03-05-05	OHP	\$20,000.00	\$ .00	\$20,000.00	\$20,000.00	\$20,000.00	\$ .00
	AL-2011-03-06-01	Kiowa Coounty SO	\$8,390.57	\$8,390.57	\$8,390.57	\$8,390.57	\$8,390.57	\$ .00
	AL-2011-03-07-04	OHP - LELs	\$33,793.00	\$ .00	\$33,793.00	\$33,793.00	\$33,793.00	\$ .00
	AL-2011-03-08-04	Tulsa County SO	\$38,850.00	\$38,850.00	\$38,850.00	\$38,850.00	\$38,850.00	\$ .00
	AL-2011-04-01-00	PI&E - IN-House Programs	\$189.60	\$ .00	\$189.60	\$189.60	\$189.60	\$ .00
	AL-2011-07-01-00	Program Area Management	\$49,192.35	\$ .00	\$49,192.35	\$49,192.35	\$49,192.35	\$ .00
<b>Alcohol Total</b>			<b>\$450,420.53</b>	<b>\$331,244.87</b>	<b>\$450,420.53</b>	<b>\$450,420.53</b>	<b>\$450,420.53</b>	<b>\$ .00</b>
<b>Motorcycle Safety</b>								
	MC-2011-07-01-00	Program Area Management	\$600.00	\$ .00	\$600.00	\$600.00	\$600.00	\$ .00
<b>Motorcycle Safety Total</b>			<b>\$600.00</b>	<b>\$ .00</b>	<b>\$600.00</b>	<b>\$600.00</b>	<b>\$600.00</b>	<b>\$ .00</b>
<b>Occupant Protection</b>								
	OP-2011-02-01-13	OK SafeKids	\$259,504.82	\$89,043.22	\$259,504.82	\$259,504.82	\$259,504.82	\$ .00





**U.S. Department of Transportation National Highway Traffic Safety Administration  
Federal Reimbursement Voucher**

State: Oklahoma

**2011 – FINAL  
Posted 12/23/2011**

Program Area	Project	Description	HCS Federal Funds Obligated	Share to Local Benefit	State/Federal Cost to Date	Federal Funds Expended	Fed Previous Amount Claimed	Fed Funds Claimed this Period
	PT-2011-03-09-03	Henryetta PD	\$12,864.10	\$12,864.10	\$12,864.10	\$12,864.10	\$12,864.10	\$ .00
	PT-2011-03-10-03	Hugo PD	\$24,714.22	\$24,714.22	\$24,714.22	\$24,714.22	\$24,714.22	\$ .00
	PT-2011-03-12-01	McIntosh County SO	\$8,167.00	\$8,167.00	\$8,167.00	\$8,167.00	\$8,167.00	\$ .00
	PT-2011-03-13-01	Muldrow PD	\$10,000.00	\$10,000.00	\$10,000.00	\$10,000.00	\$10,000.00	\$ .00
	PT-2011-03-14-04	OHP - LELs	\$411,055.60	\$ .00	\$411,055.60	\$411,055.60	\$411,055.60	\$ .00
	PT-2011-03-15-04	Oklahoma County SO	\$88,955.53	\$88,955.53	\$88,955.53	\$88,955.53	\$88,955.53	\$ .00
	PT-2011-03-16-02	Osage County SO	\$19,616.35	\$19,616.35	\$19,616.35	\$19,616.35	\$19,616.35	\$ .00
	PT-2011-03-17-03	OSU PD	\$62,000.00	\$ .00	\$62,000.00	\$62,000.00	\$62,000.00	\$ .00
	PT-2011-03-18-04	Ponca City PD	\$33,906.67	\$33,906.67	\$33,906.67	\$33,906.67	\$33,906.67	\$ .00
	PT-2011-03-19-01	Pottawatomie County SO	\$13,673.43	\$13,673.43	\$13,673.43	\$13,673.43	\$13,673.43	\$ .00
	PT-2011-03-20-01	Rogers County SO	\$18,000.00	\$18,000.00	\$18,000.00	\$18,000.00	\$18,000.00	\$ .00
	PT-2011-03-21-03	Sallisaw PD	\$14,946.88	\$14,946.88	\$14,946.88	\$14,946.88	\$14,946.88	\$ .00
	PT-2011-03-22-08	Sand Springs PD	\$25,800.00	\$25,800.00	\$25,800.00	\$25,800.00	\$25,800.00	\$ .00
	PT-2011-03-23-01	Seminole County SO	\$8,546.57	\$8,546.57	\$8,546.57	\$8,546.57	\$8,546.57	\$ .00
	PT-2011-03-24-05	Shawnee PD	\$24,000.00	\$24,000.00	\$24,000.00	\$24,000.00	\$24,000.00	\$ .00
	PT-2011-03-25-02	Skiatook PD	\$25,000.00	\$25,000.00	\$25,000.00	\$25,000.00	\$25,000.00	\$ .00
	PT-2011-03-27-04	Tulsa County SO	\$49,723.33	\$49,723.33	\$49,723.33	\$49,723.33	\$49,723.33	\$ .00
	PT-2011-03-28-04	Tulsa PD	\$81,570.03	\$81,570.03	\$81,570.03	\$81,570.03	\$81,570.03	\$ .00
	PT-2011-03-29-02	Wagoner County SO	\$24,612.21	\$24,612.21	\$24,612.21	\$24,612.21	\$24,612.21	\$ .00
	PT-2011-03-30-02	Washington County SO	\$21,799.21	\$21,799.21	\$21,799.21	\$21,799.21	\$21,799.21	\$ .00
	PT-2011-03-31-03	Wilburton PD	\$11,789.35	\$11,789.35	\$11,789.35	\$11,789.35	\$11,789.35	\$ .00
	PT-2011-03-32-00	Mobilization Incentives	\$42,746.24	\$42,746.24	\$42,746.24	\$42,746.24	\$42,746.24	\$ .00
	PT-2011-03-33-07	Enid PD	\$64,000.00	\$64,000.00	\$64,000.00	\$64,000.00	\$64,000.00	\$ .00
	PT-2011-03-97-00	LE Equipment Grant	\$69,628.39	\$65,003.39	\$69,628.39	\$69,628.39	\$69,628.39	\$ .00
	PT-2011-03-98-01	LE Mini Grants	\$963.00	\$963.00	\$963.00	\$963.00	\$963.00	\$ .00
	PT-2011-03-99-00	State Match	\$ .00	\$ .00	\$744,565.39	\$ .00	\$ .00	\$ .00
	PT-2011-04-01-00	PI&E - IN-House Programs	\$3,712.32	\$ .00	\$3,712.32	\$3,712.32	\$3,712.32	\$ .00
	PT-2011-04-03-07	Okla University - Conf Planning	\$17,153.94	\$ .00	\$17,153.94	\$17,153.94	\$17,153.94	\$ .00

**U.S. Department of Transportation National Highway Traffic Safety Administration  
Federal Reimbursement Voucher**

State: Oklahoma

**2011 – FINAL  
Posted 12/23/2011**

<b>Program Area</b>	<b>Project</b>	<b>Description</b>	<b>HCS Federal Funds Obligated</b>	<b>Share to Local Benefit</b>	<b>State/Federal Cost to Date</b>	<b>Federal Funds Expended</b>	<b>Fed Previous Amount Claimed</b>	<b>Fed Funds Claimed this Period</b>
	PT-2011-07-01-00	Program Area Management	\$406,429.03	\$ .00	\$406,429.03	\$406,429.03	\$406,429.03	\$ .00
	<b>Police Traffic Services Total</b>		<b>\$1,758,628.78</b>	<b>\$833,937.80</b>	<b>\$2,503,194.17</b>	<b>\$1,758,628.78</b>	<b>\$1,758,628.78</b>	<b>\$ .00</b>
<b>Traffic Records</b>								
	TR-2011-07-01-00	Program Area Management	\$77,596.66	\$ .00	\$77,596.66	\$77,596.66	\$77,596.66	\$ .00
	<b>Traffic Records Total</b>		<b>\$77,596.66</b>	<b>\$ .00</b>	<b>\$77,596.66</b>	<b>\$77,596.66</b>	<b>\$77,596.66</b>	<b>\$ .00</b>
<b>Railroad/Highway Crossings</b>								
	RH-2011-02-01-07	OK Operation Lifesavers	\$29,126.10	\$ .00	\$29,126.10	\$29,126.10	\$29,126.10	\$ .00
	<b>Railroad/Highway Crossings Total</b>		<b>\$29,126.10</b>	<b>\$ .00</b>	<b>\$29,126.10</b>	<b>\$29,126.10</b>	<b>\$29,126.10</b>	<b>\$ .00</b>
<b>Speed Enforcement</b>								
	SE-2011-03-01-10	Bixby PD	\$44,806.56	\$44,806.56	\$44,806.56	\$44,806.56	\$44,806.56	\$ .00
	SE-2011-03-02-11	Broken Arrow PD	\$49,445.00	\$49,445.00	\$49,445.00	\$49,445.00	\$49,445.00	\$ .00
	SE-2011-03-03-13	Edmond PD	\$59,857.33	\$59,857.33	\$59,857.33	\$59,857.33	\$59,857.33	\$ .00
	SE-2011-03-04-03	Idabel PD	\$11,677.56	\$11,677.56	\$11,677.56	\$11,677.56	\$11,677.56	\$ .00
	SE-2011-03-05-03	Madill PD	\$25,000.00	\$25,000.00	\$25,000.00	\$25,000.00	\$25,000.00	\$ .00
	SE-2011-03-06-03	McAlester PD	\$29,711.35	\$29,711.35	\$29,711.35	\$29,711.35	\$29,711.35	\$ .00
	SE-2011-03-07-01	Minco PD	\$11,558.79	\$11,558.79	\$11,558.79	\$11,558.79	\$11,558.79	\$ .00
	SE-2011-03-08-06	Owasso PD	\$49,814.71	\$49,814.71	\$49,814.71	\$49,814.71	\$49,814.71	\$ .00
	SE-2011-03-09-03	Piedmont PD	\$10,000.00	\$10,000.00	\$10,000.00	\$10,000.00	\$10,000.00	\$ .00
	SE-2011-03-10-10	Sapulpa PD	\$53,000.00	\$53,000.00	\$53,000.00	\$53,000.00	\$53,000.00	\$ .00
	SE-2011-03-11-01	Wewoka PD	\$9,382.17	\$9,382.17	\$9,382.17	\$9,382.17	\$9,382.17	\$ .00
	<b>Speed Enforcement Total</b>		<b>\$354,253.47</b>	<b>\$354,253.47</b>	<b>\$354,253.47</b>	<b>\$354,253.47</b>	<b>\$354,253.47</b>	<b>\$ .00</b>
<b>Paid Advertising</b>								
	PM-2011-02-01-05	Media - Brother & Co	\$85,802.80	\$ .00	\$85,802.80	\$85,802.80	\$85,802.80	\$ .00
	PM-2011-04-01-00	Sports Marketing	\$88,300.00	\$ .00	\$88,300.00	\$88,300.00	\$88,300.00	\$ .00
	<b>Paid Advertising Total</b>		<b>\$174,102.80</b>	<b>\$ .00</b>	<b>\$174,102.80</b>	<b>\$174,102.80</b>	<b>\$174,102.80</b>	<b>\$ .00</b>
	<b>NHTSA 402 Total</b>		<b>\$4,174,138.46</b>	<b>\$2,124,757.88</b>	<b>\$5,217,673.07</b>	<b>\$4,174,138.46</b>	<b>\$4,174,138.46</b>	<b>\$ .00</b>
<b>NHTSA 406</b>								
	K4-2011-04-02-07	Okla University - Conf Planning	\$35,869.17	\$ .00	\$35,869.17	\$35,869.17	\$35,869.17	\$ .00

**U.S. Department of Transportation National Highway Traffic Safety Administration  
Federal Reimbursement Voucher**

State: Oklahoma

**2011 – FINAL  
Posted 12/23/2011**

Program Area	Project	Description	HCS Federal Funds Obligated	Share to Local Benefit	State/Federal Cost to Date	Federal Funds Expended	Fed Previous Amount Claimed	Fed Funds Claimed this Period
	K4-2011-06-01-00	DPS TraCS Training/Equipment	\$2,000.00	\$ .00	\$2,000.00	\$2,000.00	\$2,000.00	\$ .00
	K4-2011-06-02-04	DPS TraCS/Traffic Records Support	\$52,132.78	\$ .00	\$52,132.78	\$52,132.78	\$52,132.78	\$ .00
	K4-2011-06-03-00	Iowa Dept of Transportation	\$35,000.00	\$ .00	\$35,000.00	\$35,000.00	\$35,000.00	\$ .00
	<b>406 Safety Belts Incentive Total</b>		<b>\$125,001.95</b>	<b>\$ .00</b>	<b>\$125,001.95</b>	<b>\$125,001.95</b>	<b>\$125,001.95</b>	<b>\$ .00</b>
	<b>406 Safety Belts Paid Media</b>							
	K4PM-2011-04-01-00	Sports Marketing	\$163,800.00	\$ .00	\$163,800.00	\$163,800.00	\$163,800.00	\$ .00
	<b>406 Safety Belts Paid Media Total</b>		<b>\$163,800.00</b>	<b>\$ .00</b>	<b>\$163,800.00</b>	<b>\$163,800.00</b>	<b>\$163,800.00</b>	<b>\$ .00</b>
	<b>406 Motorcycle Safety</b>							
	K4MC-2011-04-01-01	OU Conf Planning	\$20,272.47	\$ .00	\$20,272.47	\$20,272.47	\$20,272.47	\$ .00
	K4MC-2011-04-02-01	National Guard Motorcycle Safety Program	\$3,677.40	\$ .00	\$3,677.40	\$3,677.40	\$3,677.40	\$ .00
	<b>406 Motorcycle Safety Total</b>		<b>\$23,949.87</b>	<b>\$ .00</b>	<b>\$23,949.87</b>	<b>\$23,949.87</b>	<b>\$23,949.87</b>	<b>\$ .00</b>
	<b>NHTSA 406 Total</b>		<b>\$312,751.82</b>	<b>\$ .00</b>	<b>\$312,751.82</b>	<b>\$312,751.82</b>	<b>\$312,751.82</b>	<b>\$ .00</b>
	<b>408 Data Program SAFETEA-LU</b>							
	K9-2011-06-01-04	Dept of Health - State Data Linkage Proj	\$100,154.00	\$ .00	\$100,154.00	\$100,154.00	\$100,154.00	\$ .00
	K9-2011-06-02-05	Dept of Health - EMS Project	\$107,817.52	\$ .00	\$107,817.52	\$107,817.52	\$107,817.52	\$ .00
	K9-2011-06-03-04	DPS TraCS/Traffic Records Support ( Info	\$54,975.00	\$ .00	\$54,975.00	\$54,975.00	\$54,975.00	\$ .00
	K9-2011-06-04-08	OU Crash Reporting	\$64,828.30	\$ .00	\$64,828.30	\$64,828.30	\$64,828.30	\$ .00
	K9-2011-06-05-05	OU Software Development & Integration	\$232,914.84	\$ .00	\$232,914.84	\$232,914.84	\$232,914.84	\$ .00
	K9-2011-06-06-00	DPS TraCS Training/Equipment	\$12,962.45	\$ .00	\$12,962.45	\$12,962.45	\$12,962.45	\$ .00
	K9-2011-07-01-00	Program Area Management	\$46,881.08	\$ .00	\$46,881.08	\$46,881.08	\$46,881.08	\$ .00
	K9-2011-07-99-00	State Match	\$ .00	\$ .00	\$155,133.30	\$ .00	\$ .00	\$ .00
	<b>408 Data Program Incentive Total</b>		<b>\$620,533.19</b>	<b>\$ .00</b>	<b>\$775,666.49</b>	<b>\$620,533.19</b>	<b>\$620,533.19</b>	<b>\$ .00</b>
	<b>408 Data Program SAFETEA-LU Total</b>		<b>\$620,533.19</b>	<b>\$ .00</b>	<b>\$775,666.49</b>	<b>\$620,533.19</b>	<b>\$620,533.19</b>	<b>\$ .00</b>
	<b>410 Alcohol SAFETEA-LU</b>							
	K8-2011-02-01-02	Oklahoma University - SJE	\$59,792.06	\$ .00	\$59,792.06	\$59,792.06	\$59,792.06	\$ .00
	K8-2011-03-01-01	Blanchard PD	\$12,000.00	\$ .00	\$12,000.00	\$12,000.00	\$12,000.00	\$ .00
	K8-2011-03-02-01	Cleveland County SO	\$32,200.00	\$ .00	\$32,200.00	\$32,200.00	\$32,200.00	\$ .00
	K8-2011-03-03-02	Drumright PD	\$14,619.12	\$ .00	\$14,619.12	\$14,619.12	\$14,619.12	\$ .00

**U.S. Department of Transportation National Highway Traffic Safety Administration  
Federal Reimbursement Voucher**

State: Oklahoma

**2011 – FINAL  
Posted 12/23/2011**

Program Area	Project	Description	HCS Federal Funds Obligated	Share to Local Benefit	State/Federal Cost to Date	Federal Funds Expended	Fed Previous Amount Claimed	Fed Funds Claimed this Period
	K8-2011-03-04-01	Newcastle PD	\$17,557.32	\$ .00	\$17,557.32	\$17,557.32	\$17,557.32	\$ .00
	K8-2011-03-05-05	OHP	\$499,049.34	\$ .00	\$499,049.34	\$499,049.34	\$499,049.34	\$ .00
	K8-2011-03-07-07	Oklahoma City PD	\$99,445.70	\$ .00	\$99,445.70	\$99,445.70	\$99,445.70	\$ .00
	K8-2011-03-08-04	Oklahoma County SO	\$110,500.00	\$ .00	\$110,500.00	\$110,500.00	\$110,500.00	\$ .00
	K8-2011-03-11-01	Canadian County SO	\$27,625.96	\$ .00	\$27,625.96	\$27,625.96	\$27,625.96	\$ .00
	K8-2011-03-12-01	Weatherford PD	\$9,277.15	\$ .00	\$9,277.15	\$9,277.15	\$9,277.15	\$ .00
	K8-2011-04-01-00	PI&E - In-House Programs	\$4,174.00	\$ .00	\$4,174.00	\$4,174.00	\$4,174.00	\$ .00
	K8-2011-05-02-03	OSBI	\$72,751.30	\$ .00	\$72,751.30	\$72,751.30	\$72,751.30	\$ .00
	K8-2011-07-01-00	Program Area Management	\$71,246.92	\$ .00	\$71,246.92	\$71,246.92	\$71,246.92	\$ .00
	K8-2011-07-99-00	State Match	\$ .00	\$ .00	\$2,549,458.35	\$ .00	\$ .00	\$ .00
	<b>410 Alcohol SAFETEA-LU Total</b>		<b>\$1,030,238.87</b>	<b>\$ .00</b>	<b>\$3,579,697.22</b>	<b>\$1,030,238.87</b>	<b>\$1,030,238.87</b>	<b>\$ .00</b>
	<b>410 Alcohol SAFETEA-LU Paid Media</b>							
	K8PM-2011-02-01-05	Media - Brother & Co	\$247,785.86	\$ .00	\$247,785.86	\$247,785.86	\$247,785.86	\$ .00
	K8PM-2011-04-01-00	Sports Marketing	\$146,000.00	\$ .00	\$146,000.00	\$146,000.00	\$146,000.00	\$ .00
	<b>410 Alcohol SAFETEA-LU Paid Media Total</b>		<b>\$393,785.86</b>	<b>\$ .00</b>	<b>\$393,785.86</b>	<b>\$393,785.86</b>	<b>\$393,785.86</b>	<b>\$ .00</b>
	<b>410 Alcohol SAFETEA-LU Total</b>		<b>\$1,424,024.73</b>	<b>\$ .00</b>	<b>\$3,973,483.08</b>	<b>\$1,424,024.73</b>	<b>\$1,424,024.73</b>	<b>\$ .00</b>
	<b>2010 Motorcycle Safety</b>							
	K6-2011-02-01-05	Edmond PD	\$47,268.02	\$ .00	\$47,268.02	\$47,268.02	\$47,268.02	\$ .00
	K6-2011-02-02-05	Media - Brother & Co	\$1,083.00	\$ .00	\$1,083.00	\$1,083.00	\$1,083.00	\$ .00
	<b>2010 Motorcycle Safety Incentive Total</b>		<b>\$48,351.02</b>	<b>\$ .00</b>	<b>\$48,351.02</b>	<b>\$48,351.02</b>	<b>\$48,351.02</b>	<b>\$ .00</b>
	<b>2010 Motorcycle Safety Total</b>		<b>\$48,351.02</b>	<b>\$ .00</b>	<b>\$48,351.02</b>	<b>\$48,351.02</b>	<b>\$48,351.02</b>	<b>\$ .00</b>
	<b>NHTSA Total</b>		<b>\$6,579,799.22</b>	<b>\$2,124,757.88</b>	<b>\$10,327,925.48</b>	<b>\$6,579,799.22</b>	<b>\$6,579,799.22</b>	<b>\$ .00</b>
	<b>Total</b>		<b>\$6,579,799.22</b>	<b>\$2,124,757.88</b>	<b>\$10,327,925.48</b>	<b>\$6,579,799.22</b>	<b>\$6,579,799.22</b>	<b>\$ .00</b>

**U.S. Department of Transportation National Highway Traffic Administration  
VOU Match Review**

State: Oklahoma

**2011 – FINAL**

<b>Program Area</b>	<b>Project</b>	<b>Obligation Limitation (A)</b>	<b>State Match (B)</b>	<b>Current FY (C)</b>	<b>Carry Forward (D)</b>	<b>Share to Local (E)</b>	<b>PA State Match (F)</b>	<b>PA Federal Funds (G)</b>
<b>NHTSA</b>								
<b>NHTSA 402</b>								
<b>Planning and Administration</b>								
	PA-2011-07-01-00		\$298,969.22 54%	\$255,381.92		\$0.00 0%	\$298,969.22 54%	\$255,381.92 100%
	<b>Planning and Administration Total</b>		<b>\$298,969.22 54%</b>	<b>\$255,381.92</b>		<b>\$0.00 0%</b>	<b>\$298,969.22 54%</b>	<b>\$255,381.92 100%</b>
<b>Alcohol</b>								
	AL-2011-02-04-10		\$0.00 0%	\$61,253.92		\$53,982.26 88%		
	AL-2011-03-01-01		\$0.00 0%	\$10,476.59		\$10,476.59 100%		
	AL-2011-03-02-03		\$0.00 0%	\$13,375.68		\$13,375.68 100%		
	AL-2011-03-03-02		\$0.00 0%	\$8,729.05		\$0.00 0%		
	AL-2011-03-04-09		\$0.00 0%	\$15,357.69		\$15,357.69 100%		
	AL-2011-03-05-05		\$0.00 0%	\$20,000.00		\$0.00 0%		
	AL-2011-03-06-01		\$0.00 0%	\$8,390.57		\$8,390.57 100%		
	AL-2011-03-07-04		\$0.00 0%	\$33,793.00		\$0.00 0%		
	AL-2011-03-08-04		\$0.00 0%	\$38,850.00		\$38,850.00 100%		
	AL-2011-04-01-00		\$0.00 0%	\$189.60		\$0.00 0%		
	AL-2011-07-01-00		\$0.00 0%	\$49,192.35		\$0.00 0%		

**U.S. Department of Transportation National Highway Traffic Administration  
VOU Match Review**

State: Oklahoma

**2011 – FINAL**

<b>Program Area</b>	<b>Project</b>	<b>Obligation Limitation (A)</b>	<b>State Match (B)</b>	<b>Current FY (C)</b>	<b>Carry Forward (D)</b>	<b>Share to Local (E)</b>	<b>PA State Match (F)</b>	<b>PA Federal Funds (G)</b>
	AL-2011-02-03-11		\$ .00 0%	\$25,396.93		\$25,396.93 100%		
	AL-2011-02-01-15		\$.000%	\$72,522.64		\$72,522.64100%		
	AL-2011-02-02-08		\$ .00 0%	\$92,892.51		\$92,892.51 100%		
	<b>Alcohol Total</b>		<b>\$ .00 0%</b>	<b>\$450,420.53</b>		<b>\$331,244.87 74%</b>		
<b>Motorcycle Safety</b>								
	MC-2011-07-01-00		\$ .00 0%	\$600.00		\$ .00 0%		
	<b>Motorcycle Safety Total</b>		<b>\$ .00 0%</b>	<b>\$600.00</b>		<b>\$ .00 0%</b>		
<b>Occupant Protection</b>								
	OP-2011-03-04-01		\$ .00 0%	\$6,328.98		\$6,328.98 100%		
	OP-2011-03-05-08		\$ .00 0%	\$13,563.94		\$13,563.94 100%		
	OP-2011-03-06-08		\$ .00 0%	\$64,294.30		\$64,294.30 100%		
	OP-2011-03-07-02		\$ .00 0%	\$14,361.19		\$14,361.19 100%		
	OP-2011-03-08-08		\$ .00 0%	\$75,000.00		\$75,000.00 100%		
	OP-2011-03-09-06		\$ .00 0%	\$62,762.81		\$62,762.81 100%		
	OP-2011-03-10-03		\$ .00 0%	\$76,326.83		\$76,326.83 100%		
	OP-2011-03-11-07		\$ .00 0%	\$99,863.79		\$99,863.79 100%		

**U.S. Department of Transportation National Highway Traffic Administration  
VOU Match Review**

State: Oklahoma

**2011 – FINAL**

<b>Program Area</b>	<b>Project</b>	<b>Obligation Limitation (A)</b>	<b>State Match (B)</b>	<b>Current FY (C)</b>	<b>Carry Forward (D)</b>	<b>Share to Local (E)</b>	<b>PA State Match (F)</b>	<b>PA Federal Funds (G)</b>
	OP-2011-03-12-07		\$ .00 0%	\$20,000.00		\$20,000.00 100%		
	OP-2011-03-13-01		\$ .00 0%	\$10,000.00		\$10,000.00 100%		
	OP-2011-03-14-03		\$ .00 0%	\$28,842.54		\$28,842.54 100%		
	OP-2011-04-01-00		\$ .000% 0%	\$3,145.00		\$ .000% 0%		
	OP-2011-05-01-00		\$ .00 0%	\$54,416.00		\$ .00 0%		
	OP-2011-07-01-00		\$ .00 0%	\$201,183.86		\$ .00 0%		
	OP-2011-03-02-08		\$ .00 0%	\$22,934.14		\$22,934.14 100%		
	OP-2011-03-01-08		\$ .00 0%	\$22,000.00		\$22,000.00 100%		
	OP-2011-02-02-11		\$ .00 0%	\$39,500.00		\$ .00 0%		
	OP-2011-02-01-13		\$ .00 0%	\$259,504.82		\$89,043.22 34%		
	<b>Occupant Protection Total</b>		<b>\$ .00 0%</b>	<b>\$1,074,028.20</b>		<b>\$605,321.74 56%</b>		
<b>Police Traffic Services</b>								
	PT-2011-02-01-02		\$ .00 0%	\$19,715.09		\$ .00 0%		
	PT-2011-03-01-03		\$ .00 0%	\$19,990.13		\$19,990.13 100%		
	PT-2011-03-02-03		\$ .00 0%	\$19,812.54		\$19,812.54 100%		
	PT-2011-03-03-03		\$ .00 0%	\$29,042.57		\$29,042.57 100%		

**U.S. Department of Transportation National Highway Traffic Administration  
VOU Match Review**

State: Oklahoma

**2011 – FINAL**

<b>Program Area</b>	<b>Project</b>	<b>Obligation Limitation (A)</b>	<b>State Match (B)</b>	<b>Current FY (C)</b>	<b>Carry Forward (D)</b>	<b>Share to Local (E)</b>	<b>PA State Match (F)</b>	<b>PA Federal Funds (G)</b>
	PT-2011-03-04-04		\$ .00 0%	\$15,197.82		\$15,197.82 100%		
	PT-2011-03-05-02		\$ .00 0%	\$11,351.91		\$11,351.91 100%		
	PT-2011-03-06-02		\$ .00 0%	\$19,635.09		\$19,635.09 100%		
	PT-2011-03-07-03		\$ .00 0%	\$7,883.38		\$7,883.38 100%		
	PT-2011-03-08-02		\$ .000% 0%	\$20,626.85		\$20,626.85 100%		
	PT-2011-03-09-03		\$ .00 0%	\$12,864.10		\$12,864.10 100%		
	PT-2011-03-10-03		\$ .00 0%	\$24,714.22		\$24,714.22 100%		
	PT-2011-03-12-01		\$ .00 0%	\$8,167.00		\$8,167.00 100%		
	PT-2011-03-13-01		\$ .00 0%	\$10,000.00		\$10,000.00 100%		
	PT-2011-03-14-04		\$ .00 0%	\$411,055.60		\$ .00 0%		
	PT-2011-03-15-04		\$ .00 0%	\$88,955.53		\$88,955.53 100%		
	PT-2011-03-16-02		\$ .00 0%	\$19,616.35		\$19,616.35 100%		
	PT-2011-03-17-03		\$ .00 0%	\$62,000.00		\$ .00 0%		
	PT-2011-03-18-04		\$ .00 0%	\$33,906.67		\$33,906.67 100%		
	PT-2011-03-19-01		\$ .00 0%	\$13,673.43		\$13,673.43 100%		



**U.S. Department of Transportation National Highway Traffic Administration  
VOU Match Review**

State: Oklahoma

**2011 – FINAL**

<b>Program Area</b>	<b>Project</b>	<b>Obligation Limitation (A)</b>	<b>State Match (B)</b>	<b>Current FY (C)</b>	<b>Carry Forward (D)</b>	<b>Share to Local (E)</b>	<b>PA State Match (F)</b>	<b>PA Federal Funds (G)</b>
	PT-2011-03-20-01		\$ .00 0%	\$18,000.00		\$18,000.00 100%		
	PT-2011-03-21-03		\$ .00 0%	\$14,946.88		\$14,946.88 100%		
	PT-2011-03-22-08		\$ .00 0%	\$25,800.00		\$25,800.00 100%		
	PT-2011-03-23-01		\$ .00 0%	\$8,546.57		\$8,546.57 100%		
	PT-2011-03-24-05		\$ .00 0%	\$24,000.00		\$24,000.00 100%		
	PT-2011-03-25-02		\$ .00 0%	\$25,000.00		\$25,000.00 100%		
	PT-2011-03-27-04		\$.000% 0%	\$49,723.33		\$49,723.33 100%		
	PT-2011-03-28-04		\$ .00 0%	\$81,570.03		\$81,570.03 100%		
	PT-2011-03-29-02		\$ .00 0%	\$24,612.21		\$24,612.21 100%		
	PT-2011-03-30-02		\$ .00 0%	\$21,799.21		\$21,799.21 100%		
	PT-2011-03-31-03		\$ .00 0%	\$11,789.35		\$11,789.35 100%		
	PT-2011-03-32-00		\$ .00 0%	\$42,746.24		\$42,746.24 100%		
	PT-2011-03-33-07		\$ .00 0%	\$64,000.00		\$64,000.00 100%		
	PT-2011-03-97-00		\$ .00 0%	\$69,628.39		\$65,003.39 93%		
	PT-2011-03-98-01		\$ .00 0%	\$963.00		\$963.00 100%		

U.S. Department of Transportation National Highway Traffic Administration  
VOU Match Review

State: Oklahoma

2011 – FINAL

Program Area	Project	Obligation Limitation (A)	State Match (B)	Current FY (C)	Carry Forward (D)	Share to Local (E)	PA State Match (F)	PA Federal Funds (G)
	PT-2011-03-99-00		\$744,565.39	\$ .00		\$ .00		
			100%			0%		
	PT-2011-04-01-00		\$ .00	\$3,712.32		\$ .00		
			0%			0%		
	PT-2011-04-03-07		\$ .00	\$17,153.94		\$ .00		
			0%			0%		
	PT-2011-07-01-00		\$ .00	\$406,429.03		\$ .00		
			0%			0%		
	<b>Police Traffic Services Total</b>		<b>\$744,565.39</b>	<b>\$1,758,628.78</b>		<b>\$833,937.80</b>		
			<b>30%</b>			<b>47%</b>		
<b>Traffic Records</b>								
	TR-2011-07-01-00		\$ .00	\$77,596.66		\$ .00		
			0%			0%		
	<b>Traffic Records Total</b>		<b>\$ .00</b>	<b>\$77,596.66</b>		<b>\$ .00</b>		
			<b>0%</b>			<b>0%</b>		
<b>Railroad/Highway Crossings</b>								
	RH-2011-02-01-07		\$ .000%	\$29,126.10		\$ .000%		
	<b>Railroad/Highway Crossings Total</b>		<b>\$ .00</b>	<b>\$29,126.10</b>		<b>\$ .00</b>		
			<b>0%</b>			<b>0%</b>		
<b>Speed Enforcement</b>								
	SE-2011-03-08-06		\$ .00	\$49,814.71		\$49,814.71		
			0%			100%		
	SE-2011-03-01-10		\$ .00	\$44,806.56		\$44,806.56		
			0%			100%		
	SE-2011-03-02-11		\$ .00	\$49,445.00		\$49,445.00		
			0%			100%		
	SE-2011-03-03-13		\$ .00	\$59,857.33		\$59,857.33		
			0%			100%		
	SE-2011-03-04-03		\$ .00	\$11,677.56		\$11,677.56		
			0%			100%		

**U.S. Department of Transportation National Highway Traffic Administration  
VOU Match Review**

State: Oklahoma

**2011 – FINAL**

<b>Program Area</b>	<b>Project</b>	<b>Obligation Limitation (A)</b>	<b>State Match (B)</b>	<b>Current FY (C)</b>	<b>Carry Forward (D)</b>	<b>Share to Local (E)</b>	<b>PA State Match (F)</b>	<b>PA Federal Funds (G)</b>
	SE-2011-03-11-01		\$ .00 0%	\$9,382.17		\$9,382.17 100%		
	SE-2011-03-10-10		\$ .00 0%	\$53,000.00		\$53,000.00 100%		
	SE-2011-03-09-03		\$ .00 0%	\$10,000.00		\$10,000.00 100%		
	SE-2011-03-07-01		\$ .00 0%	\$11,558.79		\$11,558.79 100%		
	SE-2011-03-06-03		\$ .00 0%	\$29,711.35		\$29,711.35 100%		
	SE-2011-03-05-03		\$ .00 0%	\$25,000.00		\$25,000.00 100%		
	<b>Speed Enforcement Total</b>		<b>\$ .00 0%</b>	<b>\$354,253.47</b>		<b>\$354,253.47 100%</b>		
<b>Paid Advertising</b>								
	PM-2011-04-01-00		\$ .00 0%	\$88,300.00		\$ .00 0%		
	PM-2011-02-01-05		\$ .00 0%	\$85,802.80		\$ .00 0%		
	<b>Paid Advertising Total</b>		<b>\$ .000% 0%</b>	<b>\$174,102.80</b>		<b>\$ .000% 0%</b>		
	<b>NHTSA 402 Total</b>	<b>\$3,501,636.00</b>	<b>\$1,043,534.61 20%</b>	<b>\$3,095,977.69</b>	<b>\$1,078,160.77</b>	<b>\$2,124,757.88 51%</b>	<b>\$298,969.22 54%</b>	<b>\$255,381.92 6%</b>
<b>NHTSA 406</b>								
	K4-2011-06-03-00		\$ .00 0%	\$35,000.00		\$ .00 0%		
	K4-2011-06-02-04		\$ .00 0%	\$52,132.78		\$ .00 0%		
	K4-2011-04-02-07		\$ .00 0%	\$35,869.17		\$ .00 0%		

U.S. Department of Transportation National Highway Traffic Administration  
VOU Match Review

State: Oklahoma

2011 – FINAL

Program Area	Project	Obligation Limitation (A)	State Match (B)	Current FY (C)	Carry Forward (D)	Share to Local (E)	PA State Match (F)	PA Federal Funds (G)
	K4-2011-06-01-00		\$ .00 0%	\$2,000.00		\$ .00 0%		
	<b>406 Safety Belts Incentive Total</b>		<b>\$ .00 0%</b>	<b>\$125,001.95</b>		<b>\$ .00 0%</b>		
<b>406 Safety Belts Paid Media</b>								
	K4PM-2011-04-01-00		\$ .00 0%	\$163,800.00		\$ .00 0%		
	<b>406 Safety Belts Paid Media Total</b>		<b>\$ .00 0%</b>	<b>\$163,800.00</b>		<b>\$ .00 0%</b>		
<b>406 Motorcycle Safety</b>								
	K4MC-2011-04-01-01		\$ .00 0%	\$20,272.47		\$ .00 0%		
	K4MC-2011-04-02-01		\$ .00 0%	\$3,677.40		\$ .00 0%		
	<b>406 Motorcycle Safety Total</b>		<b>\$ .00 0%</b>	<b>\$23,949.87</b>		<b>\$ .00 0%</b>		
	<b>NHTSA 406 Total</b>		<b>\$ .00 0%</b>	<b>\$ .00</b>	<b>\$312,751.82</b>	<b>\$ .00 0%</b>		
<b>408 Data Program SAFETEA-LU</b>								
	K9-2011-06-02-05		\$ .00 0%	\$107,817.52		\$ .00 0%		
	K9-2011-06-03-04		\$ .00 0%	\$54,975.00		\$ .00 0%		
	K9-2011-07-99-00		\$155,133.30 100%	\$ .00		\$ .00 0%		
	K9-2011-07-01-00		\$ .00 0%	\$46,881.08		\$ .00 0%		
	K9-2011-06-06-00		\$ .00 0%	\$12,962.45		\$ .00 0%		
	K9-2011-06-05-05		\$ .00 0%	\$232,914.84		\$ .00 0%		

**U.S. Department of Transportation National Highway Traffic Administration  
VOU Match Review**

State: Oklahoma

**2011 – FINAL**

<b>Program Area</b>	<b>Project</b>	<b>Obligation Limitation (A)</b>	<b>State Match (B)</b>	<b>Current FY (C)</b>	<b>Carry Forward (D)</b>	<b>Share to Local (E)</b>	<b>PA State Match (F)</b>	<b>PA Federal Funds (G)</b>
	K9-2011-06-04-08		\$ .00 0%	\$64,828.30		\$ .00 0%		
	K9-2011-06-01-04		\$ .00 0%	\$100,154.00		\$ .00 0%		
<b>408 Data Program Incentive Total</b>			<b>\$155,133.30 20%</b>	<b>\$620,533.19</b>		<b>\$ .00 0%</b>		
<b>408 Data Program SAFETEA-LU Total</b>		<b>\$500,000.00</b>	<b>\$155,133.30 20%</b>	<b>\$ .00</b>	<b>\$620,533.19</b>	<b>\$ .00 0%</b>		
<b>410 Alcohol SAFETEA-LU</b>								
	K8-2011-02-01-02		\$ .00 0%	\$59,792.06		\$ .00 0%		
	K8-2011-03-01-01		\$ .00 0%	\$12,000.00		\$ .00 0%		
	K8-2011-03-02-01		\$ .00 0%	\$32,200.00		\$ .00 0%		
	K8-2011-03-03-02		\$ .00 0%	\$14,619.12		\$ .00 0%		
	K8-2011-03-04-01		\$ .00 0%	\$17,557.32		\$ .00 0%		
	K8-2011-03-05-05		\$ .00 0%	\$499,049.34		\$ .00 0%		
	K8-2011-03-07-07		\$ .00 0%	\$99,445.70		\$ .00 0%		
	K8-2011-03-08-04		\$ .00 0%	\$110,500.00		\$ .00 0%		
	K8-2011-03-09-04		\$ .000% 0%	\$ .00		\$ .000% 0%		
	K8-2011-03-11-01		\$ .00 0%	\$27,625.96		\$ .00 0%		
	K8-2011-03-12-01		\$ .00 0%	\$9,277.15		\$ .00 0%		

**U.S. Department of Transportation National Highway Traffic Administration  
VOU Match Review**

State: Oklahoma

**2011 – FINAL**

<b>Program Area</b>	<b>Project</b>	<b>Obligation Limitation (A)</b>	<b>State Match (B)</b>	<b>Current FY (C)</b>	<b>Carry Forward (D)</b>	<b>Share to Local (E)</b>	<b>PA State Match (F)</b>	<b>PA Federal Funds (G)</b>
	K8-2011-07-99-00		\$2,549,458.35	\$ .00		\$ .00		
			100%			0%		
	K8-2011-04-01-00		\$ .00	\$4,174.00		\$ .00		
			0%			0%		
	K8-2011-05-02-03		\$ .00	\$72,751.30		\$ .00		
			0%			0%		
	K8-2011-07-01-00		\$ .00	\$71,246.92		\$ .00		
			0%			0%		
<b>410 Alcohol SAFETEA-LU Total</b>			<b>\$2,549,458.35</b>	<b>\$1,030,238.87</b>		<b>\$ .00</b>		
			<b>71%</b>			<b>0%</b>		
<b>410 Alcohol SAFETEA-LU Paid Media</b>								
	K8PM-2011-02-01-05		\$ .00	\$247,785.86		\$ .00		
			0%			0%		
	K8PM-2011-04-01-00		\$ .00	\$146,000.00		\$ .00		
			0%			0%		
<b>410 Alcohol SAFETEA-LU Paid Media Total</b>			<b>\$ .00</b>	<b>\$393,785.86</b>		<b>\$ .00</b>		
			<b>0%</b>			<b>0%</b>		
<b>410 Alcohol SAFETEA-LU Total</b>		<b>\$1,916,558.00</b>	<b>\$2,549,458.35</b>	<b>\$ .00</b>	<b>\$1,424,024.73</b>	<b>\$ .00</b>		
			<b>64%</b>			<b>0%</b>		
<b>2010 Motorcycle Safety</b>								
	K6-2011-02-02-05		\$ .00	\$1,083.00		\$ .00		
			0%			0%		
	K6-2011-02-01-05		\$ .00	\$47,268.02		\$ .00		
			0%			0%		
	K6-2011-04-01-01		\$ .00	\$ .00		\$ .00		
			0%			0%		
<b>2010 Motorcycle Safety Incentive Total</b>			<b>\$ .00</b>	<b>\$48,351.02</b>		<b>\$ .00</b>		
			<b>0%</b>			<b>0%</b>		
<b>2010 Motorcycle Safety Total</b>		<b>\$110,346.00</b>	<b>\$ .000%</b>	<b>\$ .00</b>	<b>\$48,351.02</b>	<b>\$ .000%</b>		

**U.S. Department of Transportation National Highway Traffic Administration  
VOU Match Review**

State: Oklahoma

**2011 – FINAL**

<b>Program Area</b>	<b>Project</b>	<b>Obligation Limitation (A)</b>	<b>State Match (B)</b>	<b>Current FY (C)</b>	<b>Carry Forward (D)</b>	<b>Share to Local (E)</b>	<b>PA State Match (F)</b>	<b>PA Federal Funds (G)</b>
	<b>NHTSA Total</b>		<b>\$3,748,126.26</b>	<b>\$3,095,977.69</b>	<b>\$3,483,821.53</b>	<b>\$2,124,757.88</b>	<b>\$298,969.22</b>	<b>\$255,381.92</b>
			<b>36%</b>			<b>32%</b>	<b>54%</b>	<b>4%</b>
	<b>Total</b>	<b>\$6,028,540.00</b>	<b>\$3,748,126.26</b>	<b>\$3,095,977.69</b>	<b>\$3,483,821.53</b>	<b>\$2,124,757.88</b>	<b>\$298,969.22</b>	<b>\$255,381.92</b>
			<b>36%</b>			<b>32%</b>	<b>54%</b>	<b>4%</b>





**FY 2011 FINANCIAL INFORMATION**

<b>Project Area</b>	<b>Approved Obligated</b>	<b>Total Expenditure</b>	<b>Expenditure vs. Obligated</b>	<b>Expenditure vs. Total Budget</b>
PA	273,150.00	255,381.92	93%	3%
AL	523,490.00	450,420.53	86%	5%
MC	600.00	600.00	100%	0%
OP	1,155,650.00	1,074,028.20	93%	12%
PM	188,125.14	174,102.80	93%	2%
PT	1,947,281.63	1,758,628.78	90%	19%
RH	30,000.00	29,126.10	97%	0%
SE	367,500.00	354,253.47	96%	4%
TR	94,000.00	77,596.66	83%	1%
<b>402 FUNDS</b>	<b>4,579,796.77</b>	<b>4,174,138.46</b>	<b>91%</b>	<b>45%</b>
406 FUNDS	429,086.03	312,751.82	73%	3%
408 FUNDS	680,095.31	620,533.19	91%	7%
410 FUNDS	2,806,495.92	1,424,024.73	51%	15%
2010 FUNDS	170,893.98	48,351.02	28%	1%
<b>TOTAL NHTSA FUNDS</b>	<b>8,666,368.01</b>	<b>6,579,799.22</b>	<b>76%</b>	<b>71%</b>
FARS <sup>1</sup>	102,381.42	77,531.26	76%	1%
CE Grant <sup>2</sup>	445,000.00	8,472.29	2%	0%
<b>TOTAL OF ALL FUNDS</b>	<b>9,213,749.43</b>	<b>6,665,802.77</b>	<b>72%</b>	<b>72%</b>

1. FARS is a multiple year Cooperative Agreement; the obligated amount is based on agreement modifications received during FY 2011. The expenditures are actual expenditures during the fiscal year, from October 1, 2010 thru September 30, 2011.

2. Combined Unrestrained and Impaired Driving Grant (CE) is a multiple year Cooperative Agreement; the obligated amount is based on the agreement. The expenditures are actual expenditures during the fiscal year, from October 1, 2010 thru September 30, 2011.

**FY2011 FINANCIAL INFORMATION**  
**Obligations and Expenditures by Project Area Group**

Project Area Grouping	Approved Obligated	Total Expenditure
AL	523,490.00	450,420.53
406 FUNDS	124,500.00	124,500.00
410 FUNDS	2,806,495.92	1,424,024.73
CE Funds	222,500.00	4,236.15
<b>Alcohol Related Projects</b>	<b>\$ 3,676,985.92</b>	<b>\$2,003,181.41</b>
MC	600.00	600.00
406 FUNDS	30,000.00	23,949.87
2010 FUNDS	170,893.98	48,351.02
<b>Motorcycle Related Projects</b>	<b>\$ 201,493.98</b>	<b>\$ 72,900.89</b>
OP	1,155,650.00	1,074,028.20
PM	188,125.14	174,102.80
406 FUNDS	77,782.38	75,169.17
CE Funds	222,500.00	4,236.15
<b>Occ. Protect Related Projects</b>	<b>\$ 1,644,057.52</b>	<b>\$1,327,536.32</b>
<b>PA</b>	<b>\$ 273,150.00</b>	<b>\$ 255,381.92</b>
PT	1,947,281.63	1,758,628.78
SE	367,500.00	354,253.47
<b>Police Traffic Related Projects</b>	<b>\$ 2,314,781.63</b>	<b>\$2,112,882.25</b>
TR	94,000.00	77,596.66
406 FUNDS	196,803.65	89,132.78
408 FUNDS	680,095.31	620,533.19
FARS	102,381.42	77,531.26
<b>Traffic Records Related Projects</b>	<b>\$ 1,073,280.38</b>	<b>\$ 864,793.89</b>
<b>RH Related Projects</b>	<b>\$ 30,000.00</b>	<b>\$ 29,126.10</b>
<b>TOTAL OF ALL FUNDS</b>	<b>\$ 9,213,749.43</b>	<b>\$6,665,802.77</b>



