

State of Louisiana
Highway Safety Program



2011 Annual Report

Prepared for the
U.S. Department of Transportation
National Highway Traffic Safety Administration
by the
Louisiana Highway Safety Commission

Sheriff Tony Mancuso, Chairman
Lt. Colonel John A. LeBlanc, Executive Director
and Governor's Highway Safety Representative

December 28, 2011

Table of Contents

Executive Summary.....	3
Commission Leadership.....	4
Statistical Summary.....	6
FY 2011 Goals.....	7
FY 2011 Achievements.....	8
Planning and Administration Program.....	10
Impaired Driving Program.....	11
Occupant Protection Program.....	15
Motorcycle Program.....	21
Police Traffic Services Program.....	23
Traffic Records Program.....	27
Rail Grade Program	28
Safe Communities.....	29
Section 154 and Section 164.....	31
Paid Media Report.....	32
2011 Final Voucher.....	35
2011 Financial Summary.....	37
State-Local Match Summary.....	Annex A
2011 Program Expenditures.....	Annex B
LHSC Goals.....	Annex C

Executive Summary

The Louisiana Highway Safety Commission (LHSC) administers the State's highway safety grant program in accordance with the provisions and all amendments of the Highway Safety Act of 1966 (Public Law 89-564). Louisiana's highway safety program is designed to reduce traffic crashes and the resulting deaths, injuries, and property damage.

The Department of Transportation, through the National Highway Traffic Safety Administration, serves as the federal oversight agency. The funds awarded to the LHSC include:



- Section 402 – General Traffic Safety
- Section 154/164 – Open Container and Repeat Offender Hazardous Elimination Funds
- Section 405a – Occupant Protection Incentive Funds
- Section 406 – Safety Belt Incentive
- Section 408 – Data Program
- Section 410 – Impaired Driving (Programmatic, High Fatality Rate, and High Visibility)
- Section 2010 – Motorcycle
- FLEX Funds - DOTD funds to support occupant protection.

These funding areas support Louisiana programs for Planning and Administration, Impaired Driving, Motorcycle, Occupant Protection, Child Passenger Restraint, Police Traffic Services, Traffic Records, Paid Media, Railroad, Safe Communities, and Hazard Elimination.

The 2011 Annual Report reflects on the previous year and highlights success toward many of our goals and targets areas that need additional focus. The report provides a detailed description of goals based upon national standards, including activity measures, and a measure of statistical trends. This report also includes goals, achievements, and a narrative program summary for each of our behavioral program areas.

The Louisiana Highway Safety Commission continues to reduce traffic fatalities and injuries on Louisiana roadways through enforcement support, community outreach, and a multitude of partnerships through the state.

We have seen declines in fatalities for three consecutive years and are introducing new outreach efforts to further the progress. Most significantly the Louisiana Highway Safety Commission has:

- Reduced fatalities by 12.3%
- Reduced serious injuries by 9.49%
- Reduced the fatality rate per 100 million vehicle miles travelled by 13.66%
- Reduced alcohol impaired fatalities by 23.73%
- Reduced speeding-related fatalities by 18.4%
- Reduced motorcycle fatalities by 31.07%
- Reduced the fatal crashes involving young drivers by 19.85%
- Reduced the number of pedestrian fatalities by 30.84%
- Increased the overall seatbelt usage in the past two years by 3.2%
- Launched new social media efforts.

We remain keenly aware of the long term traffic safety problems and will fervently rely on best practices and researched based programs to continue the recent success. Our support of enforcement agencies will continue, our community outreach will foster local interest, and our partnerships will continue to flourish while sharing common goals of reducing fatal and injury crashes on our roadways.

Commission Leadership

The LHSC is supported by a Governor appointed board of 21 Commissioners. As directed in Louisiana Revised Statute 48:1347, the Commission gathers, studies, prepares, evaluates, and distributes statistical compilations and makes recommendations with respect to crashes, injuries, and the related problems. The Commission serves as the coordinating agency for all activities relating to highway safety and prepares such legislation as it deems necessary to carry out a comprehensive, long-range highway safety program for the state. The Commission makes reports to the Governor, the legislature, and to the proper agencies of the federal government as required by law or as directed.

In addition to the 21 member Commission, the LHSC has a staff of thirteen. Under the leadership of the Commission, the Executive Director and the Deputy Director, the staff manages the day-to-day operations of the LHSC.

The 21 member Commission includes the following:

Sheriff Tony Mancuso, <u>Chairman</u>	Calcasieu Parish	7th Congressional District
Jeffery McKneely	Tangipahoa Parish	1st Congressional District
Chief Dwayne Munch	Jefferson Parish	2nd Congressional District
Chief Warren Vedros Sr.	Lafourche Parish	3rd Congressional District
Tommy Head	Caddo Parish	4th Congressional District
Bobby W. Deen	Grant Parish	4th Congressional District
Sheriff Rodney Arbuckle	DeSoto Parish	4th Congressional District
Chief Randall Bryan	Vernon Parish	4th Congressional District
Carl Pendley	Caddo Parish	4th Congressional District
Mayor Reggie Skains	Union Parish	5th Congressional District
Sheriff Robert Buckley	Union Parish	5th Congressional District
Stephen J. Gremillion	Avoyelles Parish	5th Congressional District
Sheriff Charles McDonald	Richland Parish	5th Congressional District
Russ McInnis	Winn Parish	5th Congressional District
Vacant	Baton Rouge	6 th Congressional District
Chief Alexcie Guillory	St. Landry Parish	7th Congressional District
Chief Jim Craft	Lafayette Parish	7th Congressional District
Johnny Gaspard	Vermilion Parish	7th Congressional District
Ray Morvant	Vermilion Parish	7th Congressional District
Lt. Col. Mark Oxley	Calcasieu Parish	7th Congressional District
Bryan Bossier	Woodworth	8 th Congressional District



Statistical Summary

The performance measures shown in the chart below constitute the national performance measures reported by all states.

All data presented is 2010 data which is the most current.

Table 1 – Performance Measures

	2004	2005	2006	2007	2008	2009	2010	2011
C-1 Total Fatalities	927	963	987	993	916	824	710	-
C-2 Total Serious Injuries	15,777	16,051	14,977	15,422	15,073	14,785	13,382	-
C-3 Fatality rate / 100 million VMT	2.08	2.14	2.17	2.19	2.02	1.84	-	-
Rural VMT	-	3.24	2.40	2.67	2.58	2.28	-	-
Urban VMT	-	1.29	2.00	1.83	1.61	1.50	-	-
C-4 Unrestrained Passenger Vehicle Occupant Fatalities	410	375	440	437	397	353	283	-
C-5 Alcohol-Impaired Driving Fatalities (w/ \geq .08 BAC)	315	334	371	375	339	290	225	-
C-6 Speeding-Related Fatalities	218	181	259	256	252	290	235	-
C-7 Motorcycle fatalities	73	75	95	89	81	103	71	-
C-8 Unhelmeted Motorcyclists Fatalities	36	18	12	21	32	25	10	-
C-9 Drivers Age 20 or Younger in Fatal Crashes	183	156	176	179	132	134	107	-
C-10 Pedestrian fatalities	103	113	97	111	107	108	74	-
B-1 Occupant Protection Observed Usage (%)	75.0	77.7	74.8	75.2	75.5	74.5	75.9	77.7
A-1 Number of seat belt citations issued during grant-funded enforcement activities	31,659	22,288	44,540	32,512	20,690	37,088	53,471	-
A-2 Number of impaired driving arrests made during grant-funded enforcement activities	1,903	1,396	1,919	1,854	1,995	2,454	4,739	-
A-3 Number of speeding citations issued during grant-funded enforcement activities	-	-	53,235	30,567	19,983	9,584	12,811	-

Source: FARS; Louisiana State University Highway Safety Research Group

FY 2011 Goals

All goals directly relate to the standard performance measures.

- To decrease fatalities from a five-year average of 956 (2004 to 2008) to 890 by 2011, a 4.5 percent reduction. (C-1 Total Fatalities)
- To decrease serious injuries by 4.5 percent from a five-year average (2004 to 2008) of 15,460 to 14,407 by 2011. (C-2 Total Serious Injuries)
- To decrease fatalities per 100 M VMT by 21 percent from 2.03 in 2008 to 1.6 in 2011. (C-3 Fatality rate/100 million VMT)
 - Reduce the rural fatalities per 100 M VMT from a 5 year average of 3.0 (2004-2008) to 2.54 by 2011, a 2.2% reduction. (Rural VMT)
 - Reduce the urban fatalities per 100 M VMT from a 5 year average of 1.68 (2004-2008) to 1.57 by 2011, a 2.4% reduction. (Urban VMT)
- To decrease unrestrained passenger vehicle occupant fatalities in all seating positions 9 percent from a five-year average of 424 (2004 to 2008) to 395 in 2011. (C-4 Unrestrained Passenger Vehicle Occupant Fatalities)
- To decrease alcohol impaired fatalities by 4.3 percent from a five-year average of 347 (2004 to 2008) to 323 in 2011. (C-5 Alcohol-Impaired Driving Fatalities (w/≥.08 BAC))
- To decrease speeding-related fatalities by 4.3 percent from a five-year average of 233 (2004 to 2008) to 217 in 2011. (C-6 Speeding-related fatalities)
- To decrease motorcycle fatalities by 4.7 percent from a five-year average of 85 (2004 to 2008) to 79 by 2011. (C-7 Motorcycle fatalities)
- To decrease unhelmeted motorcyclist fatalities by 4.1 percent from a five-year average of 24 (2004 to 2008) to 21 in 2011. (C-8 Unhelmeted Motorcyclists Fatalities)
- To decrease number of fatal crashes involving young drivers by 6.7 percent from an average of 170 (2004 to 2008) to 159 in 2011. (C-9 Drivers Age 20 or younger in Fatal Crashes)
- To decrease pedestrian fatalities by 4.7 percent from a five year average of 105 (2004 to 2008) to 98 by 2011. (C-10 Pedestrian Fatalities)

- To increase safety belt use from a 5 year average of 76% (2004-2008) to 78% by 2011. An increase of 1 percentage point per year. (B-1 Occupant Protection Observed Usage in %)
- To increase the number of seat belt citations issued during grant-funded enforcement activities by 10 percent from 37,088 in 2009 to 40,797 in 2011. (A-1 Number of seat belt citations issued during grant-funded enforcement activities)
- To increase the number of impaired driving arrests made during grant-funded enforcement activities by 7 percent from 2,454 in 2009 to 2,594 in 2011. (A-2 Number of impaired driving arrests made during grant-funded enforcement activities)
- To increase the number of speeding citations issued during grant-funded enforcement activities by 15 percent from 9,584 in 2009 to 12,581 in 2011. (A-3 Number of speeding citations issued during grant-funded enforcement activities)

FY 2011 Achievements

- Louisiana greatly exceeded their 2011 goal related to decreasing fatalities. The number of fatalities decreased from 824 in 2009 to 710 in 2010, a decrease of 13.83%. (C-1 Total Fatalities)
- The number of serious injuries fell from 14,785 in 2009 to 13,382 in 2010 which is well below Louisiana's 2011 goal of 14,407. This represents a decrease of 9.49%. (C-2 Total Serious Injuries)
- The fatality rate per 100 M VMT decreased from 1.84 in 2009 to 1.58 in 2010, a decrease of 14.13%. Louisiana met our 2011 goal for this performance measure. (C-3 Fatality rate/100 million VMT)
- Rural fatalities per 100 M VMT increased from 2.28 in 2009 to 2.38 in 2010, a decrease of 4.39%. (Rural VMT)
- Urban fatalities per 100 M VMT increased from 1.50 in 2009 to 1.72 in 2010, a decrease of 14.67%. (Urban VMT)
- Louisiana also exceeded their 2011 goal for unrestrained passenger vehicle occupant fatalities in all seating positions. This number decreased from 353 in 2009 to 283 in 2010, a decrease of 19.83%. (C-4 Unrestrained Passenger Vehicle Occupant Fatalities)

- Louisiana achieved a 22.41% reduction in alcohol impaired fatalities. These fatalities decreased from 290 in 2009 to 225 in 2010 greatly exceeding the 2011 goal. (C-5 Alcohol-Impaired Driving Fatalities (w/≥.08 BAC))
- Speeding-related fatalities decreased from 290 in 2009 to 235 in 2010, a decrease of 18.97%. While Louisiana realized an 18.97% reduction, we did not reach our 2011 goal of 217. (C-6 Speeding-related fatalities)
- The number of motorcycle fatalities decreased from 103 in 2009 to 71 in 2010, a decrease of 31.07%. Louisiana surpassed their 2011 goal. (C-7 Motorcycle fatalities)
- The number of unhelmeted motorcyclist fatalities decreased from 25 in 2009 to 10 in 2010, a decrease of 60%. Louisiana far exceeded the 2011 goal of 21 with this 60% reduction in unhelmeted motorcyclist fatalities. (C-8 Unhelmeted Motorcyclists Fatalities)
- Fatal crashes involving young drivers decreased from 131 in 2009 to 107 in 2010, a decrease of 18.32%. Louisiana also achieved success in surpassing the 2011 goal for this measure. (C-9 Drivers Age 15 to 20 Involved in Fatal Crashes)
- The number of pedestrian fatalities decreased from 108 in 2009 to 74 in 2010, a reduction of 31.48%. Louisiana experienced success in meeting and surpassing the 2011 goal in the reduction of the number of pedestrian fatalities. (C-10 Pedestrian Fatalities)
- The statewide observed seat belt usage of all front seat outboard occupants has increased from 74.5% in 2009 to 75.9% in 2010 to 77.7% in 2011. Louisiana has seen increases in observed seat belt usage in 2010 and 2011 for a combined increase of 3.2 percentage points. (B-1 Occupant Protection Observed Usage in %)
- The number of seat belt citations issued during grant-funded enforcement activities increased from 37,088 in 2009 to 53,471 in 2010 to 65,262 in 2011. (A-1 Number of seat belt citations issued during grant-funded enforcement activities)
- The number of impaired driving arrests made during grant-funded enforcement activities increased from 2,454 in 2009 to 4,739 in 2010 to 6,236 in 2011. (A-2 Number of impaired driving arrests made during grant-funded enforcement activities)
- The number of speeding citations issued during grant-funded enforcement activities increased from 9,584 in 2009 to 12,811 in 2010 to 23,599 in 2011. (A-3 Number of speeding citations issued during grant-funded enforcement activities)

Planning and Administration Program

The LHSC supports a comprehensive Planning and Administrative Program that utilizes Section 402 funds for data analysis, planning, financial management, coordination and communication among traffic safety partners.

Goals

- To administer the State and Community Highway Safety Grant Program and other state and Federal funded highway safety programs.
- To plan for coordinated highway safety activities.
- To use strategic resources most effectively.
- To decrease traffic crashes, deaths, and injuries.

Achievements

The LHSC successfully achieved all 2011 goals for this program area. The State and Community Highway Safety Grant Program was administered per federal guidelines. The LHSC planner conducted data analysis to complete the problem identification. Then, evidence based strategies were identified and resources were allocated to the identified areas. In 2010, traffic crashes, fatalities, and injuries all decreased.



Impaired Driving Program

In recent years, Louisiana has seen a reduction in the number of alcohol-impaired driving fatalities; however, in 2009 the state remained above the national average of 32 percent of alcohol-impaired fatalities. The LHSC is utilizing Section 410 HVE/FR and 154/164 Alcohol resources to address this issue from many different fronts – high visibility enforcement, paid media, public information and education, DWI courts, prosecutorial training and education, juvenile underage drinking enforcement, and the Safe Communities program. The LHSC believes that a multi-faceted approach is the most effective way to continue reductions in these numbers.

Goals

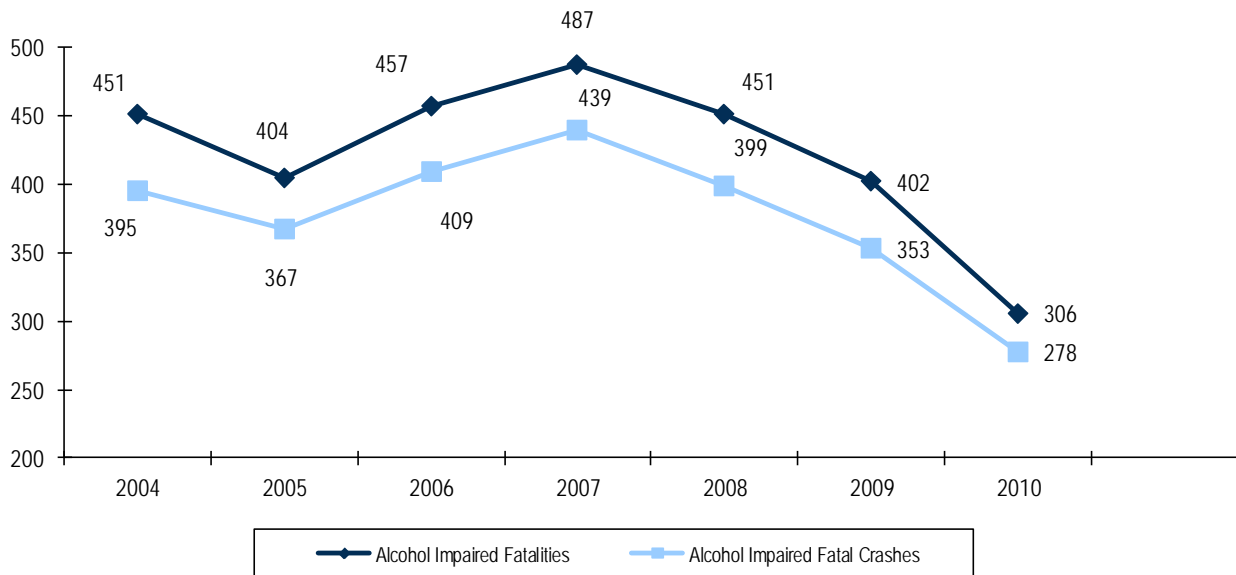
- To decrease alcohol impaired fatalities by 4.3 percent from a five-year average of 347 (2004 to 2008) to 323 in 2011. (C-5 Total Fatalities)

Achievements

Louisiana achieved a 22.41% reduction in alcohol impaired fatalities. These fatalities decreased from 290 in 2009 to 225 in 2010 greatly exceeding the 2011 goal.

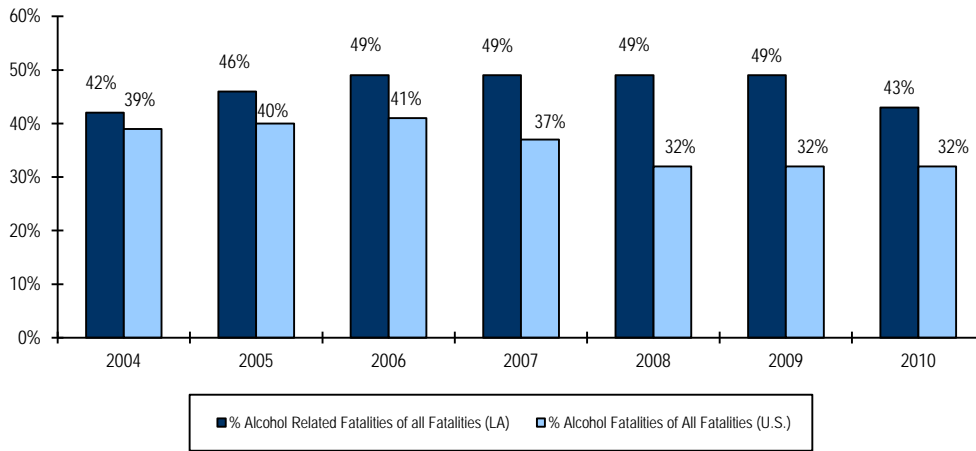
Louisiana’s alcohol-impaired fatalities decreased to 31%. For the first time since 2006, alcohol-impaired fatalities as a percent of total fatalities were less than the national rate of 32%.

Table 2 Alcohol-Related Fatalities and Alcohol-Related Fatal Crashes



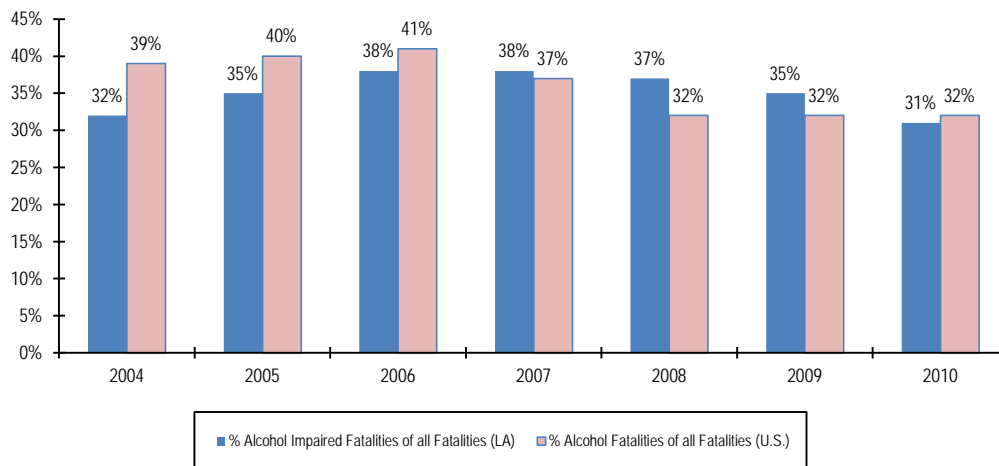
Source: Louisiana State University Highway Safety Research Group (state data).

Table 3 Alcohol-Related Fatalities as Percent of Total Fatalities as Compared to Nation



Source: Louisiana State University Highway Safety Research Group (state data).

Table 4 Alcohol-Impaired Fatalities as Percent of Total Fatalities as Compared to Nation



Source: FARS

Narrative

According to the LSU Highway Safety Research Group (LSU HSRG), alcohol-related fatalities accounted for 43 percent of all 2010 crash deaths, a five percentage point decrease from 2009. According to the Fatality Analysis Reporting System, alcohol-impaired fatalities accounted for only 31 percent of all 2010 crash deaths. In 2010 officers made 31,065 DWI arrests, an increase of almost 5,200 from the 25,870 DWI arrests made just five years earlier.

With the use of Section 410 HVE/FR and 154/164 Alcohol Funds, the LHSC continued to realize great success in the utilization of high visibility enforcement and paid media. Louisiana's alcohol-related fatalities reduction can be attributed to the continuation of strong enforcement efforts. In FY 2011, the LHSC contracted with 77 law enforcement agencies and the Louisiana State Police to conduct impaired driving overtime enforcement. The contracts specified that the 25 sheriff's offices and 52 municipal police departments would perform impaired driving enforcement each month of the 12 month period with special emphasis on the specific "enforcement waves". The Louisiana State Police contract specified that they would work every month during the 12 month period. These agencies worked a combined 78,611 overtime hours during these five "enforcement waves", resulting in 823 DWI checkpoints and 6,236 DWI arrests. It is very important to note that these same agencies provided a yearlong maintenance-of-effort attacking impaired driving by conducting 30,048 DWI arrests.

The LHSC utilized Section 154/164 Alcohol Funds to contract with 43 of the 77 law enforcement agencies. The contracts specified that the agencies would perform impaired driving enforcement each month of the 12 month period with special emphasis on the specific "enforcement waves". Agencies receiving Section 154/164 Alcohol Funds worked a total of 23,238 overtime hours, conducted 240 checkpoints, and completed 1,634 DWI arrests throughout FY 2011. These agencies reported an additional 3,120 DWI arrests which were completed during non-overtime hours.

Louisiana joined the national "Drive Sober or Get Pulled Over" campaign designed by the National Highway Traffic Safety Administration (NHTSA) to reduce the number of people killed in alcohol-related traffic crashes. As part of this campaign, the LHSC awarded grants to five law enforcement agencies across the state to purchase Breath Alcohol Testing (BAT) buses. The buses contain breath-testing stations that can run up to 12 tests per hour, interior and exterior cameras, computers to look up suspects' arrest records, facilities to collect and store blood evidence, and can accommodate nine or more officers. Similar units have reduced by three-fourths the time it takes to process a DWI suspect. While each of the five units is headquartered with a specific agency, they are available to law enforcement departments in surrounding cities and parishes. This technology plays an important role in stopping impaired driving.

During the 2011 "Drive Sober or Get Pulled Over" high visibility enforcement campaign, the Louisiana State Police, 17 sheriff's offices, and 39 municipal police departments conducted checkpoints and saturation patrols. This campaign produced over 1,046

DWI arrests during the Labor Day campaign. Additionally, there were 212 checkpoints conducted by participating agencies and a total of 11,114 overtime hours worked.

The LHSC conducted media events throughout Louisiana to support the “Drive Sober or Get Pulled Over” campaign. Local and state government, various enforcement agencies, and medical personnel participated in the press events and public information campaigns. In addition, educators, business and industry, students, victims and citizens have planned, participated in, and attended many media related events, training seminars, and public information events during the DWI mobilizations.

During FY11 \$1,567,488.71 was spent on alcohol paid media including 9,750 radio spots, 37,023 television spots, 36,195 donated spots, and 7,161,548 impressions.

The LHSC sponsored the 3rd Annual DWI Awards program to recognize leaders in DWI enforcement efforts and to raise awareness of the problem. Recognition awards were presented to law enforcement agencies, individual officers, a district attorney and a state judge. This awards program allows the LHSC to honor those officers and departments that are going the extra mile to protect the citizens of Louisiana from drunk drivers.

The LHSC partnered with Louisiana Department of Transportation and Development, New Orleans Police and Fire Departments, Louisiana State Police, Ministers Against Crime (MAC), and Sigma Gamma Rho Sorority Inc., and Southern University to promote the 2010 Bayou Classic Traffic Safety Campaign at the 37th State Farm Bayou Classic. This important campaign encourages the more than 200,000 fans visiting New Orleans during this event to drive sober and wear seat belts.

The LHSC featured the finalized 2010 crash data provided by the LSU HSRG in DVDs of about 10 minutes in length for law enforcement to use during “roll call” trainings. The roll call DVDs featured Colonel Mike Edmonson, Louisiana State Police, and Colonel John LeBlanc, LHSC, addressing local enforcement partners while sharing the 2010 data and reminding them of the critical role they play in continuing the reduction in fatalities and injuries. Over 100 DVDs have been distributed to law enforcement agencies through the Law Enforcement Liaisons (LELs) network.

Louisiana utilized a telephone survey as part of its impaired driving program in FY 2011. A telephone survey of 800 licensed motorists was conducted in July 2011. The topics included attitudes regarding seat belts, speeding, and impaired driving. When asked the chances of someone getting arrested if they drive after drinking, 84.9% of respondents answered “very likely” or “somewhat likely”. When asked how many times in the last 30 days they had driven a motor vehicle within 2 hours after drinking alcoholic beverages, 51.5% of those surveyed said “none”. Respondents were also asked if in the past 30 days they had read, seen, or heard anything about drunk driving enforcement by police and 59.6% said “yes”.

Impediments to Achievements

The culture in Louisiana is a very difficult impediment for the LHSC to counter. It will take time to change the perception that driving after drinking is acceptable. However, the data are trending downward and have been for several years so it seems slowly the attitudes are changing.

Louisiana law allows drive through daiquiri shops and allows 18 to 20 year olds to enter bars even though they must be at least 21 years old to purchase, possess, or consume alcoholic beverages.

The LHSC would like to increase their enforcement and media placements. However, budget constraints have required a reduction in programming. Recent increases in match requirements have placed additional burdens on the LHSC. The LHSC is also struggling with the continuation of the high match requirements as we operate under continuing federal budget resolutions that keep the match requirements frozen at the higher levels.



Occupant Protection Program

Louisiana saw a decrease in the number of unrestrained occupant fatalities, but occupant protection still remains a priority issue in the state. More than 58% of all the fatalities were unbelted. Louisiana is committed to continuing its support of the National Click It or Ticket It Campaign and the efforts to increase the use of child passenger safety seats. The LHSC is utilizing Section 402, 405, and FLEX resources to address this issue on several different fronts – high visibility enforcement, paid media, public information and education, child safety seat check-up events, training of child safety technicians, coalitions, and the Safe Communities Program.

Goals

- To decrease unrestrained passenger vehicle occupant fatalities in all seating positions 9 percent from a five-year average of 424 (2004 to 2008) to 395 in 2011. (C-4 Unrestrained Passenger Vehicle Occupant Fatalities)

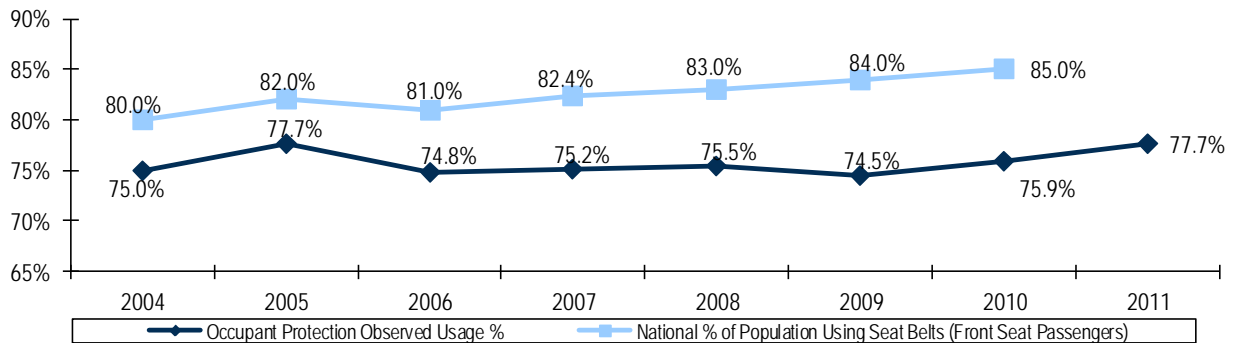
- To increase safety belt use from a 5 year average of 76% (2004-2008) to 78% by 2011. An increase of 1 percentage point per year. (B-1 Occupant Protection Observed Usage in %)

Achievements

Louisiana also exceeded their 2011 goal for unrestrained passenger vehicle occupant fatalities in all seating positions. This number decreased from 353 in 2009 to 283 in 2010, a decrease of 19.83%.

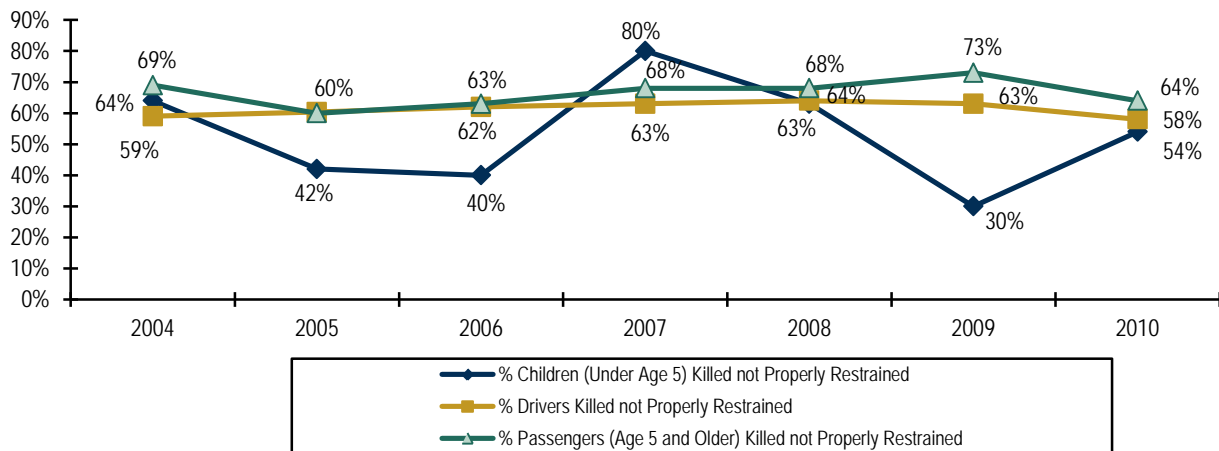
The statewide observed seat belt usage of all front seat outboard occupants has increased from 74.5% in 2009 to 75.9% in 2010 to 77.7% in 2011. Louisiana has seen increases in observed seat belt usage in 2010 and 2011 for a combined increase of 3.2 percentage points.

Table 5 2004 – 2011 Observed Seat Belt Use



Source: Louisiana State University Highway Safety Research Group (State data); NHTSA.

Table 6 Percent of Unrestrained Fatalities 2004 to 2010



Source: Louisiana State University Highway Safety Research Group (State data).

Narrative

According to the LSU HSRG in 2010, fifty-eight percent (58%) of drivers killed were not wearing a safety belt which is a decrease from sixty-three percent (63%) in 2009. In 2009, seventy-three percent (73%) of passengers age 5 and older who were killed were not wearing a safety belt; while in 2010 this number decreased to sixty-five percent (65%). In 2009, thirty percent (30%) of children ages 4 and younger who were killed were not properly seated in a child seat; while in 2010 this number increased to fifty-eight percent (58%). Louisiana's observed seat belt usage increased from 75.9% in 2010 to 77.7% in 2011.

The LHSC utilized Section 402 and FLEX funds to contract with 46 law enforcement agencies and the Louisiana State Police to conduct safety belt overtime enforcement during the 12 months of FY 2011 and to support the yearlong "Click It or Ticket" enforcement campaign. These agencies worked a combined 41,773 overtime hours, resulting in 65,262 adult citations and 5,807 child restraint citations. It is important to note that these same agencies provided a yearlong maintenance-of-effort to improve safety belt use through aggressive enforcement. Law enforcement agencies reported issuing 159,960 adult safety belt citations and 27,261 child restraint citations for a total of 187,221 citations.

During the 2011 "Click It or Ticket" National Mobilization, the Louisiana State Police, 23 sheriff's offices, and 52 municipal police departments conducted enforcement activities related to occupant protection. This campaign produced over 13,254 safety belt citations. Additionally, participating agencies conducted 285 checkpoints and worked a total of 7,579 occupant protection overtime hours.

The LHSC conducted media events throughout Louisiana. Local and state government, various enforcement agencies, medical personnel, educators, business and industry, students, victims and citizens participated in the press events and public information campaigns. During FY 2011 \$1,238,021.50 was spent on seat belt advertising including 14,847 radio spots, 75,764 television spots, 63,559 donated spots, and 9,843,828 impressions. Signage included web banners.

In 2011, the LHSC partnered with the Louisiana Department of Transportation and Development (LA DOTD) in the planning and implementation of occupant protection efforts through the use of FLEX funds. Through this partnership, the LA DOTD provided an additional \$1.3 million dollars to the LHSC for use in the occupant protection program. These funds were used to contract with 52 law enforcement agencies, to supplement the activities of the Safe Communities programs, and to enhance the paid media. These agencies worked a total of 19,690 overtime hours resulting in 28,655 adult citations and 2,813 child restraint citations. Agencies participating on FLEX funds also issued 123,405 adult citations and 13,705 child restraint citations on non-overtime hours. This level of additional enforcement would not have been possible without the use of FLEX funds.

The LHSC utilized observational and telephone surveys as an integral part of their occupant protection program. The following surveys were conducted in 2011:

- The twenty-seventh wave of the safety belt observational survey was conducted in June and July 2011. Observational data was collected on drivers, front seat passengers, and adult rear seat passengers of privately owned vehicles. Data were collected at 418 locations selected from Louisiana’s eight regions. There were 61,185 vehicles observed including autos, pickup trucks, SUVs, and Vans. The results of this survey showed an increase of 1.8 percentage points in seat belt usage from 2010. The 2010 statewide usage rate is 75.9% compared to 77.7% in 2011. Safety restraint usage ranges by region from 74.8% in the Alexandria and Lake Charles areas to 80.5% in the Lafayette area. Usage rates by vehicle type range from a low of 70.0% among pickup truck occupants to 85.5% among van occupants. Restraint usage among automobile occupants is 80.1%. Table 6 shows the Safety Belt Usage, by region, since 2003.

Table 7 Adult Observed Safety Belt Usage (All Vehicles and All Locations)

Region	2003	2004	2005	2006	2007	2008	2009	2010	2011
1-New Orleans	74.8%	73.4%	77.1%	71.2%	73.1%	68.2%	73.7%	72.6%	74.9%
2-Baton Rouge	70.6%	71.6%	75.6%	73.8%	76.4%	79.0%	74.6%	77.6%	78.5%
3-Houma	77.1%	81.1%	81.3%	79.0%	78.1%	89.1%	76.0%	76.8%	79.6%
4-Lafayette	69.1%	74.3%	77.7%	78.2%	78.6%	79.5%	76.1%	77.0%	80.5%
5-Lake Charles	76.9%	76.9%	79.4%	73.3%	71.3%	72.5%	77.3%	74.2%	74.8%
6-Alexandria	78.1%	76.1%	77.7%	71.5%	72.6%	71.6%	76.9%	71.8%	74.8%
7-Shreveport	75.7%	77.0%	78.4%	77.8%	76.0%	72.6%	71.8%	78.6%	78.2%
8-Monroe	74.6%	74.1%	77.1%	73.2%	72.5%	70.4%	71.3%	74.7%	77.8%
Louisiana	73.8%	75.0%	77.7%	74.8%	75.2%	75.5%	74.5%	75.9%	77.7%

Source: SB Surveys - Applied Technology Research

- The twenty-sixth wave of statewide of the child restraint observational survey was conducted during May 2011. A total of 1,697 observations were made at 69 sites. Of children subject to Louisiana, 86.2% were restrained while in the motor vehicle. However, research has shown that the use of child safety restraints decreases as age increases. Almost all 99.6% of the infants observed were restrained which is an increase from 97.6% in 2010. The child restraint usage rate for children ages one through three was 95.4%, down slightly from 94.9% in 2010. Among four and five year olds, the usage rate increased to 88.3%, from the 85.8% measured in 2010. Child restraint usage among children aged six through twelve was 82.3%, a slight decrease from the 83.6% measured in 2010.
- A telephone survey of 800 licensed motorists was conducted in July 2011. The topics included attitudes regarding seat belts, speeding, and impaired driving. When asked how often safety belts were used when driving or riding in a car, van, sport utility vehicle, or pick up, 95.7% of respondents answered “always” or “nearly always”. When asked what they thought their chances of getting a ticket for not wearing a safety belt,

77.6% of those surveyed said it was “very likely” or somewhat likely”. Respondents were also asked if in the past 30 days they had read, seen, or heard anything about seat belt enforcement by police and 47.3% said “yes”.

In 2011, Louisiana saw an increase from 75.9% to 77.7% in statewide observed front seat belt usage. This marks the second year of increases in observed front seat belt usage for a total increase of 3.2 percentage points. The LHSC placed a substantial amount of funding into occupant protection overtime enforcement hours and paid media to support the high visibility enforcement.

The LHSC was also proud to partner with NHTSA to bring Tammy Ryden into Louisiana to conduct a nine city speaking tour as part of her “Write One for Rachel” campaign to promote seat belt use. Ms. Ryden, a motivational speaker, lost her daughter Rachel who was riding unbuckled in a pickup truck that was involved in a head-on crash in 1999. Ms. Ryden visited all nine regional Louisiana State Police Troop headquarters and met with more than 300 law enforcement officers and urged them to issue as many tickets as they can to unbelted motorists

As mentioned in the Impaired Driving Program section, the LHSC partnered with Louisiana Department of Transportation and Development, New Orleans Police and Fire Departments, Louisiana State Police, Ministers Against Crime (MAC), and Sigma Gamma Rho Sorority Inc., and Southern University to promote the 2010 Bayou Classic Traffic Safety Campaign at the 37th State Farm Bayou Classic. This important campaign encourages the more than 200,000 fans visiting New Orleans during this event to drive sober and wear seat belts.

The LHSC also partnered with Southern University, Louisiana State Police, and Department of Motor Vehicles to conduct traffic safety activities during their homecoming week.

To promote child passenger safety, the LHSC reached out to the Louisiana Municipal Association and the Louisiana Police Jury Association. Through a partnership with each of these associations, the LHSC was able to make a plea to the mayors and parish leaders across the state to issue proclamations declaring Child Passenger Safety Week in 2011. A sample proclamation was provided along with a press release that could be modified for the Mayor or Police Jury to issue to their local media. In addition, the LHSC issued a statewide press release acknowledging the partnership with both associations and providing child passenger safety fitting station information to the general public.

During Child Passenger Safety Week, Louisiana conducted events in 18 cities across the state. A total of 126 certified technicians participated, 325 vehicles were assisted, 303 seats were checked, and 233 free seats were distributed.

In FFY 2011, the LHSC funded the Louisiana Passenger Safety Task Force (LPSTF) to promote occupant protection and child safety seat usage. The LPSTF conducted five

Standardized Child Passenger Safety Instructor/Technician Courses for a total of 128 attendees. The LPSTF also managed the Child Passenger Safety Week events as well as the maintenance of the fitting stations that operate all year long and the child safety seat checkup events that occur throughout the year. Fitting station locations are listed on the LHSC website as a public resource.

In March 2011, the LHSC conducted an Occupant Protection Program Assessment in cooperation with NHTSA. Priority recommendations included increasing the seat belt fine, requiring seat belt use in 15 passenger vans, and requiring children up to eight years old to ride in booster seats. We are considering all recommendations for possible implementation in the occupant protection program.

Impediments to Achievements

Louisiana must continue its current efforts in order to see additional increases in the observed front seat belt usage rates. Louisiana does have a primary enforcement law for safety belts, but the fine is minimal. It may be necessary to see an increase in that fine in order to experience future increases in observed front seat belt usage. Trucks comprise a substantial portion of the driving fleet in Louisiana and pickup truck occupants are less likely to wear a seat belt. Therefore, we will need to employ strategies to encourage this population to wear their seat belts. Additionally, the LHSC is cognizant that as our observed front seat belt usage rates increase we will need to continue to explore data driven strategies to improve compliance.



Motorcycle Program

Louisiana has seen a decrease in the number of motorcycle fatalities. According to the LSU HSRG, motorcycle fatalities represent 10.4% of all fatalities in 2010. Louisiana is committed to continuing its support of messaging and outreach for this population through the use of Section 2010 funding.

Goals

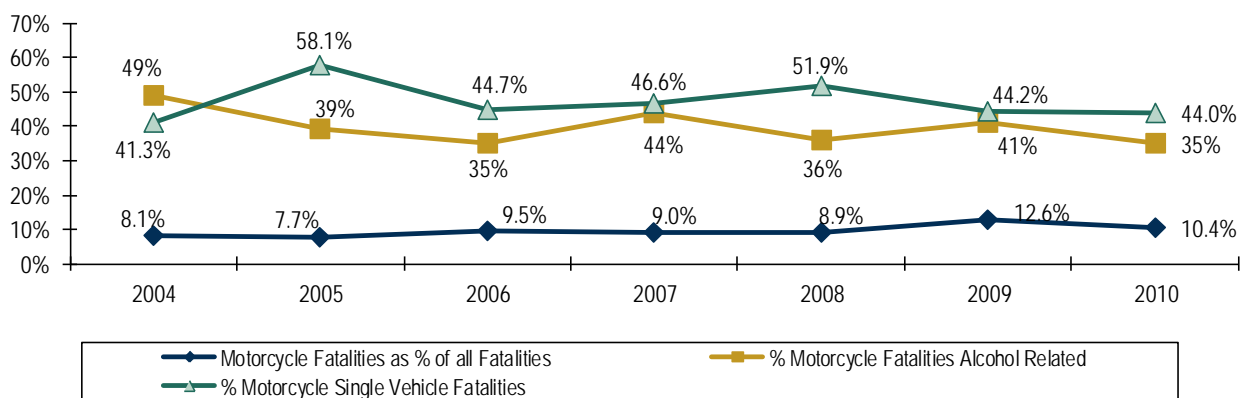
- To decrease motorcycle fatalities by 4.7 percent from a five-year average of 85 (2004 to 2008) to 79 by 2011. (C-7 Motorcycle Fatalities)
- To decrease unhelmeted motorcyclist fatalities by 4.1 percent from a five-year average of 24 (2004 to 2008) to 21 in 2011. (C-8 Unhelmeted Motorcyclist Fatalities)

Achievements

The number of motorcycle fatalities decreased from 103 in 2009 to 71 in 2010, a decrease of 31.07%. Louisiana surpassed their 2011 goal.

The number of unhelmeted motorcyclist fatalities decreased from 25 in 2009 to 10 in 2010, a decrease of 60%. Louisiana far exceeded the 2011 goal of 21 with this 60% reduction in unhelmeted motorcyclist fatalities.

Table 8 **Motorcyclist Fatalities as Percent of Total Fatalities, Alcohol-Related Fatalities, and Single Vehicle Fatalities**



Source: Louisiana State University Highway Safety Research Group (state data).

Narrative

During 2010, 71 motorcyclists were killed compared to 103 in 2009, which is a decrease of 31.07%. The number of unhelmeted motorcycle fatalities decreased 60% from 25 in 2009 to 10 in 2010. Louisiana also saw a 10.2% decrease in the number of motorcycle injuries as well as a 12.9% decrease in the number of motorcycles involved in crashes. According to the LSU HSRG, 88% of motorcyclists involved in crashes were helmeted in 2010, a decrease of one percent from 2009. The Motorcycle Safety and Operator Training program has been in full operation within the Department of Public Safety since February of 2010. The training program is established in five markets with plans on expansion during the upcoming year. The Motorcycle Awareness Campaign (MAC) has continued to provide outreach for the "Share the Road" message for automobiles and has established new local chapters in 9 communities.

The population continues to grow in Louisiana and we are ever diligent in researching our demographics and providing messaging and outreach efforts to ensure all motorists watch for motorcycles, have access to affordable training, and promote the use of motorcycle helmets.

Impediments to Achievements

More than 60 lives were saved by the enactment of the mandatory helmet law in 2004. Louisiana must remain vigilant in keeping the mandatory helmet law. A repeal of the mandatory helmet law would lead to increases in motorcycle injuries and fatalities. Of additional concern are the varying degrees of safety conscious motorcyclist groups and their differing opinions of the helmet law.



Police Traffic Services Program

In FY 2011, Louisiana utilized funding from Sections 402, 410, Sections 154/164 and FLEX funds for overtime enforcement related to occupant protection, speeding, and alcohol impaired driving.

Goals

- To decrease fatalities from a five-year average of 956 (2004 to 2008) to 890 by 2011, a 4.5 percent reduction. (C-1 Total Fatalities)
- To decrease serious injuries by 4.5 percent from a five-year average (2004 to 2008) of 15,460 to 14,407 by 2011. (C-2 Total Serious Injuries)
- To decrease alcohol impaired fatalities by 4.3 percent from a five-year average of 347 (2004 to 2008) to 323 in 2011. (C-5 Alcohol-Impaired Driving Fatalities)
- To decrease speeding-related fatalities by 4.3 percent from a five-year average of 233 (2004 to 2008) to 217 in 2011. (C-6 Speeding-Related Fatalities)
- To decrease number of fatal crashes involving young drivers by 6.7 percent from an average of 170 (2004 to 2008) to 159 in 2011. (C-9 Drivers Age 20 or younger in Fatal Crashes)
- To decrease pedestrian fatalities by 4.7 percent from a five year average of 105 (2004 to 2008) to 98 by 2011. (C-10 Pedestrian Fatalities)
- To increase safety belt use from a 5 year average of 76% (2004-2008) to 78% by 2011. An increase of 1 percentage point per year. (B-1 Occupant Protection Observed Usage in %)
- To increase the number of seat belt citations issued during grant-funded enforcement activities by 10 percent from 37,088 in 2009 to 40,797 in 2011. (A-1 Number of Seat Belt Citations Issued During Grant-Funded Enforcement Activities)
- To increase the number of impaired driving arrests made during grant-funded enforcement activities by 7 percent from 2,454 in 2009 to 2,594 in 2011. (A-2 Number of Impaired Driving Arrests Made During Grant-Funded Enforcement Activities)
- To increase the number of speeding citations issued during grant-funded enforcement activities by 15 percent from 9,584 in 2009 to 12,581 in 2011. (A-3 Number of Speeding Citations Issued During Grant-Funded Enforcement Activities)

Achievements

Louisiana greatly exceeded their 2011 goal related to decreasing fatalities. The number of fatalities decreased from 824 in 2009 to 710 in 2010, a decrease of 13.83%.

The number of serious injuries fell from 14,785 in 2009 to 13,382 in 2010 which is well below Louisiana's 2011 goal of 14,407. This represents a decrease of 9.49%.

Louisiana achieved a 22.41% reduction in alcohol impaired fatalities. These fatalities decreased from 290 in 2009 to 225 in 2010 greatly exceeding the 2011 goal.

Speeding-related fatalities decreased from 290 in 2009 to 235 in 2010, a decrease of 18.97%. While Louisiana realized an 18.97% reduction, we did not reach our 2011 goal of 217.

Fatal crashes involving young drivers decreased from 134 in 2009 to 107 in 2010, a decrease of 18.32%. Louisiana also achieved success in surpassing the 2011 goal for this measure.

The number of pedestrian fatalities decreased from 108 in 2009 to 74 in 2010, a reduction of 31.48%. Louisiana experienced success in meeting and surpassing the 2011 goal in the reduction of the number of pedestrian fatalities.

The statewide observed seat belt usage of all front seat outboard occupants has increased from 74.5% in 2009 to 75.9% in 2010 to 77.7% in 2011. Louisiana has seen increases in observed seat belt usage in 2010 and 2011 for a combined increase of 3.2 percentage points.

The number of seat belt citations issued during grant-funded enforcement activities increased from 37,088 in 2009 to 53,471 in 2010 to 65,262 in 2011.

The number of impaired driving arrests made during grant-funded enforcement activities increased from 2,454 in 2009 to 4,739 in 2010 to 6,236 in 2011.

The number of speeding citations issued during grant-funded enforcement activities increased from 9,584 in 2009 to 12,811 in 2010 to 23,599 in 2011.

Narrative

In FY 2010, Louisiana saw traffic deaths drop to their lowest level since the LSU HSRG began reporting on this data in 1984. Fatalities decreased by 12.6% to 720 from the previous year's total of 824; while serious injuries dropped 9.49% from the 2009 total of 14,785. This decrease marks the third consecutive year that deaths have declined on Louisiana roads.

Additionally, alcohol-impaired fatalities decreased 48.14%. Speeding-related fatalities also decreased 17.01% in FY 2010. Fatal crashes involving young drivers also

decreased from 130 in 2009 to 105 in 2010. Louisiana also realized a 28.04% reduction in pedestrian fatalities. The LHSC also reported an increase in the percentage of observed front seat belt usage for the second consecutive year. The observed front seat belt usage for 2011 was 77.7% and increase of 1.8 percentage points over the 2010 rate of 75.9%.

The LHSC contracted with the Louisiana State Police, 25 Sheriff's Departments, and 52 municipal agencies to conduct three primary types of enforcement. Impaired Driving, Occupant Protection and Speed are the leading causes of traffic fatalities and injuries, and law enforcement efforts have historically been a critical component to addressing each issue.

In FY 2011, the LHSC contracted with 77 law enforcement agencies and the Louisiana State Police to conduct impaired driving overtime enforcement. The contracts specified that the 25 sheriff's offices and 52 municipal police departments would perform impaired driving enforcement each month of the 12 month period with special emphasis on the specific "enforcement waves". The Louisiana State Police contract specified that they would work every month during the 12 month period. These agencies worked a combined 78,611 overtime hours during these five "enforcement waves", resulting in 823 DWI checkpoints and 6,236 DWI arrests. It is very important to note that these same agencies provided a yearlong maintenance-of-effort attacking impaired driving by conducting 30,048 DWI arrests.

The LHSC utilized Section 402 and FLEX funds to contract with 46 law enforcement agencies and the Louisiana State Police to conduct safety belt overtime enforcement during the 12 months of FY 2011 and to support the yearlong "Click It or Ticket" enforcement campaign. These agencies worked a combined 41,773 overtime hours, resulting in 65,262 adult citations and 5,807 child restraint citations. It is important to note that these same agencies provided a yearlong maintenance-of-effort to improve safety belt use through aggressive enforcement. Law enforcement agencies reported issuing 159,960 adult safety belt citations and 27,261 child restraint citations for a total of 187,221 citations.

Louisiana has seen great success with the implementation of Data-Driven Approach to Crime and Traffic Safety (DDACTS). Lafourche Parish Sheriff's Office has successfully utilized DDACTS for several years now. Additionally, Thibodaux Police Department and New Orleans Police Department are seeing success with its implementation. Baton Rouge Police Department is also utilizing this approach. Louisiana hosted a DDACTS Implementation Workshop in Lafayette on February 8-10, 2011, for interested law enforcement agencies. Attendees were provided with customized assistance on technical, operational, and managerial issues related to the implementation of data-driven operations.

The LHSC did not conduct any branded speed enforcement campaigns during 2011 due to limited resources. However, 23,599 speeding citations were issued through grant funded overtime enforcement activities. Funded enforcement agencies issued

280,432 speeding citations during the year through non-overtime enforcement activities. Louisiana did experience a decrease in speed related fatalities in 2010 but did not reach its 2011 goal.

A telephone survey of 800 licensed motorists was conducted in July 2011. The topics included attitudes regarding seat belts, speeding, and impaired driving. When asked what they thought their chances of getting a ticket for driving over the speed limit, 85.9% of those surveyed said it was “very likely” or somewhat likely”. Respondents were also asked if in the past 30 days they had read, seen, or heard anything about speed enforcement by police and 37.4% said “yes”. When asked how often on a local road with a speed limit of 30 mph, they drive faster than 35 mph, 11.7% of respondents replied “always” or “nearly always”. When asked how often on a local road with a speed limit of 65 mph they drive faster than 70 mph, 10.9% of respondents replied “always” or “nearly always”.

Impediments to Achievements

The culture in Louisiana is a very difficult impediment for the LHSC to counter. It will take time to change the perception that driving after drinking is acceptable. However, the data are trending downward and have been for several years so it seems slowly the attitudes are changing.

Louisiana law allows drive through daiquiri shops and allows 18 to 20 year olds to enter bars even though they must be at least 21 years of age to purchase, possess, or consume alcoholic beverages.

The LHSC would like to increase their enforcement and media placements. However, budget constraints have required a reduction in programming. Recent increases in match requirements have placed additional burdens on the LHSC. The LHSC is also struggling with the continuation of the high match requirements as we operate under continuing resolutions that keep the match requirements frozen at the higher levels.

Louisiana must continue its current efforts in order to see additional increases in the observed front seat belt usage rates. Louisiana does have a primary enforcement law for safety belts, but the fine is minimal. It may be necessary to see an increase in that fine in order to experience future increases in observed front seat belt usage. Trucks comprise a substantial portion of the driving fleet in Louisiana and pickup truck occupants are less likely to wear a seat belt. Therefore, we will need to employ strategies to encourage this population to wear their seat belts. Additionally, the LHSC is cognizant that as our observed front seat belt usage rates increase we will need to continue to explore data driven strategies to increase compliance.

Speeding is our third priority area, therefore it receives less funding than alcohol and occupant protection. Additional funding would allow the LHSC to increase focus in this priority area.

Traffic Records Program

The Traffic Records Coordinating Committee (TRCC) has sole authority to expend TRCC funding. This committee is chaired by the Director of the DOTD Highway Safety Section. The committee membership consists of stakeholders involved in collecting and using data related to highway safety. The LHSC serves as a member and as the fiscal agent for the TRCC and the Section 408 funds. The TRCC is guided by a Traffic Safety Information System Strategic Plan.

Goals

To support the improvement of road safety through the collection, integration, and analysis of traffic safety data.

To improve the accessibility, accuracy, completeness, integration, timeliness, and uniformity of the crash data system.

To improve the accuracy of the roadway system.

To improve the timeliness of the citation/adjudication system.

To improve the completeness of the driver license/history system.

Achievements

Louisiana qualified for Section 408 funds based on its adoption and use of model data elements and its plan to adopt and use the maximum number of model data elements.

The completeness of the Crash database has improved from 47 percent in 2009 to 61 percent in 2010 in the percentage of crash reports entered into the database with valid latitude and longitude coordinates.

The timeliness of the Crash database has also improved from 66 percent in 2009 to 70 percent in 2010 in the percentage of crash reports entered into the database within 30 days following the crash.

Narrative

The TRCC continued efforts to work on establishing a network that links crash files with roadway files, GIS data, EMS data, driver licensing and vehicle registration data,

prosecution, and courts. The LHSC continues to monitor crash data and provide feedback to local law enforcement with the goal to improve data quality, timelines and crash investigations. The TRCC worked closely with municipal and parish law enforcement agencies, providing training and computer equipment.

Louisiana has demonstrated measurable progress in improving the completeness and timeliness of the crash database of the past year. Various projects are being funded to accomplish the objectives for this project area. RMS Consulting was funded for research and implementation of the automated DWI reporting system. The Supreme Court was also funded to assist in transforming local court records from manual to electronic and to train local courts on electronically uploading traffic conviction data to the Office of Motor Vehicles. Work was also done to research and develop a statewide electronic traffic citation system.

Funds were also used to enhance the Kenner Mayor's Court which is the largest Mayor's court in Louisiana. The enhancements involved making the processing of traffic tickets completely electronic. Funds were also used to support local agencies in purchasing GPS devices and integrating with Mobile Data Terminals to enhance data collection and assist in locating crashes electronically. Funds were also used to purchase laptop computers for police vehicles to be used in conjunction with LaCrash Reporting System to assist in investigating traffic crashes.

Impediments to Achievements

The traffic records program is running smoothly under the guidance of the TRCC.

Rail grade Program

In 2009, Louisiana saw a sharp decrease in the number of rail grade fatalities from 15 in 2008 to 6. However, according to the LSU HSRG, the number of rail grade related fatalities increased from 6 in 2009 to 11 in 2010. By comparison to total fatalities, rail grade crossing fatalities represent 1.53% of all Louisiana fatalities. However, the LHSC remains committed to utilize Section 402 funds to support Louisiana Operation Lifesaver through a partnership with LA DOTD.

Goals

To decrease public rail grade crossing fatalities by 7 percent from a five-year average of 16 (2004 to 2008) to 13 in 2011.



Achievements

The number of rail grade related fatalities increased from 6 in 2009 to 11 in 2010. Even with this increase Louisiana did achieve its 2011 goal of reducing the number of rail grade crossing fatalities to 13 in 2011.

Narrative

Louisiana Operation Lifesaver continues to be partially funded by the LHSC. In 2007-2008, LHSC funded a portion of the director and administrative assistant's salaries and travel, along with training materials for the Grade Crossing Collision Investigation course for law enforcement and the implementation of the Highway Safety Summit. In 2009, the LHSC began contracting to partially fund only the director's salary.

Partnerships with the railroad industry, preventative legislation on clearings, and on-going public information and education programs make the Louisiana program a national model. Rail traffic continues to increase, and many crossings in rural areas lead to the unfortunate number of crashes in the state. Louisiana Operation Lifesaver evaluates crash data to concentrate its educational in parishes with increased highway-rail grade crossing and trespassing incidents.

In 2011, Louisiana Operation Lifesaver conducted more than 1,350 school and community education programs to more than 48,000 people in Louisiana. Display booths were held at approximately 62 conferences and festivals, and another 46 outreach activities provided railroad safety information to around 49,750 people. Approximately 30 people attended the Rail Safety for Emergency Responders course statewide, and more than 400 law enforcement personnel attended 18 Grade Crossing Collision Investigation courses statewide. Six Presenter Certification Classes were held statewide, and 32 students successfully completed the course.

Louisiana Operation Lifesaver has undertaken strategic planning to define its future direction for the next five years, and LHSC is participating in this process.

Impediments to Achievements

Highway safety rail grade crossing safety is Louisiana's leading rail safety problem. Louisiana Operation Lifesaver must now increase their educational efforts and outreach to citizens in response to the increase in rail grade crossing fatalities in 2010.

Safe Communities Program

The Safe Communities concept has been implemented in Louisiana to empower local communities to evaluate their local needs and develop strategies to improve their traffic

safety problems. The LHSC will continue to utilize available Section 402 funds to target local communities that have the potential to embrace this concept.

Goals

- To decrease alcohol impaired fatalities by 4.3 percent from a five-year average of 347 (2004 to 2008) to 323 in 2011. (C-5 Alcohol-Impaired Driving Fatalities)
- To decrease speeding-related fatalities by 4.3 percent from a five-year average of 233 (2004 to 2008) to 217 in 2011. (C-6 Speeding-Related Fatalities)
- To decrease number of fatal crashes involving young drivers by 6.7 percent from an average of 170(2004 to 2008) to 159 in 2011. (C-9 Drivers Age 20 or younger in Fatal Crashes)
- To decrease pedestrian fatalities by 4.7 percent from a five year of 105 (2004 to 2008) to 98 by 2011. (C-10 Pedestrian Fatalities)
- To increase safety belt use from a 5 year average of 76% (2004-2008) to 78% by 2011. An increase of 1 percentage point per year. (B-1 Occupant Protection Observed Usage in %)

Achievements

Louisiana achieved a 22.41% reduction in alcohol impaired fatalities. These fatalities decreased from 290 in 2009 to 225 in 2010 greatly exceeding the 2011 goal.

Speeding-related fatalities decreased from 290 in 2009 to 235 in 2010, a decrease of 18.97%. While Louisiana realized an 18.97% reduction, we did not reach our 2011 goal of 217.

Fatal crashes involving young drivers decreased from 134 in 2009 to 107 in 2010, a decrease of 18.32%. Louisiana also achieved success in surpassing the 2011 goal for this measure.

The number of pedestrian fatalities decreased from 108 in 2009 to 74 in 2010, a reduction of 31.48%. Louisiana experienced success in meeting and surpassing the 2011 goal in the reduction of the number of pedestrian fatalities.

The statewide observed seat belt usage of all front seat outboard occupants has increased from 74.5% in 2009 to 75.9% in 2010 to 77.7% in 2011. Louisiana has seen increases in observed seat belt usage in 2010 and 2011 for a combined increase of 3.2 percentage points.

Narrative

The LHSC is involved in multiple Safe Community programs. Programs under the Safe Community model include, South Central Planning and Development Commission, the North Central Partners in Prevention, St. Martin Parish Safety Community, New Orleans "Who Dat" Coalition, and the Baton Rouge Safe Community. Each of the five Safe Community programs have the responsibility to create a data driven action plan, establish /maintain a coalition of members who support the model and participate in the implementation of the action plan, conduct a local Traffic Safety Summit, and specifically support the two National Mobilizations of "Click it or Ticket" and "Drive Sober or Get Pulled Over". Additionally, they each are responsible for continual assessment of need and the strategic implementation of cost effective programs to promote traffic safety.

The Safe Communities concept continues to be shared with existing contractors and explained to potential new contractors. The model provides local empowerment and collaboration on traffic safety issues that would otherwise not likely exist. The partnerships provide great access to policy makers, local culture and attitudes regarding traffic safety programs. A few highlights of the various programs include implementation of parish wide participation in nighttime seatbelt checkpoints, education to policy leaders on alcohol ordinances such as "Mandatory 21", teen seat belt initiatives, and community based awareness campaigns. Additionally, the programs are able to provide mini-grants to address problems identified through a data-driven problem analysis of local data.

In the summer of 2011, the LHSC hosted a Transportation Safety Institute (TSI) Safe Communities workshop. Current contractors and eight potential new Safe Community groups participated. Through this workshop, the LHSC was able to expose existing coalitions to the traffic safety message and promote the Safe Communities model.

The Safe Communities programs are a successful mechanism for empowering local communities to address local problems. For FFY 2012, the LHSC has focused them in on the priority areas of alcohol and occupant protection.

Impediments to Achievements

The LHSC has seen growing interest in the Safe Communities program; however, we have been unable to expand the program because of limited resources.

Section 154 and Section 164

Open Container Transfer Funds and Repeat Offender Transfer Funds

Funds Transferred to the Section 402 program pursuant to Section 154 and Section 164 were administered, by mutual agreement, by the Louisiana Department of

Transportation and Development (LA DOTD) in their Hazard Elimination program. The LHSC participates in the project selection process of the Hazard Elimination.

The LHSC also utilized a portion of these funds for impaired driving enforcement activities. For progress on these activities see the Alcohol Section.

Paid Media Report

Goals

Raise the level of awareness among Louisiana citizens regarding traffic safety issues throughout 2011.

Achievements:

In 2011, LHSC had a paid media contract; additionally, earned media was used to raise the level of awareness among Louisiana citizens regarding traffic safety issues.

The comprehensive media strategy employed by the LHSC during FY 2011 included enforcement messaging, social norming messages, earned media, and a new social media component. It played a large role in supporting the enforcement strategies and driving the crash fatalities down in Louisiana.

Paid Media Narrative

The LHSC prepares an annual Marketing and Communications Plan that drives the coordination of each NHTSA campaign and the collaborative enforcement overtime. The goal of the media campaign was to reach a targeted audience by purchasing a combination of radio, television, and web based advertisements for both alcohol and occupant protection program areas.

Paid media flights were planned based on a strategic assessment of crash statistics, driver and passenger demographics, planned enforcement periods, available messaging, and funds to determine the most effective marketing and communications plan. Our contracted media firm, Garrison Advertising provided professional guidance in plan development and the facilitation of all media placements. Overall placements are assessed quarterly through post media buy analysis and an ongoing assessment of individual markets and vendors who are producing the expected levels of donated space.

The LHSC maintains affidavits of performance on all paid media buys and implements a more extensive assessment to measure target audience reaction for paid media campaigns that exceed \$100,000.00. The LHSC has implemented telephone attitudinal surveys to assess how the target audience's knowledge, attitude, and actions were affected by the impaired driving and occupant protection messages.

Table 9 Seat Belts, Speeding & Impaired Driving Attitudinal Survey-Louisiana Drivers

	2011
How often do you use safety belts when you drive or ride in a car, van, sport utility vehicle or pick up? "Always" and "Nearly Always"	95.7%
What do you think the chances are of getting a ticket if you don't wear your safety belt? "Very likely" and "Somewhat likely"	77.6%
In the past 30 days, have you read, seen or heard anything about seat belt enforcement by police? "Yes"	47.3%
What do you think the chances are of getting a ticket if you drive over the speed limit? "Very Likely" and "Somewhat Likely"	85.9%
In the past 30 days, have you read, seen or heard anything about speed enforcement by police? "Yes"	37.4%
On a local road with a speed limit of 30 mph, how often do you drive faster than 35 mph? "Always" and "Nearly Always"	11.7%
On a road with a speed limit of 65 mph, how often do you drive faster than 70 mph? "Always" and "Nearly Always"	10.9%
What do you think the chances are of someone getting arrested if they drive after drinking? "Very Likely" and "Somewhat Likely"	84.9%
In the past 30 days, have you read, seen or heard anything about drunk driving enforcement? "Yes"	59.6%
In the past 30 days, how many times have you driven a motor vehicle within 2 hours after drinking alcoholic beverages? "None"	51.5%

Telephone surveys were of 800 licensed motorists statewide.

In addition to paid media, the LHSC contracted for specific earned media efforts to supplement the paid campaign. The LHSC issued numerous news releases and editorial columns throughout the fiscal year and arranged for numerous television and radio appearances for the Governor's Highway Safety Representatives. Two-thousand one hundred and sixty one (2,161) press clippings were printed throughout fiscal year 2011. An additional three hundred and thirty eight (338) web posted entries were reported to the LHSC by NHTSA Region VI. The LHSC also entered into the social media arena through Twitter, Facebook, and YouTube.

Table 10 Summary of Paid Media Air Time Expenditures During FY 2011

Campaign Name	Television Airings	Radio Spots	Impressions	Earned/Donated Space	Amount
Drive Sober or Get Pulled Over	37,023	9,750	7,161,548	36,195	\$ 1,567,488.71
November Click It Or Ticket	9,244	-	90,068	8,232	\$ 101,573.25
May Click It Or Ticket	66,520	14,847	9,753,760	63,559	\$ 1,074,547.00
OP Total	75,764	14,827	9,843,828	71,791	\$ 1,176,120.42

The impaired driving and occupant protection campaigns focused primarily on television and radio outlets; however, web based outreach was utilized as part of some of our sports marketing stations with click through advertising on their home pages. Impression numbers for web based placements is noted as impressions on the chart above. University outreach for both campaigns included live reads at football games, print ads in game day and player books, and allowed for the opportunity for broadcast interviews.

The LHSC utilizes the Marketing and Communications Plan and the additional earned media efforts to ensure campaign messages are targeted statewide and to specific audiences when data identifies the need. Through this strategic use of media the LHSC is able to raise the citizens' level of awareness of traffic safety issues.

- End -

U.S. Department of Transportation National Highway Traffic Safety Administration
 State: Louisiana Federal Reimbursement Voucher Page: 1
 2011-FINAL Report Date: 12/20/2011

State: Louisiana
 Reimbursement Info: Total: 5.00

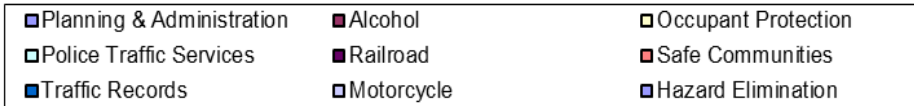
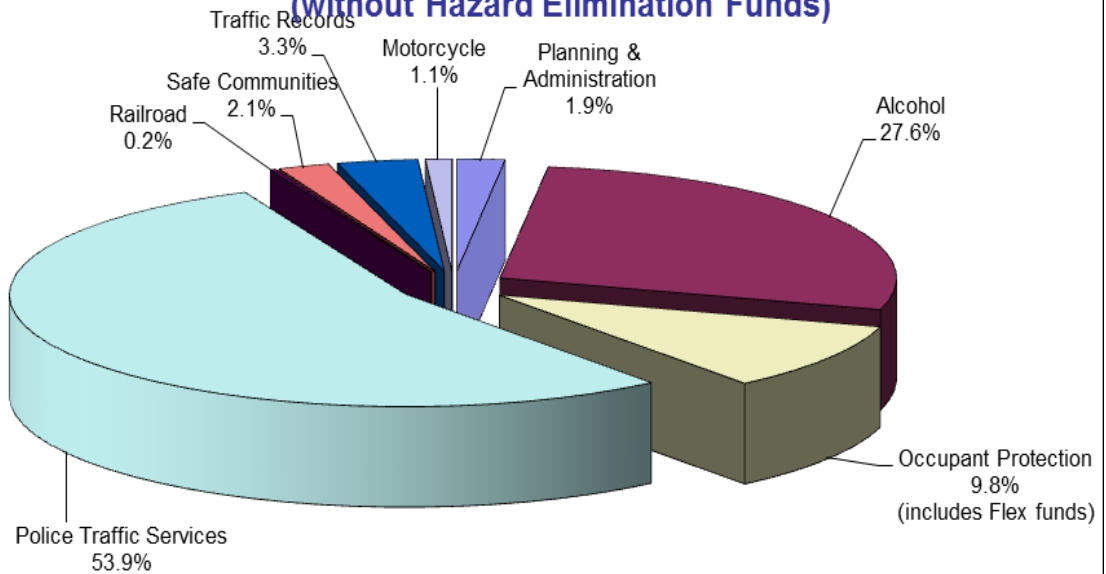
Program Area	Project	Description	HCS Federal Funds Obligated	Share to Local Benefit	State/Federal Cost to Date	Federal Funds Expended	Fed Previous Amount Claimed	Fed Funds Claimed this Period
NHTSA								
NHTSA 402								
Planning and Administration								
	PA-2011-00-00-00	Planning and Administration	\$282,955.17	\$0.00	\$565,910.34	\$282,955.17	\$282,955.17	\$0.00
	Planning and Administration Total		\$282,955.17	\$0.00	\$565,910.34	\$282,955.17	\$282,955.17	\$0.00
Alcohol								
	AL-2011-10-00-00	Program Management - Alcohol Programs	\$203,766.41	\$0.00	\$203,766.41	\$203,766.41	\$203,766.41	\$0.00
	Alcohol Total		\$203,766.41	\$0.00	\$203,766.41	\$203,766.41	\$203,766.41	\$0.00
Occupant Protection								
	OP-2011-20-00-00	Program Management-Occupant Protection	\$192,182.56	\$0.00	\$192,182.56	\$192,182.56	\$192,182.56	\$0.00
	Occupant Protection Total		\$192,182.56	\$0.00	\$192,182.56	\$192,182.56	\$192,182.56	\$0.00
Police Traffic Services								
	PT-2011-30-00-00	Program Management-PTS	\$222,458.27	\$0.00	\$222,458.27	\$222,458.27	\$222,458.27	\$0.00
	PT-2011-30-01-00	Police Traffic Services Projects	\$2,100,466.80	\$1,000,472.55	\$2,100,466.80	\$2,100,466.80	\$2,100,466.80	\$0.00
	PT-2011-99-00-00	LSP Match for Section 402 Projects	\$0.00	\$0.00	\$689,385.65	\$0.00	\$0.00	\$0.00
	Police Traffic Services Total		\$2,322,925.07	\$1,000,472.55	\$3,012,310.72	\$2,322,925.07	\$2,322,925.07	\$0.00
Traffic Records								
	TR-2011-40-00-00	Program Management - Traffic Records	\$82,126.50	\$0.00	\$82,126.50	\$82,126.50	\$82,126.50	\$0.00
	TR-2011-40-01-00	DPS Data Section Project	\$77,546.79	\$0.00	\$77,546.79	\$77,546.79	\$77,546.79	\$0.00
	Traffic Records Total		\$159,673.29	\$0.00	\$159,673.29	\$159,673.29	\$159,673.29	\$0.00
Safe Communities								
	SA-2011-70-00-00	Safe Community Projects	\$273,247.32	\$219,231.09	\$273,247.32	\$273,247.32	\$273,247.32	\$0.00
	Safe Communities Total		\$273,247.32	\$219,231.09	\$273,247.32	\$273,247.32	\$273,247.32	\$0.00
Paid Advertising								
	PM-2011-80-00-00	Paid Advertising	\$454,540.66	\$0.00	\$454,540.66	\$454,540.66	\$454,540.66	\$0.00
	Paid Advertising Total		\$454,540.66	\$0.00	\$454,540.66	\$454,540.66	\$454,540.66	\$0.00
	NHTSA 402 Total		\$3,889,290.48	\$1,219,703.64	\$4,861,631.30	\$3,889,290.48	\$3,889,290.48	\$0.00
405 OP SAFETEA-LU								
	K2-2011-20-01-00	Occupant Protection Projects	\$333,991.29	\$0.00	\$333,991.29	\$333,991.29	\$333,991.29	\$0.00
	K2-2011-99-00-00	LSP Match for Section 405 OP Projects	\$0.00	\$0.00	\$1,901,973.87	\$0.00	\$0.00	\$0.00
	405 Occupant Protection Total		\$333,991.29	\$0.00	\$2,235,965.16	\$333,991.29	\$333,991.29	\$0.00
405 Paid Media								
	K2PM-2011-80-01-00	Paid Advertising	\$300,000.00	\$0.00	\$300,000.00	\$300,000.00	\$300,000.00	\$0.00
	405 Paid Media Total		\$300,000.00	\$0.00	\$300,000.00	\$300,000.00	\$300,000.00	\$0.00
	405 OP SAFETEA-LU Total		\$633,991.29	\$0.00	\$2,535,965.16	\$633,991.29	\$633,991.29	\$0.00
NHTSA 406								
	K4PM-2011-80-00-00	Paid Media Projects	\$48,517.61	\$0.00	\$48,517.61	\$48,517.61	\$48,517.61	\$0.00
	406 Safety Belts Paid Media Total		\$48,517.61	\$0.00	\$48,517.61	\$48,517.61	\$48,517.61	\$0.00
406 Alcohol								
	K4AL-2011-10-01-00	LHSC Legal Consultant (DPS Legal)	\$27,833.23	\$0.00	\$27,833.23	\$27,833.23	\$27,833.23	\$0.00
	406 Alcohol Total		\$27,833.23	\$0.00	\$27,833.23	\$27,833.23	\$27,833.23	\$0.00
406 Motorcycle Safety								
	K4MC-2011-50-01-00	Motorcycle Survey (Applied Technology)	\$27,660.31	\$0.00	\$27,660.31	\$27,660.31	\$27,660.31	\$0.00
	406 Motorcycle Safety Total		\$27,660.31	\$0.00	\$27,660.31	\$27,660.31	\$27,660.31	\$0.00
406 Occupant Protection								
	K4OP-2011-20-01-00	Occupant Protection Projects	\$90,800.00	\$0.00	\$90,800.00	\$90,800.00	\$90,800.00	\$0.00
	406 Occupant Protection Total		\$90,800.00	\$0.00	\$90,800.00	\$90,800.00	\$90,800.00	\$0.00
406 Police Traffic Services								
	K4PT-2011-30-00-00	Police Traffic Services	\$12,490.84	\$0.00	\$12,490.84	\$12,490.84	\$12,490.84	\$0.00
	406 Police Traffic Services Total		\$12,490.84	\$0.00	\$12,490.84	\$12,490.84	\$12,490.84	\$0.00
406 Railroad/Highway Crossings								
	K4RH-2011-60-01-00	Operation Lifesaver Project	\$32,747.76	\$0.00	\$32,747.76	\$32,747.76	\$32,747.76	\$0.00
	406 Railroad/Highway Crossings Total		\$32,747.76	\$0.00	\$32,747.76	\$32,747.76	\$32,747.76	\$0.00
	NHTSA 406 Total		\$240,049.75	\$0.00	\$240,049.75	\$240,049.75	\$240,049.75	\$0.00
408 Data Program SAFETEA-LU								
	K9-2011-40-00-00	Traffic Records Committee Projects	\$272,991.99	\$0.00	\$272,991.99	\$272,991.99	\$272,991.99	\$0.00
	K9-2011-99-00-00	LSP Match for Section 408 Traffic Record	\$0.00	\$0.00	\$68,248.00	\$0.00	\$0.00	\$0.00
	408 Data Program Incentive Total		\$272,991.99	\$0.00	\$341,239.99	\$272,991.99	\$272,991.99	\$0.00
	408 Data Program SAFETEA-LU Total		\$272,991.99	\$0.00	\$341,239.99	\$272,991.99	\$272,991.99	\$0.00
410 Alcohol SAFETEA-LU								
	K8-2011-10-00-00	Alcohol Projects	\$1,758,098.65	\$0.00	\$1,758,098.65	\$1,758,098.65	\$1,758,098.65	\$0.00
	K8-2011-99-00-00	LSP Match for 410 Programmatic	\$0.00	\$0.00	\$4,237,875.35	\$0.00	\$0.00	\$0.00
	410 Alcohol SAFETEA-LU Total		\$1,758,098.65	\$0.00	\$5,995,974.00	\$1,758,098.65	\$1,758,098.65	\$0.00
410 Alcohol SAFETEA-LU Paid Media								
	K8PM-2011-80-01-00	Alcohol programmatic paid media	\$317,950.70	\$0.00	\$317,950.70	\$317,950.70	\$317,950.70	\$0.00
	410 Alcohol SAFETEA-LU Paid Media Total		\$317,950.70	\$0.00	\$317,950.70	\$317,950.70	\$317,950.70	\$0.00
	410 Alcohol SAFETEA-LU Total		\$2,076,049.35	\$0.00	\$6,313,924.70	\$2,076,049.35	\$2,076,049.35	\$0.00

U.S. Department of Transportation National Highway Traffic Safety Administration
 State: Louisiana Federal Reimbursement Voucher Page: 1
 2011-FINAL Report Date: 12/20/2011

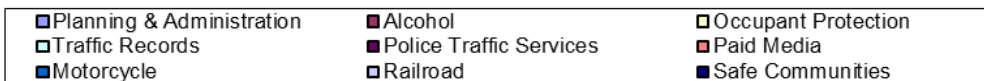
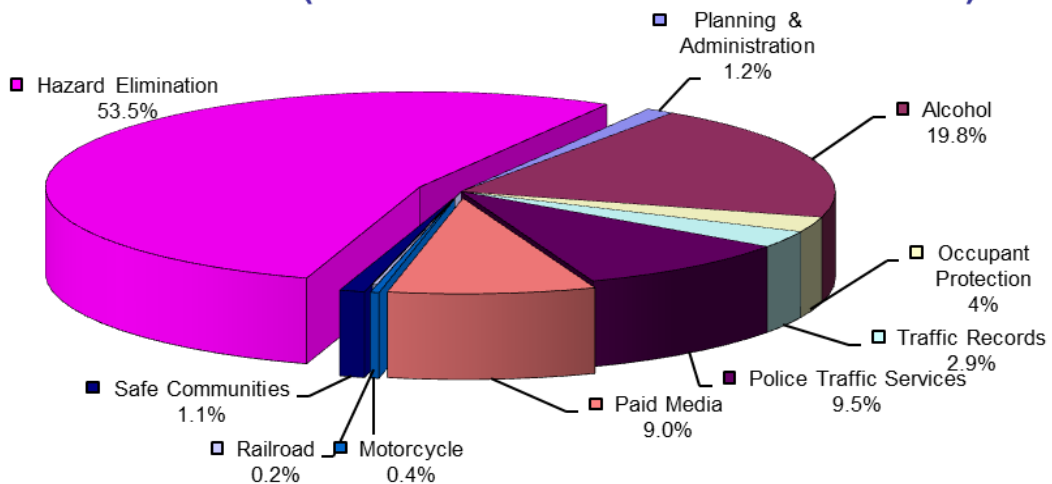
State: Louisiana
 Reimbursement Info: Total: \$ 0.00

410 High Fatality Rate							
KBFR-2011-10-00-00	Alcohol Projects	\$1,978,160.51	\$ 0.00	\$1,978,160.51	\$1,978,160.51	\$1,978,160.51	\$ 0.00
KBFR-2011-99-00-00	LSP Match for Section 410 Fatality Rate	\$ 0.00	\$ 0.00	\$4,020,677.85	\$ 0.00	\$ 0.00	\$ 0.00
410 High Fatality Rate Total		\$1,978,160.51	\$ 0.00	\$5,998,838.36	\$1,978,160.51	\$1,978,160.51	\$ 0.00
410 High Visibility							
KBHV-2011-10-00-00	High visibility projects	\$1,356,169.60	\$ 0.00	\$1,356,169.60	\$1,356,169.60	\$1,356,169.60	\$ 0.00
KBHV-2011-99-00-00	LSP match for High Visibility Enforcemen	\$ 0.00	\$ 0.00	\$2,868,194.44	\$ 0.00	\$ 0.00	\$ 0.00
410 High Visibility Total		\$1,356,169.60	\$ 0.00	\$4,224,364.04	\$1,356,169.60	\$1,356,169.60	\$ 0.00
2010 Motorcycle Safety							
K6-2011-50-00-00	Motorcycle Projects	\$127,018.91	\$ 0.00	\$127,018.91	\$127,018.91	\$127,018.91	\$ 0.00
2010 Motorcycle Safety Incentive Total		\$127,018.91	\$ 0.00	\$127,018.91	\$127,018.91	\$127,018.91	\$ 0.00
2010 Motorcycle Safety Total		\$127,018.91	\$ 0.00	\$127,018.91	\$127,018.91	\$127,018.91	\$ 0.00
154 Transfer Funds							
154AL-2011-10-00-00	Impaired Driving projects	\$1,233,380.96	\$696,222.35	\$1,233,380.96	\$1,233,380.96	\$1,233,380.96	\$ 0.00
154 Alcohol Total		\$1,233,380.96	\$696,222.35	\$1,233,380.96	\$1,233,380.96	\$1,233,380.96	\$ 0.00
154 Paid Media							
154PM-2011-80-00-00	Paid Advertising - Alcohol Programs	\$248,999.99	\$ 0.00	\$248,999.99	\$248,999.99	\$248,999.99	\$ 0.00
154 Paid Media Total		\$248,999.99	\$ 0.00	\$248,999.99	\$248,999.99	\$248,999.99	\$ 0.00
154 Hazard Elimination							
154HE-2011-00-00-00	Hazard Elimination Projects-DOTD	\$4,684,109.95	\$ 0.00	\$4,684,109.95	\$4,684,109.95	\$4,684,109.95	\$ 0.00
154 Hazard Elimination Total		\$4,684,109.95	\$ 0.00	\$4,684,109.95	\$4,684,109.95	\$4,684,109.95	\$ 0.00
154 Transfer Funds Total		\$6,166,490.90	\$696,222.35	\$6,166,490.90	\$6,166,490.90	\$6,166,490.90	\$ 0.00
164 Transfer Funds							
164AL-2011-80-00-00	Impaired Driving Projects	\$1,122,798.14	\$585,639.57	\$1,122,798.14	\$1,122,798.14	\$1,122,798.14	\$ 0.00
164 Alcohol Total		\$1,122,798.14	\$585,639.57	\$1,122,798.14	\$1,122,798.14	\$1,122,798.14	\$ 0.00
164 Paid Media							
164PM-2011-80-00-00	Paid Advertising - Alcohol Programs	\$249,000.01	\$ 0.00	\$249,000.01	\$249,000.01	\$249,000.01	\$ 0.00
164 Paid Media Total		\$249,000.01	\$ 0.00	\$249,000.01	\$249,000.01	\$249,000.01	\$ 0.00
164 Hazard Elimination							
164HE-2011-00-00-00	Hazard Elimination Projects-DOTD	\$4,684,109.94	\$ 0.00	\$4,684,109.94	\$4,684,109.94	\$4,684,109.94	\$ 0.00
164 Hazard Elimination Total		\$4,684,109.94	\$ 0.00	\$4,684,109.94	\$4,684,109.94	\$4,684,109.94	\$ 0.00
164 Transfer Funds Total		\$6,055,908.09	\$585,639.57	\$6,055,908.09	\$6,055,908.09	\$6,055,908.09	\$ 0.00
NHTSA Total		\$22,796,120.87	\$2,501,565.56	\$36,865,431.20	\$22,796,120.87	\$22,796,120.87	\$ 0.00
Total		\$22,796,120.87	\$2,501,565.56	\$36,865,431.20	\$22,796,120.87	\$22,796,120.87	\$ 0.00

2011 Louisiana Financial Summary (without Hazard Elimination Funds)



2011 Louisiana Financial Summary (Includes Hazard Elimination Funds)



LOUISIANA HIGHWAY SAFETY ANNUAL REPORT FOR FFY 2011

Annex A

U.S. Department of Transportation National Highway Traffic Safety Administration

State: Louisiana **VOU Match Review** Page: 1
 2011-FINAL Report Date: 12/20/2011
 Posted: 12/20/2011

Program Area	Project	Obligation Limitation (A)	State Match (B)	Current FY (C)	Carry Forward (D)	Share to Local (E)	PA State Match (F)	PA Federal Funds (G)
NHTSA								
NHTSA 402								
Planning and Administration								
	PA-2011-00-00-00		\$282,955.17	\$282,955.17		\$0.00	\$282,955.17	\$282,955.17
			50%			0%	50%	100%
	Planning and Administration Total		\$282,955.17	\$282,955.17		\$0.00	\$282,955.17	\$282,955.17
			50%			0%	50%	100%
	AL-2011-10-00-00		\$0.00	\$203,766.41		\$0.00		
			0%			0%		
	Alcohol Total		\$0.00	\$203,766.41		\$0.00		
			0%			0%		
Occupant Protection								
	OP-2011-20-00-00		\$0.00	\$192,182.56		\$0.00		
			0%			0%		
	Occupant Protection Total		\$0.00	\$192,182.56		\$0.00		
			0%			0%		
Police Traffic Services								
	PT-2011-30-00-00		\$0.00	\$222,458.27		\$0.00		
			0%			0%		
	PT-2011-30-01-00		\$0.00	\$2,100,466.80		\$1,000,472.55		
			0%			48%		
	PT-2011-99-00-00		\$689,385.65	\$0.00		\$0.00		
			100%			0%		

U.S. Department of Transportation National Highway Traffic Safety Administration

State: Louisiana **VOU Match Review** Page: 2
 2011-FINAL Report Date: 12/20/2011
 Posted: 12/20/2011

Program Area	Project	Obligation Limitation (A)	State Match (B)	Current FY (C)	Carry Forward (D)	Share to Local (E)	PA State Match (F)	PA Federal Funds (G)
	Police Traffic Services Total		\$689,385.65	\$2,322,925.07		\$1,000,472.55		
			23%			43%		
Traffic Records								
	TR-2011-40-01-00		\$0.00	\$77,546.79		\$0.00		

LOUISIANA HIGHWAY SAFETY ANNUAL REPORT FOR FFY 2011

Annex A

		0%			0%		
TR-2011-40-00-00		\$0.00	\$82,126.50		\$0.00		
		0%			0%		
Traffic Records Total		\$0.00	\$159,673.29		\$0.00		
		0%			0%		
<i>Safe Communities</i>							
SA-2011-70-00-00		\$0.00	\$273,247.32		\$219,231.09		
		0%			80%		
Safe Communities Total		\$0.00	\$273,247.32		\$219,231.09		
		0%			80%		
<i>Paid Advertising</i>							
PM-2011-80-00-00		\$0.00	\$454,540.66		\$0.00		
		0%			0%		
Paid Advertising Total		\$0.00	\$454,540.66		\$0.00		
		0%			0%		
NHTSA 402 Total	\$3,175,578.00	\$972,340.82	\$2,800,588.89	\$1,088,701.59	\$1,219,703.64	\$282,955.17	\$282,955.17
		20%			31%	50%	7%

<i>405 OP SAFETEA-LU</i>							
K2-2011-99-00-00		\$1,901,973.87	\$0.00		\$0.00		
		100%			0%		

U.S. Department of Transportation National Highway Traffic Safety Administration
 State: Louisiana **VOU Match Review** Page: 3
 2011-FINAL Report Date: 12/20/2011
 Posted: 12/20/2011

Program Area	Project	Obligation Limitation (A)	State Match (B)	Current FY (C)	Carry Forward (D)	Share to Local (E)	PA State Match (F)	PA Federal Funds (G)
	K2-2011-20-01-00		\$0.00	\$333,991.29		\$0.00		
			0%			0%		
405 Occupant Protection Total			\$1,901,973.87	\$333,991.29		\$0.00		
			85%			0%		
<i>405 Paid Media</i>								
	K2PM-2011-80-01-00		\$0.00	\$300,000.00		\$0.00		
			0%			0%		
405 Paid Media Total			\$0.00	\$300,000.00		\$0.00		
			0%			0%		
405 OP SAFETEA-LU Total		\$449,905.00	\$1,901,973.87	\$35,138.87	\$598,852.42	\$0.00		
			75%			0%		
<i>NHTSA 406</i>								
	K4PM-2011-80-00-00		\$0.00	\$48,517.61		\$0.00		
			0%			0%		

LOUISIANA HIGHWAY SAFETY ANNUAL REPORT FOR FFY 2011

Annex A

406 Safety Belts Paid Media Total	\$0.00	\$48,517.61	\$0.00
	0%		0%
406 Alcohol			
K4AL-2011-10-01-00	\$0.00	\$27,833.23	\$0.00
	0%		0%
406 Alcohol Total	\$0.00	\$27,833.23	\$0.00
	0%		0%
406 Motorcycle Safety			
K4MC-2011-50-01-00	\$0.00	\$27,660.31	\$0.00
	0%		0%

U.S. Department of Transportation National Highway Traffic Safety Administration
 State: Louisiana **VOU Match Review** Page: 4
2011-FINAL Report Date: 12/20/2011
 Posted: 12/20/2011

Program Area	Project	Obligation Limitation (A)	State Match (B)	Current FY (C)	Carry Forward (D)	Share to Local (E)	PA State Match (F)	PA Federal Funds (G)
406 Motorcycle Safety Total			\$0.00	\$27,660.31		\$0.00		
			0%			0%		
406 Occupant Protection								
K4OP-2011-20-01-00			\$0.00	\$90,800.00		\$0.00		
			0%			0%		
406 Occupant Protection Total			\$0.00	\$90,800.00		\$0.00		
			0%			0%		
406 Police Traffic Services								
K4PT-2011-30-00-00			\$0.00	\$12,490.84		\$0.00		
			0%			0%		
406 Police Traffic Services Total			\$0.00	\$12,490.84		\$0.00		
			0%			0%		
406 Railroad/Highway Crossings								
K4RH-2011-60-01-00			\$0.00	\$32,747.76		\$0.00		
			0%			0%		
406 Railroad/Highway Crossings Total			\$0.00	\$32,747.76		\$0.00		
			0%			0%		
NHTSA 406 Total			\$0.00	\$0.00	\$240,049.75	\$0.00		
			0%			0%		
408 Data Program SAFETEA-LU								
K9-2011-99-00-00			\$68,248.00	\$0.00		\$0.00		
			100%			0%		
K9-2011-40-00-00			\$0.00	\$272,991.99		\$0.00		
			0%			0%		

LOUISIANA HIGHWAY SAFETY ANNUAL REPORT FOR FFY 2011

Annex A

U.S. Department of Transportation National Highway Traffic Safety Administration

State: Louisiana **VOU Match Review** Page: 5
 2011-FINAL Report Date: 12/20/2011
 Posted: 12/20/2011

Program Area	Project	Obligation Limitation (A)	State Match (B)	Current FY (C)	Carry Forward (D)	Share to Local (E)	PA State Match (F)	PA Federal Funds (G)
408 Data Program Incentive Total			\$68,248.00	\$272,991.99		\$0.00		
			20%			0%		
408 Data Program SAFETEA-LU Total		\$500,000.00	\$68,248.00	\$0.00	\$272,991.99	\$0.00		
			20%			0%		
410 Alcohol SAFETEA-LU								
	K8-2011-10-00-00		\$0.00	\$1,758,098.65		\$0.00		
			0%			0%		
	K8-2011-99-00-00		\$4,237,875.35	\$0.00		\$0.00		
			100%			0%		
410 Alcohol SAFETEA-LU Total			\$4,237,875.35	\$1,758,098.65		\$0.00		
			71%			0%		
410 Alcohol SAFETEA-LU Paid Media								
	K8PM-2011-80-01-00		\$0.00	\$317,950.70		\$0.00		
			0%			0%		
410 Alcohol SAFETEA-LU Paid Media Total			\$0.00	\$317,950.70		\$0.00		
			0%			0%		
410 Alcohol SAFETEA-LU Total		\$1,738,096.00	\$4,237,875.35	\$0.00	\$2,076,049.35	\$0.00		
			67%			0%		
410 High Fatality Rate								
	K8FR-2011-99-00-00		\$4,020,677.85	\$0.00		\$0.00		
			100%			0%		
	K8FR-2011-10-00-00		\$0.00	\$1,978,160.51		\$0.00		
			0%			0%		
410 High Fatality Rate Total		\$1,097,418.00	\$4,020,677.85	\$58,670.67	\$1,919,489.84	\$0.00		
			67%			0%		

U.S. Department of Transportation National Highway Traffic Safety Administration

State: Louisiana **VOU Match Review** Page: 6
 2011-FINAL Report Date: 12/20/2011
 Posted: 12/20/2011

Program Area	Project	Obligation Limitation (A)	State Match (B)	Current FY (C)	Carry Forward (D)	Share to Local (E)	PA State Match (F)	PA Federal Funds (G)
410 High Visibility								
	K8HV-2011-99-00-00		\$2,868,194.44	\$0.00		\$0.00		
			100%			0%		

LOUISIANA HIGHWAY SAFETY ANNUAL REPORT FOR FFY 2011

Annex A

K8HV-2011-10-00-00		\$0.00	\$1,356,169.60		\$0.00
		0%			0%
410 High Visibility Total	\$1,097,418.00	\$2,868,194.44	\$0.00	\$1,356,169.60	\$0.00
		68%			0%
2010 Motorcycle Safety					
K6-2011-50-00-00		\$0.00	\$127,018.91		\$0.00
		0%			0%
2010 Motorcycle Safety Incentive Total		\$0.00	\$127,018.91		\$0.00
		0%			0%
2010 Motorcycle Safety Total	\$107,446.00	\$0.00	\$0.00	\$127,018.91	\$0.00
		0%			0%
154 Transfer Funds					
154AL-2011-10-00-00		\$0.00	\$1,233,380.96		\$696,222.35
		0%			56%
154 Alcohol Total		\$0.00	\$1,233,380.96		\$696,222.35
		0%			56%
154 Paid Media					
154PM-2011-80-00-00		\$0.00	\$248,999.99		\$0.00
		0%			0%
154 Paid Media Total		\$0.00	\$248,999.99		\$0.00
		0%			0%

U.S. Department of Transportation National Highway Traffic Safety Administration
 State: Louisiana VOU Match Review Page: 7
 2011-FINAL Report Date: 12/20/2011
 Posted: 12/20/2011

Program Area	Project	Obligation Limitation (A)	State Match (B)	Current FY (C)	Carry Forward (D)	Share to Local (E)	PA State Match (F)	PA Federal Funds (G)
154 Transfer Funds Total		\$3,827,222.00	\$0.00	\$77,932.20	\$1,404,448.75	\$696,222.35		
			0%			47%		
154 Transfer Funds								
	154HE-2011-00-00-00		\$0.00	\$4,684,109.95		\$0.00		
			0%			0%		
	154 Hazard Elimination Total		\$0.00	\$4,684,109.95		\$0.00		
			0%			0%		
	154 Transfer Funds Total	\$7,106,698.00	\$0.00	\$0.00	\$4,684,109.95	\$0.00		
			0%			0%		
164 Transfer Funds								
	164AL-2011-80-00-00		\$0.00	\$1,122,798.14		\$585,639.57		
			0%			52%		
	164 Alcohol Total		\$0.00	\$1,122,798.14		\$585,639.57		

LOUISIANA HIGHWAY SAFETY ANNUAL REPORT FOR FFY 2011

Annex A

		0%		52%
164 Paid Media				
164PM-2011-80-00-00		\$0.00	\$249,000.01	\$0.00
		0%		0%
164 Paid Media Total		\$0.00	\$249,000.01	\$0.00
		0%		0%
164 Transfer Funds Total	\$3,826,872.00	\$0.00	\$0.00	\$1,371,798.15
		0%		43%
164 Transfer Funds				
164HE-2011-00-00-00		\$0.00	\$4,684,109.94	\$0.00

U.S. Department of Transportation National Highway Traffic Safety Administration
 State: Louisiana **VOU Match Review** Page: 8
2011-FINAL Report Date: 12/20/2011
 Posted: 12/20/2011

Program Area	Project	Obligation Limitation (A)	State Match (B)	Current FY (C)	Carry Forward (D)	Share to Local (E)	PA State Match (F)	PA Federal Funds (G)
164 Hazard Elimination Total			\$0.00	\$4,684,109.94		\$0.00		
			0%			0%		
164 Transfer Funds Total		\$7,107,048.00	\$0.00	\$0.00	\$4,684,109.94	\$0.00		
			0%			0%		
	NHTSA Total		\$14,069,310.33	\$2,972,330.63	\$19,823,790.24	\$2,501,565.56	\$282,955.17	\$282,955.17
			38%			11%	50%	1%
	Total	\$30,033,701.00	\$14,069,310.33	\$2,972,330.63	\$19,823,790.24	\$2,501,565.56	\$282,955.17	\$282,955.17
			38%			11%	50%	1%

Louisiana Highway Safety Commission
FFY 2011 Projects Final Report

Coordinator	PA	Project Number	Agency	Title	Obligated	Funding Source2	Total Claims	Balance
SECTION 402					SECTION 402 state and community traffic			
Ken	PA	2011-00-00	LHSC In-House	Planning and Administration	\$316,303.00	402	\$243,484.26	\$72,818.74
Ken	PA	2011-01-01	Dortha Cummins	LHSC Contract Planner	\$49,700.00	402	\$14,470.91	\$35,229.09
Nichole	PA	2011-01-03	H&M Consulting	Statistical Analysis	\$25,000.00	402	\$25,000.00	\$0.00
				Subtotal PA	\$391,003.00		\$282,955.17	\$108,047.83
Ken	AL	2011-10-00	Program Management - Alcohol	Program Management - Alcohol	\$220,669.41	402	\$203,766.41	\$16,903.00
Nichole	AL	2011-10-15	In-house	Commodities	\$20,000.00	402	\$0.00	\$20,000.00
				Subtotal AL	\$240,669.41		\$203,766.41	\$36,903.00
Vickie	OP	2011-20-05	Commodities	Commodities		402	\$0.00	\$0.00
Ken	OP	2011-30-00	Program Management - Occupant	Program Management - Occupant Protection	\$199,310.00	402	\$192,182.56	\$7,127.44
				Subtotal	\$199,310.00		\$192,182.56	\$7,127.44
Ken	PT	2011-20-00	LHSC In-House	Program Management - PTS	\$222,678.18	402	\$222,458.28	\$219.90
Lyrca	PT	2011-30-01	Commodities	Commodities		402	\$0.00	\$0.00
Vickie	PT	2011-20-01	Applied Technology Research Corp.	Research and Assessment Surveys (OP)	\$21,675.00	402	\$14,880.30	\$6,794.70
	PT	2011-30-01-00	Various	Move FFY 2010 HVE charges	\$624.12	402	\$624.12	\$0.00
	PT	2011-30-01-00	d	Move FFY 2010 HVE charges	\$13,200.00	402	\$13,200.00	\$0.00
Lyrca	PT	2011-30-01-01	Walker PD Award	Walker PD	\$2,000.00	402	\$1,625.90	\$374.10
Lyrca	PT	2011-30-01-02	EBRPSO Award	East Baton Rouge Parish SO	\$2,000.00	402	\$1,490.00	\$510.00
Vickie	PT	2011-30-02	LHSC Travel/Training	LHSC Travel/Training	\$30,000.00	402	\$20,115.45	\$9,884.55
Lyrca	PT	2011-30-03	LSP Crash Reduction	LSP Crash Reduction	\$659,825.00	402	\$659,825.00	\$0.00
Lyrca	PT	2011-30-05	Kenny Williams Contracted PTS	Kenny Williams Contracted PTS	\$49,950.00	402	\$49,950.00	\$0.00
Lyrca	PT	2011-30-06	Darrell Hebert Contracted PTS	Darrell Hebert Contracted PTS	\$49,950.00	402	\$49,950.00	\$0.00
Vickie	PT	2011-30-07	Robert Breland	Traffic Safety Program Consultant	\$41,000.00	402	\$35,377.81	\$5,622.19
Kenny	PT	2011-30-08	Aaron Chabaud LEL	Aaron Chabaud LEL	\$49,970.00	402	\$36,350.17	\$13,619.83
Lyrca	PT	2011-30-09	Bobby Potter LEL	Bobby Potter LEL	\$9,970.00	402	\$7,504.56	\$2,465.44
Lyrca	PT	2011-30-10	Brad McGlothren LEL	Brad McGlothren LEL	\$49,970.00	402	\$43,185.38	\$6,784.62
Lyrca	PT	2011-30-11	Brad Stewart LEL	Brad Stewart LEL	\$49,970.00	402	\$35,313.87	\$14,656.13
Lyrca	PT	2011-30-12	Donald Campbell LEL	Donald Campbell LEL	\$49,970.00	402	\$44,161.27	\$5,808.73
Darrell	PT	2011-30-13	Frank Vaughan LEL	Frank Vaughan LEL	\$49,970.00	402	\$49,970.00	\$0.00
Kenny	PT	2011-30-14	Morris Beverly LEL	Morris Beverly LEL	\$49,970.00	402	\$45,759.65	\$4,210.35
Lyrca	PT	2011-30-15	Ted Riser LEL	Ted Riser LEL	\$49,970.00	402	\$49,487.71	\$482.29
Darrell	PT	2011-30-16	J. E. "Pete" Stout LEL	J. E. "Pete" Stout LEL	\$49,970.00	402	\$30,131.31	\$19,838.69
Lyrca	PT	2011-30-20	Alexandria PD	Alexandria PD	\$38,600.00	402	\$37,284.29	\$1,315.71
Lyrca	PT	2011-30-22	Ascension Parish SO	Ascension Parish SO	\$30,400.00	402	\$30,397.12	\$2.88
Lyrca	PT	2011-30-23	Baker PD	Baker PD	\$11,329.00	402	\$11,329.00	\$0.00
Lyrca	PT	2011-30-25	Baton Rouge PD	Baton Rouge PD	\$187,990.00	402	\$185,919.11	\$2,070.89
Kenny	PT	2011-30-27	Bogalusa PD	Bogalusa PD	\$3,300.00	402	\$3,300.00	\$0.00
Lyrca	PT	2011-30-28	Bossier PD	Bossier PD	\$13,608.00	402	\$13,608.00	\$0.00
Darrell	PT	2011-30-29	Franklin Police Department	Franklin Police Department	\$2,500.00	402	\$1,914.98	\$585.02
Lyrca	PT	2011-30-31	Caddo Parish SO	Caddo Parish SO	\$9,000.00	402	\$8,737.50	\$262.50
Darrell	PT	2011-30-32	Calcasieu Parish SO	Calcasieu Parish SO	\$34,600.00	402	\$33,757.50	\$842.50
Lyrca	PT	2011-30-33	Denham Springs PD	Denham Springs PD	\$15,600.00	402	\$15,358.41	\$241.59
Kenny	PT	2011-30-36	Covington PD	Covington PD	\$9,675.00	402	\$8,004.62	\$1,670.38
Lyrca	PT	2011-30-39	East Baton Rouge Parish SO	East Baton Rouge Parish SO	\$31,290.00	402	\$31,193.95	\$96.05
Lyrca	PT	2011-30-42	Gonzales PD	Gonzales PD	\$21,575.00	402	\$21,571.90	\$3.10
Kenny	PT	2011-30-45	Hammond PD	Hammond PD	\$6,500.00	402	\$6,210.53	\$289.47
Kenny	PT	2011-30-47	Houma PD	Houma PD	\$16,345.00	402	\$16,344.93	\$0.07
Darrell	PT	2011-30-49	Iowa PD	Iowa PD	\$1,750.00	402	\$1,750.00	\$0.00
Darrell	PT	2011-30-51	Jefferson Davis SO	Jefferson Davis SO	\$11,250.00	402	\$11,245.04	\$4.96

**Louisiana Highway Safety Commission
FFY 2011 Projects Final Report**

Lyrice	PT	2011-30-52	Jefferson Parish SO	Jefferson Parish SO	\$23,800.00	402	\$23,609.19	\$190.81
Lyrice	PT	2011-30-53	Kenner PD	Kenner PD	\$12,300.00	402	\$12,280.31	\$19.69
Darrell	PT	2011-30-56	Lafayette PD	Lafayette PD	\$20,915.00	402	\$18,979.79	\$1,935.21
Kenny	PT	2011-30-57	Lafourche Parish SO	Lafourche Parish SO	\$35,000.00	402	\$34,995.27	\$4.73
Darrell	PT	2011-30-58	Lake Charles PD	Lake Charles PD	\$21,900.00	402	\$21,419.02	\$480.98
Lyrice	PT	2011-30-59	Leesville PD	Leesville PD	\$2,700.00	402	\$1,770.62	\$929.38
Lyrice	PT	2011-30-61	Livingston Parish SO	Livingston Parish SO	\$21,400.00	402	\$21,240.00	\$160.00
Lyrice	PT	2011-30-62	Livingston PD	Livingston PD	\$9,813.00	402	\$9,813.00	\$0.00
Kenny	PT	2011-30-63	Lockport PD	Lockport PD	\$3,267.00	402	\$2,485.50	\$781.50
Kenny	PT	2011-30-64	Mandeville PD	Mandeville PD	\$3,300.00	402	\$2,763.67	\$536.33
Lyrice	PT	2011-30-66	Monroe PD	Monroe PD	\$22,680.00	402	\$22,323.60	\$356.40
Lyrice	PT	2011-30-69	Natchitoches PD	Natchitoches PD	\$5,040.00	402	\$5,036.51	\$3.49
Lyrice	PT	2011-30-70	New Orleans PD	New Orleans PD	\$116,000.00	402	\$91,651.21	\$24,348.79
Darrell	PT	2011-30-72	Patterson PD	Patterson PD	\$5,000.00	402	\$5,000.00	\$0.00
Lyrice	PT	2011-30-73	Pineville PD	Pineville PD	\$17,400.00	402	\$17,400.00	\$0.00
Lyrice	PT	2011-30-76	Rapides Parish SO	Rapides Parish SO	\$12,700.00	402	\$12,687.34	\$12.66
Lyrice	PT	2011-30-78	Rosepine PD	Rosepine PD	\$7,500.00	402	\$7,475.00	\$25.00
Lyrice	PT	2011-30-79	Shreveport PD	Shreveport PD	\$39,000.00	402	\$38,950.78	\$49.22
Kenny	PT	2011-30-80	Slidell PD	Slidell PD	\$4,012.00	402	\$3,981.16	\$30.84
Lyrice	PT	2011-30-84	St. John the Baptist Parish SO	St. John the Baptist Parish SO	\$22,000.00	402	\$19,455.19	\$2,544.81
Kenny	PT	2011-30-87	St. Tammany Parish SO	St. Tammany Parish SO	\$22,050.00	402	\$21,632.83	\$417.17
Darrell	PT	2011-30-88	Sulphur PD	Sulphur PD	\$2,192.00	402	\$2,192.00	\$0.00
Kenny	PT	2011-30-89	Tangipahoa Parish SO	Tangipahoa Parish SO	\$16,800.00	402	\$5,118.84	\$11,681.16
Kenny	PT	2011-30-90	Terrebonne Parish SO	Terrebonne Parish SO	\$21,672.00	402	\$21,671.72	\$0.28
Kenny	PT	2011-30-91	Thibodaux PD	Thibodaux PD	\$5,000.00	402	\$4,042.72	\$957.28
Lyrice	PT	2011-30-92	Union Parish SO	Union Parish SO	\$10,000.00	402	\$9,390.00	\$610.00
Lyrice	PT	2011-30-93	Walker PD	Walker PD	\$8,160.00	402	\$8,157.68	\$2.32
Lyrice	PT	2011-30-95	West Monroe PD	West Monroe PD	\$18,000.00	402	\$17,994.07	\$5.93
Lyrice	PT	2011-30-97	Zachary PD	Zachary PD	\$15,700.00	402	\$10,120.40	\$5,579.60
				Subtotal PT	\$2,473,245.30		\$2,322,925.08	\$150,320.22
Ken	TR	2011-40-00	LHSC In-House	Program Management - Traffic Records	\$90,894.88	402	\$82,126.50	\$8,768.38
Chuck	TR	2011-40-16	Dept of Public Safety Data Section	Information Services Inter-Departmental	\$92,075.00	402	\$77,546.79	\$14,528.21
				Subtotal TR	\$182,969.88		\$159,673.29	\$23,296.59
Jamie	SA	2011-70-01	Baton Rouge Safety Council	Greater BR Safe Communities	\$40,000.00	402	\$4,013.03	\$35,986.97
Jamie	SA	2011-70-02	Breaux Bridge Mayor's Office	St. Martin Safe Community	\$102,400.00	402	\$101,490.71	\$909.29
Jamie	SA	2011-70-03	Lincoln Parish SO	Lincoln Parish SO Safe Community	\$39,500.00	402	\$38,958.45	\$541.55
Jamie	SA	2011-70-05	Safe Community Coordinator	Safe Community Coordinator	\$0.00	402	\$0.00	\$0.00
Jamie	SA	2011-70-06	National Safety Council, South LA	New Orleans Area Safe Community	\$40,000.00	402	\$34,212.80	\$5,787.20
Jamie	SA	2011-70-07	South Central Planning and	South Central Safe Community	\$99,182.00	402	\$94,572.33	\$4,609.67
				Subtotal SA	\$321,082.00		\$273,247.32	\$47,834.68
Jamie	PMOP	2011-80-05	Garrison Advertising	Production support	\$16,000.00	402	\$15,984.63	\$15.37
Jamie	PMPT	2011-80-01	Garrison Advertising	LHSC Highway Safety Advertising Campaign	\$440,000.00	402	\$438,556.03	\$1,443.97
				Subtotal PMPT	\$456,000.00		\$454,540.66	\$1,459.34
Section 402 Total					Section 402 Total		\$3,889,290.49	\$374,989.10
					Section 402 Funds Carried Forward		\$1,088,701.59	
					Section 402 FFY 2011 New Funds		\$3,175,578.00	
					Total Available Funds		\$4,264,279.59	
					Difference		\$0.00	

**Louisiana Highway Safety Commission
FFY 2011 Projects Final Report**

SECTION 405				SECTION 405 occupant protection				
Vickie	OP	2011-20-01	Applied Technology Research Corp.	Research and Assessment Surveys (OP)	\$48,443.00	405a	\$44,768.82	\$3,674.18
Vickie	OP	2011-20-02	Catholic Charites Archdiocese	Greater New Orleans Hispanic Outreach	\$49,987.00	405a	\$49,143.45	\$843.55
Vickie	OP	2011-20-03	Dinnika T. Lawrence - OP	LA Passenger Safety Task Force Assistant	\$36,000.00	405a	\$34,687.50	\$1,312.50
Vickie	OP	2011-20-04	Hispanic Committee of the South OP	Rapides Parish Hispanic Outreach Occupant	\$49,986.00	405a	\$49,880.16	\$105.84
Vickie	OP	2011-20-06	Interim LSU Public Hospital MCLNO	Louisiana Passenger Safety Task Force	\$138,050.00	405a	\$122,853.90	\$15,196.10
Vickie	OP	2011-20-09	Wayne McElveen	Southwest LA Occupant Protection Coalition	\$49,900.00	405a	\$32,657.46	\$17,242.54
		2011-20-01-00		New funding received	\$376,391.42	405a	\$0.00	\$376,391.42
OP Total					\$748,757.42		\$333,991.29	\$414,766.13
Jamie	PMOP	2011-80-01	Garrison Advertising	LHSC Highway Safety Advertising Campaign	\$300,000.00	405a	\$300,000.00	\$0.00
PMOP Total					\$300,000.00		\$300,000.00	\$0.00
Section 405 Total				SECTION 405 occupant protection total	\$1,048,757.42		\$633,991.29	\$414,766.13
				Section 405 Funds Carried Forward	\$598,852.42			
				Section 405 FFY 2011 New Funds	\$449,905.00			
				Total Available Funds	\$1,048,757.42			
				Difference	\$0.00			
SECTION 406				SECTION 406 seatbelt incentive program				
Ken	AL	2011-01-02	DPS Office of Legal Affairs	LHSC Legal Consultant	\$23,829.67	406	\$23,829.67	\$0.00
				Subtotal AL	\$23,829.67		\$23,829.67	\$0.00
Vickie	MC	2011-20-01	Applied Technology Research Corp.	Research and Assessment Surveys (MC)	\$27,863.00	406	\$27,660.31	\$202.69
				Subtotal MC	\$27,863.00		\$27,660.31	\$202.69
Vickie	OP	2011-20-07	Linden Claybrook	Drive Safe Louisiana	\$29,800.00	406	\$29,800.00	\$0.00
Vickie	OP	2011-20-08	Think First of the Ark'La'Tex	Think First Occupant Protection Program	\$61,000.00	406	\$61,000.00	\$0.00
				Subtotal OP	\$90,800.00		\$90,800.00	\$0.00
Vickie	PT	2011-20-10	Friends of Safety Town	Sheriff's Safety Town-Caddo Parish	\$12,120.00	406	\$11,648.98	\$471.02
	PT	2011-20	PTS Projects	PTS Projects	\$22,593.33		\$4,845.42	\$17,747.91
				Subtotal PT	\$34,713.33		\$16,494.40	\$18,218.93
Nichole	RH	2011-60-01	Louisiana Operation Lifesaver	Louisiana Operation Lifesaver	\$38,397.00	406	\$32,747.76	\$5,649.24
				Subtotal RH	\$38,397.00		\$32,747.76	\$5,649.24
Jamie	PMPT	2011-80-03	Highway Safety message	Highway Safety message development	\$1,586.75	406	\$0.00	\$1,586.75
Jamie	PMPT	2011-80-04	Rafael Bermudez & Associates	LHSC Public Relations	\$48,550.00	406	\$48,517.61	\$32.39
				Subtotal PMPT	\$50,136.75		\$48,517.61	\$1,619.14
Section 406 Total				Section 406 Total	\$265,739.75		\$240,049.75	\$25,690.00
				Section 406 Funds Carried Forward	\$265,739.75			
				Section 406 FFY 2011 New Funds	\$0.00			
				Total Available Funds	\$265,739.75			
				Difference	\$0.00			
SECTION 408				SECTION 408 traffic records committee				
Chuck	TR	2011-40-00	HSRG	Support for Executive and Working Traffic	\$30,000.00	408	\$11,373.63	\$18,626.37
Chuck	TR	2011-40-01	Local Assistance Program for	Local Assistance Program for Equipment and	\$197,501.66	408	\$5,265.27	\$192,236.39
Chuck	TR	2011-40-01-90	New Orleans PD	New Orleans PD	\$4,909.00	408	\$4,599.00	\$310.00
Chuck	TR	2011-40-01-91	Rayne PD	Rayne PD	\$3,600.00	408	\$3,600.00	\$0.00
Chuck	TR	2011-40-01-92	Gonzales PD	Gonzales PD	\$12,000.00	408	\$12,000.00	\$0.00
Chuck	TR	2011-40-01-93	DeRidder PD	DeRidder PD	\$6,000.00	408	\$5,607.95	\$392.05
Chuck	TR	2011-40-01-94	Abbeville PD	Abbeville PD	\$11,425.00	408	\$11,425.00	\$0.00
Chuck	TR	2011-40-01-95	ULL PD	ULL PD	\$948.00	408	\$948.00	\$0.00
Chuck	TR	2011-40-01-96	Calcasieu Parish SO	Calcasieu Parish SO	\$12,190.00	408	\$9,800.00	\$2,390.00
Chuck	TR	2011-40-01-97	Leesville PD	Leesville PD	\$7,782.00	408	\$7,782.00	\$0.00
Chuck	TR	2011-40-01-98	Thibodaux PD	Thibodaux PD	\$12,804.00	408	\$12,804.00	\$0.00
Chuck	TR	2011-40-02	Comprehensive Data Integration:	Comprehensive Data Integration: Linkage	\$50,000.00	408	\$0.00	\$50,000.00
Chuck	TR	2011-40-03	Court Management Information	Court Management Information System	\$85,700.00	408	\$0.00	\$85,700.00
Chuck	TR	2011-40-03-01	Kenner Mayor's Court	Kenner Mayor's Court	\$14,300.00	408	\$13,022.32	\$1,277.68

**Louisiana Highway Safety Commission
FFY 2011 Projects Final Report**

Chuck	TR	2011-40-04	Automated System for Crash Data	Automated System for Crash Data Location	\$40,050.00	408	\$0.00	\$40,050.00
Chuck	TR	2011-40-04-01	LSU HSRG GPS and Cardswipe	LSU HSRG GPS and Cardswipe	\$49,950.00	408	\$49,531.83	\$418.17
Chuck	TR	2011-40-05	Crash Report MMUCC Compliance	Crash Report MMUCC Compliance	\$80,000.00	408	\$0.00	\$80,000.00
Chuck	TR	2011-40-06	Electronic Traffic Citations	Electronic Traffic Citations	\$200,000.00	408	\$0.00	\$200,000.00
Chuck	TR	2011-40-07	EMS Data Needs and System	EMS Data Needs and System Integration	\$21,000.00	408	\$0.00	\$21,000.00
Chuck	TR	2011-40-08	Improved Communications for Crash	Improved Communications for Crash	\$5,000.00	408	\$0.00	\$5,000.00
Chuck	TR	2011-40-08-01	LSU	LSU HSRG GPS and Cardswipe	\$45,000.00	408	\$43,792.67	\$1,207.33
Chuck	TR	2011-40-09	LaCrash Software	LaCrash Software	\$25,000.00	408	\$0.00	\$25,000.00
Chuck	TR	2011-40-10	Linked Crash Data Elements	Linked Crash Data Elements	\$25,000.00	408	\$0.00	\$25,000.00
Chuck	TR	2011-40-11	Public Relations/Public Outreach	Public Relations/Public Outreach	\$25,000.00	408	\$0.00	\$25,000.00
Chuck	TR	2011-40-12	Safety Analysis Interface: Linkage	Safety Analysis Interface: Linkage Building	\$75,000.00	408	\$0.00	\$75,000.00
Chuck	TR	2011-40-13	Traffic Records Forum	Traffic Records Training Course Development	\$50,000.00	408	\$7,872.25	\$42,127.75
Chuck	TR	2011-40-14	Improved Timeliness and Accuracy of	Improved Timeliness and Accuracy of Crash	\$100,000.00	408	\$73,568.07	\$26,431.93
Chuck	TR	2011-40-14-00	HSRG Graduate Assistants		\$79,000.00	408	\$0.00	\$79,000.00
Chuck	TR	2011-40-15	TRCC Quarterly newsletter	TRCC Quarterly newsletter	\$25,000.00	408	\$0.00	\$25,000.00
		2011-40		New Section 408 Funds	\$500,000.00			\$500,000.00
Section 408 Total					SECTION 408 traffic records committee total		\$272,991.99	\$1,521,167.67
					Section 408 Funds Carried Forward		\$272,991.99	
					Section 408 FFY 2011 New Funds		\$500,000.00	
					Total Available Funds		\$1,794,159.66	
					Difference		\$0.00	
SECTION 410				SECTION 410 alcohol programmatic grant				
	AL	2011-10-00	Various	Move FFY 2010 HVE charges	\$37,602.68		\$37,602.68	\$0.00
Angie	AL	2011-10-02	14th Judicial District DWI Court	14th Judicial District DWI Treatment Court	\$150,000.00	410	\$69,118.61	\$80,881.39
Angie	AL	2011-10-03	16th JDC Iberia Parish DWI Court	16th JDC DWI Court	\$134,000.00	410	\$133,057.19	\$942.81
Angie	AL	2011-10-04	16th JDC St. Mary Parish DWI Court	16th JDC DWI Court	\$134,000.00	410	\$131,609.11	\$2,390.89
Angie	AL	2011-10-05	22ND JDC St. Tammany and	22nd JDC DWI Court	\$157,690.00	410	\$142,927.74	\$14,762.26
Angie	AL	2011-10-06	25th JDC Plaquemines Parish DWI	25th JDC DWI Court	\$147,700.00	410	\$42,375.00	\$105,325.00
Angie	AL	2011-10-07	32nd JDC Terrebonne Parish DWI	32nd JDC DWI Court	\$145,350.00	410	\$145,350.00	\$0.00
Angie	AL	2011-10-08	4th Judicial District Attorney's Office	4th JDC DWI Court	\$146,000.00	410	\$143,139.25	\$2,860.75
Angie	AL	2011-10-10	Baton Rouge City Court DWI Court	Baton Rouge DWI Court	\$144,520.00	410	\$119,327.77	\$25,192.23
Angie	AL	2011-10-11	Catherine Childers Consulting	DWI Court Liaison	\$49,000.00	410	\$46,451.13	\$2,548.87
Nichole	AL	2011-10-13	EBR Alcoholic Beverage Control	EBR Alcoholic Beverage Control	\$138,276.00	410	\$138,232.74	\$43.26
Angie	AL	2011-10-14	Highway Safety Research Group - LSU	Pretrial Diversion Study	\$55,765.00	410	\$51,446.06	\$4,318.94
Nichole	AL	2011-10-16	Interim LSU Public Hospital MCLNO	Sudden Impact Program	\$27,175.00	410	\$24,862.93	\$2,312.07
Angie	AL	2011-10-18	Louisiana District Attorneys	Traffic Safety Resource Prosecutor	\$131,831.00	410	\$112,208.35	\$19,622.65
Nichole	AL	2011-10-20	Louisiana SADD	La SADD-Underage Drinking Prevention	\$145,200.00	410	\$0.00	\$145,200.00
Angie	AL	2011-10-21	Louisiana MADD	Louisiana MADD-Underage Drinking	\$160,000.00	410	\$131,803.79	\$28,196.21
Angie	AL	2011-10-23	LSU - Baton Rouge Collegiate Alliance	Baton Rouge Collegiate Alliance	\$100,000.00	410	\$45,671.71	\$54,328.29
Angie	AL	2011-10-24	MADD LA State Office - Alcohol	Victim Impact Panels	\$150,000.00	410	\$138,586.91	\$11,413.09
Angie	AL	2011-10-25	Underage Drinking Public Opinion	Underage Drinking Public Opinion Survey	\$70,000.00	410	\$0.00	\$70,000.00
Nichole	AL	2011-10-26	Judicial Resource Liaison	Judicial Resource Liaison	\$100,000.00	410	\$0.00	\$100,000.00
Angie	AL	2011-10-27	Bayou Classic Press Conference	Bayou Classic Press Conference	\$300.00	410	\$0.00	\$300.00
Nichole	AL	2011-10-29	National Center for DWI Courts	3.5 day Training for DWI Courts	\$35,000.00	410	\$0.00	\$35,000.00
Nichole	AL	2011-10-30	Northwestern State Univ. Safe	Northwestern State University Safe	\$21,325.00	410	\$19,964.79	\$1,360.21
Nichole	AL	2011-10-31	Southeastern Louisiana University	Project Lion Price	\$49,839.00	410	\$41,735.68	\$8,103.32
Nichole	AL	2011-10-33	Tangipahoa Parish TRACC Coalition	Youth Awareness Impaired Driver Program	\$49,995.00	410	\$42,627.21	\$7,367.79
Kenny	AL			10-13-2011 Appropriation	\$1,675,932.02		\$0.00	\$1,675,932.02
Kenny	AL	2011-30-04	Standardized Field Sobriety Testing	Standardized Field Sobriety Testing	\$0.00	410	\$0.00	\$0.00
	AL Total				\$4,156,500.70		\$1,758,098.65	\$2,398,402.05
Jamie	PMAL	2011-80-05	Garrison Advertising	Production support	\$10,500.00	410	\$10,473.45	\$26.55
Jamie	PMAL	2011-80-01	Garrison Advertising	LHSC Highway Safety Advertising Campaign	\$460,000.00	410	\$307,477.25	\$152,522.75

**Louisiana Highway Safety Commission
FFY 2011 Projects Final Report**

					\$470,500.00		\$317,950.70	\$26.55
Section 410 Total				SECTION 410 alcohol programmatic grant total	\$4,627,000.70		\$2,076,049.35	\$2,550,951.35
				Section 410 Funds Carried Forward	\$2,888,904.70			
				Section 410 FFY 2011 New Funds	\$1,738,096.00			
				Total Available Funds	\$4,627,000.70			
				Difference	\$0.00			
SECTION 154/164 HE				SECTION 154/164 hazard elimination grant				
Angie	HE	2011-90-00	DOTD	Hazard Elimination Project	\$41,263,166.06	154HE	\$4,684,109.95	\$36,579,056.11
	HE	2011-90-00	DOTD	Hazard Elimination Project	\$41,263,166.06	164HE	\$4,684,109.93	\$36,579,056.13
HE Total					\$82,526,332.12		\$0.00	\$73,158,112.24
SECTION 410FR				SECTION 410 high fatality rate grant				
Nichole	AL	2011-10-12	Sudden Impact/SELA Assistant	Dinnika T. Lawrence	\$5,000.00	410FR	\$4,737.50	\$262.50
Angie	AL	2011-10-17	Linda Hull	LHSC DWI Awards Program	\$26,400.00	410FR	\$19,981.79	\$6,418.21
Nichole	AL	2011-10-21	Louisiana MADD	Louisiana MADD-Underage Drinking	\$40,000.00	410FR	\$35,945.54	\$4,054.46
Angie	AL	2011-10-28	Implementation of Alcohol	Implementation of Alcohol Assessment		410FR	\$0.00	\$0.00
Angie	AL	2011-10-28-01	Michael Barron	Implementation of Alcohol Assessment	\$49,900.00	410FR	\$47,020.40	\$2,879.60
Nichole	AL	2011-10-34	UL Lafayette	School Leaders Involved in Drinking and Drug	\$23,262.00	410FR	\$22,852.01	\$409.99
Lyrica	PT	2011-30-03	LSP Crash Reduction	LSP Crash Reduction	\$475,104.00	410FR	\$335,879.25	\$139,224.75
Lyrica	PT	2011-30-25	Baton Rouge PD	Baton Rouge PD	\$160,000.00	410FR	\$160,000.00	\$0.00
Lyrica	PT	2011-30-31	Caddo Parish SO	Caddo Parish SO	\$250,000.00	410FR	\$232,200.00	\$17,800.00
Darrell	PT	2011-30-32	Calcasieu Parish SO	Calcasieu Parish SO	\$65,271.00	410FR	\$59,996.53	\$5,274.47
Lyrica	PT	2011-30-39	East Baton Rouge Parish SO	East Baton Rouge Parish SO	\$54,942.00	410FR	\$54,932.00	\$10.00
Lyrica	PT	2011-30-42	Gonzales PD	Gonzales PD	\$4,200.00	410FR	\$4,021.36	\$178.64
Kenny	PT	2011-30-45	Hammond PD	Hammond PD	\$3,120.00	410FR	\$3,120.00	\$0.00
Kenny	PT	2011-30-47	Houma PD	Houma PD	\$12,096.00	410FR	\$11,812.57	\$283.43
Lyrica	PT	2011-30-52	Jefferson Parish SO	Jefferson Parish SO		410FR	\$0.00	\$0.00
Darrell	PT	2011-30-56	Lafayette PD	Lafayette PD	\$350,000.00	410FR	\$349,812.00	\$188.00
Kenny	PT	2011-30-64	Mandeville PD	Mandeville PD	\$6,600.00	410FR	\$6,600.00	\$0.00
Lyrica	PT	2011-30-70	New Orleans PD	New Orleans PD	\$434,000.00	410FR	\$416,893.87	\$17,106.13
Kenny	PT	2011-30-74	Ponchatoula PD	Ponchatoula PD	\$11,200.00	410FR	\$9,937.32	\$1,262.68
Kenny	PT	2011-30-80	Slidell PD	Slidell PD	\$58,752.00	410FR	\$58,356.26	\$395.74
Lyrica	PT	2011-30-84	St. John the Baptist Parish SO	St. John the Baptist Parish SO	\$9,600.00	410FR	\$9,581.37	\$18.63
Kenny	PT	2011-30-87	St. Tammany Parish SO	St. Tammany Parish SO	\$27,216.00	410FR	\$27,216.00	\$0.00
Kenny	PT	2011-30-89	Tangipahoa Parish SO	Tangipahoa Parish SO	\$13,800.00	410FR	\$9,677.25	\$4,122.75
Kenny	PT	2011-30-90	Terrebonne Parish SO	Terrebonne Parish SO	\$35,588.00	410FR	\$35,588.00	\$0.00
Kenny	PT	2011-30-91	Thibodaux PD	Thibodaux PD	\$16,250.00	410FR	\$13,535.98	\$2,714.02
Kenny	PT	2011-30-94	Washington Parish SO	Washington Parish SO	\$7,000.00	410FR	\$2,544.93	\$4,455.07
Lyrica	PT	2011-30-97	Zachary PD	Zachary PD	\$2,232.00	410FR	\$0.00	\$2,232.00
Chuck	TR	2011-40-20	RMS Consulting	Electronic DWI Reporting System Coordinator	\$49,950.00	410FR	\$45,918.58	\$4,031.42
	TR	2011-40-00		10-13-2011 Appropriation	\$785,424.84	410FR		\$785,424.84
Jamie	TR	2011-80-02	Highway Safety message	Highway Safety message development	\$40,000.00	410FR	\$0.00	\$40,000.00
Section 410FR Total				SECTION 410 high fatality rate grant total	\$3,016,907.84	410FR Total	\$1,978,160.51	\$1,038,747.33
				Section 410 high fatality rate Funds Carried Forward	\$1,919,489.84			
				Section 410 high fatality rate FFY 2011 New Funds	\$1,097,418.00			
				Total Available Funds	\$3,016,907.84			
				Difference	\$0.00			
SECTION 2010				SECTION 2010 motorcycle safety grant				
Jamie	MC	2011-50-02	Louisiana State Police	Motorcycle Safety and Operator Training	\$125,465.00	2010	\$87,018.91	\$38,446.09
	MC			Motorcycle Safety and Operator Training CF	\$176,351.80		\$0.00	\$176,351.80
Jamie	MC	2011-50-03	Motorcycle Awareness Committee	Motorcycle Awareness Campaign (MAC)	\$40,000.00	2010	\$40,000.00	\$0.00
MC Total				SECTION 2010 motorcycle safety grant total	\$341,816.80		\$127,018.91	\$214,797.89
				SECTION 2010 motorcycle safety Funds Carried Forward	\$234,370.80			

**Louisiana Highway Safety Commission
FFY 2011 Projects Final Report**

SECTION 2010 motorcycle safety FFY 2011 New Funds				\$107,446.00				
Total Available Funds				\$341,816.80				
Difference				\$0.00				
SECTION 410HVE			SECTION 410 high visibility enforcement grant					
	PT	2011-10-00-00	LSP Crash Reduction FFY 2010	Remove ineligible LSP charges from 2010 HVE		410HV	-\$91,456.95	\$91,456.95
	PT	2011-10-00-00	Various	Remove ineligible LSP charges from 2010 HVE			-\$38,226.80	\$38,226.80
Lyrica	PT	2011-30-03	LSP Crash Reduction	LSP Crash Reduction	\$95,736.40	410HV	\$57,603.77	\$38,132.63
Lyrica	PT	2011-30-20	Alexandria PD	Alexandria PD	\$42,300.00	410HV	\$31,753.19	\$10,546.81
Darrell	PT	2011-30-21	Allen Parish SO	Allen Parish SO	\$15,650.00	410HV	\$15,650.00	\$0.00
Lyrica	PT	2011-30-22	Ascension Parish SO	Ascension Parish SO	\$40,720.00	410HV	\$40,107.83	\$612.17
Lyrica	PT	2011-30-23	Baker PD	Baker PD	\$4,000.00	410HV	\$4,000.00	\$0.00
Lyrica	PT	2011-30-25	Baton Rouge PD	Baton Rouge PD	\$157,611.87	410HV	\$157,579.85	\$32.02
Kenny	PT	2011-30-27	Bogalusa PD	Bogalusa PD	\$23,760.00	410HV	\$23,760.00	\$0.00
Lyrica	PT	2011-30-28	Bossier PD	Bossier PD	\$40,000.00	410HV	\$40,000.00	\$0.00
Darrell	PT	2011-30-32	Calcasieu Parish SO	Calcasieu Parish SO	\$28,000.00	410HV	\$27,807.50	\$192.50
Lyrica	PT	2011-30-33	Denham Springs PD	Denham Springs PD	\$15,000.00	410HV	\$13,168.03	\$1,831.97
Lyrica	PT	2011-30-34	Clinton PD	Clinton PD	\$15,000.00	410HV	\$14,681.21	\$318.79
Lyrica	PT	2011-30-35	Cotton Valley PD	Cotton Valley PD	\$5,000.00	410HV	\$4,050.00	\$950.00
Lyrica	PT	2011-30-37	Cullen PD	Cullen PD	\$2,015.00	410HV	\$1,827.00	\$188.00
Lyrica	PT	2011-30-39	East Baton Rouge Parish SO	East Baton Rouge Parish SO	\$27,200.00	410HV	\$27,200.00	\$0.00
Kenny	PT	2011-30-40	Franklinton PD	Franklinton PD	\$5,000.00	410HV	\$4,704.20	\$295.80
Lyrica	PT	2011-30-42	Gonzales PD	Gonzales PD	\$24,000.00	410HV	\$23,999.99	\$0.01
Kenny	PT	2011-30-45	Hammond PD	Hammond PD	\$18,720.00	410HV	\$18,720.00	\$0.00
Lyrica	PT	2011-30-46	Haughton PD	Haughton PD	\$2,400.00	410HV	\$2,400.00	\$0.00
Kenny	PT	2011-30-47	Houma PD	Houma PD	\$28,816.00	410HV	\$28,449.32	\$366.68
Lyrica	PT	2011-30-52	Jefferson Parish SO	Jefferson Parish SO	\$175,480.00	410HV	\$175,479.60	\$0.40
Lyrica	PT	2011-30-54	Killian PD	Killian PD	\$5,000.00	410HV	\$5,000.00	\$0.00
Darrell	PT	2011-30-56	Lafayette PD	Lafayette PD	\$92,745.00	410HV	\$92,367.94	\$377.06
Kenny	PT	2011-30-57	Lafourche Parish SO	Lafourche Parish SO	\$10,000.00	410HV	\$9,967.31	\$32.69
Lyrica	PT	2011-30-59	Leesville PD	Leesville PD	\$12,285.00	410HV	\$10,687.88	\$1,597.12
Lyrica	PT	2011-30-61	Livingston Parish SO	Livingston Parish SO	\$50,500.00	410HV	\$49,680.00	\$820.00
Kenny	PT	2011-30-63	Lockport PD	Lockport PD	\$8,977.00	410HV	\$616.41	\$8,360.59
Kenny	PT	2011-30-64	Mandeville PD	Mandeville PD	\$8,580.00	410HV	\$8,580.00	\$0.00
Darrell	PT	2011-30-65	Merryville PD	Merryville PD	\$8,000.00	410HV	\$6,775.00	\$1,225.00
Lyrica	PT	2011-30-66	Monroe PD	Monroe PD	\$20,000.00	410HV	\$20,000.00	\$0.00
Lyrica	PT	2011-30-67	Morehouse Parish SO	Morehouse Parish SO	\$10,000.00	410HV	\$10,000.00	\$0.00
Lyrica	PT	2011-30-69	Natchitoches PD	Natchitoches PD	\$31,168.00	410HV	\$31,166.82	\$1.18
Lyrica	PT	2011-30-70	New Orleans PD	New Orleans PD	\$170,000.00	410HV	\$116,409.18	\$53,590.82
Darrell	PT	2011-30-71	Opelousas PD	Opelousas PD	\$15,000.00	410HV	\$14,584.98	\$415.02
Lyrica	PT	2011-30-73	Pineville PD	Pineville PD	\$20,000.00	410HV	\$19,178.23	\$821.77
Kenny	PT	2011-30-74	Ponchatoula PD	Ponchatoula PD	\$14,000.00	410HV	\$5,233.63	\$8,766.37
Lyrica	PT	2011-30-75	Port Allen PD	Port Allen PD		410HV	\$0.00	\$0.00
Lyrica	PT	2011-30-76	Rapides Parish SO	Rapides Parish SO	\$14,500.00	410HV	\$14,488.37	\$11.63
Lyrica	PT	2011-30-78	Rosepine PD	Rosepine PD	\$10,000.00	410HV	\$10,000.00	\$0.00
Lyrica	PT	2011-30-79	Shreveport PD	Shreveport PD	\$30,000.00	410HV	\$29,988.99	\$11.01
Kenny	PT	2011-30-80	Slidell PD	Slidell PD	\$22,411.00	410HV	\$22,411.00	\$0.00
Lyrica	PT	2011-30-81	St. Bernard Parish SO	St. Bernard Parish SO	\$30,000.00	410HV	\$30,000.00	\$0.00
Kenny	PT	2011-30-83	St. Helena Parish SO	St. Helena Parish SO	\$12,000.00	410HV	\$12,000.00	\$0.00
Lyrica	PT	2011-30-84	St. John the Baptist Parish SO	St. John the Baptist Parish SO	\$34,750.00	410HV	\$34,684.28	\$65.72
Darrell	PT	2011-30-85	St. Martin Parish SO	St. Martin Parish SO	\$18,720.00	410HV	\$18,720.00	\$0.00
Darrell	PT	2011-30-86	St. Mary SO	St. Mary SO	\$18,720.00	410HV	\$0.00	\$18,720.00
Kenny	PT	2011-30-87	St. Tammany Parish SO	St. Tammany Parish SO	\$50,400.00	410HV	\$50,400.00	\$0.00

**Louisiana Highway Safety Commission
FFY 2011 Projects Final Report**

Darrell	PT	2011-30-88	Sulphur PD	Sulphur PD	\$2,808.00	410HV	\$2,808.00	\$0.00
Kenny	PT	2011-30-89	Tangipahoa Parish SO	Tangipahoa Parish SO	\$11,000.00	410HV	\$7,304.52	\$3,695.48
Kenny	PT	2011-30-90	Terrebonne Parish SO	Terrebonne Parish SO	\$16,800.00	410HV	\$16,786.00	\$14.00
Kenny	PT	2011-30-91	Thibodaux PD	Thibodaux PD	\$10,291.00	410HV	\$7,810.14	\$2,480.86
Lyrca	PT	2011-30-93	Walker PD	Walker PD	\$6,000.00	410HV	\$6,000.00	\$0.00
Kenny	PT	2011-30-94	Washington Parish SO	Washington Parish SO	\$33,000.00	410HV	\$26,230.49	\$6,769.51
Lyrca	PT	2011-30-95	West Monroe PD	West Monroe PD	\$50,000.00	410HV	\$50,000.00	\$0.00
Lyrca	PT	2011-30-96	Westwego PD	Westwego PD	\$10,000.00	410HV	\$8,534.93	\$1,465.07
		2011-30-00		10-13-2011 Appropriation	\$1,102,629.68		\$0.00	\$1,102,629.68
Lyrca	PT	2011-30-97	Zachary PD	Zachary PD	\$46,000.00	410HV	\$24,497.76	\$21,502.24
Section 410 HVE Total					SECTION 410 high visibility enforcement grant to		410HV Total	\$1,356,169.60
					SECTION 410 high visibility Funds Carried Forward			\$1,416,524.35
					SECTION 410 high visibility FFY 2011 New Funds			\$1,097,418.00
					Total Available Funds			\$2,772,693.95
					Difference			\$0.00
TRANSFER FUNDS				154/164 impaired driving grant				
Lyrca	PT	2011-30-03	LSP Crash Reduction	LSP Crash Reduction (moved fm HVE 2010)	\$39,128.48	Transfer	\$39,128.48	\$0.00
Lyrca	PT	2011-30-03	LSP Crash Reduction	LSP Crash Reduction (moved fm HVE 2010)	\$39,128.49	Transfer	\$39,128.49	\$0.00
Lyrca	PT	2011-30-03	LSP Crash Reduction	LSP Crash Reduction (moved fm HVE)	\$54,684.30	Transfer	\$54,684.30	\$0.00
Lyrca	PT	2011-30-03	LSP Crash Reduction	LSP Crash Reduction (moved fm HVE)	\$54,684.30	Transfer	\$54,684.30	\$0.00
Nichole	AL	2011-10-19	Louisiana Office of Alcohol and	Cops in Shops Program	\$82,645.00	Transfer	\$82,235.82	\$409.18
Nichole	AL	2011-10-19	Louisiana Office of Alcohol and	Cops in Shops Program	\$82,645.00	Transfer	\$82,235.81	\$409.19
Darrell	AL	2011-10-22	LTAP/LTRC	LTAP/LTRC	\$25,000.00	Transfer	\$23,952.66	\$1,047.34
Darrell	AL	2011-10-22	LTAP/LTRC	LTAP/LTRC	\$25,000.00	Transfer	\$23,952.65	\$1,047.35
Angie	AL	2011-10-32	Statewide Judges, Prosecutors,	No Refusal Weekends	\$125,000.00	Transfer	\$0.00	\$125,000.00
Angie	AL	2011-10-32	Statewide Judges, Prosecutors,	No Refusal Weekends	\$125,000.00	Transfer	\$0.00	\$125,000.00
Lyrca	AL	2011-10-35	University of Louisiana at Monroe	University of Louisiana at Monroe	\$9,443.50	Transfer	\$9,402.39	\$41.11
Lyrca	AL	2011-10-35	University of Louisiana at Monroe	University of Louisiana at Monroe	\$9,443.50	Transfer	\$9,402.39	\$41.11
Lyrca	PT	2011-30-25	Baton Rouge PD	Baton Rouge PD	\$110,583.13	Transfer	\$110,583.13	\$0.00
Lyrca	PT	2011-30-24	Bastrop PD	Bastrop PD	\$5,000.00	Transfer	\$3,459.19	\$1,540.81
Lyrca	PT	2011-30-24	Bastrop PD	Bastrop PD	\$5,000.00	Transfer	\$3,459.22	\$1,540.78
Darrell	PT	2011-30-26	Beauregard Parish SO	Beauregard Parish SO	\$17,500.00	Transfer	\$17,087.50	\$412.50
Darrell	PT	2011-30-26	Beauregard Parish SO	Beauregard Parish SO	\$17,500.00	Transfer	\$17,087.50	\$412.50
Lyrca	PT	2011-30-28	Bossier PD	Bossier PD	\$9,185.00	Transfer	\$9,185.00	\$0.00
Lyrca	PT	2011-30-28	Bossier PD	Bossier PD	\$9,185.00	Transfer	\$9,185.01	-\$0.01
Darrell	PT	2011-30-29	Franklin Police Department	Franklin Police Department	\$1,250.00	Transfer	\$839.18	\$410.82
Darrell	PT	2011-30-29	Franklin Police Department	Franklin Police Department	\$1,250.00	Transfer	\$839.18	\$410.82
Lyrca	PT	2011-30-30	Bunkie PD	Bunkie PD	\$9,405.00	Transfer	\$7,753.50	\$1,651.50
Lyrca	PT	2011-30-30	Bunkie PD	Bunkie PD	\$9,405.00	Transfer	\$7,753.50	\$1,651.50
Lyrca	PT	2011-30-31	Caddo Parish SO	Caddo Parish SO	\$12,000.00	Transfer	\$11,917.50	\$82.50
Lyrca	PT	2011-30-31	Caddo Parish SO	Caddo Parish SO	\$12,000.00	Transfer	\$11,917.50	\$82.50
Lyrca	PT	2011-30-33	Denham Springs PD	Denham Springs PD	\$7,800.00	Transfer	\$7,498.51	\$301.49
Lyrca	PT	2011-30-33	Denham Springs PD	Denham Springs PD	\$7,800.00	Transfer	\$7,498.52	\$301.48
Kenny	PT	2011-30-36	Covington PD	Covington PD	\$4,515.00	Transfer	\$4,515.00	\$0.00
Kenny	PT	2011-30-36	Covington PD	Covington PD	\$4,515.00	Transfer	\$4,515.00	\$0.00
Darrell	PT	2011-30-38	DeRidder PD	DeRidder PD	\$10,800.00	Transfer	\$10,215.00	\$585.00
Darrell	PT	2011-30-38	DeRidder PD	DeRidder PD	\$10,800.00	Transfer	\$10,215.00	\$585.00
Kenny	PT	2011-30-40	Franklinton PD	Franklinton PD	\$2,500.00	Transfer	\$2,358.65	\$141.35
Kenny	PT	2011-30-40	Franklinton PD	Franklinton PD	\$2,500.00	Transfer	\$2,358.65	\$141.35
Kenny	PT	2011-30-41	Golden Meadow PD	Golden Meadow PD	\$5,000.00	Transfer	\$5,000.00	\$0.00
Kenny	PT	2011-30-41	Golden Meadow PD	Golden Meadow PD	\$5,000.00	Transfer	\$5,000.00	\$0.00
Lyrca	PT	2011-30-42	Gonzales PD	Gonzales PD	\$11,935.00	Transfer	\$11,630.21	\$304.79

**Louisiana Highway Safety Commission
FFY 2011 Projects Final Report**

Lyrca	PT	2011-30-42	Gonzales PD	Gonzales PD	\$11,935.00	Transfer	\$11,630.24	\$304.76
Lyrca	PT	2011-30-43	Grambling PD	Grambling PD	\$14,747.50	Transfer	\$0.00	\$14,747.50
Lyrca	PT	2011-30-43	Grambling PD	Grambling PD	\$14,747.50	Transfer	\$0.00	\$14,747.50
Lyrca	PT	2011-30-44	Greenwood PD	Greenwood PD	\$8,575.00	Transfer	\$8,315.91	\$259.09
Lyrca	PT	2011-30-44	Greenwood PD	Greenwood PD	\$8,575.00	Transfer	\$8,315.93	\$259.07
Lyrca	PT	2011-30-46	Haughton PD	Haughton PD	\$2,500.00	Transfer	\$2,500.00	\$0.00
Lyrca	PT	2011-30-46	Haughton PD	Haughton PD	\$2,500.00	Transfer	\$2,500.00	\$0.00
Darrell	PT	2011-30-48	Iberia Parish SO	Iberia Parish SO	\$12,500.00	Transfer	\$6,646.68	\$5,853.32
Darrell	PT	2011-30-48	Iberia Parish SO	Iberia Parish SO	\$12,500.00	Transfer	\$6,646.68	\$5,853.32
Darrell	PT	2011-30-49	Iowa PD	Iowa PD	\$2,250.00	Transfer	\$752.38	\$1,497.62
Darrell	PT	2011-30-49	Iowa PD	Iowa PD	\$2,250.00	Transfer	\$752.37	\$1,497.63
Lyrca	PT	2011-30-50	Jean Lafitte PD	Jean Lafitte PD	\$10,000.00	Transfer	\$10,000.00	\$0.00
Lyrca	PT	2011-30-50	Jean Lafitte PD	Jean Lafitte PD	\$10,000.00	Transfer	\$10,000.00	\$0.00
Darrell	PT	2011-30-51	Jefferson Davis SO	Jefferson Davis SO	\$3,125.00	Transfer	\$2,442.46	\$682.54
Darrell	PT	2011-30-51	Jefferson Davis SO	Jefferson Davis SO	\$3,125.00	Transfer	\$2,442.48	\$682.52
Lyrca	PT	2011-30-52	Jefferson Parish SO	Jefferson Parish SO	\$175,000.00	Transfer	\$174,969.00	\$31.00
Lyrca	PT	2011-30-52	Jefferson Parish SO	Jefferson Parish SO	\$175,000.00	Transfer	\$174,969.00	\$31.00
Lyrca	PT	2011-30-53	Kenner PD	Kenner PD	\$8,835.50	Transfer	\$8,403.96	\$431.54
0	PT	2011-30-53	Kenner PD	Kenner PD	\$8,835.50	Transfer	\$8,403.97	\$431.53
Darrell	PT	2011-30-55	Kinder PD	Kinder PD	\$7,500.00	Transfer	\$4,937.50	\$2,562.50
Darrell	PT	2011-30-55	Kinder PD	Kinder PD	\$7,500.00	Transfer	\$4,937.50	\$2,562.50
Kenny	PT	2011-30-57	Lafourche Parish SO	Lafourche Parish SO	\$18,900.00	Transfer	\$16,445.82	\$2,454.18
Kenny	PT	2011-30-57	Lafourche Parish SO	Lafourche Parish SO	\$18,900.00	Transfer	\$16,445.85	\$2,454.15
Darrell	PT	2011-30-58	Lake Charles PD	Lake Charles PD	\$16,626.00	Transfer	\$15,437.70	\$1,188.30
Darrell	PT	2011-30-58	Lake Charles PD	Lake Charles PD	\$16,626.00	Transfer	\$15,437.71	\$1,188.29
Lyrca	PT	2011-30-60	Lincoln Parish SO	Lincoln Parish SO	\$7,000.00	Transfer	\$4,062.47	\$2,937.53
Lyrca	PT	2011-30-60	Lincoln Parish SO	Lincoln Parish SO	\$7,000.00	Transfer	\$4,062.47	\$2,937.53
Lyrca	PT	2011-30-61	Livingston Parish SO	Livingston Parish SO	\$24,750.00	Transfer	\$24,570.00	\$180.00
Lyrca	PT	2011-30-61	Livingston Parish SO	Livingston Parish SO	\$24,750.00	Transfer	\$24,570.00	\$180.00
Lyrca	PT	2011-30-62	Livingston PD	Livingston PD	\$4,710.00	Transfer	\$4,137.59	\$572.41
Lyrca	PT	2011-30-62	Livingston PD	Livingston PD	\$4,710.00	Transfer	\$4,137.63	\$572.37
Lyrca	PT	2011-30-66	Monroe PD	Monroe PD	\$13,608.00	Transfer	\$13,186.80	\$421.20
Lyrca	PT	2011-30-66	Monroe PD	Monroe PD	\$13,608.00	Transfer	\$13,186.80	\$421.20
Lyrca	PT	2011-30-68	Natchez PD	Natchez PD (declined replaced w Haughton)	\$0.00	Transfer	\$0.00	\$0.00
Lyrca	PT	2011-30-68	Natchez PD	Natchez PD (declined replaced w Haughton)	\$0.00	Transfer	\$0.00	\$0.00
Lyrca	PT	2011-30-70	New Orleans PD	New Orleans PD	\$1,257.50	Transfer	\$837.49	\$420.01
Lyrca	PT	2011-30-70	New Orleans PD	New Orleans PD	\$1,257.50	Transfer	\$837.50	\$420.00
Darrell	PT	2011-30-72	Patterson PD	Patterson PD	\$7,025.00	Transfer	\$7,025.00	\$0.00
Darrell	PT	2011-30-72	Patterson PD	Patterson PD	\$7,025.00	Transfer	\$7,025.00	\$0.00
Lyrca	PT	2011-30-73	Pineville PD	Pineville PD	\$17,052.00	Transfer	\$17,008.73	\$43.27
Lyrca	PT	2011-30-73	Pineville PD	Pineville PD	\$17,052.00	Transfer	\$17,008.74	\$43.26
Lyrca	PT	2011-30-75	Port Allen PD	Port Allen PD	\$20,000.00	Transfer	\$0.00	\$20,000.00
Lyrca	PT	2011-30-76	Rapides Parish SO	Rapides Parish SO	\$8,160.00	Transfer	\$8,160.00	\$0.00
Lyrca	PT	2011-30-76	Rapides Parish SO	Rapides Parish SO	\$8,160.00	Transfer	\$8,160.00	\$0.00
Darrell	PT	2011-30-77	Rayne PD	Rayne PD	\$10,800.00	Transfer	\$10,800.00	\$0.00
Darrell	PT	2011-30-77	Rayne PD	Rayne PD	\$10,800.00	Transfer	\$10,800.00	\$0.00
Lyrca	PT	2011-30-78	Rosepine PD	Rosepine PD	\$7,625.00	Transfer	\$6,512.50	\$1,112.50
Lyrca	PT	2011-30-78	Rosepine PD	Rosepine PD	\$7,625.00	Transfer	\$6,512.50	\$1,112.50
Lyrca	PT	2011-30-79	Shreveport PD	Shreveport PD	\$37,057.50	Transfer	\$37,054.60	\$2.90
Lyrca	PT	2011-30-79	Shreveport PD	Shreveport PD	\$37,057.50	Transfer	\$37,054.67	\$2.83
Lyrca	PT	2011-30-82	St. Charles SO	St. Charles SO	\$7,500.00	Transfer	\$7,500.00	\$0.00
Lyrca	PT	2011-30-82	St. Charles SO	St. Charles SO	\$7,500.00	Transfer	\$7,500.00	\$0.00

**Louisiana Highway Safety Commission
FFY 2011 Projects Final Report**

Lyrica	PT	2011-30-92	Union Parish SO	Union Parish SO	\$7,800.00	Transfer	\$6,975.00	\$825.00
Lyrica	PT	2011-30-92	Union Parish SO	Union Parish SO	\$7,800.00	Transfer	\$6,975.00	\$825.00
Lyrica	PT	2011-30-93	Walker PD	Walker PD	\$2,040.00	Transfer	\$1,984.96	\$55.04
Lyrica	PT	2011-30-93	Walker PD	Walker PD	\$2,040.00	Transfer	\$1,984.97	\$55.03
Lyrica	PT	2011-30-95	West Monroe PD	West Monroe PD	\$29,686.75	Transfer	\$29,665.94	\$20.81
Lyrica	PT	2011-30-95	West Monroe PD	West Monroe PD	\$29,686.75	Transfer	\$29,665.98	\$20.77
Lyrica	PT	2011-30-96	Westwego PD	Westwego PD	\$19,400.00	Transfer	\$10,596.69	\$8,803.31
Lyrica	PT	2011-30-96	Westwego PD	Westwego PD	\$19,400.00	Transfer	\$10,596.73	\$8,803.27
Chuck	TR	2011-40-21	Electronic DWI Reporting System	Electronic DWI Reporting System	\$3,000,000.00	Transfer	\$0.00	\$3,000,000.00
Chuck	PMAL	2011-40-21	Electronic DWI Reporting System	Electronic DWI Reporting System	\$3,000,000.00	Transfer	\$0.00	\$3,000,000.00
Jamie	PMAL	2011-80-01	Garrison Advertising	LHSC Highway Safety Advertising Campaign	\$750,000.00	Transfer	\$630,005.74	\$119,994.26
Jamie	PMAL	2011-80-01	Garrison Advertising	LHSC Highway Safety Advertising Campaign	\$750,000.00	Transfer	\$630,005.73	\$119,994.27
		2011-80-00		FFY 2012 Funds	\$452,265.59		\$0.00	\$452,265.59
		2011-80-00		FFY 2012 Funds	\$542,498.71		\$0.00	\$542,498.71
					\$10,462,991.50		\$2,854,179.11	\$7,608,812.39
				2801 Totals	\$5,231,670.75		\$1,482,380.94	\$3,749,289.81
				2803 totals	\$5,231,320.75		\$1,371,798.17	\$3,859,522.58
					\$10,462,991.50		\$2,854,179.11	\$7,608,812.39
				Transfer 154 Funds Carried Forward	\$1,404,448.75			
				Transfer 154 FFY 2011 New Funds	\$3,827,222.00			
				Transfer 164 FFY 2011 New Funds	\$3,826,872.00			
				Transfer 164 Funds Carried Forward	\$1,404,448.75			
				Total Available Funds				
				Difference				
FLEX FUNDS				FLEX FUNDS GRANT				
Lyrica	PT	2011-30-03	LSP Crash Reduction	LSP Crash Reduction		Flex	\$104,640.00	\$0.00
Lyrica	PT	2011-30-20	Alexandria PD	Alexandria PD		Flex	\$8,666.32	\$153.68
Lyrica	PT	2011-30-22	Ascension Parish SO	Ascension Parish SO		Flex	\$6,694.22	\$25.78
Lyrica	PT	2011-30-23	Baker PD	Baker PD		Flex	\$1,599.00	\$1.00
Kenny	PT	2011-30-27	Bogalusa PD	Bogalusa PD		Flex	\$3,298.72	\$1.28
Lyrica	PT	2011-30-28	Bossier PD	Bossier PD		Flex	\$8,168.00	\$0.00
Lyrica	PT	2011-30-31	Caddo Parish SO	Caddo Parish SO		Flex	\$11,452.50	\$547.50
Darrell	PT	2011-30-32	Calcasieu Parish SO	Calcasieu Parish SO		Flex	\$34,720.00	\$280.00
Lyrica	PT	2011-30-33	Denham Springs PD	Denham Springs PD		Flex	\$7,818.47	\$189.53
Kenny	PT	2011-30-36	Covington PD	Covington PD		Flex	\$3,218.33	\$6.67
Lyrica	PT	2011-30-39	East Baton Rouge Parish SO	East Baton Rouge Parish SO		Flex	\$15,000.00	\$0.00
Lyrica	PT	2011-30-42	Gonzales PD	Gonzales PD		Flex	\$10,498.38	\$1.62
Kenny	PT	2011-30-45	Hammond PD	Hammond PD		Flex	\$8,947.44	\$87.56
Kenny	PT	2011-30-47	Houma PD	Houma PD		Flex	\$1,323.91	\$20.09
Darrell	PT	2011-30-48	Iberia Parish SO	Iberia Parish SO		Flex	\$13,671.55	\$1,328.45
Darrell	PT	2011-30-49	Iowa PD	Iowa PD		Flex	\$8,750.00	\$0.00
Lyrica	PT	2011-30-50	Jean Lafitte PD	Jean Lafitte PD		Flex	\$5,000.00	\$0.00
Darrell	PT	2011-30-51	Jefferson Davis SO	Jefferson Davis SO		Flex	\$3,775.00	\$0.00
Lyrica	PT	2011-30-52	Jefferson Parish SO	Jefferson Parish SO		Flex	\$16,383.81	\$616.19
Lyrica	PT	2011-30-53	Kenner PD	Kenner PD		Flex	\$7,857.52	\$342.48
Lyrica	PT	2011-30-54	Killian PD	Killian PD		Flex	\$5,000.00	\$0.00
Darrell	PT	2011-30-56	Lafayette PD	Lafayette PD		Flex	\$29,982.48	\$135.52
Kenny	PT	2011-30-57	Lafourche Parish SO	Lafourche Parish SO		Flex	\$13,983.57	\$16.43
Darrell	PT	2011-30-58	Lake Charles PD	Lake Charles PD		Flex	\$17,745.23	\$4,154.77
Lyrica	PT	2011-30-59	Leesville PD	Leesville PD		Flex	\$6,185.58	\$2,454.42
Lyrica	PT	2011-30-61	Livingston Parish SO	Livingston Parish SO		Flex	\$13,477.50	\$22.50

**Louisiana Highway Safety Commission
FFY 2011 Projects Final Report**

Lyrca	PT	2011-30-62	Livingston PD	Livingston PD		Flex	\$6,542.00	\$0.00
Kenny	PT	2011-30-63	Lockport PD	Lockport PD		Flex	\$3,009.07	\$1,346.93
Kenny	PT	2011-30-64	Mandeville PD	Mandeville PD		Flex	\$6,598.85	\$1.15
Lyrca	PT	2011-30-66	Monroe PD	Monroe PD		Flex	\$3,240.00	\$0.00
Lyrca	PT	2011-30-69	Natchitoches PD	Natchitoches PD		Flex	\$13,104.00	\$0.00
Lyrca	PT	2011-30-70	New Orleans PD	New Orleans PD		Flex	\$23,790.47	\$209.53
Darrell	PT	2011-30-71	Opelousas PD	Opelousas PD		Flex	\$14,395.60	\$604.40
Lyrca	PT	2011-30-73	Pineville PD	Pineville PD		Flex	\$9,280.00	\$0.00
Kenny	PT	2011-30-74	Ponchatoula PD	Ponchatoula PD		Flex	\$1,275.33	\$1,524.67
Lyrca	PT	2011-30-76	Rapides Parish SO	Rapides Parish SO		Flex	\$9,470.56	\$49.44
Darrell	PT	2011-30-77	Rayne PD	Rayne PD		Flex	\$8,625.00	\$1,335.00
Lyrca	PT	2011-30-78	Rosepine PD	Rosepine PD		Flex	\$9,050.00	\$1,200.00
Lyrca	PT	2011-30-79	Shreveport PD	Shreveport PD		Flex	\$33,926.45	\$73.55
Kenny	PT	2011-30-80	Slidell PD	Slidell PD		Flex	\$6,800.00	\$0.00
Lyrca	PT	2011-30-82	St. Charles SO	St. Charles SO		Flex	\$14,904.15	\$95.85
Lyrca	PT	2011-30-84	St. John the Baptist Parish SO	St. John the Baptist Parish SO		Flex	\$9,999.63	\$0.37
Darrell	PT	2011-30-85	St. Martin Parish SO	St. Martin Parish SO		Flex	\$8,128.75	\$271.25
Kenny	PT	2011-30-87	St. Tammany Parish SO	St. Tammany Parish SO		Flex	\$6,300.00	\$0.00
Darrell	PT	2011-30-88	Sulphur PD	Sulphur PD		Flex	\$8,400.00	\$0.00
Kenny	PT	2011-30-89	Tangipahoa Parish SO	Tangipahoa Parish SO		Flex	\$4,767.12	\$32.88
Kenny	PT	2011-30-90	Terrebonne Parish SO	Terrebonne Parish SO		Flex	\$2,800.00	\$0.00
Kenny	PT	2011-30-91	Thibodaux PD	Thibodaux PD		Flex	\$4,408.98	\$216.02
Lyrca	PT	2011-30-93	Walker PD	Walker PD		Flex	\$4,072.93	\$7.07
Lyrca	PT	2011-30-95	West Monroe PD	West Monroe PD		Flex	\$14,982.22	\$17.78
Lyrca	PT	2011-30-96	Westwego PD	Westwego PD		Flex	\$8,517.96	\$6,482.04
Lyrca	PT	2011-30-97	Zachary PD	Zachary PD		Flex	\$13,442.07	\$8,457.93
	PT Total						\$617,688.67	\$32,311.33
Jamie	SA	2011-70-01	Baton Rouge Safety Council	Greater BR Safe Communities		Flex	\$3,775.00	\$6,225.00
Jamie	SA	2011-70-02	Breaux Bridge Mayor's Office	St. Martin Safe Community		Flex	\$9,761.61	\$238.39
Jamie	SA	2011-70-03	Lincoln Parish SO	Lincoln Parish SO Safe Community		Flex	\$10,000.00	\$0.00
Jamie	SA	2011-70-06	National Safety Council, South LA	National Safety Council, South LA Chapter		Flex	\$8,000.00	\$2,000.00
Jamie	SA	2011-70-07	South Central Planning and	South Central Safe Community		Flex	\$4,845.00	\$5,155.00
	SA Total						\$36,381.61	\$13,618.39
Jamie	PMOP	2011-80-01	Garrison Advertising	LHSC Highway Safety Advertising Campaign		Flex	\$499,465.47	\$50,534.53
	Total						\$499,465.47	\$50,534.53
							\$1,153,535.75	\$96,464.25

\$49,651,181.11

Fund	Obligated	Claimed	Balance
Section 402	\$4,264,279.59	\$3,889,290.49	\$374,989.10
Section 405	\$1,048,757.42	\$633,991.29	\$414,766.13
Section 406	\$265,739.75	\$240,049.75	\$25,690.00
Section 2010	\$341,816.80	\$127,018.91	\$214,797.89
Section 408	\$1,794,159.66	\$272,991.99	\$1,521,167.67
Section 410	\$4,627,000.70	\$2,076,049.35	\$2,550,951.35
Section 410FR	\$3,016,907.84	\$1,978,160.51	\$1,038,747.33
Section 410HVE	\$2,772,693.95	\$1,356,169.60	\$1,416,524.35
Section 154 AL	\$5,231,670.75	\$1,482,380.94	\$3,749,289.81
Section 164 AL	\$5,231,320.75	\$1,371,798.17	\$3,859,522.58
	\$28,594,347.21	\$13,427,901.00	\$15,166,446.21

**Louisiana Highway Safety Commission
FFY 2011 Projects Final Report**

Flex	<u>\$1,350,000.00</u>	<u>\$1,153,535.75</u>	<u>\$196,464.25</u>
	\$29,944,347.21	\$14,581,436.75	\$15,362,910.46

Program Area	Percent
Alcohol	\$3,925,375.86
Occupant Protection	\$1,432,423.95
Police Traffic Services	\$7,985,042.00
Railroad	\$32,747.76
Safe Communities	\$308,628.93
Traffic Records	\$478,583.88
Motorcycle	\$154,679.22
	\$14,298,481.58

