



# ***TEXAS HIGHWAY SAFETY ANNUAL REPORT FISCAL YEAR 2010***



PREPARED BY  
TRAFFIC OPERATIONS DIVISION  
125 E. 11<sup>TH</sup> STREET  
AUSTIN, TEXAS 78701-2483

<https://www.txdot.gov/apps/eGrants/eGrantsHelp/index.html>

(512) 416-3200

12/31/2010

---



Governor Rick Perry

Amadeo Saenz, P.E.  
Governor's Highway Safety Representative  
Executive Director  
Texas Department of Transportation

Carol Rawson, P.E.  
Director, Traffic Operations Division  
Texas Department of Transportation

Terry A. Pence  
Traffic Safety Director  
Texas Department of Transportation



# PURPOSE OF THIS DOCUMENT

The purpose of the Texas Highway Safety Annual Report is to document and communicate the annual results of the Traffic Safety Program as defined in the corresponding Texas Highway Performance Plan (HSPP).

## TABLE OF CONTENTS

<b>EXECUTIVE SUMMARY .....</b>	<b>5</b>
TEXAS TRAFFIC SAFETY PROGRAM.....	5
CRASH DATA.....	5
ACCOMPLISHING THE GOALS .....	5
PLANNING FUTURE IMPROVEMENTS.....	6
 <b>SECTION ONE</b>	
<b>THE TEXAS TRAFFIC SAFETY PROGRAM .....</b>	<b>9</b>
THE TRAFFIC SAFETY ORGANIZATION .....	12
EVALUATIONS, REVIEWS AND AUDITS .....	15
LEGISLATIVE ISSUES .....	16
 <b>SECTION TWO</b>	
<b>CRASH DATA &amp; TRENDS.....</b>	<b>17</b>
CHALLENGES.....	19
CRASH SUMMARY .....	19
PROBLEM IDENTIFICATION .....	20
GOALS.....	20
SOLUTIONS.....	21
PERFORMANCE MEASURE DEFINITION .....	21
2008 TEXAS MOTOR VEHICLE TRAFFIC CRASH HIGHLIGHTS.....	22
PERFORMANCE MEASURES.....	23
DATA SOURCES & GLOSSARY FOR PERFORMANCE MEASURES.....	42
 <b>SECTION THREE</b>	
<b>PROGRAM AREA REPORTS .....</b>	<b>47</b>
PLANNING AND ADMINISTRATION (PA-01) .....	49
ALCOHOL AND OTHER DRUG COUNTERMEASURES (AL-02) .....	55
EMERGENCY MEDICAL SERVICES (EM-03) .....	81
MOTORCYCLE SAFETY (MC-04).....	83
OCCUPANT PROTECTION (OP-05).....	87
PEDESTRIAN AND BICYCLIST SAFETY (PS-06).....	101
POLICE TRAFFIC SERVICES (PT-07).....	107
SPEED CONTROL (SC-08) .....	113
TRAFFIC RECORDS (TR-09) .....	117
DRIVER EDUCATION AND BEHAVIOR (DE-10).....	123
RAILROAD / HIGHWAY CROSSING (RH-11) .....	131
ROADWAY SAFETY (RS-12) .....	133
SAFE COMMUNITIES (SA-13) .....	137
SCHOOL BUS (SB-14).....	143
 <b>SECTION FOUR</b>	
<b>PAID MEDIA REPORT .....</b>	<b>145</b>

FY10 FALL IMPAIRED DRIVING PREVENTION CAMPAIGN FEATURING .....	147
FY10 <i>KNOW WHEN TO PASS</i> DESIGNATED DRIVER CAMPAIGN.....	150
FY10 ANNUAL HOLIDAY <i>DESIGNATE A DRIVER</i> CAMPAIGN .....	152
FY10 ANNUAL SUPER BOWL DON'T DRINK AND DRIVE CAMPAIGN .....	157
FY10 COLLEGE WHO'S DRIVING TONIGHT? CAMPAIGN.....	159
FY10 WORLD CUP DON'T DRINK AND DRIVE CAMPAIGN .....	164
FY10 CLICK IT OR TICKET SAFETY BELT ENFORCEMENT CAMPAIGN .....	167
FY10 TEEN SAFETY BELT DEMONSTRATION PROJECT.....	174
FY10 CHILD PASSENGER SAFETY CAMPAIGN.....	178
FY10 LABOR DAY DRINK. DRIVE. GO TO JAIL. CAMPAIGN.....	181
FY10 MATCH PROGRAM: ON THE ROAD IN TEXAS AND STREET SMARTS NEWS FEATURES .....	187
 <b>SECTION FIVE</b>	
<b>FINANCIAL SUMMARY.....</b>	<b>189</b>
FEDERAL EXPENDITURES BY PROGRAM AREA FOR FY2010 .....	191
TOTAL TRAFFIC SAFETY EXPENDITURES FOR FY 2010.....	193
FY 2010 TOTAL TRAFFIC SAFETY EXPENDITURE DETAILS .....	195
 <b>SECTION SIX</b>	
<b>BEST PRACTICES .....</b>	<b>197</b>
OVERVIEW .....	199
BIKETEXAS EDUCATION FUND.....	199
TEXAS TRANSPORTATION INSTITUTE (TTI) - <i>DRINK. RIDE. LOSE.</i> .....	200
TEXAS TRANSPORTATION INSTITUTE (TTI) - <i>I RIDE FOR TOMORROW</i> .....	201
THINKSTREET .....	202
SHERRY MATTHEWS ADVOCACY MARKETING - <i>DRINK. DRIVE. GO TO JAIL.</i> .....	203
SHERRY MATTHEWS ADVOCACY MARKETING - <i>CLICK IT OR TICKET</i> .....	204
 <b>SECTION SEVEN</b>	
<b>TRAFFIC SAFETY OUTLOOK .....</b>	<b>205</b>
CONTINUED FOCUS ON ALCOHOL-RELATED FATALITIES .....	207
IMPAIRED DRIVING ASSESSMENT .....	207
SHARE THE ROAD.....	207
STRATEGIC PLANNING.....	207
IMPROVED CRASH REPORTING .....	207
 <b>APPENDIX A</b>	
<b>PROJECT CROSS REFERENCES.....</b>	<b>209</b>
 <b>APPENDIX B</b>	
<b>NHTSA REVIEW CHECKLIST .....</b>	<b>263</b>

# EXECUTIVE SUMMARY

## TEXAS TRAFFIC SAFETY PROGRAM

The Texas Traffic Safety Program continued its mission of saving lives and preventing injuries through an extensive grants program. In 2010, there were 352 traffic safety projects in the Texas Traffic Safety Program. The \$84,015,105.84 expended in FY 2010 came from federal, state and local sources as follows:

- \$ 36,006,099.63 in federal funds
- \$9,336,562.80 in state funds
- More than \$ 38,672,443.41 in local funds

## CRASH DATA

The 2003-2009 Annual Crash Reports for Texas are now posted online and available to the public at: [http://www.txdot.gov/txdot\\_library/drivers\\_vehicles/publications/crash\\_statistics/default.htm](http://www.txdot.gov/txdot_library/drivers_vehicles/publications/crash_statistics/default.htm)

Also, if the public needs information which is not included in the report or for a specific location, requests can be made via the TxDOT website.

## ACCOMPLISHING THE GOALS

### Education & Training

The Texas Traffic Safety Program funded a broad spectrum of education and training courses during FY 2010 including training for professionals to improve job performance.

### Enforcement Efforts

Traffic safety enforcement covered the state in the effort to reduce crashes caused by speeding, alcohol and other drugs, running red lights and stop signs, and failure to use safety belts or child passenger safety seats.

### Special Safety Belt and Impaired Driving Campaigns

#### ***Click It or Ticket Mobilization***

Based on statewide surveys completed by the Texas Transportation Institute in June of 2010, 93.8 percent of Texans buckled up in FY 2010 compared to the 92.9 percent during FY 2009. This is a record setting achievement for safety belt usage in Texas. Before Click It or Ticket (CIOT) enforcement and public education efforts began in Texas in 2002, only 76.1 percent of Texans buckled up. The substantial increase in the belt usage rate from 2002-2009 translates into an estimated 2,800 fewer Texans killed in traffic crashes and an estimated 66,700 fewer injuries on Texas roadways.

#### ***Teen Safety Belt Demonstration Project***

TxDOT continued to implement the NHTSA Region 6 Teen Safety Belt Demonstration Project with mobilizations in October 2009, February 2010, and May 2010. This involved expanding enforcement, media, community outreach, education, training, and evaluation efforts. The results were extremely positive. Survey results after the campaign indicated teen safety belt use in the 5 target counties (Dallas, Tarrant, Harris, Bexar and Hidalgo) increased 5.9 percentage points. Over 200 high schools in the targeted counties participated in the outreach effort. A strong web component was developed and implemented to support the efforts including having free music downloads as a reward for watching a new safety belt roll-over convincer video posted on the web. Adding the teen component was an excellent way to involve the media, enforcement, and outreach in the overall CIOT campaign.

### ***Impaired Driving Mobilization for Labor Day***

TxDOT conducted a successful Impaired Driving Mobilization for Labor Day that included the innovative "Choose Your Ride" campaign. A statewide press event to announce the mobilization was held in Austin and local media events were conducted in various locations around the state. A website, web banners, outdoor and alternative media materials were used as part of the campaign. The artwork for the "Choose Your Ride" campaign featured a picture of car (front half is a police car and the back half is a cab). TxDOT's alternative media/outreach efforts took place in the entertainment districts of Austin, Dallas, Fort Worth, Houston and San Antonio. Efforts included window clings placed on driver's side windows and street posters near bars and clubs in entertainment districts. Decals were also placed on bathroom mirrors and doors of bars, clubs and convenience stores with the help of our partners: the Texas Petroleum Marketers and Convenience Store Association and the Texas Alcoholic Beverage Commission. This new campaign generated increased enforcement, extra media attention, and expanded involvement with the TxDOT District Offices.

#### Federal Funding

TxDOT applied for and received additional federal funding beyond the base 402 program: Section 405, 408, 410, 2010, and 2011 funding (approx. \$23.5 million extra).

The Traffic Safety Section developed the most detailed Highway Safety Performance Plan TxDOT ever submitted to NHTSA during FY 2010 for FY 2011. The new format provides an excellent tool for use in managing the program.

## PLANNING FUTURE IMPROVEMENTS

### Continued Focus on Alcohol-Related Fatalities

From 2003 – 2007, Texas experienced a reduction in fatalities from year to year. Unfortunately, Texas experienced a slight increase in fatalities from 3,466 in 2007 to 3,476 in 2008 (2008 CRIS). Alcohol continues to be a major contributing factor in traffic crashes and fatalities. Future program efforts need to continue to include education, training, and enforcement projects to address this problem.

### Share the Road

An alarming concern in the overall number of traffic fatalities is the significant increase in motorcycle fatalities. A record 524 motorcyclists (operators and passengers) died in crashes in 2008. Sixty-one percent (61%) of motorcyclists killed were not wearing helmets at the time of the crash. Motorcycle fatalities were 10% of Texas' overall fatalities two years ago. In 2008, they were over 15% of the fatalities. However, motorcycles represent only 2% of the vehicle mix. Additional attention needs to be placed on motorcycle training, being properly licensed, wearing protective equipment, impaired driving, and enhancing public information and education campaigns such as Share the Road to improve motorcycle safety.

### Strategic Planning

Texas will conduct Strategic Planning for the Traffic Safety Program during FY 2011. The last formal Strategic Planning Meeting was conducted in FY 2003. At that time a Performance Plan with goals, strategies and objectives was developed that addressed FY 2004 - 2010. Now that recent crash data is available to assist with program planning, a Strategic Planning process will be conducted to review and update program goals, strategies, and objectives for FY 2012 - 2016.

### Improved Crash Reporting

A new crash form (CR-3) became effective in Texas on January 1, 2010. Training was provided to more than 400 law enforcement agencies, reaching more than 2,000 officers throughout the state on the new form to help increase timely reporting and accuracy. Training also addressed the 2010

Edition of the *Instructions to Police for Reporting Crashes* (CR-100). The CR-100 has undergone significant changes in an effort to make it more user-friendly and to clarify instructions and requirements.

Law enforcement agencies can opt to have trainers come to them for individual form training or they can participate via video tele-conference sessions. TxDOT is also beginning to test the new Crash Analysis for Safer Highways (CRASH) application that is expected to be deployed during the first quarter of 2011. This application will eliminate the need for agencies to report by submitting paper forms and instead allow them to key the data directly into the state's data repository.

### Special Management Review (SMR)

TxDOT underwent a Special Management Review (SMR) during FY 2010. The reason for the SMR was based on Texas' rate of alcohol-related fatalities. States were selected for a SMR after an analysis of data for fatalities in alcohol impaired driving crashes for the years 2005 through 2008. SMR's are scheduled as a result of a State's consistent performance below the national average and progress less than half of that recorded by the nation as a whole. A SMR examines management and operational practices in a specific program area to identify opportunities to improve performance.

Texas was selected for the SMR based on its **Impaired Driving Fatality Rates** (FARS)

- **Performance Measure:** Alcohol-impaired driving fatality rate per 100 million VMT (fatal crashes that involve at least one driver or a motorcycle rider (operator) with a blood alcohol concentration (BAC) of 0.08 grams per deciliter or higher; FARS).
- **Improvement Measure:** Percent decrease in the alcohol-impaired driving fatality rate from the year prior to the three year span until the end of the three year span. Most recent years for which data are available: 2005 (base year), 2006, 2007, and 2008.

The national Alcohol-impaired driving fatality rate decrease was 12.04% (half is 6.02%). Texas' alcohol-impaired driving fatality rate decrease from 2005 to 2008 was 3.74%, which is less than one-half of the national alcohol-impaired driving fatality rate decrease (6.02%).

Fatality Rate		
Year	Texas	National
2005	0.561	0.457
2006	0.588	0.45
2007	0.55	0.433
2008	0.54	0.402

Texas' alcohol-impaired driving fatality rate was greater than the national average rate for the most recent three years and our alcohol-impaired driving fatality rate decrease from 2005 to 2008 was less than one-half of the national alcohol-impaired driving fatality rate decrease. Unfortunately, because of these two factors Texas meets the criteria for selection for a SMR of its impaired driving program. NHTSA conducted the SMR during August 2010. NHTSA and TxDOT are currently jointly developing a Performance Enhancement Plan (PEP).

**THIS PAGE INTENTIONALLY LEFT BLANK**



***Section One***  
THE TEXAS TRAFFIC SAFETY  
PROGRAM

**THIS PAGE INTENTIONALLY LEFT BLANK**



# THE TEXAS TRAFFIC SAFETY PROGRAM

## The Mission

Mission Statement	Goal	Strategy
The mission of the Texas Traffic Safety Program is to operate in a manner that saves lives and prevents injuries.	The goal of the program is to identify traffic safety problem areas and programs to reduce the number and severity of traffic-related crashes, injuries, and fatalities.	The strategy employed by TRF-TS includes the use of information, technology, resources and skills to identify priority traffic safety issues, plan initiatives, generate coordinated action, and evaluate & communicate results.
This directly supports the Texas Department of Transportation’s mission “to work cooperatively to provide safe, effective, and efficient movement of people and goods”.		

## Traffic Safety Program Areas

Texas planned and implemented an extensive and diverse traffic safety program in FY 2010, with projects in the following program areas:

- |   |  |
|---|--|
| <i>01 - Planning and Administration (PA)</i>            | <i>08 - Speed Control (SC)</i>                 |
| <i>02 - Alcohol and Other Drug Countermeasures (AL)</i> | <i>09 - Traffic Records (TR)</i>               |
| <i>03 - Emergency Medical Services (EM)</i>             | <i>10 - Driver Education and Behavior (DE)</i> |
| <i>04 - Motorcycle Safety (MC)</i>                      | <i>11 - Railroad / Highway Crossing (RH)</i>   |
| <i>05 - Occupant Protection (OP)</i>                    | <i>12 - Roadway Safety (RS)</i>                |
| <i>06 - Pedestrian/Bicycle Safety (PS)</i>              | <i>13 - Safe Communities (SA)</i>              |
| <i>07 - Police Traffic Services (PT)</i>                | <i>14 - School Bus Safety (SB)</i>             |

## Program Funding

Funding is from the National Highway Traffic Safety Administration (NHTSA), a division of the U.S. Department of Transportation. Over 350 traffic safety grants are awarded annually to state, local and non-profit agencies across Texas equaling approximately 84 million dollars per year.

Grants were awarded based on the merits of the specific proposed project, relevancy to the current traffic safety issues as identified by the state, and the approval of the Texas Transportation Commission and NHTSA.

On July 30, 2009, the Texas Transportation Commission approved funding for the *FY 2010 Texas Highway Safety Performance Plan*, which described how federal highway safety funds would be programmed consistent with the guidelines, priority areas, and other Section 402 requirements. In addition to the Section 402 program, the FY 2010 Texas Traffic Safety Program included funding from the Safe Accountable Flexible Efficient Transportation Equity Act, A Legacy for Users (SAFETEA-LU). These included:

- *Section 405 - OP SAFETEA-LU Incentive Funds K2<sup>1</sup>*
- *Section 406 - Safety Belt Incentive Funds K4<sup>4</sup>*
- *Section 408 – State Traffic Safety Information System Improvement Funds K9<sup>2</sup>*
- *Section 410 - AL SAFETEA-LU Incentive Funds K8<sup>6</sup>*
- *Section 2010 - Motorcycle Safety Incentive Funds<sup>5</sup>*
- *Section 2011 – Child Safety and Child Booster Seat Incentive Funds<sup>3</sup>*

---

<sup>1</sup> *Awarded 04-27-10*

<sup>2</sup> *Awarded 08-04-10*

<sup>3</sup> *Awarded 8-9-2010*

<sup>4</sup> *Awarded 08-19-09*

<sup>5</sup> *Awarded 09-13-10*

<sup>6</sup> *Awarded 09-21-10*

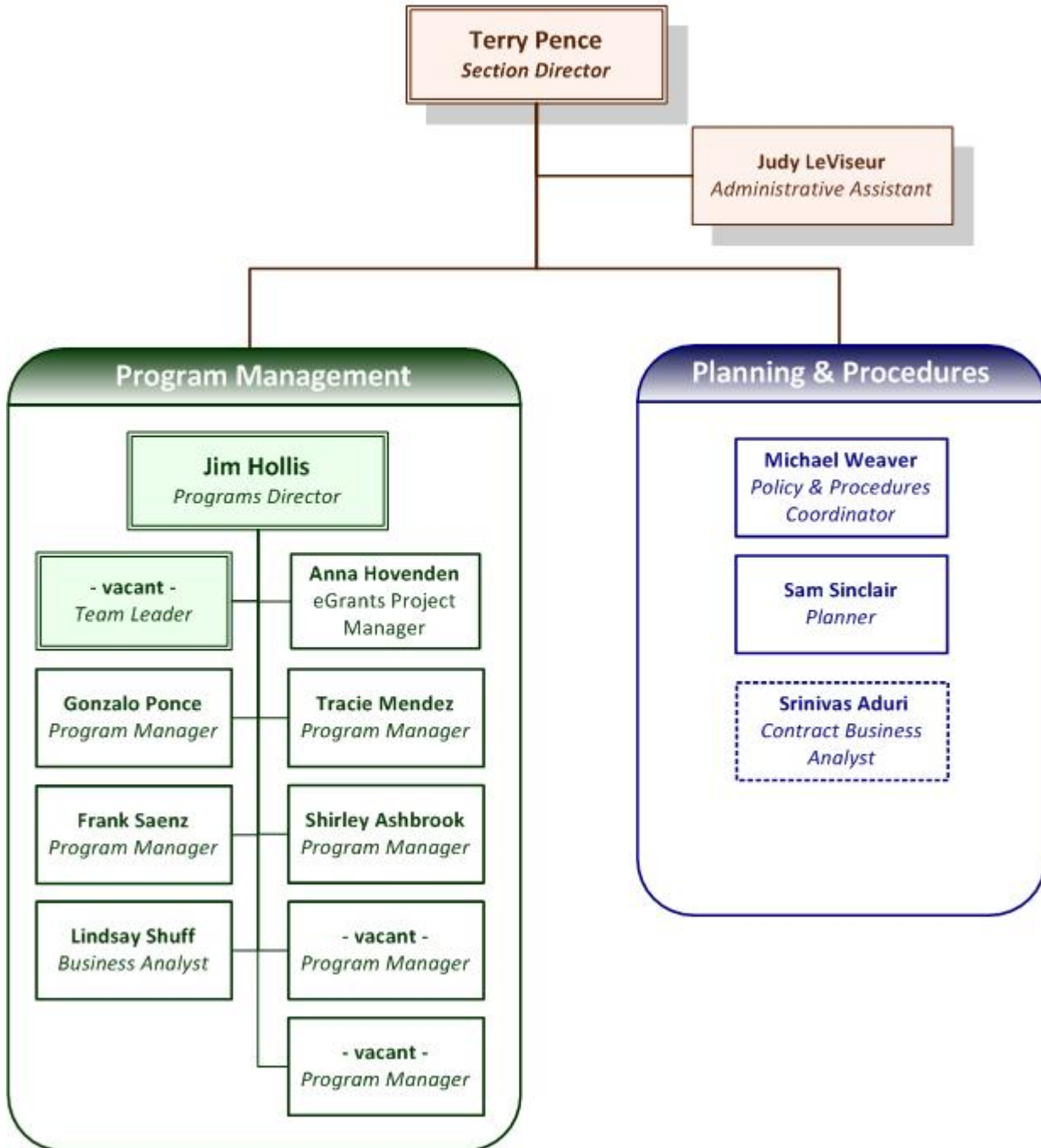
## THE TRAFFIC SAFETY ORGANIZATION

In FY 2010 the Texas Traffic Safety Program was managed by the Traffic Safety Section (TRF-TS) of TxDOT's Traffic Operations Division, and supported by Traffic Safety Specialists (TSS) in each of the 25 TxDOT Districts across the state. The following organization charts show the details of these two groups respectively.

In FY 2011 the Texas Traffic Safety Program structure will change significantly. Beginning October 1, 2010 a total of 19 full time Traffic Safety Specialists will report directly to TRF-TS. These TSS will work 100% of their time supporting the Texas Traffic Safety Program. This is a departure from the previous structure where the TSS staff held various duties other than traffic safety and reported to District Engineers. This centralization of the Texas Traffic Safety Program will result in greater efficiency and increased emphasis on traffic safety.

The Traffic Safety Section

## Traffic Safety Section



Current as of 8/31/2010

The District Traffic Safety Specialists

**District Traffic Safety Specialists**

**District**                      **Traffic Safety Specialist**

Abilene	<i>Becky Estrella</i>
Amarillo	<i>Tracy Tellman</i>
Atlanta	<i>Irene Webster</i>
Austin	<i>Sharon Little</i>
Beaumont	<i>Georgette Pillitere</i>
Brownwood	<i>Tina Crelia</i>
Bryan	<i>Michael Jedlicka</i>
Childress	<i>Barbara Seal</i>
Corpus Christi	<i>Hazel Zepeda</i>
Dallas	<i>Susan Clark</i>



El Paso	<i>James Chesshire</i>
Ft. Worth	<i>Kathy Neely</i>
Houston	<i>Garry Rand</i> <i>Olga Navarro</i>
Laredo	<i>Veronica Solis</i>
Lubbock	<i>Karen Peoples</i>
Lufkin	<i>Shirley Reynolds</i>
Odessa	<i>Robert Martinez</i>
Paris	<i>Jolita Norris</i>
Pharr	<i>Ruby Martinez</i>
San Angelo	<i>James Whitlock</i>
San Antonio	<i>Sam Aquirre</i>
Tyler	<i>Juanita Daniels-West</i>
Waco	<i>Cindy Parks</i>
Wichita Falls	<i>Patsy Walls</i>
Yoakum	<i>Rhonda Moorman</i>

Current as of 6/17/2010

## EVALUATIONS, REVIEWS AND AUDITS

OMB Circular A-133 Federal Compliance Audit

**October–December 2009 - Texas State Auditor's Office**

First and Last Voucher Review

**March 2010 – NHTSA**

Management Review

**March 2010 – NHTSA**

Special Management Review - Alcohol

**August 2010 - NHTSA**

## LEGISLATIVE ISSUES

*The Texas Legislature did not convene during FY 2010. The 82<sup>nd</sup> Texas Legislature is schedule to convene in January of 2011.*



***Section Two***  
**CRASH DATA & TRENDS**

**THIS PAGE INTENTIONALLY LEFT BLANK**

## CHALLENGES

### Alcohol-related Crashes

Crashes, injuries and fatalities caused by drunk drivers continue to be the major traffic safety problem in Texas. Texas' alcohol-impaired driving fatality rate was greater than the national average rate for the most recent three years and our alcohol-impaired driving fatality rate decrease from 2005 to 2008 was less than one-half of the national alcohol-impaired driving fatality rate decrease. Unfortunately, because of these two factors Texas meets the criteria for selection for a Special Management Review (SMR) of its impaired driving program. NHTSA conducted the SMR during August 2010. NHTSA and TxDOT are currently jointly developing a Performance Enhancement Plan (PEP).

### Occupant Protection

Based on statewide surveys completed by the Texas Transportation Institute in June of 2010, 93.8 percent of Texans buckled up in FY 2010 compared to the 92.9 percent during FY 2009. Before Click It or Ticket (CIOT) enforcement and public education efforts began in Texas in 2002, only 76.1 percent of Texans buckled up. The substantial increase in the belt usage rate from 2002-2009 translates into an estimated 2,400 fewer Texans killed in traffic crashes and an estimated 56,300 fewer injuries on Texas roadways. The challenge for the future is this: maintain our belt usage rate while devising new strategies to impact the "hard to reach" population.

From 2001-2009, the use of safety belts in our state has saved the State of Texas and society an estimated \$10 billion in wage and productivity losses, medical expenses, administrative expenses, motor vehicle damage, employer costs, taxes, insurance premiums, travel delays and a measure of the value of lost quality of life. The economic impact was derived from using the average comprehensive costs on a per-injured-person basis from 2001 provided by the National Safety Council. These numbers were adjusted to actual fatality and injury numbers from motor vehicle crashes in Texas in 2001.

The significant improvement in safety belt use is attributed to increased enforcement, a large public information and education campaign, statewide increase in local community involvement, as well as strong campaign participation and support from the National Highway Traffic Safety Administration (NHTSA) Region 6.

## CRASH SUMMARY

The CRIS (Crash Records Information System) has data from 2003 through 2008. Final FARS data for 2008 is listed in the table below.

		2003	2007	2008
<b>Number of Texas Fatalities</b>	<i>TX Data</i>	3,822	3,463	3,477
	<i>FARS Data</i>	3,821	3,466	3,476
<b>Miles Driven</b> (100 million vehicle miles traveled in Texas)	<i>TX Data</i>	2,229.3	2,410.5	2,432.6
	<i>FARS Data</i>	N/A	2,434.4	2,353.8
<b>Mileage Death Rate</b> (Persons killed per 100 million vehicle miles traveled)	<i>TX Data</i>	1.75	1.43	1.48
	<i>FARS Data</i>	1.71	1.42	1.48
<b>Texas Population</b>	<i>TX Data</i>	22,293,020	24,105,417	24,326,974
	<i>FARS Data</i>	N/A	23,837,701	24,304,290
<b>Population Death Rate</b> (Persons killed	<i>TX Data</i>	17.14	14.37	14.29

<b>Population Death Rate</b> (Persons killed per 100,000 Texas Population)	<i>TX Data</i>	17.14	14.37	14.29
	<i>FARS Data</i>	N/A	14.54	14.30
<b>Notes:</b>				
<u><i>TX Data Sources</i></u>				
Fatalities: CRIS, as of 08/15/10, for 2003, 2007, and 2008.				
Miles Driven: TxDOT Transportation Planning and Programming Division.				
Population: Population estimates from the Texas State Data Center and Office of the State Demographer.				
<u><i>FARS Data Sources</i></u>				
Fatalities: NHTSA Traffic Safety Facts for Texas 2003, 2007 and 2008.				
Miles Driven: NHTSA Traffic Safety Facts for Texas 2003, 2007 and 2008.				
Population: NHTSA Traffic Safety Facts for Texas 2003, 2007 and 2008.				

## PROBLEM IDENTIFICATION

The Texas Department of Transportation, Traffic Operations Division, coordinates the development and implementation of highway safety performance goals, strategies, and objectives for each program area based on the problems identified in each area. These problem areas are based on both the national issues identified by NHTSA, and the statewide issues specific to Texas. The crash data listed above is used to show the trends of these issues, and is used as a baseline to demonstrate improvement in each area.

The agencies that Texas works with to identify these problem areas, and determine how to address them, include the following: AAA-Texas, AARP, MADD-Texas, Texas Department of Public Safety (TxDPS), Texas Department of State Health Services (DSHS), Texas Transportation Institute (TTI), Texas AgriLife Extension Service, Texas Engineering Extension Service (TEEX), Texas Bicycle Coalition (TBC), and the NHTSA Region 6.

## GOALS

For Fiscal Year 2010, the following goals were identified:

- To reduce the number of motor vehicle crashes, injuries and fatalities
- To provide effective and efficient management of the Texas Traffic Safety Program
- To reduce the number of alcohol impaired and driving under the influence of alcohol and other drug-related crashes, fatalities and injuries
- To reduce the number of DUI-related crashes where the driver is under age 21
- To improve EMS care and support provided to motor vehicle trauma victims in rural and frontier areas of Texas
- To reduce the number of motorcyclist fatalities
- To increase occupant restraint use in all passenger vehicles and trucks
- To reduce the number of motor vehicle-related pedestrian and bicyclist fatalities
- To increase effective enforcement and adjudication of traffic safety-related laws to reduce fatal and serious injury crashes
- To reduce commercial motor vehicle crashes, injuries and fatalities involving vehicles with a Gross Vehicle Weight Rating (GVWR) of 10,000 pounds or greater
- To reduce the number of speed-related fatal and serious injury crashes

- To improve the timeliness of, quality of, availability of, and linkages of records between crash data bases
- To increase public knowledge, perception and understanding of traffic safety
- To reduce KAB crashes at railroad/highway crossings
- To reduce the number of traffic crashes, injuries, and fatalities in work zones per 100 million vehicle miles traveled
- To increase knowledge of roadway safety and current technologies among people involved in engineering, construction, and maintenance areas at both the state and local level
- To establish integrated community traffic safety programs to prevent traffic-related fatalities and injuries
- To reduce school bus-related crashes, injuries and fatalities

Please refer to the **Performance Measures** table below for a detailed list of the program areas, goals, strategies and performance measures.

## SOLUTIONS

Based on this problem identification information, and the defined goals, Texas works with state and local agencies, as well as public and private organizations to develop and submit project proposals designed to support those goals and strategies.

**Note:** Please refer to **Section Three: Program Area Reports** and **Section Four: Paid Media Reports** for more details.

## PERFORMANCE MEASURE DEFINITION

### Defining Performance Measures

Objectives and performance measures were subsequently developed by Texas to improve safety on Texas roadways and reduce the number of crashes, injuries and fatalities. These objectives and performance measures were included in the FY 2010 Performance Plan.

Texas has included the all of the new *Traffic Safety Performance Measures for States and Federal Agencies*, defined by NHTSA and the Governors Highway Safety Association (GHSA), into the makeup of the Performance Plan.



## Texas Motor Vehicle Traffic Crash Highlights Calendar Year 2008

- The Fatality Rate on Texas roadways for 2008 was 1.48 deaths per hundred million vehicle miles traveled. This is a 3.49% increase from 2007.
- Texas experienced an increase in the number of motor vehicle traffic fatalities. The 2008 death toll of 3,477 was an increase of 0.40% from the 3,463 deaths recorded in 2007.
- There were 62,296 serious injury crashes in Texas in 2008. These crashes resulted in 84,946 people sustaining a serious injury.
- The annual vehicle miles traveled in Texas during 2008 reached 234.593 billion, a decrease of 2.96% over the 241.746 billion traveled in 2007.
- Fatalities in traffic crashes in rural areas of the state accounted for 53.3% of the state's traffic fatalities. There were 1,854 deaths in rural traffic crashes.
- Single vehicle, run-off the road crashes resulted in 1,257 deaths in 2008. This was 36% of all motor vehicle traffic deaths in 2008.
- In 2008 there were 832 people killed in crashes occurring in intersections or related to an intersection.
- There were 511 people killed in head-on crashes in 2008.
- There were no deathless days on Texas roadways in 2008.
- Friday, August 8th was the deadliest day in 2008 with thirty-two (32) persons killed in traffic crashes. August and October were the deadliest months with 319 persons killed in both months.
- Based on reportable crashes in 2008:
  - **1 person was killed every 2 hours 32 minutes**
  - **1 person was injured every 2 minutes 10 seconds**
  - **1 reportable crash occurred every 72 seconds**
- Of all persons killed in vehicles where restraint usage was applicable and usage was known in 2008, 47% were reported as not restrained when the fatal crash occurred.
- 243,866 persons were injured in motor vehicle traffic crashes in 2008.
- There were 531 motorcyclists (operators and passengers) killed in 2008. Fifty-five percent (55%) of motorcyclists killed were not wearing helmets at the time of the crash.
- Pedestrian fatalities totaled 443 in 2008. This is a 6% increase from 2007.
- Pedalcyclist fatalities totaled 48 in 2008. This is a 4% decrease from 2007.
- In 2008, there were 1,005 people killed in motor vehicle traffic crashes where a driver was under the influence of alcohol. This is 28.9% of the total number of people killed in motor vehicle traffic crashes.
- During 2008, more DUI - Alcohol crashes were reported in the hour between 2:00 am and 2:59 am than any other hour of the day. Also, more alcohol related crashes occurred on Saturday than any other day of the week.

*Information contained in this report represents reportable data collected from Texas Peace Officer's Crash Reports (CR-3) received and processed by the Department as of August 14, 2010.*

## PERFORMANCE MEASURES

Goals	Strategies	Performance Measures	Figure Ref.	Baseline	Target	Actual
<i>Overall State Goal</i>						
To reduce the number of motor vehicle crashes, injuries and fatalities		1: Mileage Death Rate [NHTSA C-3]	Figure 1	1.43/100VMT (2007 CRIS) 1.42 /100M VMT (2007 FARS)	1.40 fatalities per 100M VMT (CRIS) 1.41 fatalities per 100M VMT (FARS)	1.48/100M VMT (2008 CRIS) 1.48/100M VMT (2008 FARS)
		2. Mileage Death Rate (FARS-Urban)	Figure 2	0.99/100M VMT (2007 FARS)	0.98/100M VMT in Urban area (FARS)	0.99/100M VMT (2008 FARS)
		3. Mileage Death Rate (FARS-Rural)	Figure 2	2.20/100M VMT (2007 FARS)	2.18/100M VMT in Rural areas (FARS)	2.50/100M VMT (2008 FARS)
		4. Number of traffic fatalities (FARS) [NHTSA C-1]	Figure 3	3,466 (2007 FARS)	3,460 traffic fatalities (FARS)	3,071 (2009 FARS)
		5. Number of serious injuries in traffic crashes (CRIS) [NHTSA C-2]	Figure 4	89,476 serious injuries in traffic crashes (2007 CRIS)	89,450 serious injuries in traffic crashes (CRIS)	84,946 serious injuries in traffic crashes (2008 CRIS)
		6. Number of drivers age 20 or younger involved in fatal crashes (FARS) [NHTSA C-9]	Figure 5	598 drivers age 20 or younger involved in fatal crashes (2007 FARS)	590 drivers age 20 or younger involved in fatal crashes (FARS)	528 drivers age 20 or younger involved in fatal crashes (2009 FARS)

Goals	Strategies	Performance Measures	Figure Ref.	Baseline	Target	Actual
<i>Planning and Administration Program Area – 01</i>						
<p>To provide effective and efficient management of the Texas Traffic Safety Program</p>	<p>Provide training and assistance for local and statewide traffic safety problem identification.                      Provide procedures and training on highway safety planning and project development.                      Ensure availability of program and project management training.                      Review and update program procedures as needed.                      Conduct periodic project monitoring and evaluation of traffic safety activities.                      Perform accurate accounting and efficient reimbursement processing.                      Maintain coordination of traffic safety efforts and provide technical assistance.</p>	<p>No current quantifiable performance measures or objectives</p>				



Goals	Strategies	Performance Measures	Figure Ref.	Baseline	Target	Actual
<b>Alcohol and Other Drug Countermeasures Program Area – 02</b>						
To reduce the number of Alcohol and other drug-related crashes, injuries, and fatalities	<p>Increase enforcement of DWI laws.</p> <p>Increase sustained enforcement.</p> <p>Increase high visibility enforcement.</p> <p>Improve BAC testing and reporting to the State's crash records information system.</p> <p>Improve anti-DWI public information and education campaigns.</p> <p>Increase the number of law enforcement task forces and coordinated enforcement campaigns.</p> <p>Increase training for anti-DWI advocates.</p> <p>Increase intervention efforts.</p> <p>Improve and increase training for law enforcement officers.</p> <p>Improve DWI processing procedures.</p> <p>Improve adjudication of DWI cases through improved training for judges, administrative license revocation judges, and prosecutors, and improved support materials for judges and prosecutors.</p> <p>Expand "EI Protector" and keep concentration on alcohol.</p>	7. Number of DUI-related (alcohol or other drugs) KAB crashes (CRIS)	Figure 6.	8,438 DUI-related (alcohol or other drugs) KAB crashes (2007 CRIS)	8,400 DUI-related (alcohol or other drugs) KAB crashes (CRIS)	8,277 DUI-related (alcohol or other drugs) KAB crashes (2008 CRIS)
		8. Number of fatalities in crashes involving a driver or motorcycle operator with a BAC of .08 or above (FARS) [NHTSA C-5]	Figure 7	1,333 fatalities involving a driver or motorcycle operator with a BAC of .08 or above (2007 FARS)	1,300 fatalities involving a driver or motorcycle operator with a BAC of .08 or above (FARS)	1,235 fatalities involving a driver or motorcycle operator with a BAC of .08 or above (2009 FARS)
		9. Number of impaired-driving arrests made during grant funded enforcement activities (eGrants) [NHTSA A-2]	N/A	10,124 impaired driving arrests made during enforcement activities (2009 eGrants)	NHTSA Activity Measure (No target set)	9,729 impaired driving arrests made during enforcement activities (2010 eGrants)

Goals	Strategies	Performance Measures	Figure Ref.	Baseline	Target	Actual
To reduce the number of DUI-related crashes where the driver is under age 21	<p>Develop a DWI and minor in possession tracking system.</p> <p>Improve education programs on alcohol and driving for youth.</p> <p>Increase enforcement of driving under the influence by minors laws.</p> <p>Increase public education and information, concentrating on youth age 5-13 and 14-20, including parent education on drinking and driving.</p> <p>Develop innovative ways and programs to combat underage drinking and driving</p>	10. Number of 16-20 year old DUI drivers (alcohol or other drugs) in KAB crashes per 100,000 16-20 year-olds (CRIS)	Figure 8	66.7 16-20 year old DUI driver (alcohol or other drugs) in KAB crashes per 100,000 16-20 year olds (2007 CRIS)	66.5 16-20 year old DUI drivers (alcohol or other drugs) in KAB crashes per 100,000 16-20 year olds (CRIS)	55.48 16-20 year old DUI drivers (alcohol or other drugs) in KAB crashes per 100,000 16-20 year olds (2008 CRIS)
<b>Emergency Medical Services Program Area – 03</b>						
To improve EMS care and support provided to motor vehicle trauma victims in rural and frontier areas of Texas.	<p>To increase the availability of EMS training in rural and frontier areas.</p> <p>Increase EMS involvement in local community safety efforts.</p>	11. Number of students trained in EMS classes	N/A	1,081 students trained in EMS classes	1,100 students trained in EMS classes	1007 students trained in EMS classes (2009 eGrants)
<b>Motorcycle Safety Program Area – 04</b>						
To reduce the number of motorcyclist fatalities	<p>Increase enforcement of existing motorcycle helmet law for riders and passengers under 21.</p> <p>Improve public information and education on motorcycle safety, including the value of wearing a helmet.</p> <p>Improve public information and education on the value of not operating a motorcycle while under the influence of alcohol and/or other drugs.</p> <p>Increase rider education and training.</p>	<p>12. Number of motorcyclist fatalities (FARS) [NHTSA C-7]</p> <p>13. Number of un-helmeted motorcyclist fatalities (FARS) [NHTSA C-8]</p>	Figure 9	<p>407 motorcyclist fatalities(2007 FARS)</p> <p>239 un-helmeted motorcyclist fatalities (2007 FARS)</p>	<p>Reduce motorcyclist fatalities to no more than 400</p> <p>Reduce un-helmeted motorcyclists to 230 (FARS)</p>	<p>426 motorcyclist fatalities (2009 FARS)</p> <p>275 un-helmeted motorcyclist fatalities (2009 FARS)</p>

Goals	Strategies	Performance Measures	Figure Ref.	Baseline	Target	Actual
<b>Occupant Protection Program Area – 05</b>						
To increase occupant restraint use in all passenger vehicles and trucks	Increase enforcement of occupant protection laws.	14. Observed seat belt use for passenger vehicles, front seat outboard occupants [NHTSA B-1]	Figure 10	92.9 percent (2009 TTI)	93.25 percent	93.8 percent (2010 TTI)
	Increase sustained enforcement		N/A	70.7 percent (2008 TTI)	71.0 percent	71.1 percent (2009 TTI)
	Increase high visibility enforcement.	15. Safety belt use rate by children age 5-16	N/A	84.0 percent (2008 TTI)	83.5 percent	86.4 percent(2009 TTI)
	Increase public information and education campaigns.		Figure 11	1,013 unrestrained passenger vehicle occupants fatalities, all seat positions (2007 FARS)	Decrease unrestrained passenger vehicle occupant fatalities, all seat positions to 1,000 (FARS)	947 unrestrained passenger vehicle occupant fatalities, all seat positions (2009 FARS)
	Increase intervention efforts by healthcare professionals, teachers, and all safety advocates	16. Child passenger restraint use rate for children ages 0-4	N/A	97,734 seat belt citations issued during grant funded enforcement activities (2009 eGrants)	NHTSA Activity Measure (No target set)	120,940 seat belt citations issued during grant funded enforcement activities (2010 eGrants)
	Concentrate efforts on historically low use populations.	17. Number of unrestrained passenger vehicle occupants fatalities, all seat positions (FARS) [NHTSA C-4]	Figure 11			
	Increase judges' and prosecutors' awareness of safety belt misuse.		N/A			
	Increase retention of child passenger safety (CPS) instructors.	18. Number of seat belt citations issued during grant funded enforcement activities (eGrants) [NHTSA A-1]				
Increase training opportunities for CPS instructors.						
Increase EMS/fire department involvement in CPS fitting stations.						
Maintain CPS seat distribution programs for low-income families.						
Increase occupant protection education and training for law enforcement and judges.						

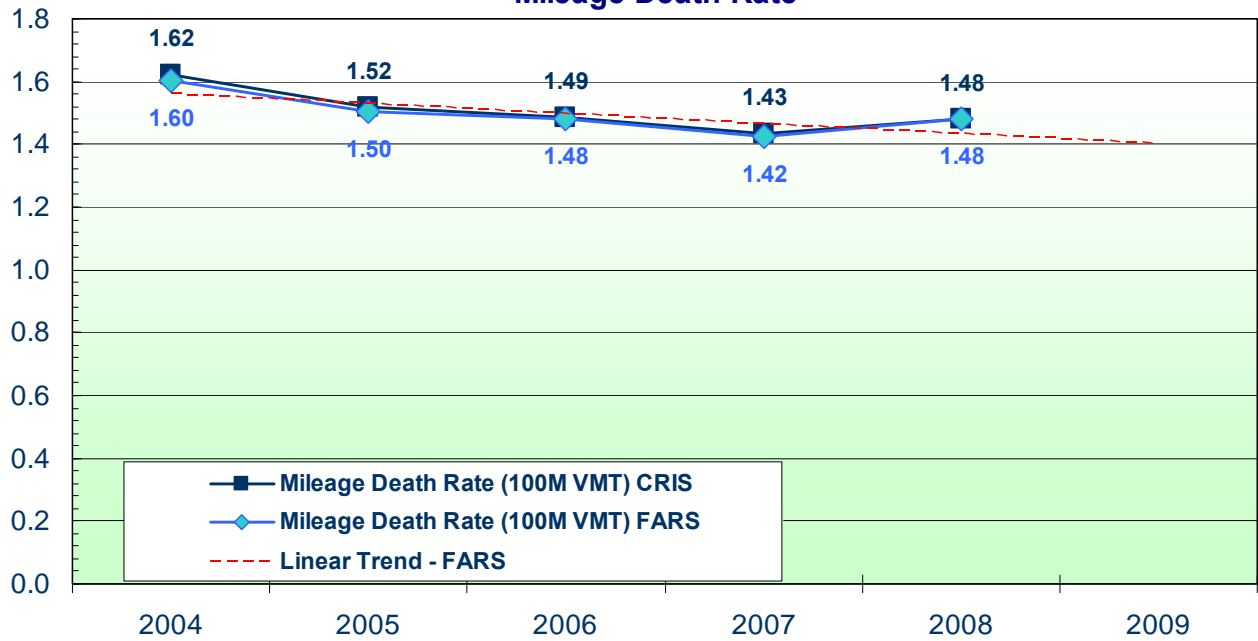
Goals	Strategies	Performance Measures	Figure Ref.	Baseline	Target	Actual
<b>Pedestrian and Bicyclist Safety Program Area – 06</b>						
To reduce the number of motor vehicle-related pedestrian and bicyclist fatalities	Increase enforcement of traffic laws about bicycle right of way. Increase motorist awareness for sharing the road with bicyclists. Improve bicycle crash data. Increase public information and education efforts on the use of safety equipment. Improve identification of problem areas for pedestrians. Improve pedestrian “walkability” of roads and streets. Improve data collection on pedestrian injuries and fatalities. Improve public education and information on pedestrians and “safe walking”.	19. Number of pedestrian fatalities (FARS) [NHTSA C-10]	Figure 12	410 pedestrian fatalities (2007 FARS)	Reduce pedestrian fatalities to 400 (FARS)	344 pedestrian fatalities (2009 FARS)
		20. Number of bicyclist fatalities (CRIS)	Figure 13	50 bicyclist fatalities (2007 CRIS)	Decrease the number of fatalities to 47 (CRIS)	48 bicyclist fatalities (2008 CRIS)
<b>Police Traffic Services Program Area – 07</b>						
To increase effective enforcement and adjudication of traffic safety-related laws to reduce fatal and serious injury crashes	Increase enforcement of traffic safety-related laws including speed-related. Increase sustained enforcement including speed related laws. Increase public education and information campaigns. Increase traffic law enforcement. Technical and managerial support to local law enforcement agencies and highway safety professionals. Increase public information and education on sharing the road with commercial motor vehicles (CMV). Develop partnerships with CMV industry and trade associations to increase education and training of the general public and	21. Number of KAB crashes (CRIS)	Figure 14	67,780 KAB crashes (2007 CRIS)	Reduce KAB crashes to 67,600 (CRIS)	65,412 KAB crashes (2008 CRIS)
		22. Number of intersection and intersection-related KAB crashes	Figure 15	27,301 intersection and intersection-related KAB crashes (2007 CRIS)	Reduce intersection and intersection-related KAB crashes to 27,275 (CRIS)	26,703 intersection and intersection-related KAB crashes (2008 CRIS)
To reduce commercial motor vehicle crashes, injuries and fatalities involving vehicles with a Gross Vehicle Weight Rating (GVWR) of >10,000 pounds		23. Number of CMV (large truck) involved fatalities. All crashes involve at least one vehicle with a vehicle body type of “Semi-Trailer” or “Truck-Tractor” (CRIS)	Figure 16.	437 fatalities in crashes involving motor vehicles with a body type of “Semi-Trailer” or “Truck-Tractor” (2007 CRIS)	No more than 430 fatalities for vehicles with a body type of “Semi-Trailer” or “Truck-Tractor” (CRIS)	392 fatalities in crashes involving motor vehicles with a body type of “Semi-Trailer” or “Truck-Tractor” (2008 CRIS)
	24. Number of CMV (large truck) involved fatal crashes All crashes involve at least one vehicle with a vehicle body type of “Semi-Trailer” or “Truck-Tractor” (CRIS)	371 fatal crashes involving motor vehicles with a body type of Semi-Trailer’ or ‘Truck-Tractor’ (2007 CRIS)		No more than 365 fatal crashes for vehicles with a body type of “Semi-Trailer” or “Truck-Tractor” (CRIS)	331 fatal crashes involving motor vehicles with a body type of Semi-Trailer’ or ‘Truck-Tractor’ (2008 CRIS)	

Goals	Strategies	Performance Measures	Figure Ref.	Baseline	Target	Actual
	drivers. Increase enforcement of commercial motor vehicle speed limits.					
<b>Speed Control Program Area – 08</b>						
To reduce the number of speed-related fatal and serious injury crashes	Identify best practices for speed deterrence when law enforcement is not present. Increase sustained enforcement.	25. Number of speed-related fatalities (FARS) [NHTSA C-6] 26. Number of speeding citations issued during grant funded enforcement activities (eGrants) [NHTSA A-3]	Figure 17	1,380 speed-related fatalities (2007 FARS) 53,520 speeding citations issued during grant funded enforcement activities (2008 eGrants)	No more than 1,365 speeding related fatalities (FARS) NHTSA Activity Measure (No target set)	1,228 speeding related fatalities (2009 FARS) 386,061 speed citations (2009 eGrants)
<b>Traffic Records Program Area – 09</b>						
To improve the timeliness of, quality of, availability of, and linkages of records between crash data bases	Link Texas Department of State Health Services, Transportation, and Public Safety databases.  Improve local databases and their ability to electronically transmit crash data to the Department of State Health Services and Public Safety	27. Days for crash data to be accessible from Crash Records Information System (CRIS) after receiving report of crash (CR-3) from peace officer	N/A	7 days for crash data to be accessible from CRIS after receiving report of crash (CR-3) from peace officer (2008 TRF-CR)	Crash data available electronically to TxDOT within 60 days of the event (TRF-CR)	Crash data available electronically within 3 days of receiving the crash report from law enforcement. (TRF-CR)
		28. Days to report local crash data electronically to CRIS after occurrence	N/A	More than 10 days to report local crash data electronically to CRIS after occurrence (2008 TRF-CR).	Reduce the number of days to report local crash data electronically to CRIS after occurrence to 10 or less	Currently crash data can not be submitted electronically to CRIS. A pilot project to deploy an internet based crash reporting system is on schedule to deploy in Spring 2011 (TRF-CR)

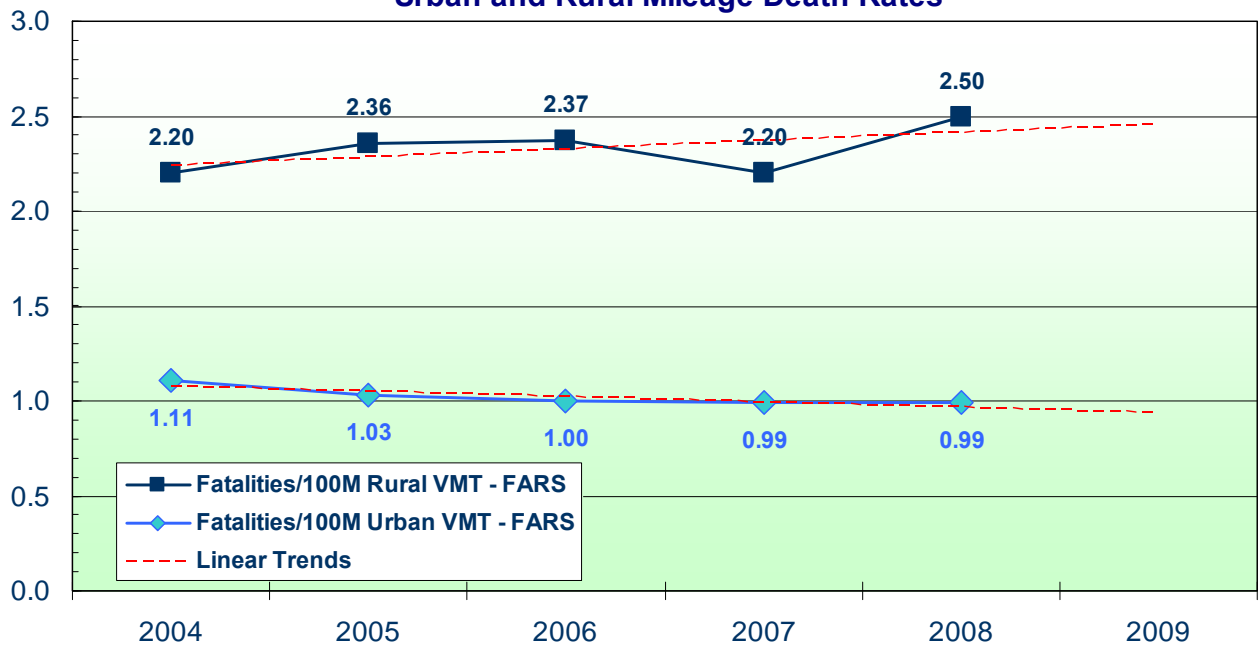
Goals	Strategies	Performance Measures	Figure Ref.	Baseline	Target	Actual
<b>Driver Education and Behavior Program Area – 10</b>						
To increase public knowledge, perception and understanding of traffic safety	Develop and implement public information and education efforts on traffic safety issues. Provide assistance to update the drivers' education curriculum. Conduct and assist local, state and national traffic safety campaigns.	29. Number of people reached with traffic safety messages 30. Driver Attitude and Awareness concerning impaired driving, seat belt use, and speeding issues (Driver Survey Results) [NHTSA Survey-1]	N/A	1.4 billion traffic safety media impressions (2008 TRF-TS) TRF-TS developed this survey in FY2010	Achieve 1.0 billion traffic safety media impressions Report on Driver Attitudes and Awareness concerning impaired driving, seat belt use, and speeding issues via survey	1.1 billion traffic safety media impressions (2009 TRF-TS) Conducted 1 survey in Summer 2010 (TRF-TS)
<b>Railroad / Highway Crossing Program Area – 11</b>						
To reduce KAB crashes at railroad/highway crossings	Educate law enforcement on laws governing railroad/highway crossings. Increase public education and Information campaigns.	31. Number of KAB crashes at railroad/highway crossings (CRIS)	Figure 18	275 KAB crashes at railroad/ highway crossings (2007 CRIS)	Reduce KAB crashes at railroad/highway crossings to 272 (CRIS)	297 KAB crashes at railroad/highway crossings (2008 CRIS)
<b>Roadway Safety Program Area – 12</b>						
To reduce the number of traffic crashes, injuries, and fatalities in work zones per 100 million vehicle miles traveled  To increase knowledge of roadway safety and current technologies among people involved in engineering, construction, and maintenance areas at both the state and local level	Increase enforcement of traffic safety-related laws in work zones. Increase public education and information on traffic safety in work zones. Evaluate best practices for reducing work zone crashes, injuries, and fatalities, including training. Provide traffic safety problem identification to local jurisdictions. Improve highway design and engineering through training	32. Number of serious injuries in work zones (CRIS)  33. Number of fatalities in work zones (CRIS)  34. Number of persons trained in roadway safety classes	Figure 19  Figure 20	3,528 serious injuries in work zones (2007 CRIS)  147 fatalities in work zones (2007 CRIS)  5,661 students trained in roadway safety classes	Reduce serious injuries in work zones to 3,485 (CRIS)  Reduce fatalities in work zones to 145 (CRIS)  Train 3,000 students in roadway safety classes	3,372 serious injuries in work zones (2008 CRIS) 175 fatalities in work zones (2008 CRIS) 3,209 students trained in roadway safety classes (2009 eGrants)

Goals	Strategies	Performance Measures	Figure Ref.	Baseline	Target	Actual
<b>Safe Communities Program Area -13</b>						
To establish integrated community traffic safety programs to prevent traffic-related fatalities and injuries	<p>Provide training programs on how to initiate and conduct community based programs.</p> <p>Support the Safe Communities process.</p> <p>Provide management support to implement community traffic safety programs.</p>	29: Number of Safe Communities coalitions	N/A	6 funded coalitions (2008)	Achieve a minimum of 8 coalitions	14 coalitions (2009)
<b>School Bus Program Area -14</b>						
To reduce School bus-related crashes, injuries and fatalities	<p>Provide safe school bus operation training for school bus drivers in both English and Spanish.</p> <p>Provide public information and education campaigns to promote safe motor vehicle operations around school buses.</p> <p>Provide increased enforcement of state traffic laws around school buses.</p>	30: Number of school bus passenger fatalities per year on a five year average	Figure 21	<p>0.20* school bus passenger fatalities per year on a 5 year moving average (2003-2007 FARS)</p> <p>*The FY10 HSPP mistakenly listed the five year moving average in 2007 as "0.00". A review of the FARS encyclopedia on 11/22/10 revealed the correct average is 0.20</p>	Reduce school bus passenger fatalities to no more than 0.39 per year on a five year moving average (FARS)	0.40 school bus passenger fatalities on a five year moving average (2005-2009 FARS)

**Figure 1. Performance Measure 1:  
Mileage Death Rate**

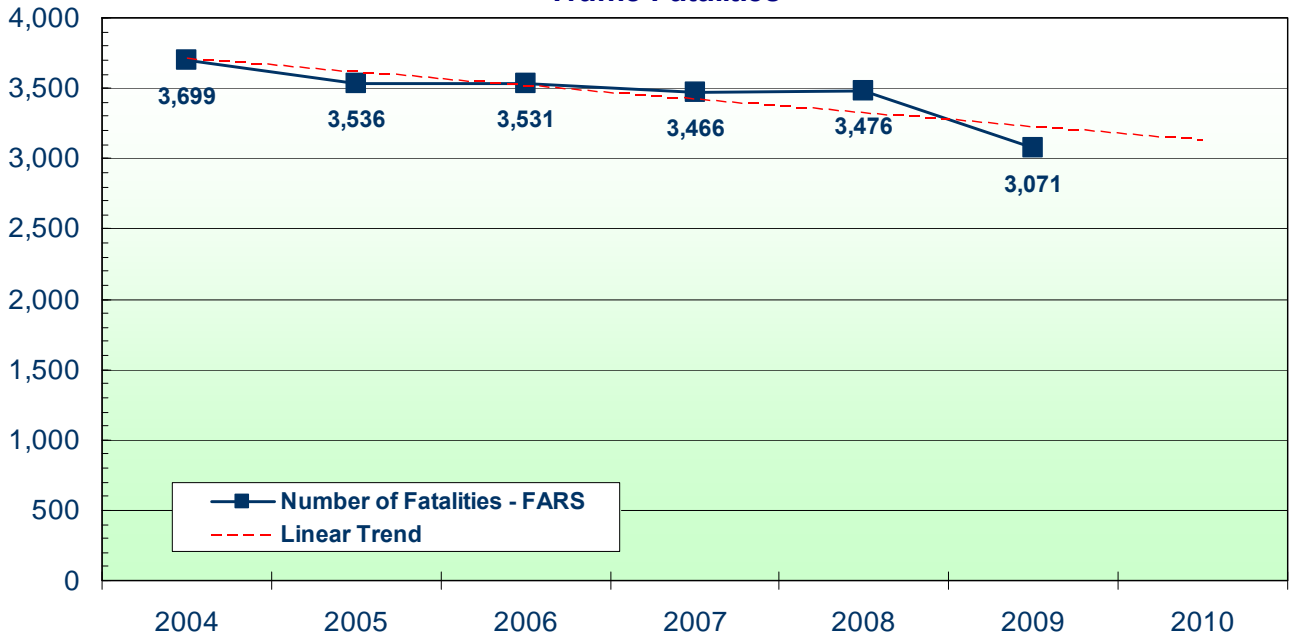


**Figure 2. Performance Measures 2 & 3:  
Urban and Rural Mileage Death Rates**

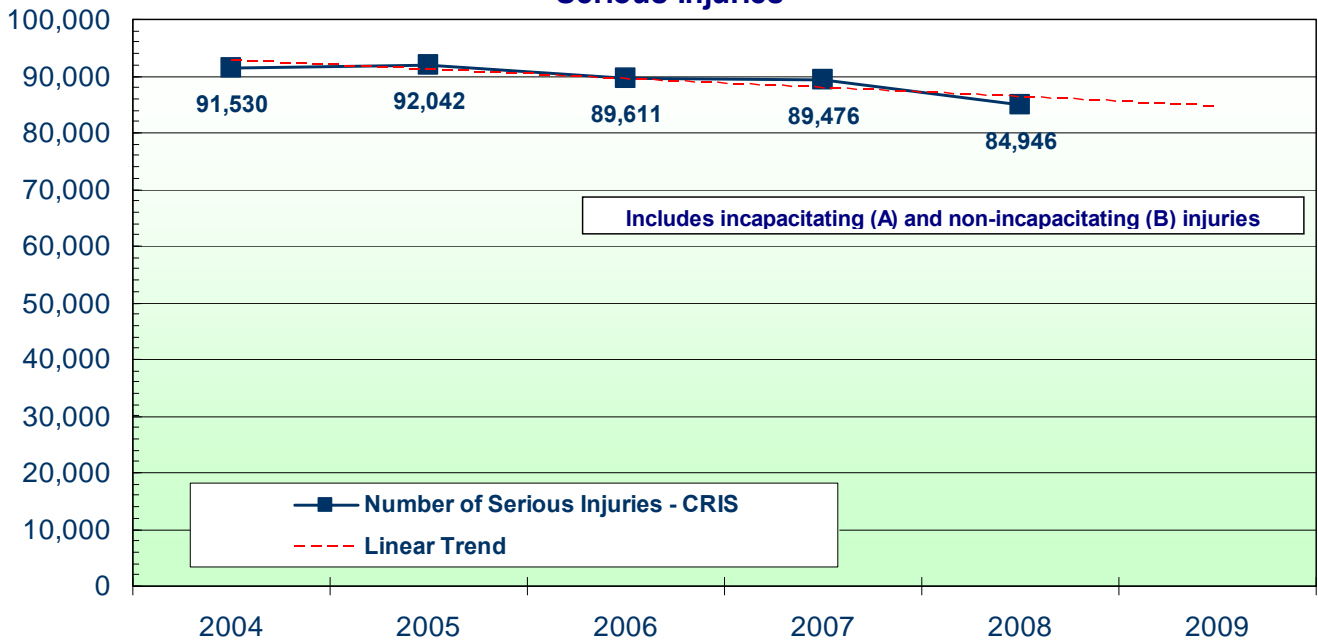




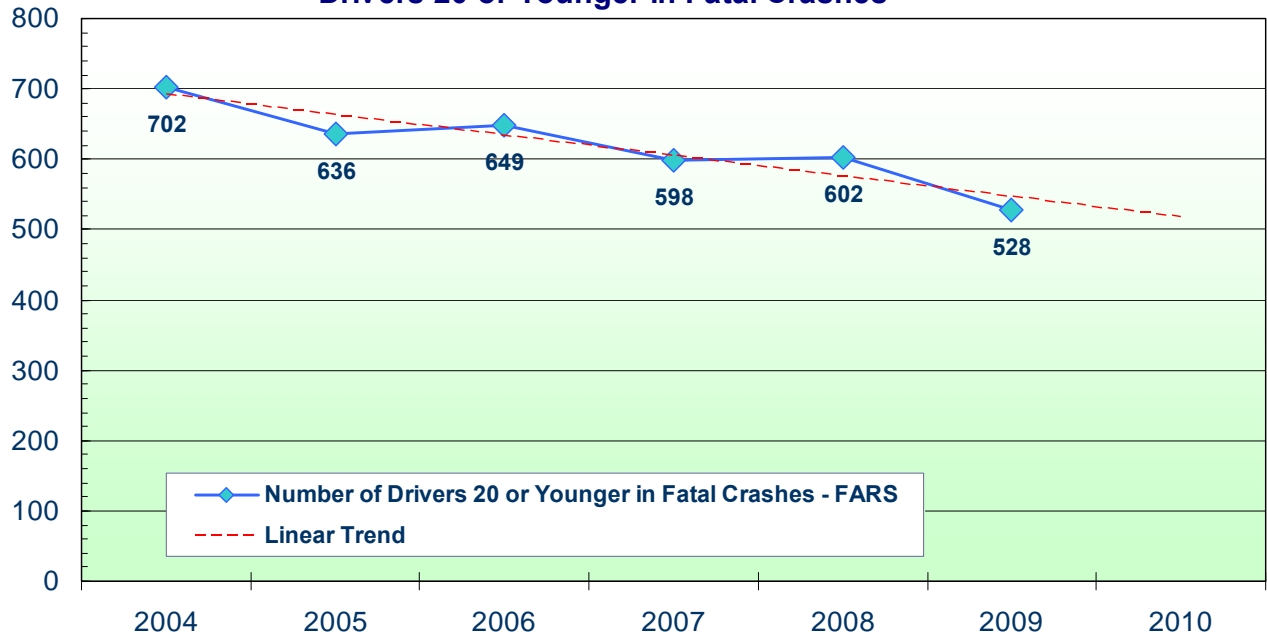
**Figure 3. Performance Measure 4:  
Traffic Fatalities**



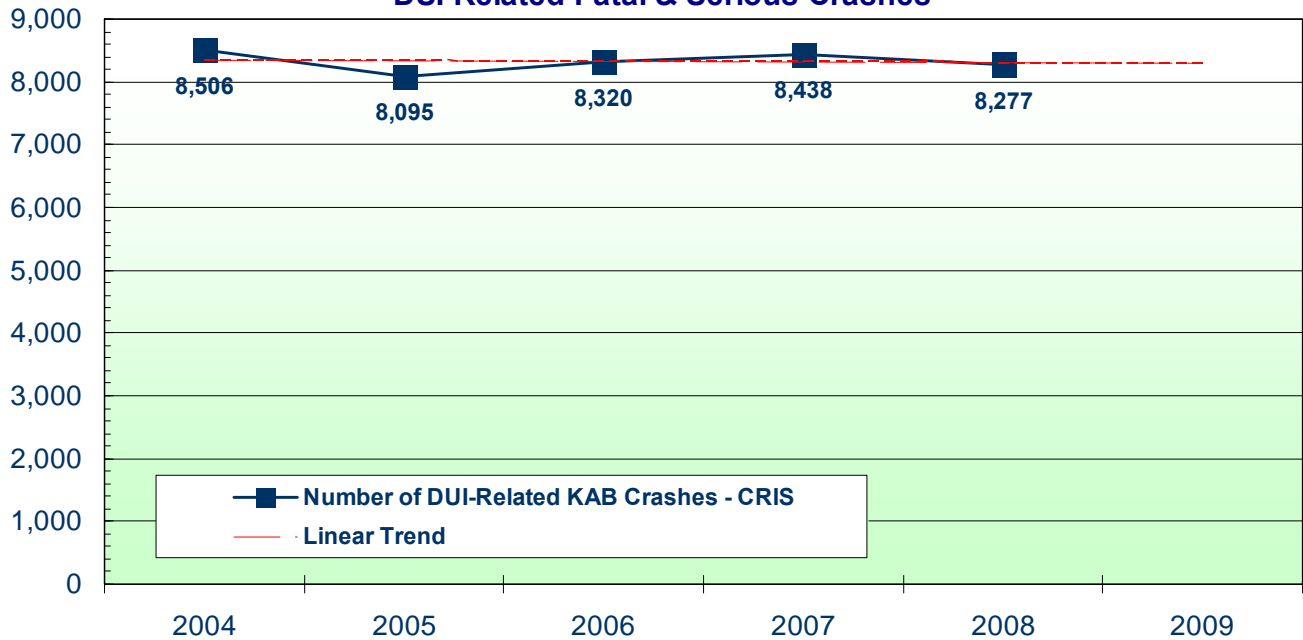
**Figure 4. Performance Measure 5:  
Serious Injuries**



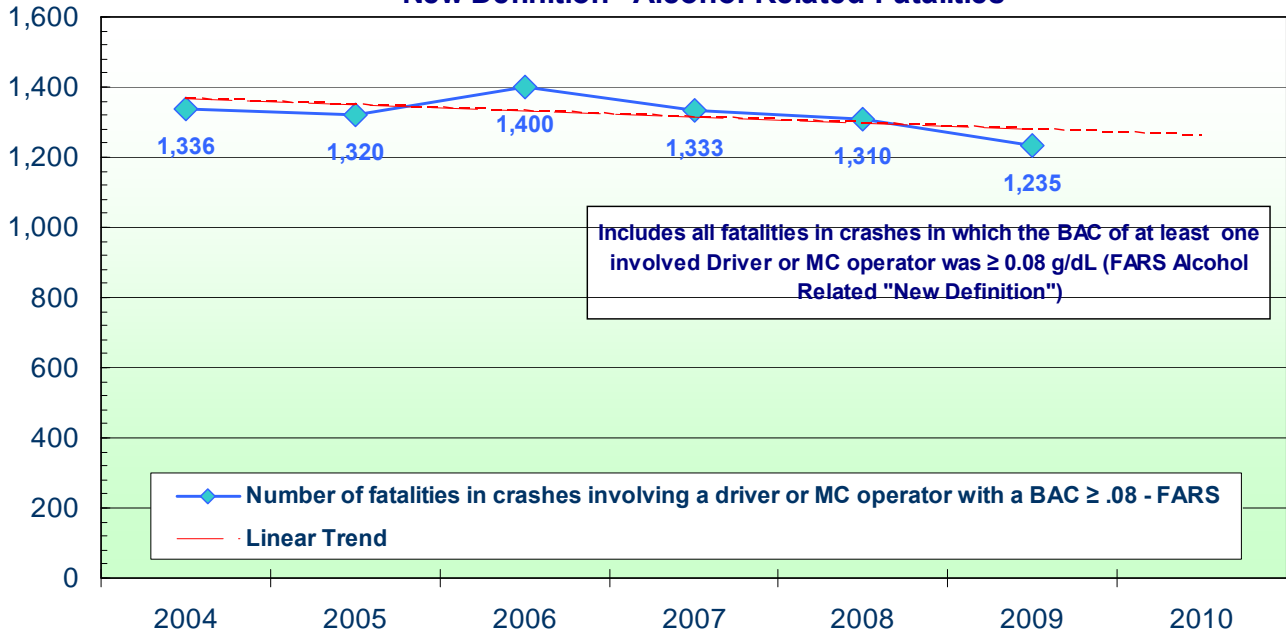
**Figure 5. Performance Measure 6:  
Drivers 20 or Younger in Fatal Crashes**



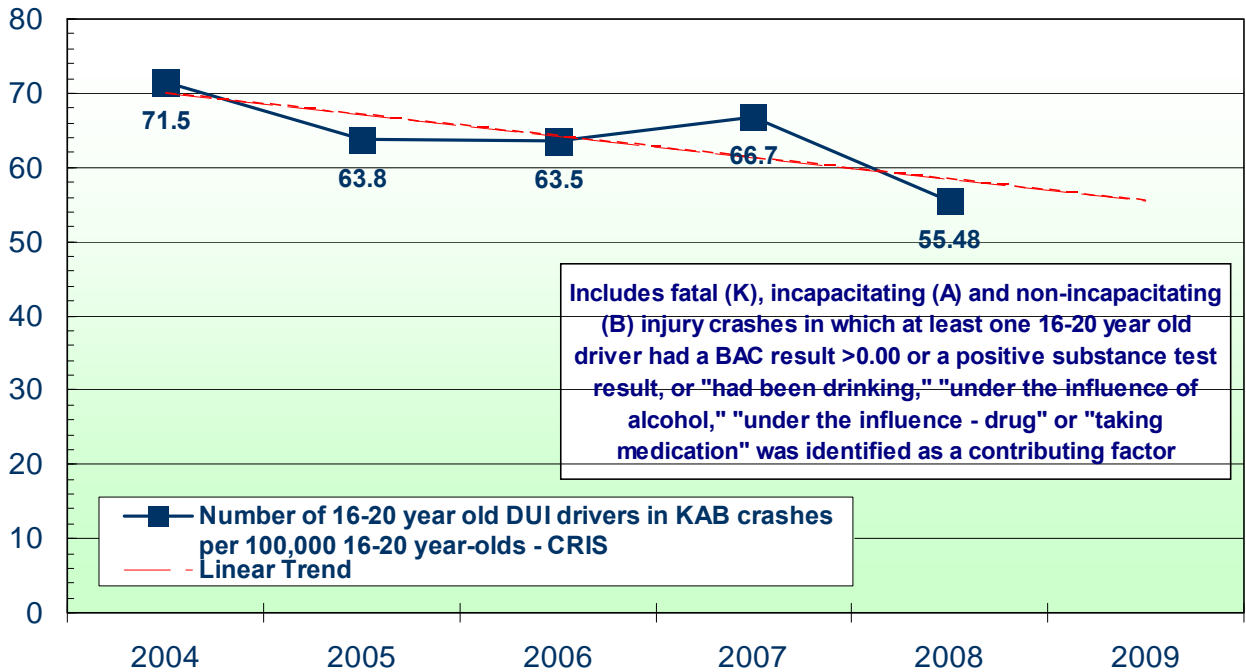
**Figure 6. Performance Measure 7:  
DUI-Related Fatal & Serious Crashes**



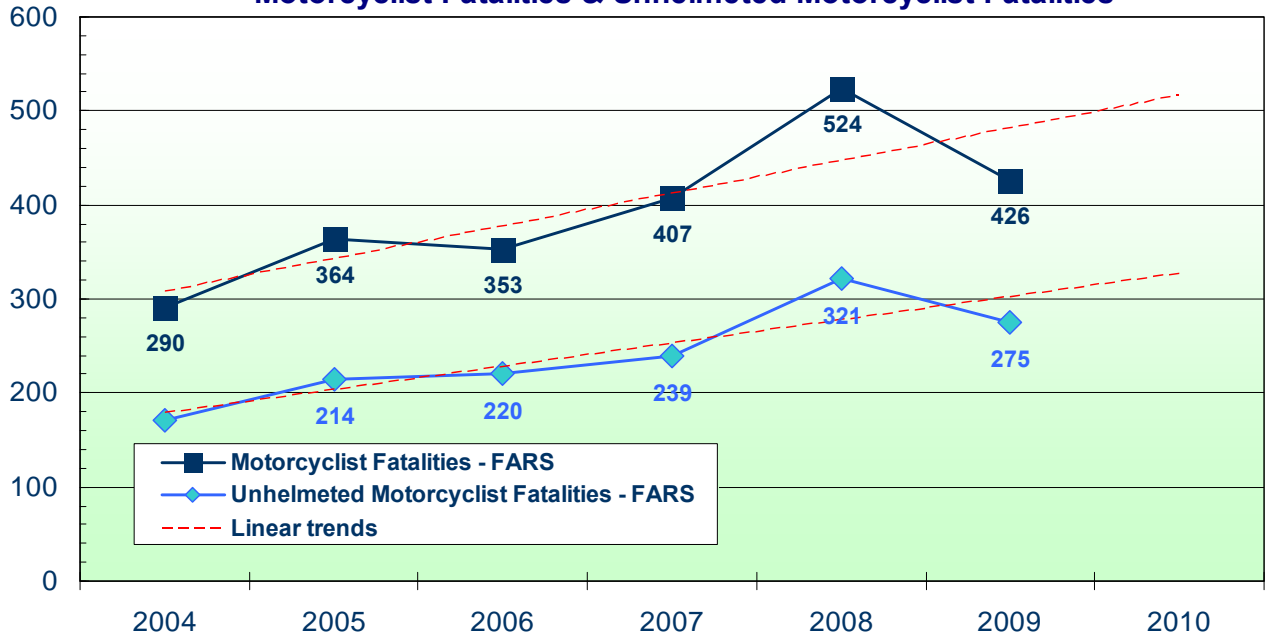
**Figure 7. Performance Measure 8  
"New Definition" Alcohol-Related Fatalities**



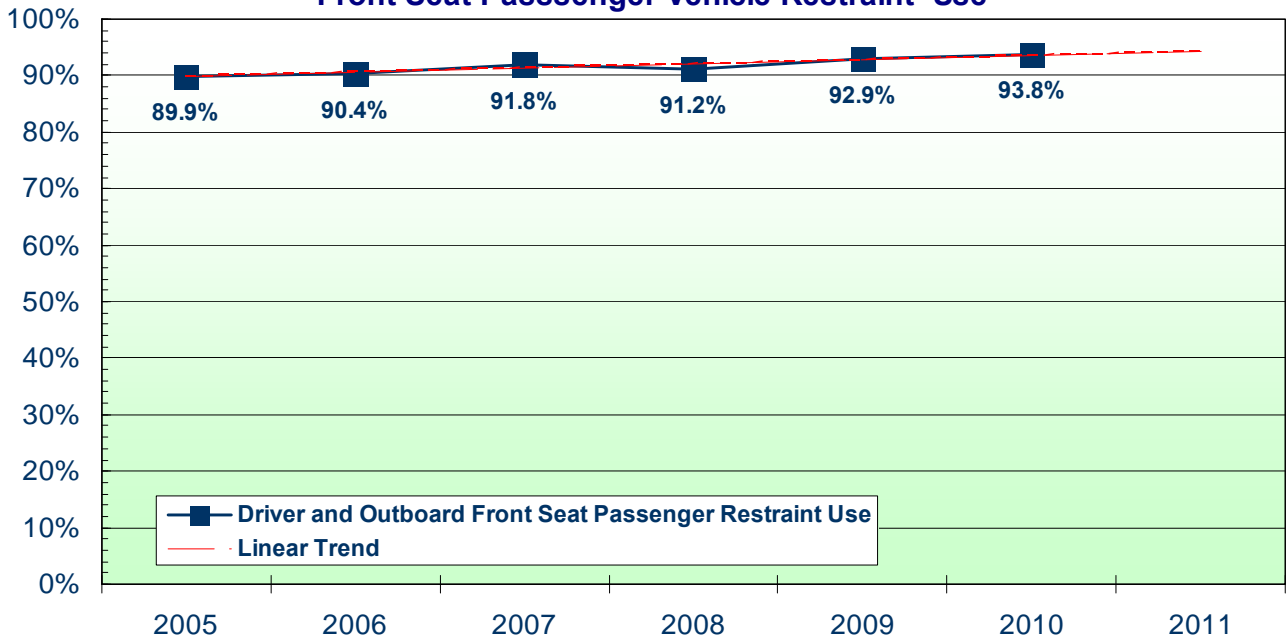
**Figure 8. Performance Measure 10  
Number of 16-20 year old DUI drivers in KAB crashes per 100,000 16-20 year-olds - CRIS**



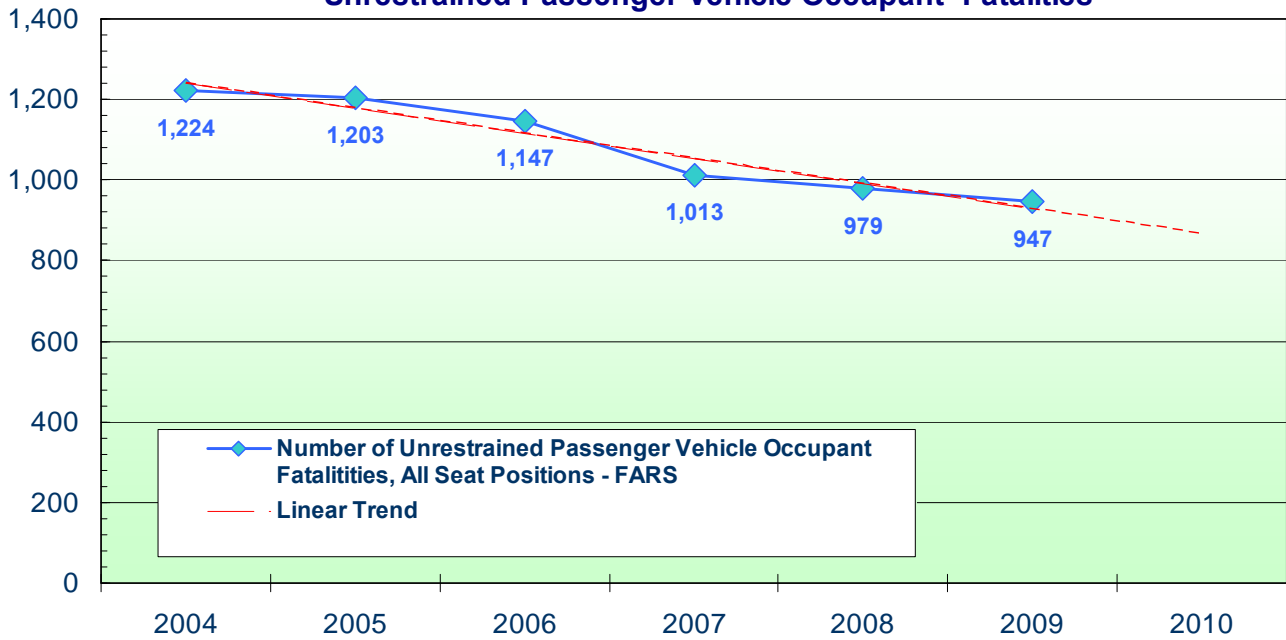
**Figure 9. Performance Measures 12 & 13:  
Motorcyclist Fatalities & Unhelmeted Motorcyclist Fatalities**



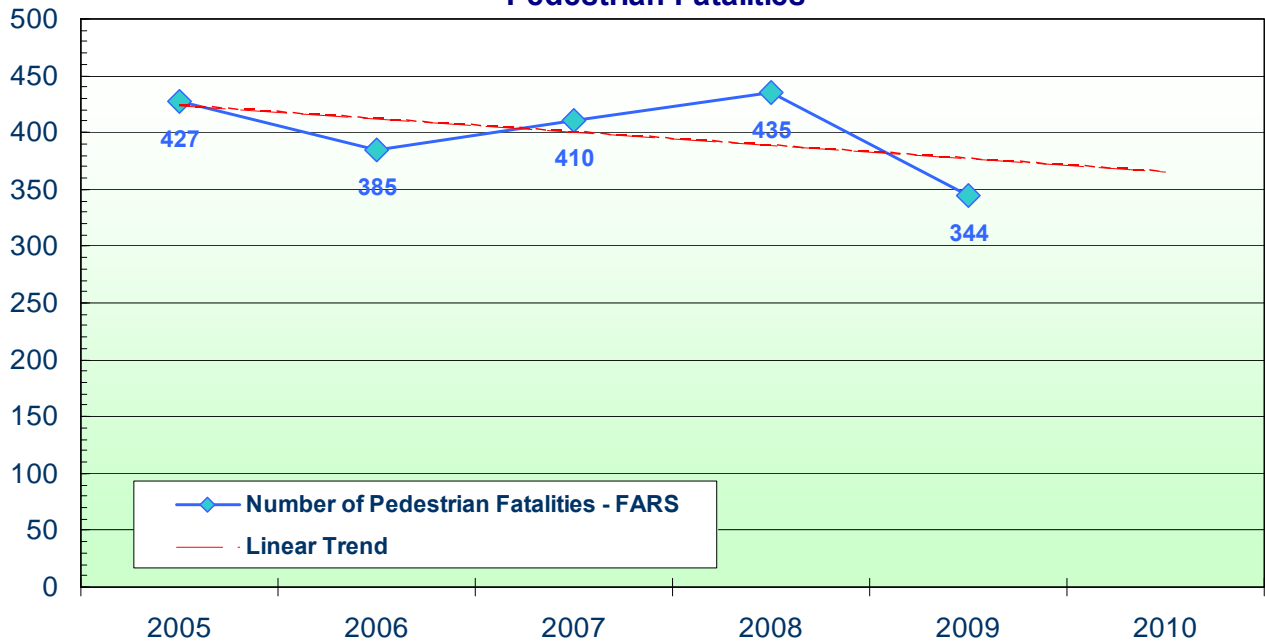
**Figure 10. Performance Measure 14  
Front Seat Passenger Vehicle Restraint Use**



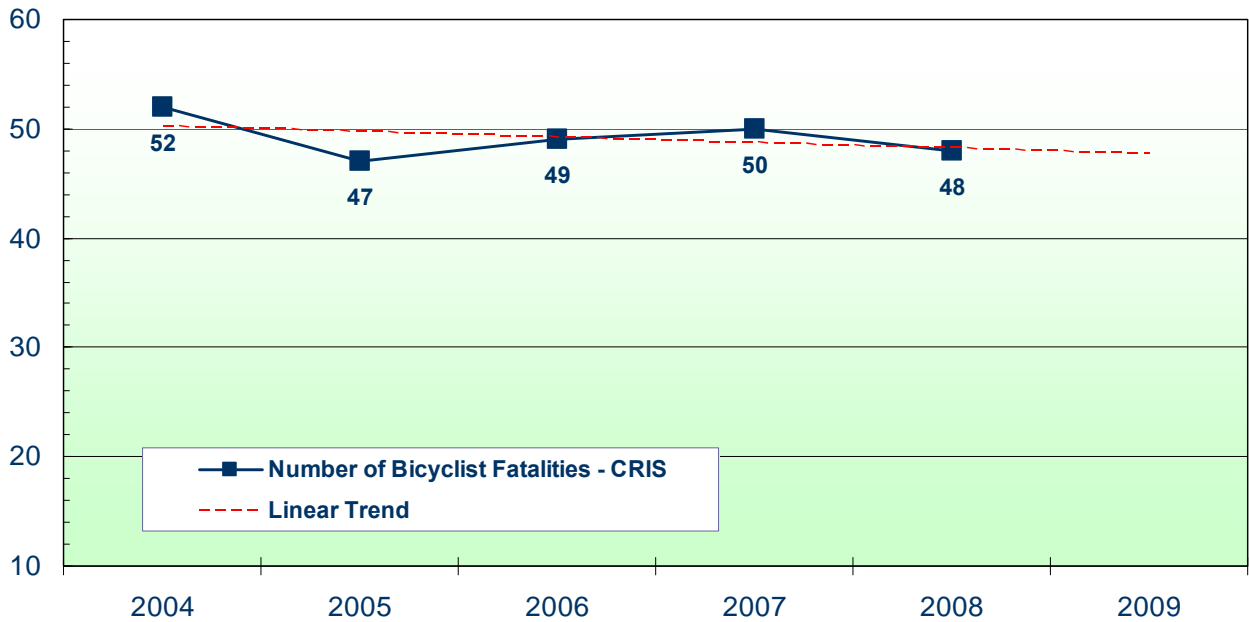
**Figure 11. Performance Measure 17  
Unrestrained Passenger Vehicle Occupant Fatalities**



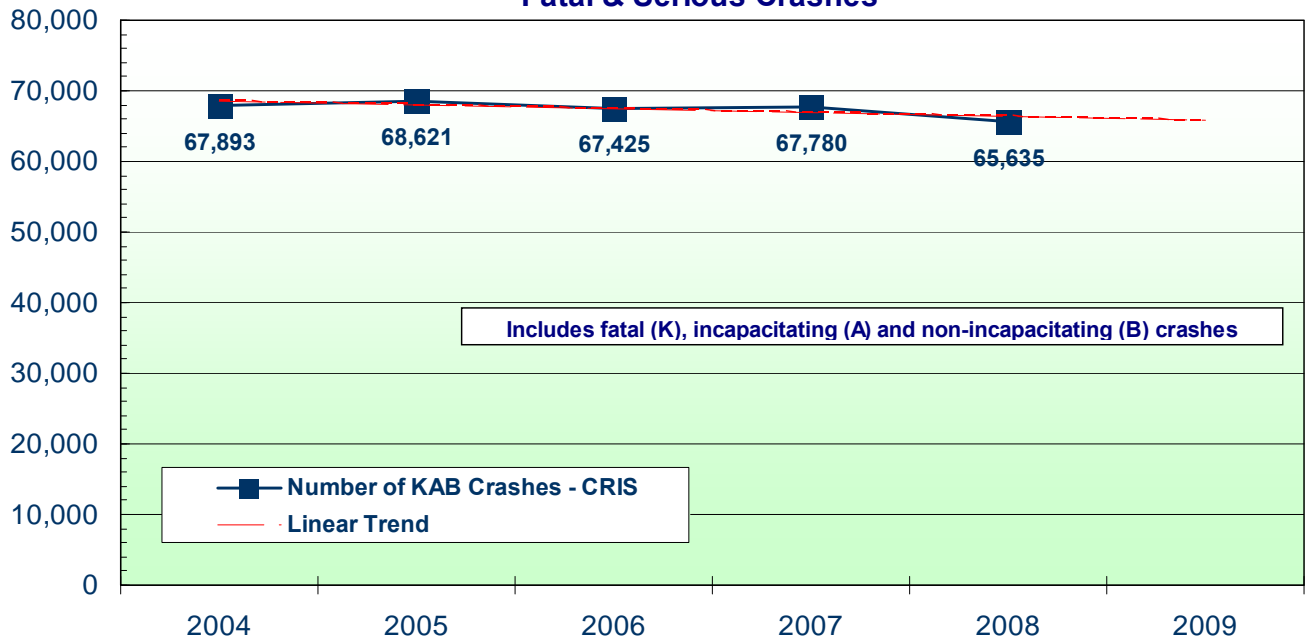
**Figure 12. Performance Measure 19  
Pedestrian Fatalities**



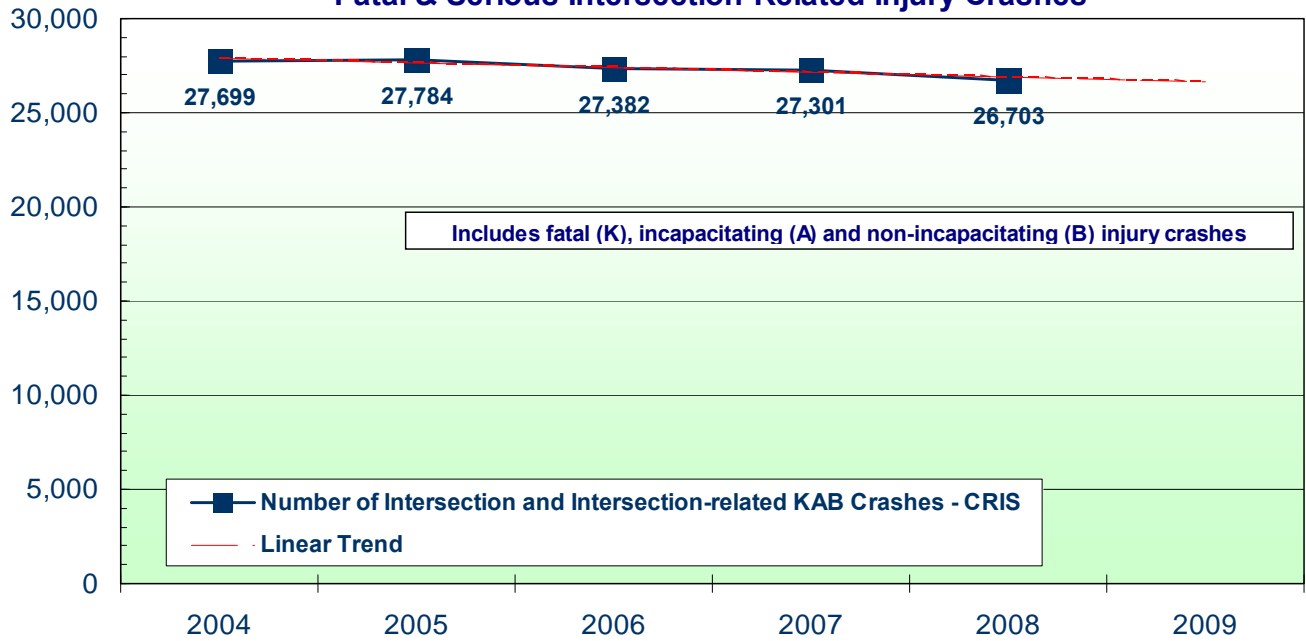
**Figure 13. Performance Measures 20:  
Number of Bicyclist Fatalities**



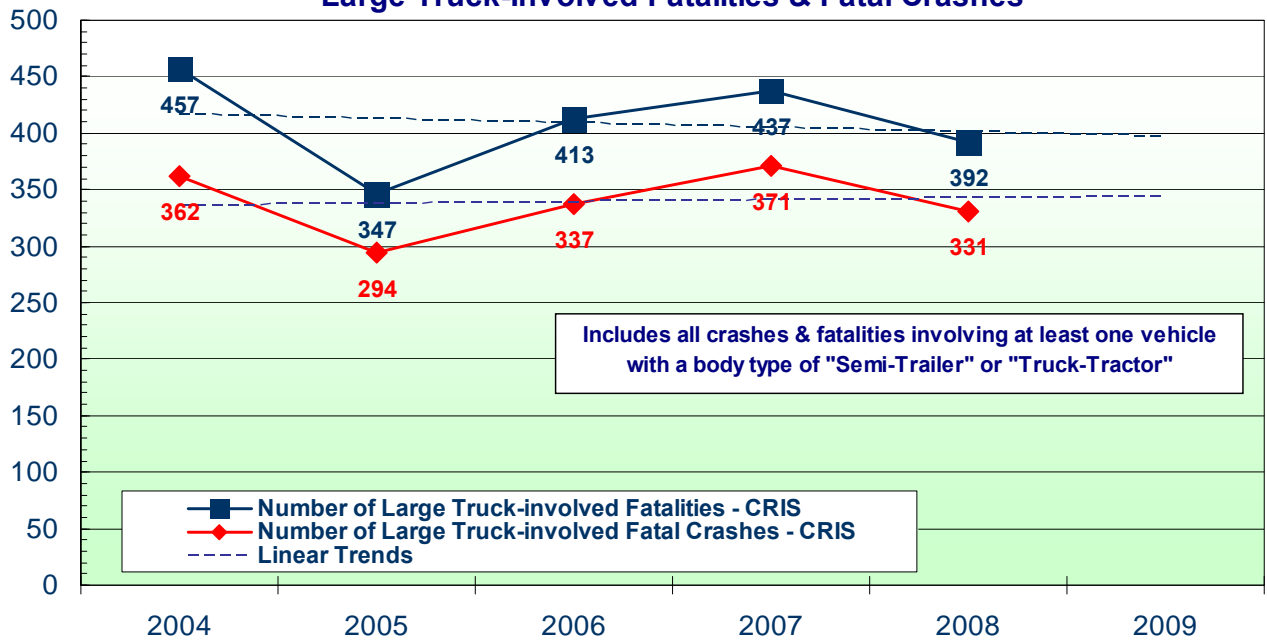
**Figure 14. Performance Measure 21  
Fatal & Serious Crashes**



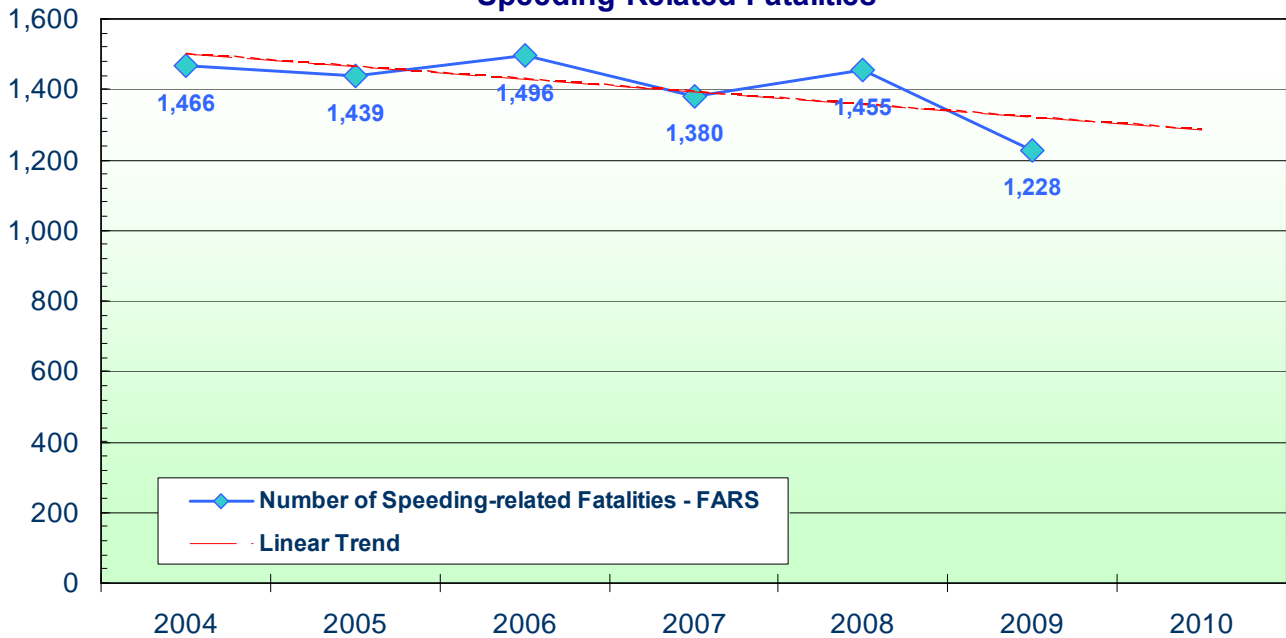
**Figure 15. Performance Measure 22  
Fatal & Serious Intersection-Related Injury Crashes**



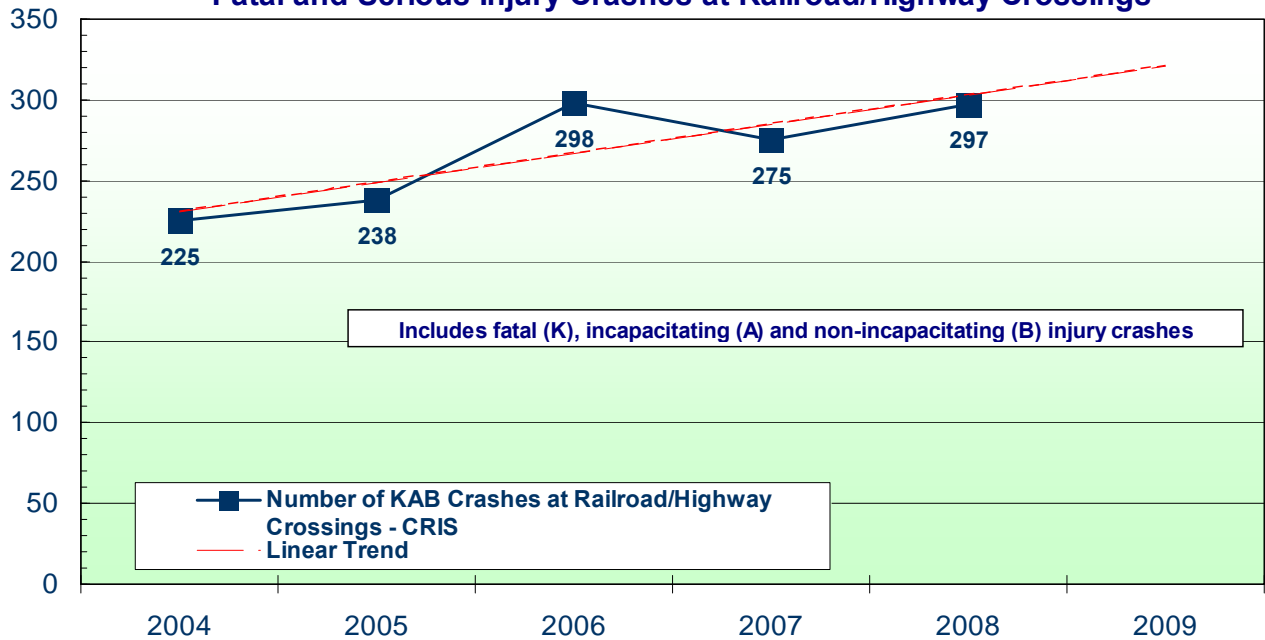
**Figure 16. Performance Measures 23 & 24  
Large Truck-Involved Fatalities & Fatal Crashes**



**Figure 17. Performance Measure 25  
Speeding-Related Fatalities**

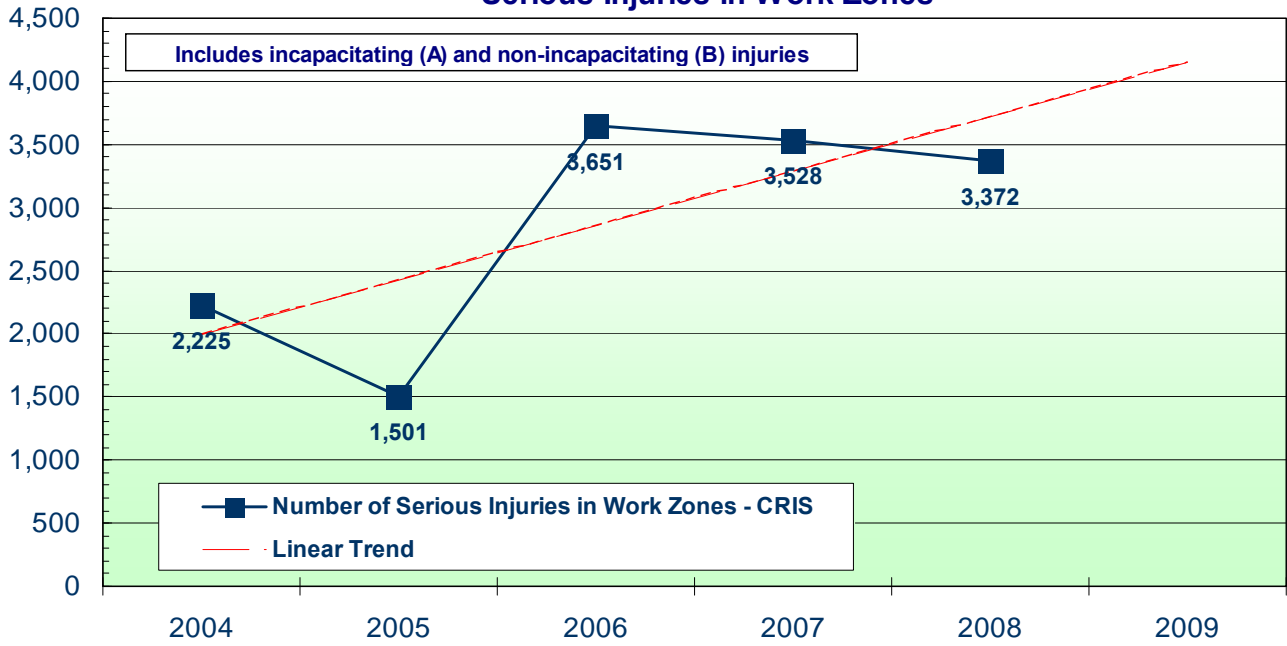


**Figure 18. Performance Measure 31  
Fatal and Serious Injury Crashes at Railroad/Highway Crossings**

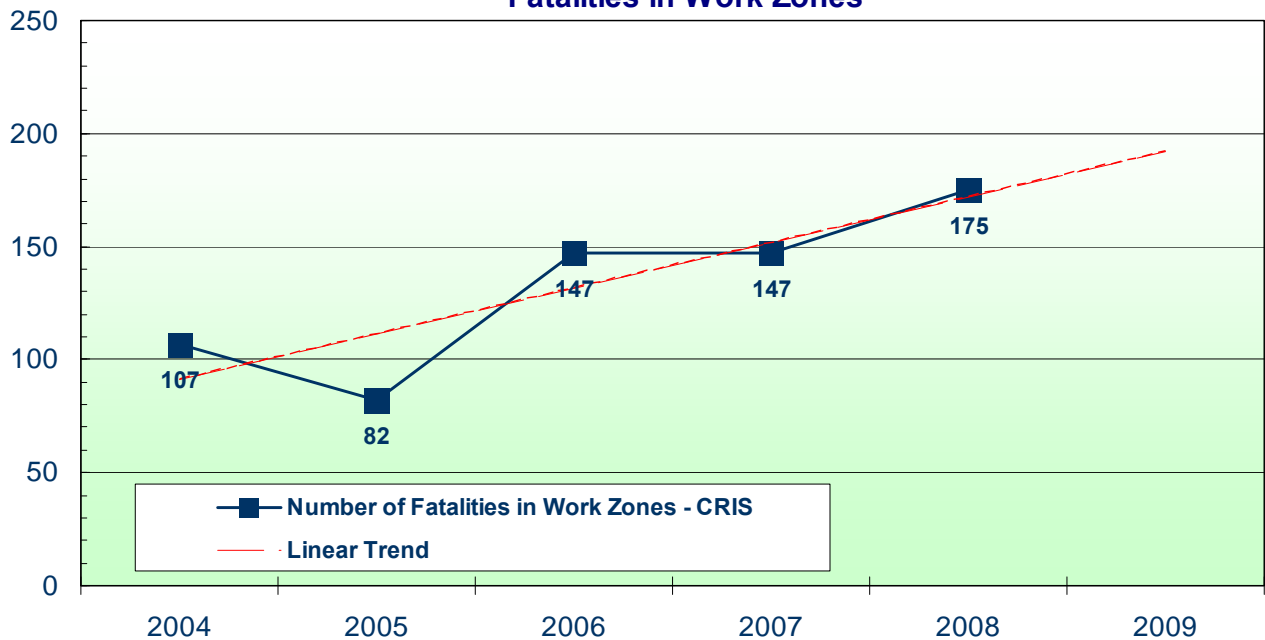




**Figure 19. Performance Measure 32  
Serious Injuries in Work Zones**



**Figure 20. Performance Measure 33  
Fatalities in Work Zones**



## DATA SOURCES & GLOSSARY FOR PERFORMANCE MEASURES

Performance Measure Data Sources	
<p>All crash and casualty data in this document originate from Texas police crash reports as coded in two record systems: the Fatality Analysis and Reporting System and the Texas Crash Record Information System. Differences in coding, the variables coded and definitions of those variables render direct comparisons among the data in the systems problematic. Although in most cases differences among the data in the systems are negligible and practically insignificant, for several variables, the differences are notable. This is especially true for crashes (and the casualties sustained in those crashes) that involve alcohol and/or other drugs and to a lesser extent for crashes involving specific vehicle types. The definitions offered in the glossary are provided both to assist in clarifying those differences and to improve the precision of statements about the crash and casualty experience in Texas.</p>	
Fatality Analysis and Reporting System (FARS)	All FARS data in the HSPP through 2008 are from final FARS data sets. FARS crash and fatality data for periods after 2008 are not final and, therefore, are subject to change.
Texas Crash Record Information System (CRIS)	CRIS, operated by TxDOT, is the replacement for the legacy system (Texas Accident File).

Performance Measure Glossary	
Term	Definition
<p><b>Alcohol-Related Crashes (or Casualties)</b> <i>Used for Performance Measures: 8 (FARS new definition, BAC ≥ .08)</i></p>	<p>FARS "New Definition" based on the highest BAC of involved drivers and motorcycle riders (operators) only: Crashes (or fatalities) in which at least one driver or motorcycle operator had a BAC ≥ .08 g/dL. (Also referred to as "Alcohol-impaired driving crashes/casualties).</p> <p>All FARS-based alcohol-related data reported in the HSPP include those crashes in which at least one driver had a <u>known</u> BAC test result and those for which alcohol involvement has been estimated when alcohol test results are unknown, i.e., alcohol involvement based on NHTSA's multiple imputation procedures.</p>
<p><b>DUI-Related Crashes (or Casualties) - Alcohol or Other Drugs</b> <i>Used for Performance Measure: 7</i></p>	<p>CRIS: A BAC result &gt;0.00 g/dL or a positive substance test result was indicated for at least one driver, or "had been drinking," "under the influence of alcohol," "under the influence - drug" or "taking medication" was identified as a contributing factor</p>
<p><b>Intersection and Intersection-Related Crashes</b> <i>Used for Performance Measure: 22</i></p>	<p>CRIS: A crash in which the first harmful event occurred on an approach to or exit from an intersection and resulted from an activity, behavior or control related to the movement of traffic units through the intersection. CRIS Codes: INTRST_RELAT_ID = 1 - Intersection, or 2 - Intersection Related.</p>
<p><b>Large Truck-Involved Crashes (or Fatalities)</b></p>	<p>CRIS: All crashes Involving at least one vehicle with a vehicle body type of "Semi-Trailer" or "Truck-Tractor." CRIS Codes: VEH_TYPE_ID</p>

Performance Measure Glossary	
<b>Term</b>	<b>Definition</b>
<b>Used for Performance Measures: 23 &amp; 24</b>	= 6 - Semi-Trailer, or 24 - Truck-Tractor).
<b>Motor Vehicle-Related Bicycle Fatalities</b> <i>Used for Performance Measures: 20</i>	CRIS: A death of a pedalcyclist resulting from a crash involving a motor vehicle. Bicyclist deaths and injuries unrelated to motor vehicle crashes are not included. CRIS Codes: PERSN_TYPE_ID = 7 – Pedalcyclist.
<b>Motor Vehicle-Related Pedestrian Fatalities</b> <i>Used for Performance Measure: 19</i>	FARS: All deaths of pedestrians resulting from a crash involving a motor vehicle.
<b>Motorcyclist Fatalities</b> <i>Used for Performance Measures: 12 &amp; 13</i>	FARS: Data categorized as motorcyclist fatalities include fatalities to operators and passengers of vehicles identified in FARS as a: motorcycle, moped (motorized bicycle), three-wheel motorcycle or moped - not all-terrain vehicle, off-road motorcycle (2-wheel), other motored cycle type (minibikes, motorscooters), or unknown motored cycle type.
<b>Railroad Grade Crossing Crashes</b> <i>Used for Performance Measure: 31</i>	CRIS: Crashes at at-grade railroad/highway crossings, whether or not a train was involved – not limited to collisions with trains. CRIS Codes: CRASH RAILROAD RELATED FLAG ID = Y, or HARM_EVNT = 3 - RR Train, or Physical Feature = 17, or OBJECT STRUCK = 10 - Hit Train Moving Forward) , or 11 - Hit Train Backing), or 12 - Hit Train Standing Still, or 13 - Hit Train-Action Unknown, or 24 - Hit Railroad Signal Pole or Post, or 25 - Hit Railroad Crossing Gates.
<b>School Bus Passenger Fatalities</b> <i>Used for Performance Measure: 36</i>	FARS: All fatalities to passengers of school buses. Included are vehicles identified in FARS as “School Buses” and other vehicles used as School Buses (e.g., vans). Note: Data provided are five year moving averages.

Performance Measure Glossary	
Term	Definition
<p><b>Severity of crash/Severity of injury</b></p> <p><i>Used for Performance Measures: All with crash or casualty severity classifications</i></p>	<p>FARS &amp; CRIS: Crashes are coded in accordance with the highest degree of injury suffered in the crash, where:</p> <p>Incapacitating injury (A) - not able to walk, drive, etc.</p> <p>Non-incapacitating injury (B) - bump on head, abrasions, minor lacerations, etc.</p> <p>Possible injury (C) – e.g., limping, complaint of pain</p> <p>Fatal injury (F or K) - a death resulting from a crash that occurs within 30 days of the crash</p> <p>Non-injury (N or Property Damage Only- PDO).</p> <p>“Serious” crashes or injuries are all crashes (casualties) in which the highest level of injury sustained was at least one incapacitating injury (A), plus all crashes in which the highest level of injury sustained was at least one non-incapacitating injury (B).</p>
<p><b>Speeding-Related Crashes (Casualties)</b></p> <p><i>Used for Performance Measure: 25</i></p>	<p>FARS: Crashes in which at least one driver was driving too fast for conditions or in excess of the posted maximum limit.</p>
<p><b>Texas Population</b></p>	<p>FARS: Population-based crash and casualty rates use Texas population estimates derived from FHWA's Highway Statistics and/or US Census Estimates for the relevant year.</p> <p>CRIS: Texas population data used for calculating population-based crash and casualty rates were obtained from the Texas State Data Center and Office of the State Demographer. Population-based crash and casualty rates through CY 2008 are based on Texas State Data Center population <u>estimates</u>. Population-based rates for 2009 and later use population <u>projections</u>. Projections are based on the “One-Half 1990-2000 Migration (0.5) Scenario.” Technical information can be found on-line at: <a href="http://txsdc.utsa.edu/tpepp/">http://txsdc.utsa.edu/tpepp/</a>.</p>
<p><b>Vehicle Miles Traveled (VMT)</b></p> <p><i>Used for Performance Measures: 1 (FARS &amp; CRIS), 2 &amp; 3 FARS)</i></p>	<p>FARS: All annual VMT-based crash and casualty rates, expressed in 100M VMT (100 million vehicles miles traveled, using FARS crash and casualty data are derived from FHWA’s Highway Statistics for the relevant year.</p> <p>CRIS: All annual VMT estimates used in this document are derived from TXDOT’s Transportation Planning and Programming Division’s (TPP) estimates of daily vehicle miles traveled These estimates include all vehicle miles on all roadways in Texas. Total VMT includes VMT on state, city and county-maintained roads. All mileage-based crash and casualty rates based on CRIS data use TPP VMT estimates as the denominator.</p>

Performance Measure Glossary	
Term	Definition
<p><b>Work Zone Injuries and Fatalities</b></p> <p><i>Used for Performance Measures: 32 &amp; 33</i></p>	<p>CRIS: Fatalities and serious injuries in crashes occurring in a Work Zone whether or not construction related. CRIS codes:, CRASH ROAD CONSTRUCTION ZONE FLAG_ID = Y, or CRASH ROAD CONSTRUCTION ZONE WORKER FLAG_ID = Y, or OTHR_FACTR = 49 - Construction Zone - Not Construction Related), or 50 - Construction Zone - Construction Related, or 51 - Other Maintenance Area - Not Construction Related, or 52 - Other Maintenance Area - Construction Related.</p>

**THIS PAGE INTENTIONALLY LEFT BLANK**

***Section Three***  
**PROGRAM AREA REPORTS**

**THIS PAGE INTENTIONALLY LEFT BLANK**



# Planning and Administration

PA - 01

## Goals

- To provide effective and efficient management of the Texas Traffic Safety Program

## Strategies

- Conduct periodic project monitoring and evaluation of traffic safety activities
- Ensure availability of program and project management training
- Maintain coordination of traffic safety efforts and provide technical assistance
- Perform accurate accounting and efficient reimbursement processing
- Provide procedures and training on highway safety planning and project development
- Provide training and assistance for local and statewide traffic safety problem identification
- Review and update program procedures as needed

## Project Descriptions

Task: <b>Evaluation</b>		<b>Planning and Administration PA - 01</b>					
<i>Organization Name</i>		<i>Division</i> TRF-TS		<i>Project Number</i>			
<b>Texas Transportation Institute</b>				<b>2010-TTI-G-SYG-0069</b>			
<i>Title / Desc.</i> <b>Technical Support and Data Analysis for Traffic Safety</b>							
<i>Technical assistance is provided to the Traffic Safety Section for compilation, analysis and presentation of traffic safety-related data, program planning and preparation of NHTSA and other reports.</i>							
<i>Performance Objectives</i>				<u>Target</u>	<u>Actual</u>	<u>Met?</u>	
▪ Provide responses to requests for technical assistance for development of NHTSA-required Reports				6	0	<input type="checkbox"/>	
▪ Provide responses to special requests for data compilations, analyses and graphics				4	5	<input checked="" type="checkbox"/>	
▪ Provide compilation of annual Texas crash and casualty data to the Traffic Safety Section				1	1	<input checked="" type="checkbox"/>	
<i>Financial Information:</i>							
<i>Fund</i>	<i>Source</i>	<i># Projects</i>	<i>Federal Funding</i>	<i>State Funding</i>	<i>Program Income</i>	<i>Local Match</i>	<i>Project Total</i>
402	PA	1	<i>Planned:</i> \$68,804.01			\$7,712.34	\$76,516.35
		1	<i>Actuals:</i> \$66,328.26			\$7,466.50	\$73,794.76

<b>Task: Program Management</b>	<b>Planning and Administration PA - 01</b>
---------------------------------	--

Organization Name <b>Texas Department of Transportation</b>	Division TRF-TS	Project Number <b>TRF-TS Electronic Grants System (eGrants)</b>
--	-----------------	--

Title / Desc. **eGrants Software Enhancement and Support Services**

Provide software development services for the continued enhancement and support of the TxDOT Traffic Safety Electronic Grants Management System (eGrants) using Agate's IntelliGrants COTS product

Performance Objectives	<u>Target</u>	<u>Actual</u>	<u>Met?</u>
▪ Provide annual Licensing and Maintenance	1	1	<input checked="" type="checkbox"/>
▪ Provide software development services for the continued enhancement and support of the TxDOT Traffic Safety Electronic Grants Management System (eGrants)	1	1	<input checked="" type="checkbox"/>
▪ Provide business analysis services for the continued enhancement and support of the TxDOT Traffic Safety Electronic Grants Management System (eGrants)	1	1	<input checked="" type="checkbox"/>
▪ Provide project management services for the continued enhancement and support of the TxDOT Traffic Safety Electronic Grants Management System (eGrants)	1	1	<input checked="" type="checkbox"/>

Participating Organizations	Project #
Agate Software, Inc.	TRF-TS eGrants Annual Maintenance
Rhyan Technologies	TRF-TS eGrants Business Analysis
Agate Software, Inc.	TRF-TS eGrants Development
NF Consulting Services	TRF-TS eGrants Project Management

**Financial Information:**

Fund Source	# Projects	Federal Funding	State Funding	Program Income	Local Match	Project Total
402 PA	4	<i>Planned:</i> \$322,520.00	\$300,000.00			\$622,520.00
	4	<i>Actuals:</i> \$269,893.00	\$211,007.98			\$480,900.98

<b>Task: Program Management</b>	<b>Planning and Administration PA - 01</b>
---------------------------------	--

<i>Organization Name</i> <b>Texas Department of Transportation</b>	<i>Division</i> TRF-TS	<i>Project Number</i> <b>TRF-TS Traffic Safety Program</b>
---	------------------------	---

**Title / Desc. TRF-TS Traffic Safety Program Operations**

Conduct and manage the Texas Traffic Safety Program in order to identify traffic safety problem areas and implement programs to reduce the number and severity of traffic-related crashes, injuries, and fatalities.

<i>Participating Organizations</i>	<i>Project #</i>
TxDOT-Abilene	2010-Tx-ABL-G-SYG-0274
TxDOT-Amarillo	2010-Tx-AMA-G-SYG-0275
TxDOT-Atlanta	2010-Tx-ATL-G-SYG-0276
TxDOT-Austin	2010-Tx-AUS-G-SYG-0277
TxDOT-Beaumont	2010-Tx-BMT-G-SYG-0278
TxDOT-Bryan	2010-Tx-BRY-G-SYG-0281
TxDOT-Brownwood	2010-Tx-BWD-G-SYG-0279
TxDOT-Childress	2010-Tx-CHS-G-SYG-0282
TxDOT-CorpusChristi	2010-Tx-CRP-G-SYG-0283
TxDOT-Dallas	2010-Tx-DAL-G-SYG-0284
TxDOT-TRF-TS	2010-TxDOT-TR-G-SYG-0296
TxDOT-El Paso	2010-Tx-ELP-G-SYG-0280
TxDOT-Ft. Worth	2010-Tx-FTW-G-SYG-0285
TxDOT-Houston	2010-Tx-HOU-G-SYG-0286
TxDOT-Lubbock	2010-Tx-LBB-G-SYG-0288
TxDOT-Lufkin	2010-Tx-LKF-G-SYG-0289
TxDOT-Laredo	2010-Tx-LRD-G-SYG-0287
TxDOT-Odessa	2010-Tx-ODA-G-SYG-0290
TxDOT-Paris	2010-Tx-PAR-G-SYG-0291
TxDOT-Pharr	2010-Tx-PHR-G-SYG-0292
TxDOT-San Antonio	2010-Tx-SAT-G-SYG-0294
TxDOT-San Angelo	2010-Tx-SJT-G-SYG-0293
TxDOT-Tyler	2010-Tx-TYL-G-SYG-0295
TxDOT-Waco	2010-Tx-WAC-G-SYG-0297
TxDOT-Wichita Falls	2010-Tx-WFS-G-SYG-0298
TxDOT-Yoakum	2010-Tx-YKM-G-SYG-0299

**Financial Information:**

<i>Fund Source # Projects</i>	<i>Federal Funding</i>	<i>State Funding</i>	<i>Program Income</i>	<i>Local Match</i>	<i>Project Total</i>
402 PA 26 <i>Planned:</i>		\$1,953,048.00			\$1,953,048.00
26 <i>Actuals:</i>		\$2,382,803.61			\$2,382,803.61

<b>Task: Program Management</b>	<b>Planning and Administration PA - 01</b>
---------------------------------	--

<i>Organization Name</i> <b>Texas Department of Transportation</b>	<i>Division</i> TRF-TS	<i>Project Number</i> <b>TRF-TS Traffic Safety Program Management Services</b>
---	------------------------	---

**Title / Desc. TRF-TS Traffic Safety Program Management Services**

TRF-TS Traffic Safety Program Management Services

**Project Notes**

This project was not implemented in FY 2010

**Financial Information:**

<i>Fund Source # Projects</i>	<i>Federal Funding</i>	<i>State Funding</i>	<i>Program Income</i>	<i>Local Match</i>	<i>Project Total</i>
406 K4PA 1 <i>Planned:</i>	\$450,000.00				\$450,000.00
<i>Actuals:</i>					

<b>Task: Program Management</b>				<b>Planning and Administration PA - 01</b>			
Organization Name <b>Texas Transportation Institute</b>			Division TRF-TS		Project Number <b>2010-TTI-G-SYG-0166</b>		
Title / Desc. <b>Planning and Implementation of Statewide Transportation Safety Conferences</b>							
TTI is planning & will hold a Statewide Transportation Safety Conference in the Feb-Apr, 2010 period. This project provides support for implementing that conference and planning a conference in 2011.							
Performance Objectives							
					<u>Target</u>	<u>Actual</u>	<u>Met?</u>
▪ Produce Conference summary of 2010 Statewide Traffic Safety Conference					1	1	<input checked="" type="checkbox"/>
▪ Coordinate Planning effort for a 2011 Statewide Transportation Conference					1	1	<input checked="" type="checkbox"/>
▪ Conduct Statewide Transportation Safety Conference in 2010					1	1	<input checked="" type="checkbox"/>
Financial Information:							
Fund Source	# Projects	Federal Funding	State Funding	Program Income	Local Match	Project Total	
402 PA	1	Planned: \$57,350.18			\$6,399.40	\$63,749.58	
	1	Actuals: \$53,461.85			\$6,023.82	\$59,485.67	

<b>Task: Training</b>				<b>Planning and Administration PA - 01</b>			
Organization Name <b>Texas Transportation Institute</b>			Division TRF-TS		Project Number <b>2010-TTI-G-SYG-0074</b>		
Title / Desc. <b>TxDOT Traffic Safety Project Management Course - Delivered Via Electronic Media (CD/Web)</b>							
Provide multimedia project management course to individuals and/or agencies to address strategic & operational aspects of all TxDOT Traffic Safety Projects Intended to be delivered via web/DVD.							
Performance Objectives							
					<u>Target</u>	<u>Actual</u>	<u>Met?</u>
▪ Produce electronic media, stand-alone/web-based, for each proj mgt training module identified by TxDOT					14	21	<input checked="" type="checkbox"/>
▪ Develop storyboards & scripts for each module identified by TxDOT of the proj mgt training					14	28	<input checked="" type="checkbox"/>
▪ Create web portal for participants to access electronic version of project management course on line					1	1	<input checked="" type="checkbox"/>
▪ Conduct testing of electronic media version of each module in the Traffic Safety Proj Mgt Course					14	21	<input checked="" type="checkbox"/>
▪ Conduct pilot of full electronic media version of the Traffic Safety Proj Mgt Course w/ PMWG & stakeholders					1	1	<input checked="" type="checkbox"/>
Financial Information:							
Fund Source	# Projects	Federal Funding	State Funding	Program Income	Local Match	Project Total	
402 PA	1	Planned: \$81,664.20			\$9,131.30	\$90,795.50	
	1	Actuals: \$81,548.81			\$9,127.30	\$90,676.11	

**FY 2010 Traffic Safety Funds  
Program Area Expenditure Summary**

**Planning and Administration**

**PA - 01**

Task	# Proj	Total	FEDERAL						MATCH			Fed. 402 to Local	
			402	405	406	408	410	2010	STATE	INCOME	LOCAL		
<i>Enforcement</i>													
<i>Evaluation</i>	<i>Planned:</i>	1	\$76,516.35	\$68,804.01								\$7,712.34	
	<i>Actual:</i>	1	\$73,794.76	\$66,328.26								\$7,466.50	
<i>Program Management</i>	<i>Planned:</i>	32	\$3,431,769.58	\$379,870.18	\$450,000.00					\$2,595,500.00		\$6,399.40	
	<i>Actual:</i>	31	\$2,923,190.26	\$323,354.85						\$2,593,811.59		\$6,023.82	
<i>PI&amp;E</i>													
<i>Training</i>	<i>Planned:</i>	1	\$90,795.50	\$81,664.20								\$9,131.30	
	<i>Actual:</i>	1	\$90,676.11	\$81,548.81								\$9,127.30	
<b>TOTALS:</b>	<i>Planned:</i>	34	<b>\$3,599,081.43</b>	<b>\$530,338.39</b>	<b>\$450,000.00</b>					<b>\$2,595,500.00</b>		<b>\$23,243.04</b>	
	<i>Actual:</i>	33	<b>\$3,087,661.13</b>	<b>\$471,231.92</b>						<b>\$2,593,811.59</b>		<b>\$22,617.62</b>	

**THIS PAGE INTENTIONALLY LEFT BLANK**

## Alcohol and Other Drug Counter Measures

AL - 02

### Goals

- To reduce the number of DWI-related crashes where the driver is under age 21
- To reduce the number of DWI-related crashes, injuries, and fatalities

### Strategies

- *Develop a DWI and minor in possession tracking system*
- *Develop innovative ways and programs to combat underage drinking and driving*
- *Expand "El Protector" and keep concentration on alcohol*
- *Improve adjudication of DWI cases through improved training for judges, administrative license revocation judges, and prosecutors, and improved support materials for judges and prosecutors*
- *Improve and increase training for law enforcement officers*
- *Improve anti-DWI public information and education campaigns*
- *Improve BAC testing and reporting to the State's crash records information system*
- *Improve DWI processing procedures*
- *Improve education programs on alcohol and driving for youth*
- *Increase enforcement of driving under the influence by minors laws*
- *Increase enforcement of DWI laws*
- *Increase intervention efforts*
- *Increase public information and education, concentrating on youth age 5-13 and 14-20, including parent education on drinking and driving*
- *Increase the number of law enforcement task forces and coordinated enforcement campaigns*
- *Increase training for anti-DWI advocates*

### Project Descriptions

**Task: Enforcement** **Alcohol and Other Drug Counter Measures AL - 02**

Organization Name **Brazos County Attorney's Office** District BRY Project Number **2010-BrazosCA-G-MYG-Yr2-0227**

Title / Desc. **Brazos County Comprehensive Underage Drinking Program**  
Regional underage drinking task force

Performance Objectives	Target	Actual	Met?
Produce P,I,& E brochures illustrating the legal consequences of making alcohol available to a minor	2	2	<input checked="" type="checkbox"/>
Expand Teen advisory council to an additional high school in region	1	1	<input checked="" type="checkbox"/>
Develop Inter-agency task force with a minimum of nine (9) law enforcement agencies	1	1	<input checked="" type="checkbox"/>
Conduct Minor sting activities targeting those who provide alcohol to minors	60	65	<input checked="" type="checkbox"/>
Conduct Criminal investigations of licensed establishments that sell or serve alcohol to minors	38	190	<input checked="" type="checkbox"/>
Conduct Administrative investigations of establishments that sell or serve alcohol to a minor	34	194	<input checked="" type="checkbox"/>
Conduct (6) six criminal cases of Driving Under the Influence by Minor	6	8	<input checked="" type="checkbox"/>
Complete Investigations and cases on minors who possess alcohol	160	212	<input checked="" type="checkbox"/>
Complete Investigations and criminal cases on persons who make alcohol available to a minor	30	35	<input checked="" type="checkbox"/>
Complete Investigations and criminal cases on persons who possess fictitious or altered identification	12	18	<input checked="" type="checkbox"/>

**Financial Information:**

Fund	Source	# Projects	Federal Funding	State Funding	Program Income	Local Match	Project Total
410	K8	1	Planned: \$61,599.76			\$53,864.20	\$115,463.96
		1	Actuals: \$38,160.08			\$62,591.68	\$100,751.76

**Task: Enforcement** **Alcohol and Other Drug Counter Measures AL - 02**

Organization Name **Collin County - District Attorney's Office** District DAL Project Number **2010-CollinDA-G-MYG-Yr1-0104**

Title / Desc. **DWI No-Refusal Mandatory Blood Draw Program**

To provide funding for nurses to assist county law-enforcement in DWI enforcement by providing the ability to perform blood draws upon a blood/breath test refusal by a DWI suspect.

Performance Objectives	Target	Actual	Met?
Increase the conviction rate of individuals suspected of DWI that refuse voluntary breath or blood tests	90 %	822 %	<input checked="" type="checkbox"/>
Increase the number of public awareness events detailing the No-Refusal Campaign.	12	10	<input type="checkbox"/>
Decrease the number of DWI offenses submitted to the District Attorney's Office	2,337	1,715	<input checked="" type="checkbox"/>
Decrease the number of alcohol related crashes in Collin County	534	165	<input checked="" type="checkbox"/>
Decrease the number of jury trials held in Collin County for the offense of DWI	110	108	<input checked="" type="checkbox"/>
Decrease the number of DWI jury trials in which police officers are required to testify in court	70 %	108 %	<input type="checkbox"/>

**Financial Information:**

Fund	Source	# Projects	Federal Funding	State Funding	Program Income	Local Match	Project Total
410	K8	1	Planned: \$35,198.39			\$7,708.21	\$42,906.60
		1	Actuals: \$29,440.34			\$6,449.39	\$35,889.73



<b>Task: Enforcement</b>		<b>Alcohol and Other Drug Counter Measures AL - 02</b>
<i>Organization Name</i> <b>Texas Department of Transportation</b>	<i>Division</i> TRF-TS	<i>Project Number</i> <b>2010-STEP DWI</b>
<i>Title / Desc.</i> <b>STEP DWI</b>		

*Performance Measures*

Other arrests	904
Child Safety Seat citations	18
CMV Speed citations	0
Community events	9
DUI Minor arrests/citations	11
DWI arrests	1,191
HMV citations	0
Alcohol related crashes	2,810
Media exposures	209
STEP Enforcement Hours	7,916
Other citations	1,851
Presentations conducted	16
Public information and education materials distributed	4,625
Public information and education materials produced	0
Safety Belt citations	78
Speed citations	630
Speed related crashes	
ITC citations	8

*Participating Organizations*

	<i>Project #</i>
City of San Antonio - Police Department	2010-SanAntPD-S-SYG-0006
City of Wolfforth Police Department	2010-Wolffort-S-SYG-0119

*Financial Information:*

<i>Fund Source</i>	<i># Projects</i>		<i>Federal Funding</i>	<i>State Funding</i>	<i>Program Income</i>	<i>Local Match</i>	<i>Project Total</i>
410 K8	2	<i>Planned:</i>	\$410,125.00			\$169,332.00	\$579,457.00
	2	<i>Actuals:</i>	\$402,888.41			\$208,060.31	\$610,948.72

<b>Task: Enforcement</b>	<b>Alcohol and Other Drug Counter Measures AL - 02</b>
--------------------------	--

<i>Organization Name</i> <b>Texas Department of Transportation</b>	<i>Division</i> TRF-TS	<i>Project Number</i> <b>TRF-TS IDM Incentives</b>
---	------------------------	---

**Title / Desc. Labor Day Impaired Driving Mobilization Incentive Project**

Coordinate and conduct an IDM Incentive Project during the Labor Day Crackdown. The Incentive Project will recruit law enforcement agencies to volunteer their enforcement and earned media efforts during the mobilization. TxDOT is planning on distributing fifteen (15) \$4,000 awards through a random drawing process to law enforcement agencies that meet eligibility requirements. Winning agencies will be eligible for reimbursement up to \$4000 for traffic safety related equipment and/or training

<i>Participating Organizations</i>	<i>Project #</i>
City of Buffalo - Police Dept	2010-BuffaloPD-INC-IDM-00001
City of Vernon	2010-city of vernon-INC-IDM-00006
City of Cleveland - Police Department	2010-ClevelandPD-INC-IDM-00009
City of Cockrell Hill - Police Department	2010-CockrellPD-INC-IDM-00002
Ellis County Constable PCT4	2010-EllisCoPct4-INC-IDM-00007
City of Gun Barrel City - Police Department	2010-GunBarrelPD-INC-IDM-00008
City of Magnolia - Police Department	2010-MagnoliaPD-INC-IDM-00003
City of Manor - Police Department	2010-ManorPD-INC-IDM-00011
City of Northlake - Police Department	2010-NorthlakePD-INC-IDM-00012
San Augustine County - Sheriff's Office	2010-SanAugustCOSO-INC-IDM-00014
Town of San Felipe - Police Department	2010-SanFelipePD-INC-IDM-00004
City of Sinton - Police Department	2010-SintonPD-INC-IDM-00005
City of Thrall - Police Department	2010-ThrallPD-INC-IDM-00010
Williamson County Precinct 4 Constable	2010-WmsonCoPct4-INC-IDM-00013

**Financial Information:**

<i>Fund</i>	<i>Source</i>	<i># Projects</i>	<i>Federal Funding</i>	<i>State Funding</i>	<i>Program Income</i>	<i>Local Match</i>	<i>Project Total</i>
410	K8	15	<i>Planned:</i> \$56,000.00				\$56,000.00
		14	<i>Actuals:</i> \$47,016.64			\$660.98	\$47,677.62

**Task: Enforcement** **Alcohol and Other Drug Counter Measures AL - 02**

Organization Name **Texas Department of Transportation** Division TRF-TS Project Number **TRF-TS IDM STEP**

**Title / Desc. STEP - Impaired Driving Mobilization**

Coordinate and conduct quarterly mobilizations consisting of increased DWI enforcement and earned media activities.

Performance Objectives	Target	Actual	Met?
▪ Participate in the 2010 National Labor Day Impaired "Driving Crackdown" Mobilization(4th Qtr: August 20 - September 6, 2010)	1	1	<input checked="" type="checkbox"/>
▪ Conduct a Independence Day Mobilization (3rd Qtr: June 25-30, 2010; 4th Qtr: July 1-5, 2010)	1	1	<input checked="" type="checkbox"/>
▪ Conduct a Spring Break Mobilization (2nd Qtr: March 12-21, 2010)	1	1	<input checked="" type="checkbox"/>
▪ Conduct a Christmas/New Years Mobilization (1st Qtr: December 18, 2009 - January 3, 2010)	1	1	<input checked="" type="checkbox"/>

**Performance Measures**

Other arrests	530
CMV Speed citations	1
Community events	67
DUI Minor arrests/citations	34
DWI arrests	1,951
HMV citations	85
Child Safety Seat citations	19
Media exposures	265
STEP Enforcement Hours	12,643
Other citations	2,650
Presentations conducted	154
Public information and education materials distributed	25,065
Public information and education materials produced	1,004
Safety Belt citations	30
Speed citations	1,281
ITC citations	120

**Participating Organizations**

**Project #**

City of Amarillo Police Department	2010-AmarilloPD-STEP IDM-00019
City of Austin - Police Department	2010-AustinPD-STEP IDM-00003
City of Brownsville - Police Department	2010-BrownsPD-STEP IDM-00018
City of Corpus Christi Police Department	2010-CorpusPD-STEP IDM-00017
City of Dallas - Police Department	2010-Dallas-STEP IDM-00010
City of Denton	2010-DentonPD-STEP IDM-00015
City of Fort Worth	2010-Fortworth-STEP IDM-00004
City of Garland	2010-GarlandPD-STEP IDM-00013
Harrison County	2010-Harrison-STEP IDM-00006
City of Houston - Police Department	2010-HoustonPD-STEP IDM-00009
City of Irving	2010-Irving-STEP IDM-00016
City of Killeen - Police Department Headquarters	2010-KilleenPD-STEP IDM-00020
City of Lewisville	2010-LewisvPD-STEP IDM-00014
City of McAllen Police Department	2010-McAllenPD-STEP IDM-00002
Montgomery County Sherrifs Office	2010-MontgoSO-STEP IDM-00001
City of Pasadena	2010-PasadePD-STEP IDM-00012
City of Plano	2010-PlanoPD-STEP IDM-00005
City of San Antonio - Police Department	2010-SanAntPD-STEP IDM-00007
City of Sugar Land	2010-Sugarland-STEP IDM-00011

City of Tyler

2010-Tyler PD-STEP IDM-00008

**Financial Information:**

Fund	Source	# Projects	Federal Funding	State Funding	Program Income	Local Match	Project Total
410	K8	20	Planned: \$691,238.04			\$259,633.63	\$950,871.67
		20	Actuals: \$603,978.92			\$259,628.37	\$863,607.29

**Task: Enforcement** **Alcohol and Other Drug Counter Measures AL - 02**

Organization Name: **Texas Municipal Police Association**      Division: TRF-TS      Project Number: **2010-TMPA-G-MYG-Yr2-0245**

**Title / Desc. Police Traffic Services Support and Texas LEADRS Maintenance and Integration**

To maintain full compliment of support to the law enforcement community and HSP partners for egrants, grant related activities and provide continued Texas LEADRS maintenance and integration support.

Performance Objectives	Target	Actual	Met?
▪ Provide Maintenance and support for Texas LEADRS website	100 %	100 %	☑
▪ Collect news and information articles and publish them on the Buckle Up Texas website	36	64	☑
▪ Complete Texas LEADRS server software performance test	1	1	☑
▪ Conduct PTS Satisfaction Evaluation of all funded agencies to measure effectiveness of program	1	1	☑
▪ Conduct Meetings with TxDOT Program Manager(s) and stakeholders	4	11	☑
▪ Conduct Marketing strategies in order to increase Texas LEADRS statewide usage	25	748	☑
▪ Develop Texas LEADRS intergrations with LEADRS departments or RMS vendors	3	3	☑
▪ Enroll Non-Funded law enforcement agencies eligible for IDM incentive award program	75	162	☑
▪ Enroll Non-Funded law enforcement agencies eligible to particpate in the CIOT incentive	75	239	☑
▪ Evaluate Customer satisfaction of the Texas LEADRS system to measure effectiveness	1	1	☑
▪ Maintain Team of six (6) qualified law enforcement liaisons (LELs)	1	1	☑
▪ Acquire Child Passenger Safety (CPS) technician certifications for all LELs	100 %	100 %	☑
▪ Manage DUI/DWI cases entered into Texas LEADRS	6,000	9,867	☑
▪ Train peace officers and administrators on Texas LEADRS	200	931	☑
▪ Provide Texas LEADRS website and server hosting	100 %	100 %	☑
▪ Provide Agencies with technical assistance regarding STEP grant administration	200	524	☑
▪ Purchase Public information and education (PI&E) program materials	25,000	424,250	☑
▪ Send Reports to the Texas Alcoholic Beverage Commission	52	52	☑
▪ Support Local, State, and/or National conferences, workshops, or seminars	10	42	☑
▪ Support child passenger safety seat inspection events	20	35	☑
▪ Support Non law enforcement HSP partner events	20	65	☑
▪ Support Blood Alcohol Concentration (BAC) reporting by law enforcement agencies	100 %	100 %	☑
▪ Support law enforcement officers in CRASH trainings	300	2,207	☑
▪ Support Non-funded law enforcement agencies in STEP projects	300	1,338	☑
▪ Manage Texas LEADRS web application enhancements	3	3	☑

**Financial Information:**

Fund	Source	# Projects	Federal Funding	State Funding	Program Income	Local Match	Project Total
402	AL	1	Planned: \$1,092,943.05			\$124,143.59	\$1,217,086.64
		1	Actuals: \$1,092,943.05			\$157,187.97	\$1,250,131.02

<b>Task: Evaluation</b>	<b>Alcohol and Other Drug Counter Measures AL - 02</b>
-------------------------	--

Organization Name <b>Texas Center for the Judiciary</b>	Division TRF-TS	Project Number <b>2010-TCJ-G-MYG-Yr2-0079</b>
--	-----------------	--

Title / Desc. **Texas Judicial College for the Study of Alcohol and Other Drugs and Texas Judicial Resource Liaison**

*This project improves adjudication of DWI cases through improved training, technical assistance, and support materials for judges, ALR judges, DWI court teams, and judicial affairs officers.*

Performance Objectives	<u>Target</u>	<u>Actual</u>	<u>Met?</u>
▪ Provide Newsletters or articles for judicial, traffic safety, law enforcement, traffic safety audience	4	4	<input checked="" type="checkbox"/>
▪ Provide Judicial Specific Presentations (including SFST/DRE/ignition interlock/statutory requirements)	2	3	<input checked="" type="checkbox"/>
▪ Maintain Judicial Resource Liaison	1	12	<input checked="" type="checkbox"/>
▪ Maintain DWI Website link and online materials and resources under www.yourhonor.com	1	11	<input checked="" type="checkbox"/>
▪ Develop Innovative DWI Model Court	1	4	<input checked="" type="checkbox"/>
▪ Develop DWI Court CD, interactive DWI trial, and online DWI Court Team orientation & training materials	1	0	<input type="checkbox"/>
▪ Coordinate Meeting of DWI-related program partners and impaired driving cases stakeholders	1	1	<input checked="" type="checkbox"/>
▪ Conduct Texas Judicial College for the Study of Alcohol and Other Drugs	1	1	<input checked="" type="checkbox"/>
▪ Conduct DWI Court Team Training for Judicial Teams	1	1	<input checked="" type="checkbox"/>
▪ Attend TCJ Curriculum Committee Meetings as Ex Officio Member	2	2	<input checked="" type="checkbox"/>

**Financial Information:**

Fund Source	# Projects	Federal Funding	State Funding	Program Income	Local Match	Project Total
410 K8	1	<i>Planned:</i> \$939,225.83			\$328,266.34	\$1,267,492.17
	1	<i>Actuals:</i> \$767,327.03			\$386,734.01	\$1,154,061.04

**Task: Evaluation** **Alcohol and Other Drug Counter Measures AL - 02**

Organization Name **Texas Transportation Institute** Division TRF-TS Project Number **2010-TTI-G-MYG-Yr1-0042**

Title / Desc. **Rural and Urban Issues Related to the Breath Alcohol Ignition Interlock Device**

The project will consist of conducting surveys to determine the affordability of ignition interlock devices from offender perspectives and preparing an educational newsletter of the findings to judges

Performance Objectives	Target	Actual	Met?
▪ Survey ignition interlock device (IID) maintenance locations	10	0	<input type="checkbox"/>
▪ Produce master educational newsletter in PDF format	1	1	<input checked="" type="checkbox"/>
▪ Identify ignition interlock device service center locations to be used as survey sites	10	5	<input type="checkbox"/>
▪ Distribute (minimum) surveys to ignition interlock users through adult probation departments	500	2,309	<input checked="" type="checkbox"/>
▪ Distribute educational newsletter in PDF format to judicial associations and training centers	1	1	<input checked="" type="checkbox"/>
▪ Develop survey form to be used while conducting the surveys at ignition interlock service locations	1	0	<input type="checkbox"/>
▪ Develop survey form to be used for the collection of ignition interlock user data through adult probation	1	1	<input checked="" type="checkbox"/>
▪ Analyze of the surveys received from probationers using ignition interlock devices	100 %	100 %	<input checked="" type="checkbox"/>

**Financial Information:**

Fund	Source	# Projects	Federal Funding	State Funding	Program Income	Local Match	Project Total
410	K8	1	Planned: \$76,007.89			\$8,487.88	\$84,495.77
		1	Actuals: \$75,732.77			\$8,473.29	\$84,206.06

**Task: Evaluation** **Alcohol and Other Drug Counter Measures AL - 02**

Organization Name **Texas Transportation Institute** Division TRF-TS Project Number **2010-TTI-G-SYG-0040**

Title / Desc. **A Records Quality Assessment of Local and State Driving While Intoxicated (DWI) Convictions**

This project is to ensure that DWI arrest and disposition records are being submitted to DPS in an effort to improve the integrity of the reporting and accuracy of criminal history data.

Performance Objectives	Target	Actual	Met?
▪ Provide written report of the project findings	1	1	<input checked="" type="checkbox"/>
▪ Conduct meetings with law enforcement agencies regarding the CCH system	11	13	<input checked="" type="checkbox"/>
▪ Assist law enforcement agency(ies) in reporting to DPS	1	2	<input checked="" type="checkbox"/>
▪ Analyze arrest and disposition records from Texas law enforcement agencies	200	221	<input checked="" type="checkbox"/>
▪ Acquire arrest and disposition records from criminal justice agencies	200	221	<input checked="" type="checkbox"/>

**Financial Information:**

Fund	Source	# Projects	Federal Funding	State Funding	Program Income	Local Match	Project Total
410	K8	1	Planned: \$46,456.33			\$5,180.37	\$51,636.70
		1	Actuals: \$41,151.35			\$4,599.42	\$45,750.77

<b>Task: Program Management</b>				<b>Alcohol and Other Drug Counter Measures AL - 02</b>			
Organization Name			District BRY		Project Number		
<b>Texas Transportation Institute</b>			<b>2010-TTI-G-MYG-Yr1-0183</b>				
Title / Desc. <b>Brazos Valley Impaired Driving Working Group</b>							
This project will conduct an assessment of impaired driving issues in the Brazos Valley with special emphasis on underage and develop/deploy the resulting strategic plan to reduce impaired driving.							
<b>Performance Objectives</b>				<u>Target</u>	<u>Actual</u>	<u>Met?</u>	
▪ Provide technical assistance and support to the working group				10	2	<input type="checkbox"/>	
▪ Create educational materials for distribution within the county related to the working group (WP)				3	1	<input type="checkbox"/>	
▪ Create the Brazos Valley Impaired Driving Working Group				1	1	<input checked="" type="checkbox"/>	
▪ Coordinate meetings and activities for the Brazos Valley Impaired Driving Working Group				5	2	<input type="checkbox"/>	
▪ Conduct Community Action Team (CAT) Assessment in Brazos County				1	1	<input checked="" type="checkbox"/>	
<b>Financial Information:</b>							
<i>Fund</i>	<i>Source</i>	<i># Projects</i>	<i>Federal Funding</i>	<i>State Funding</i>	<i>Program Income</i>	<i>Local Match</i>	<i>Project Total</i>
410	K8	1	<i>Planned:</i> \$91,480.46			\$10,270.77	\$101,751.23
		1	<i>Actuals:</i> \$68,601.48			\$7,767.58	\$76,369.06

<b>Task: Program Management</b>				<b>Alcohol and Other Drug Counter Measures AL - 02</b>			
Organization Name			Division TRF-TS		Project Number		
<b>Texas Transportation Institute</b>			<b>2010-TTI-G-MYG-Yr2-0223</b>				
Title / Desc. <b>Technical Assistance &amp; Working Group Facilitation for the Alcohol and Other Countermeasures Program</b>							
Increase enforcement of DWI laws							
<b>Performance Objectives</b>				<u>Target</u>	<u>Actual</u>	<u>Met?</u>	
▪ Revise Texas SFST Update curriculum to reflect any changes adopted by NHTSA				1	0	<input type="checkbox"/>	
▪ Revise internal NHTSA State Alcohol Self-Assessment document and submit it				1	1	<input checked="" type="checkbox"/>	
▪ Provide tech. asst. activities to the Alcohol & Other Drug Countermeasures/Youth Alcohol Program initiatives				10	7	<input type="checkbox"/>	
▪ Conduct impaired driving working group subcommittee meetings				2	2	<input checked="" type="checkbox"/>	
▪ Conduct Alcohol Program Partner's Meeting and one impaired driving working group meeting				1	1	<input checked="" type="checkbox"/>	
▪ Assist multi-disciplinary, statewide impaired driving working group				1	2	<input checked="" type="checkbox"/>	
<b>Financial Information:</b>							
<i>Fund</i>	<i>Source</i>	<i># Projects</i>	<i>Federal Funding</i>	<i>State Funding</i>	<i>Program Income</i>	<i>Local Match</i>	<i>Project Total</i>
410	K8	1	<i>Planned:</i> \$39,458.26			\$4,424.75	\$43,883.01
		1	<i>Actuals:</i> \$39,454.69			\$4,424.63	\$43,879.32

Task: **PI&E** Alcohol and Other Drug Counter Measures **AL - 02**

Organization Name **Hillcrest Baptist Medical Center-Hillcrest** District WAC Project Number  
**2010-Hillcrest-G-SYG-0031**

Title / Desc. **TeenSafe Program**  
*Underage Drinking & Driving/teen traffic safety program*

Performance Objectives	<u>Target</u>	<u>Actual</u>	<u>Met?</u>
▪ Develop TeenSafe Facebook page/application	1	0	<input type="checkbox"/>
▪ Attend TxDOT Alcohol Partners meeting	1	1	<input checked="" type="checkbox"/>
▪ Attend Community Health Fairs & Events throughout the grant service area	12	51	<input checked="" type="checkbox"/>
▪ Collect alcohol/traffic safety assessments throughout the grant service area	1,800	2,036	<input checked="" type="checkbox"/>
▪ Conduct Prom Safety Campaign (PI & E) in the grant service area	1	1	<input checked="" type="checkbox"/>
▪ Conduct Parent/caregiver underage drinking & driving prevention classes throughout the grant service area	4	15	<input checked="" type="checkbox"/>
▪ Conduct Prom Safety Essay & PSA Contests throughout the service area	4	4	<input checked="" type="checkbox"/>
▪ Conduct Hospital-based programs to be offered to students of the community	12	22	<input checked="" type="checkbox"/>
▪ Conduct Smashed programs in at least 20 schools/groups w/in grant service area & contiguous counties	20	68	<input checked="" type="checkbox"/>
▪ Assist events within 2 or more contiguous counties of the grant service area	6	6	<input checked="" type="checkbox"/>
▪ Develop Safe At School traffic safety curriculum	1	1	<input checked="" type="checkbox"/>
▪ Produce Seasonal TeenSafe Newsletters	4	4	<input checked="" type="checkbox"/>
▪ Distribute Traffic safety educational packets throughout the grant service area & contiguous counties	8,000	18,096	<input checked="" type="checkbox"/>
▪ Educate Youth, 5-19 years of age on the dangers of drinking & driving utilizing technical simulations	2,000	8,769	<input checked="" type="checkbox"/>
▪ Educate Youth, 5-19 years of age on traffic safety (seatbelts, cell phones, & drunk driving)	2,000	8,906	<input checked="" type="checkbox"/>
▪ Establish Coalition on youth substance abuse/drinking&driving/traffic safety within the grant service area	1	2	<input checked="" type="checkbox"/>
▪ Establish Relationships with a minimum of 2 contiguous counties of the grant service area	8	10	<input checked="" type="checkbox"/>
▪ Maintain Database for data base relating to pre-teens and teens in the grant service area	1	7	<input checked="" type="checkbox"/>
▪ Maintain Youth traffic safety educational display areas within the grant service area	25	69	<input checked="" type="checkbox"/>
▪ Participate Shattered Dreams programs in counties w/in the grant service area & contiguous counties	5	5	<input checked="" type="checkbox"/>
▪ Develop After school program traffic safety curriculum supplement	1	1	<input checked="" type="checkbox"/>

**Financial Information:**

Fund Source	# Projects	Federal Funding	State Funding	Program Income	Local Match	Project Total
410 K8	1	<i>Planned:</i> \$195,786.90			\$70,058.25	\$265,845.15
	1	<i>Actuals:</i> \$183,124.45			\$103,423.55	\$286,548.00



**Task: PI&E** **Alcohol and Other Drug Counter Measures AL - 02**

Organization Name **Mothers Against Drunk Driving, National Office** District HOU Project Number **2010-MADD-G-SYG-0248**

Title / Desc. **TAKE THE WHEEL and Reduce Alcohol-Related Crashes in Harris County**

The goals of this campaign are to reduce alcohol related traffic fatalities and underage drinking in Harris County in collaboration with law enforcement, the criminal justice system and the citizens.

Performance Objectives	Target	Actual	Met?
▪ Train Volunteers to serve as court monitors	5	11	<input checked="" type="checkbox"/>
▪ Implement Monitoring of DUI cases in the courts by court monitoring volunteers and staff	660	2,197	<input checked="" type="checkbox"/>
▪ Enroll Volunteers to be trained as court monitors	5	17	<input checked="" type="checkbox"/>
▪ Coordinate Judiciary and Service Agencies to meet and discuss drunk driving issues	2	18	<input checked="" type="checkbox"/>
▪ Conduct Roll Call Briefings with law enforcement agencies	30	167	<input checked="" type="checkbox"/>
▪ Conduct Speakers Bureau Trainings	4	3	<input type="checkbox"/>
▪ Conduct Media events to increase awareness of the problems associated with drunk driving	3	56	<input checked="" type="checkbox"/>
▪ Conduct Law Enforcement Recognition and Awards Event	1	1	<input checked="" type="checkbox"/>

**Financial Information:**

Fund	Source	# Projects	Federal Funding	State Funding	Program Income	Local Match	Project Total
410	K8	1	Planned: \$249,678.44			\$93,534.27	\$343,212.71
		1	Actuals: \$197,251.08			\$713,907.91	\$911,158.99

**Task: PI&E** **Alcohol and Other Drug Counter Measures AL - 02**

Organization Name **National Safety Council** Division TRF-TS Project Number **2010-NSC-G-MYG-Yr2-0006**

Title / Desc. **OUR DRIVING CONCERN -- Texas Employer Traffic Safety Program**

Outreach to employers to implement best practice programs and policies to reduce risky substance use and promote safe driving practices among employees and their families, on- and off-the-job.

Performance Objectives	Target	Actual	Met?
▪ Update The Weekly "Texas Challenge" Multi-Media, Interactive Traffic Safety Q&As	1	3	<input checked="" type="checkbox"/>
▪ Train Employers in a Drug Recognition Program Based on the DITEP Model	150	0	<input type="checkbox"/>
▪ Manage Employer Network Mailing List Members and Links Between TxDOT Resources and Employers	5,000	10,032	<input checked="" type="checkbox"/>
▪ Evaluate Annual Changes in Employer Commitment and Involvement in Best Practices Prevention	1	1	<input checked="" type="checkbox"/>
▪ Educate Employer Attendees at Texas Safety Conference & Expo	400	400	<input checked="" type="checkbox"/>
▪ Distribute TxDOT Holiday Campaign Materials to Employer Locations	4,500	4,889	<input checked="" type="checkbox"/>
▪ Distribute Our Driving Concern E-Newsletter to Texas Employers	3,000	49,452	<input checked="" type="checkbox"/>
▪ Develop Professional Development Webcast Presentations	3	3	<input checked="" type="checkbox"/>
▪ Conduct Professional Development Webcasts for Safety, Fleet, HR, Other Managers	4	4	<input checked="" type="checkbox"/>
▪ Conduct Advisory Group Meetings	3	3	<input checked="" type="checkbox"/>

**Financial Information:**

Fund	Source	# Projects	Federal Funding	State Funding	Program Income	Local Match	Project Total
402	AL	1	Planned: \$338,804.64			\$55,948.19	\$394,752.83
		1	Actuals: \$337,448.64			\$62,081.00	\$399,529.64

Task: **PI&E** Alcohol and Other Drug Counter Measures AL - 02

Organization Name **Sherry Matthews Advocacy Marketing** Division TRF-TS Project Number  
**2010-SMAM-G-SYG-0133**

Title / Desc. **Adult Drinker Public Information & Education, Sustained**

*Sustained public education campaign to remind those who drink alcohol to designate a sober driver before festivities surrounding Christmas and New Year's, Super Bowl, July 4th and Halloween.*

Performance Objectives	<u>Target</u>	<u>Actual</u>	<u>Met?</u>
▪ Produce Super Bowl and World Cup digital outdoor boards	39	43	☑
▪ Conduct Super Bowl and July 4th paid media campaigns	2	2	☑
▪ Conduct Super Bowl and World Cup paid media campaigns	2	2	☑
▪ Develop educator outreach kit	1	1	☑
▪ Develop personal outreach piece	1	1	☑
▪ Develop video	1	1	☑
▪ Develop Super Bowl and World Cup 60-second radio spots	2	2	☑
▪ Develop Super Bowl and World Cup 30- and 15-second television commercials	3	3	☑
▪ Develop Super Bowl, July 4th and Halloween themed online campaign extensions	3	2	☐
▪ Develop Super Bowl, July 4th and Halloween themed, 15-second television commercials	3	3	☑
▪ Conduct winter holiday campaign announcement	1	1	☑
▪ Expand winter holiday "safe holiday party" employer outreach package	1	1	☑
▪ Update winter holiday online campaign component	1	1	☑
▪ Produce Super Bowl, July 4th and Halloween themed billboards	90	23	☐
▪ Produce winter holiday out-of-home advertising components	409	1,181	☑
▪ Produce winter holiday trash can signs	2,500	2,500	☑
▪ Produce winter holiday point-of-sale materials	1,580,000	1,800,000	☑
▪ Produce winter holiday point-of-sale materials	1,600,000	1,619,375	☑
▪ Produce Super Bowl, July 4th and Halloween point-of-sale materials	4,500,000	0	☐
▪ Provide Super Bowl banner set	1	0	☐
▪ Provide winter holiday set of materials for Traffic Safety Specialists earned media efforts	1	1	☑
▪ Provide Super Bowl, July 4th and Halloween sets of press materials	3	2	☐
▪ Revise online ordering system	1	1	☑
▪ Develop Super Bowl, World Cup and Fall themed online campaign extensions	3	3	☑

**Financial Information:**

Fund	Source	# Projects	Federal Funding	State Funding	Program Income	Local Match	Project Total
410	K8	1	Planned: \$1,452,695.00			\$1,452,695.00	\$2,905,390.00
		1	Actuals: \$1,371,120.11			\$2,168,197.95	\$3,539,318.06

**Task: PI&E** **Alcohol and Other Drug Counter Measures AL - 02**

Organization Name **Sherry Matthews Advocacy Marketing** Division TRF-TS Project Number **2010-SMAM-G-SYG-0136**

**Title / Desc. College "Who's Driving Tonight?" Integrated Marketing Campaign**

*This public education campaign uses peer-to-peer and interactive tactics to reach young adults to promote the importance of finding a safe ride home if they've been drinking alcohol.*

Performance Objectives	Target	Actual	Met?
▪ Produce Peer-to-peer educational kits	1,500	1,500	<input checked="" type="checkbox"/>
▪ Manage Who's Driving Tonight? YouTube channel	1	1	<input checked="" type="checkbox"/>
▪ Conduct Paid media campaign components in support of seven "experiential" marketing events	7	7	<input checked="" type="checkbox"/>
▪ Conduct Experiential marketing events	7	7	<input checked="" type="checkbox"/>

**Financial Information:**

Fund Source	# Projects	Federal Funding	State Funding	Program Income	Local Match	Project Total
410 K8	1	Planned: \$263,330.00			\$46,470.00	\$309,800.00
	1	Actuals: \$263,329.91			\$181,384.63	\$444,714.54

**Task: PI&E** **Alcohol and Other Drug Counter Measures AL - 02**

Organization Name **Sherry Matthews Advocacy Marketing** Division TRF-TS Project Number **2010-SMAM-G-SYG-0139**

**Title / Desc. On the Road in Texas, Street Smarts and Outdoor PSA Partnership**

*Proposed is an expansion and update of radio and TV PSA programs, plus a new outdoor PSA partnership, to maximize the exposure of traffic safety messages and help meet federal match requirements.*

Performance Objectives	Target	Actual	Met?
▪ Update Street Smarts television news features program	1	1	<input checked="" type="checkbox"/>
▪ Update online presence for radio and television news features programs	1	0	<input type="checkbox"/>
▪ Update On the Road in Texas radio news feature program	1	1	<input checked="" type="checkbox"/>
▪ Produce On the Road in Texas 60-second radio public service announcements	54	54	<input checked="" type="checkbox"/>
▪ Produce Street Smarts 60-second television news features	52	42	<input type="checkbox"/>
▪ Produce Street Smarts 30-second radio news features	26	26	<input checked="" type="checkbox"/>
▪ Produce billboard vinyls for PSA placement	20	0	<input type="checkbox"/>
▪ Increase English and Spanish radio stations as On the Road in Texas/Street Smarts media partners	265	235	<input type="checkbox"/>
▪ Increase English and Spanish TV stations as Street Smarts TV media partners	28	22	<input type="checkbox"/>
▪ Expand affiliate relations activities to enhance radio and TV station participation	1	1	<input checked="" type="checkbox"/>
▪ Develop sets of radio liner-read scripts for radio media partners	12	0	<input type="checkbox"/>
▪ Develop partnership with outdoor vendor for placement of no-charge billboards	1	0	<input type="checkbox"/>

**Project Notes**

*This project originally was to be funded with 402 dollars according to the 2010 HSP. However due to coding errors with several other projects it created a shortfall in 402 funds. Therefore, the fund source was changed to State dollars.*

**Financial Information:**

Fund Source	# Projects	Federal Funding	State Funding	Program Income	Local Match	Project Total
402 AL	1	Planned: \$583,900.00			\$583,900.00	\$1,167,800.00
	1	Actuals: \$34,452.10			\$1,325,733.90	\$1,360,186.00

<b>Task: PI&amp;E</b>		<b>Alcohol and Other Drug Counter Measures AL - 02</b>				
<i>Organization Name</i> <b>Sherry Matthews Advocacy Marketing</b>		<i>Division</i> TRF-TS		<i>Project Number</i> <b>2010-SMAM-G-SYG-0315</b>		
<i>Title / Desc.</i> <b>Holiday "Designate A Driver" Paid Media Campaign</b>						
<i>Paid media component of public education campaign to remind those who drink alcohol to designate a sober driver before festivities surrounding Christmas and New Year's.</i>						
<i>Performance Objectives</i>				<u>Target</u>	<u>Actual</u>	<u>Met?</u>
▪ Conduct paid media campaign				1	1	<input checked="" type="checkbox"/>
<i>Financial Information:</i>						
<i>Fund Source</i>	<i># Projects</i>		<i>Federal Funding</i>	<i>State Funding</i>	<i>Program Income</i>	<i>Local Match</i>
410	K8	1	<i>Planned:</i> \$673,180.00			\$74,798.00
		1	<i>Actuals:</i> \$671,847.06			\$96,421.31
						\$747,978.00
						\$768,268.37

<b>Task: PI&amp;E</b>		<b>Alcohol and Other Drug Counter Measures AL - 02</b>				
<i>Organization Name</i> <b>Texas Alcoholic Beverage Commission</b>		<i>Division</i> TRF-TS		<i>Project Number</i> <b>2010-TABC-G-SYG-0241</b>		
<i>Title / Desc.</i> <b>Spring Prevention Grant</b>						
<i>Support for prevention programs (Shattered Dreams and Safe Prom/Safe Graduation) for high schools with an emphasis on spring events (Prom, Graduation, Spring Break).</i>						
<i>Performance Objectives</i>				<u>Target</u>	<u>Actual</u>	<u>Met?</u>
▪ Train Law Enforcement Officers with Party Dispersal Trainings				50	64	<input checked="" type="checkbox"/>
▪ Provide PI&E Materials for the students and community about underage drinking				15,000	93,404	<input checked="" type="checkbox"/>
▪ Provide mini grants to Texas high schools for Spring Prevention programs				40	35	<input type="checkbox"/>
▪ Educate Students and Parents about the zero tolerance and social hosting laws in the state				2,500	5,235	<input checked="" type="checkbox"/>
<i>Financial Information:</i>						
<i>Fund Source</i>	<i># Projects</i>		<i>Federal Funding</i>	<i>State Funding</i>	<i>Program Income</i>	<i>Local Match</i>
410	K8	1	<i>Planned:</i> \$54,041.50			\$22,513.57
		1	<i>Actuals:</i> \$41,645.88			\$57,516.17
						\$76,555.07
						\$99,162.05

<b>Task: PI&amp;E</b>	<b>Alcohol and Other Drug Counter Measures AL - 02</b>
-----------------------	--

<i>Organization Name</i> <b>Texas Department of Transportation</b>	<i>Division</i> TRF-TS	<i>Project Number</i> <b>Project Celebration</b>
---	------------------------	---

*Title / Desc.* **Project Celebration**

*Project Celebration Mini-Grants are state funded grants to 446 high schools to assist in sponsoring alcohol free events around prom and graduation time.*

<i>Participating Organizations</i>	<i>Project #</i>
TxDOT-Abilene	2010-PC-Tx-ABL-00018
TxDOT-Amarillo	2010-PC-Tx-AMA-00015
TxDOT-Atlanta	2010-PC-Tx-ATL-00017
TxDOT-Austin	2010-PC-Tx-AUS-00005
TxDOT-Beaumont	2010-PC-Tx-BMT-00012
TxDOT-Bryan	2010-PC-Tx-BRY-00019
TxDOT-Brownwood	2010-PC-Tx-BWD-00020
TxDOT-Childress	2010-PC-Tx-CHS-00025
TxDOT-CorpusChristi	2010-PC-Tx-CRP-00013
TxDOT-Dallas	2010-PC-Tx-DAL-00002
TxDOT-El Paso	2010-PC-Tx-ELP-00011
TxDOT-Ft. Worth	2010-PC-Tx-FTW-00003
TxDOT-Houston	2010-PC-Tx-HOU-00001
TxDOT-Lubbock	2010-PC-Tx-LBB-00007
TxDOT-Lufkin	2010-PC-Tx-LKF-00014
TxDOT-Laredo	2010-PC-Tx-LRD-00024
TxDOT-Odessa	2010-PC-Tx-ODA-00023
TxDOT-Paris	2010-PC-Tx-PAR-00010
TxDOT-Pharr	2010-PC-Tx-PHR-00009
TxDOT-San Antonio	2010-PC-Tx-SAT-00004
TxDOT-San Angelo	2010-PC-Tx-SJT-00022
TxDOT-Tyler	2010-PC-Tx-TYL-00008
TxDOT-Waco	2010-PC-Tx-WAC-00006
TxDOT-Wichita Falls	2010-PC-Tx-WFS-00016
TxDOT-Yoakum	2010-PC-Tx-YKM-00021

**Financial Information:**

<i>Fund Source</i>	<i># Projects</i>	<i>Federal Funding</i>	<i>State Funding</i>	<i>Program Income</i>	<i>Local Match</i>	<i>Project Total</i>
410 K8	25	<i>Planned:</i>	\$200,000.00			\$200,000.00
	25	<i>Actuals:</i>	\$159,752.00			\$159,752.00

<b>Task: PI&amp;E</b>		<b>Alcohol and Other Drug Counter Measures AL - 02</b>					
<i>Organization Name</i> <b>Texas Municipal Courts Education Center</b>		<i>Division</i> TRF-TS		<i>Project Number</i> <b>2010-TMCEC-G-MYG-Yr2-0292</b>			
<i>Title / Desc.</i> <b>Municipal Traffic Safety Initiative</b>							
<i>To provide judicial education on traffic safety to municipal judges and court support personnel at the state, regional, and local levels.</i>							
<i>Performance Objectives</i>							
				<u>Target</u>	<u>Actual</u>	<u>Met?</u>	
▪	Update judges through an awareness (PI&E) campaign on traffic safety			1,300	1,326	☑	
▪	Train municipal judges in traffic safety courses at TMCEC regional conference			1,000	1,307	☑	
▪	Train municipal court clerks in traffic safety courses at TMCEC regional conferences			600	1,073	☑	
▪	Train municipal court clerks at locally sponsored programs			400	622	☑	
▪	Train municipal bailiffs, warrant officers & marshals in traffic safety courses at TMCEC regional confs			200	239	☑	
▪	Train municipal prosecutors in traffic safety courses at TMCEC regional conferences			150	130	☐	
▪	Produce newsletter pages on traffic safety for municipal judges & court support personnel			20	33	☑	
▪	Produce information pages and links for the TMCEC web site on traffic safety issues			10	21	☑	
▪	Identify courts as award recipients for the Municipal Traffic Safety Initiative Awards			9	14	☑	
▪	Coordinate traffic safety exhibits at city and court-related seminars			24	38	☑	
▪	Conduct Statewide traffic safety conference for judges, court support personnel, & city officials			1	1	☑	
<i>Financial Information:</i>							
<i>Fund</i>	<i>Source</i>	<i># Projects</i>	<i>Federal Funding</i>	<i>State Funding</i>	<i>Program Income</i>	<i>Local Match</i>	<i>Project Total</i>
402	AL	1	<i>Planned:</i> \$225,257.00		\$8,750.00	\$218,122.39	\$452,129.39
		1	<i>Actuals:</i> \$223,699.71			\$381,589.50	\$605,289.21

<b>Task: PI&amp;E</b>		<b>Alcohol and Other Drug Counter Measures AL - 02</b>					
<i>Organization Name</i> <b>Texas Transportation Institute</b>		<i>Division</i> TRF-TS		<i>Project Number</i> <b>2010-TTI-G-MYG-Yr1-0045</b>			
<i>Title / Desc.</i> <b>A Public Awareness Campaign to Educate the Public on Alcohol Impaired Drivers</b>							
<i>Develop a brochure that enhances the publics' awareness of alcohol impaired drivers and provide the community with information on the actions to take should they encounter an alcohol impaired driver.</i>							
<i>Performance Objectives</i>							
				<u>Target</u>	<u>Actual</u>	<u>Met?</u>	
▪	Produce poster that will educate the public on alcohol impaired drivers			1	1	☑	
▪	Produce brochure to educate the public on alcohol impaired drivers			1	1	☑	
▪	Distribute (minimum) brochures to organizations and the local law enforcement agency in the pilot community			1,000	12,180	☑	
▪	Distribute (minimum) posters to organizations and the local law enforcement agency in the pilot community			100	3,599	☑	
▪	Develop set of storyboards for a video public service announcement to be used in FY11			1	1	☑	
▪	Create campaign website for educational and informative purposes			1	1	☑	
▪	Create campaign identity for the public awareness campaign			1	1	☑	
▪	Conduct meetings in a focus group format regarding the public awareness campaign			5	5	☑	
<i>Financial Information:</i>							
<i>Fund</i>	<i>Source</i>	<i># Projects</i>	<i>Federal Funding</i>	<i>State Funding</i>	<i>Program Income</i>	<i>Local Match</i>	<i>Project Total</i>
410	K8	1	<i>Planned:</i> \$58,163.22			\$6,478.63	\$64,641.85
		1	<i>Actuals:</i> \$54,725.39			\$7,023.11	\$61,748.50

<b>Task: PI&amp;E</b>		<b>Alcohol and Other Drug Counter Measures AL - 02</b>							
<i>Organization Name</i> <b>Texas Transportation Institute</b>		<i>Division</i> TRF-TS			<i>Project Number</i> <b>2010-TTI-G-SYG-0062</b>				
<i>Title / Desc.</i> <b>Campaign to Reduce Alcohol Impaired Motorcycle Operation</b>									
<i>This project will utilize media, website, and event outreach to raise awareness among the motorcycling community about the dangers and consequences of drinking &amp; riding.</i>									
<i>Performance Objectives</i>							<u>Target</u>	<u>Actual</u>	<u>Met?</u>
▪ Complete activities related to LookLearnLive website outreach of Drink. Ride. Lose. campaign							5	10	<input checked="" type="checkbox"/>
▪ Complete activities in preparation of implementing the Drink. Ride. Lose. campaign							5	8	<input checked="" type="checkbox"/>
▪ Complete activities in support of public event outreach to promote the Drink. Ride. Lose. message							4	7	<input checked="" type="checkbox"/>
<i>Financial Information:</i>									
<i>Fund</i>	<i>Source</i>	<i># Projects</i>		<i>Federal Funding</i>	<i>State Funding</i>	<i>Program Income</i>	<i>Local Match</i>	<i>Project Total</i>	
410	K8	1	<i>Planned:</i>	\$152,960.36			\$17,151.46	\$170,111.82	
		1	<i>Actuals:</i>	\$130,957.42			\$15,991.30	\$146,948.72	

<b>Task: PI&amp;E</b>		<b>Alcohol and Other Drug Counter Measures AL - 02</b>							
<i>Organization Name</i> <b>ThinkStreet</b>		<i>Division</i> TRF-TS			<i>Project Number</i> <b>2010-ThinkSt-G-MYG-Yr1-0203</b>				
<i>Title / Desc.</i> <b>If you've been drinking on game day, pass your keys to a designated receiver.</b>									
<i>Public information and education campaign to reduce game day, sports-related drinking and driving behavior.</i>									
<i>Performance Objectives</i>							<u>Target</u>	<u>Actual</u>	<u>Met?</u>
▪ Purchase paid media schedule and solicit PSA media to support the campaign message							1	3	<input checked="" type="checkbox"/>
▪ Manage PI&E campaign to reduce game day, sports-related drinking and driving behavior							1	2	<input checked="" type="checkbox"/>
▪ Implement public relations and media relations strategy							1	1	<input checked="" type="checkbox"/>
▪ Implement grassroots outreach strategy to support campaign initiatives							1	1	<input checked="" type="checkbox"/>
▪ Develop DWI citation benchmark to measure 2010 and 2011 campaign efforts							1	0	<input type="checkbox"/>
▪ Develop creative campaign with multiple elements							1	3	<input checked="" type="checkbox"/>
▪ Conduct benchmark study to measure changes in behavior and awareness of sports related drinking and driving							1	1	<input checked="" type="checkbox"/>
<i>Financial Information:</i>									
<i>Fund</i>	<i>Source</i>	<i># Projects</i>		<i>Federal Funding</i>	<i>State Funding</i>	<i>Program Income</i>	<i>Local Match</i>	<i>Project Total</i>	
410	K8	1	<i>Planned:</i>	\$855,054.00			\$121,821.25	\$976,875.25	
		1	<i>Actuals:</i>	\$839,064.92				\$839,064.92	

Task: **PI&E** Alcohol and Other Drug Counter Measures AL - 02

Organization Name **Travis County Attorney's UDPP** District AUS Project Number  
**2010-Travis C-G-MYG-Yr2-0073**

Title / Desc. **Comprehensive Underage Drinking Prevention Program**

To conduct a comprehensive underage drinking prevention program through educational efforts and peer to peer interaction to reduce underage alcohol consumption and underage drinking and driving.

Performance Objectives	<u>Target</u>	<u>Actual</u>	<u>Met?</u>
▪ Expand community events in Travis (30), Hays (5) and Williamsoun (5) County	40	116	☑
▪ Conduct Busted! presentations to elementary thru 8th grade youth in Travis (230), Hays (25) & Wilco (25)	280	335	☑
▪ Conduct Why Risk It? presentations to high school age youth in Travis (160), Hays (10) and Wilco (10)	160	229	☑
▪ Conduct Underage Drinking Prevention Task Force meetings	5	6	☑
▪ Conduct year round public information and education (PI&E) campaign in the tri-county area	1	12	☑
▪ Collect months of UDPP statistics in Travis, Hays and Williamson Counties	12	80	☑

**Financial Information:**

Fund	Source	# Projects		Federal Funding	State Funding	Program Income	Local Match	Project Total
410	K8	1	Planned:	\$178,749.58			\$155,219.00	\$333,968.58
		1	Actuals:	\$177,228.67			\$502,545.21	\$679,773.88



**Task: Training** **Alcohol and Other Drug Counter Measures AL - 02**

Organization Name **Sam Houston State University** Division TRF-TS Project Number **2010-SHSU-G-MYG-Yr2-0178**

Title / Desc. **Impaired Driving Initiatives - DECP, ARIDE, DITEP, SFST Updates**

To maintain a network of certified Drug Recognition Expert (DRE) Law Enforcement officers, ensure conformance to DRE standards. Other training initiatives will include A-RIDE, DITEP and SFST Updates.

Performance Objectives	<u>Target</u>	<u>Actual</u>	<u>Met?</u>
▪ Revise set of DRE student and instructor policies	1	0	<input type="checkbox"/>
▪ Conduct DRE Work Group meeting to review the current DRE, A-RIDE, and DITEP program materials	1	1	<input checked="" type="checkbox"/>
▪ Conduct statewide Impaired Driving Conference	1	1	<input checked="" type="checkbox"/>
▪ Conduct Agency coordinator regional meetings to review the Texas DRE Program	2	2	<input checked="" type="checkbox"/>
▪ Coordinate IACP/NHTSA Regional DRE State Coordinator Annual Meeting plan and host by	1	0	<input type="checkbox"/>
▪ Develop 4 hour web-based training module of the 8 hour DRE Recertification course	1	0	<input type="checkbox"/>
▪ Develop DRE Instructor subcontract to be implemented	1	1	<input checked="" type="checkbox"/>
▪ Maintain National DRE Tracking Database (Texas Section)	1	1	<input checked="" type="checkbox"/>
▪ Maintain Sam Houston State University Impaired driving grant website	1	1	<input checked="" type="checkbox"/>
▪ Conduct DRE instructor update course to review DRE, DITEP, A-RIDE course materials and NHTSA/IACP updates	1	2	<input checked="" type="checkbox"/>
▪ Provide Texas prosecutors with DRE updates, materials, list of current DREs and DRE instructors	100	0	<input type="checkbox"/>
▪ Update DRE, DITEP, A-RIDE, standardized operating procedures manual	1	0	<input type="checkbox"/>
▪ Revise Texas DRE Recertification curriculum maintaining IACP standards	1	1	<input checked="" type="checkbox"/>
▪ Train DRE instructors as course managers	6	6	<input checked="" type="checkbox"/>
▪ Train DRE instructors on the (8-hour) DITEP curriculum	10	0	<input type="checkbox"/>
▪ Train Texas peace officers as DRE instructors in the NHTSA/IACP approved DRE instructor course	12	0	<input type="checkbox"/>
▪ Train DREs in the 8 hour Texas DRE Recertification course	60	126	<input checked="" type="checkbox"/>
▪ Train Texas peace officers in the NHTSA/IACP approved DRE course	60	73	<input checked="" type="checkbox"/>
▪ Train Texas peace officers in the NHTSA/IACP approved A-RIDE course	220	255	<input checked="" type="checkbox"/>
▪ Train secondary educational professionals in the NHTSA/IACP approved DITEP training	500	444	<input type="checkbox"/>
▪ Provide judicial entities with education information to judicial venues (conferences, meetings, etc.)	4	0	<input type="checkbox"/>

**Financial Information:**

Fund	Source	# Projects		Federal Funding	State Funding	Program Income	Local Match	Project Total
410	K8	1	Planned:	\$632,580.60		\$27,010.00	\$197,782.51	\$857,373.11
		1	Actuals:	\$518,903.12			\$250,891.09	\$769,794.21

**Task: Training** **Alcohol and Other Drug Counter Measures AL - 02**

Organization Name **Texas Association of Counties** Division **TRF-TS** Project Number **2010-TAC-G-SYG-0252**

**Title / Desc. Rural Judges DWI Court Pilot Project**

Train rural judges in adapting DWI Court principles to fit local resources. Train them to use proven techniques of appropriate sentencing, intensive supervision and behavior modification.

Performance Objectives	Target	Actual	Met?
▪ Produce Rural DWI Courts Annual Conference	1	1	<input checked="" type="checkbox"/>
▪ Attend Education Committee meetings (Director)	2	2	<input checked="" type="checkbox"/>
▪ Attend Education Committee meetings (Director)	4	0	<input type="checkbox"/>
▪ Collect counties' tracked DWI recidivism data, analyze, and distribute reports to counties	10	10	<input checked="" type="checkbox"/>
▪ Develop Custom presentation on DWI court principles for local delivery to individuals or small groups	1	1	<input checked="" type="checkbox"/>
▪ Develop Promotional mailer to send to 170 judges	1	1	<input checked="" type="checkbox"/>
▪ Develop Articles to be published in magazines or websites	4	4	<input checked="" type="checkbox"/>
▪ Assist Rural judges adapt the DWI model to fit available resources in local workshops.&nbsp;&nbsp;	40	60	<input checked="" type="checkbox"/>
▪ Maintain Website for rural courts that adjudicate DWI cases	1	1	<input checked="" type="checkbox"/>
▪ Update DWI interactive bench book	1	1	<input checked="" type="checkbox"/>
▪ Provide NDCI DWI Court Training 2-DVD set produced by this project& TxDOT approved,to newly appointed judges	1	4	<input checked="" type="checkbox"/>
▪ Provide Sessions of training at regional judicial conferences	4	4	<input checked="" type="checkbox"/>
▪ Provide Sessions of training at statewide judicial conferences	4	4	<input checked="" type="checkbox"/>
▪ Revise Current judicial education curriculum to include DWI court principles and techniques	1	1	<input checked="" type="checkbox"/>
▪ Train Newly appointed rural judges	4	4	<input checked="" type="checkbox"/>
▪ Train Rural county judges	170	343	<input checked="" type="checkbox"/>
▪ Identify Project Director	1	2	<input checked="" type="checkbox"/>

*Financial Information:*

Fund Source	# Projects	Federal Funding	State Funding	Program Income	Local Match	Project Total
410 K8	1	Planned: \$341,642.92			\$185,968.00	\$527,610.92
	1	Actuals: \$241,514.85			\$195,592.00	\$437,106.85

<b>Task: Training</b>	<b>Alcohol and Other Drug Counter Measures AL - 02</b>
-----------------------	--

Organization Name <b>Texas District and County Attorneys Association</b>	Division TRF-TS	Project Number <b>2010-TDCAA-G-MYG-Yr2-0195</b>
---	-----------------	--

Title / Desc. **DWI Resource Prosecutor**

*TDCAA will maintain a qualified DWI Resource Prosecutor as trainer and liason, regional joint prosecutor/officer trainings, publications, articles, case notes, technical assistance, and web site.*

<i>Performance Objectives</i>	<u>Target</u>	<u>Actual</u>	<u>Met?</u>
▪ Train prosecutors and peace officers combined at regional workshops	2,000	1,803	<input type="checkbox"/>
▪ Train new prosecutors at Basic Trial Skills programs and provide with publications	300	117	<input type="checkbox"/>
▪ Train new prosecutors at Basic Trial Skills programs and provide with publications	220	98	<input type="checkbox"/>
▪ Train prosecutors and prosecutor support staff at a Train the Trainer program	30	30	<input checked="" type="checkbox"/>
▪ Provide copies of TDCAA's Traffic Stops publications to every prosecutor in Texas	2,900	2,744	<input type="checkbox"/>
▪ Provide technical assistance replies by e-mail to prosecutors, officers and traffic safety partners	100	346	<input checked="" type="checkbox"/>
▪ Provide programs to Traffic Safety Partners through qualified speakers on DWI and Traffic Safety topics	4	16	<input checked="" type="checkbox"/>
▪ Provide dedicated DWI Resource Prosecutor at the Texas District & County Attorneys Association	1	1	<input checked="" type="checkbox"/>
▪ Produce case notes on important DWI appellate decisions, publish and distribute by e-mail and web archive	12	23	<input checked="" type="checkbox"/>
▪ Produce DWI specific articles for TDCAA periodicals	4	4	<input checked="" type="checkbox"/>
▪ Maintain web site with updated DWI-related content at tdcaa.com	1	1	<input checked="" type="checkbox"/>

*Financial Information:*

<i>Fund Source</i>	<i># Projects</i>	<i>Federal Funding</i>	<i>State Funding</i>	<i>Program Income</i>	<i>Local Match</i>	<i>Project Total</i>
410 K8	1	<i>Planned:</i> \$391,832.47			\$115,537.82	\$507,370.29
	1	<i>Actuals:</i> \$353,240.09			\$128,482.31	\$481,722.40

**Task: Training** **Alcohol and Other Drug Counter Measures AL - 02**

Organization Name **Texas Justice Court Training Center** Division TRF-TS Project Number **2010-TJCTC-G-MYG-Yr1-0026**

**Title / Desc. Justice Court Traffic Safety Initiative**

Provide education for Justices of the Peace and Court Personnel in the areas of traffic safety/ alcohol awareness. Work with county judges to ensure bond condition consistency following DWI arrests

Performance Objectives	Target	Actual	Met?
▪ Train new judges in program areas	10	12	<input checked="" type="checkbox"/>
▪ Send individuals to include staff, judges, and/or court personnel, to Lifesavers for "Train the Trainer"	2	2	<input checked="" type="checkbox"/>
▪ Produce flowchart for processing cases for distribution to court personnel	1	1	<input checked="" type="checkbox"/>
▪ Maintain internet site dedicated to the program, accessible to judges and court personnel	1	1	<input checked="" type="checkbox"/>
▪ Implement counties in the bond condition schematic program	10	10	<input checked="" type="checkbox"/>
▪ Distribute laminated case-processing flowcharts to court personnel	1,200	900	<input type="checkbox"/>
▪ Distribute newsletters containing an article related to the project	3	1	<input type="checkbox"/>
▪ Distribute newsletter entirely dedicated to program-related information	1	1	<input checked="" type="checkbox"/>
▪ Conduct one day schools for judges on bond conditions, reporting, and toxicology reports	6	6	<input checked="" type="checkbox"/>
▪ Conduct four-hour program classes at 16 hour court personnel workshops	4	8	<input checked="" type="checkbox"/>
▪ Conduct one day schools for court personnel on reporting, processing alcohol cases, and processing CDL cases	3	3	<input checked="" type="checkbox"/>

**Financial Information:**

Fund Source	# Projects	Federal Funding	State Funding	Program Income	Local Match	Project Total
410 K8	1	Planned: \$303,811.35			\$61,690.75	\$365,502.10
	1	Actuals: \$206,338.42			\$80,230.02	\$286,568.44

**Task: Training** **Alcohol and Other Drug Counter Measures AL - 02**

Organization Name **Texas Municipal Police Association** Division TRF-TS Project Number **2010-TMPA-G-SYG-0176**

**Title / Desc. Reducing impaired driving among young people in Texas: A statewide approach.**

This program will increase enforcement of laws related to underage drinking through increased law enforcement training and local coalition building. Its goal is to reduce underage impaired driving.

Performance Objectives	Target	Actual	Met?
▪ Train Texas peace officers	400	490	<input checked="" type="checkbox"/>
▪ Identify Trainer candidates	20	29	<input checked="" type="checkbox"/>
▪ Identify Candidates for program employment	3	3	<input checked="" type="checkbox"/>
▪ Evaluate Trainers	20	29	<input checked="" type="checkbox"/>
▪ Distribute PI&E materials	2,000	5,266	<input checked="" type="checkbox"/>
▪ Develop Local coalitions to reduce underage drinking and underage impaired driving	10	10	<input checked="" type="checkbox"/>
▪ Develop Twenty-four hour train-the-trainer curriculum	1	1	<input checked="" type="checkbox"/>
▪ Develop Eight hour curriculum	1	1	<input checked="" type="checkbox"/>
▪ Conduct Eight hour courses	40	40	<input checked="" type="checkbox"/>
▪ Conduct Train-the-trainer courses	2	2	<input checked="" type="checkbox"/>

**Financial Information:**

Fund Source	# Projects	Federal Funding	State Funding	Program Income	Local Match	Project Total
410 K8	1	Planned: \$291,587.05			\$97,097.24	\$388,684.29
	1	Actuals: \$280,637.75			\$113,001.01	\$393,638.76

Task: <b>Training</b>		<b>Alcohol and Other Drug Counter Measures AL - 02</b>				
Organization Name <b>Texas Transportation Institute</b>		Division TRF-TS			Project Number <b>2010-TTI-G-MYG-Yr1-0115</b>	
Title / Desc. <b>Blood Alcohol Concentration (BAC) Reporting in Texas: Improving ME Offices and County Performance</b>						
The project analyzes fatal crash data related to BAC reporting from CRIS and compares results to FARS. Includes working with local government and medical examiners to increase reporting by 20%.						
Performance Objectives						
				<u>Target</u>	<u>Actual</u>	<u>Met?</u>
▪ Produce technical memorandums/reports and provide technical assistance to TxDOT related to BAC testing				7	5	<input type="checkbox"/>
▪ Increase BAC reporting to TxDOT Traffic Records (CRIS) - According to FARS statistics				38 %	38 %	<input checked="" type="checkbox"/>
▪ Identify Texas county toxicology procedures involving testing related to BAC/Drug crashes				254	254	<input checked="" type="checkbox"/>
▪ Evaluate BAC/Drug reporting processes utilized by Medical Examiners offices in Texas				15	11	<input type="checkbox"/>
▪ Develop Process flow for BAC reporting in fatal crashes				1	1	<input checked="" type="checkbox"/>
Financial Information:						
Fund Source	# Projects	Federal Funding	State Funding	Program Income	Local Match	Project Total
410 K8	1	Planned: \$82,386.53			\$9,197.51	\$91,584.04
	1	Actuals: \$82,066.72			\$9,175.90	\$91,242.62

Task: <b>Training</b>		<b>Alcohol and Other Drug Counter Measures AL - 02</b>				
Organization Name <b>Texas Transportation Institute</b>		Division TRF-TS			Project Number <b>2010-TTI-G-MYG-Yr2-0065</b>	
Title / Desc. <b>Alcohol/Drug Expert Witness Program to Assist Prosecutors</b>						
To improve adjudication of DWI, Intoxication Assault and Intoxication Manslaughter cases through improved training for prosecutors and training of alcohol/drug expert witnesses.						
Performance Objectives						
				<u>Target</u>	<u>Actual</u>	<u>Met?</u>
▪ Train participants for the alcohol/drug expert witness training pilot program and conduct the training				15	8	<input type="checkbox"/>
▪ Evaluate pilot alcohol/drug expert witness training pilot program and make revisions as needed				1	3	<input checked="" type="checkbox"/>
Financial Information:						
Fund Source	# Projects	Federal Funding	State Funding	Program Income	Local Match	Project Total
410 K8	1	Planned: \$96,233.72			\$10,823.24	\$107,056.96
	1	Actuals: \$86,588.57			\$9,816.68	\$96,405.25

Task: <b>Training</b>		<b>Alcohol and Other Drug Counter Measures AL - 02</b>				
Organization Name <b>University of Houston/Downtown</b>		Division TRF-TS			Project Number <b>2010-UHD-G-MYG-Yr2-0120</b>	
Title / Desc. <b>Mobile Video Instructor Training Course</b>						
Police officer training course consisting of the legal and procedural use of in-car mobile video recording equipment for driving while intoxicated countermeasure.						
Performance Objectives						
				<u>Target</u>	<u>Actual</u>	<u>Met?</u>
▪ Train Train 225 Texas peace officers in 9 courses on Mobile Video Instructor Training Course				225	195	<input type="checkbox"/>
Financial Information:						
Fund Source	# Projects	Federal Funding	State Funding	Program Income	Local Match	Project Total
410 K8	1	Planned: \$144,742.65			\$194,400.00	\$339,142.65
	1	Actuals: \$143,600.13			\$238,520.00	\$382,120.13

<b>Task: Training</b>	<b>Alcohol and Other Drug Counter Measures AL - 02</b>
-----------------------	--

Organization Name <b>University of Houston/Downtown</b>	Division TRF-TS	Project Number <b>2010-UHD-G-MYG-Yr2-0155</b>
--	-----------------	--

**Title / Desc. Underage Drinking Task Force Training**

An eight-hour police officer training program designed to teach officers how to create and manage a regional underage drinking task force in their community.

Performance Objectives	<u>Target</u>	<u>Actual</u>	<u>Met?</u>
▪ Train peace officers in 10 courses on Underage Drinking Task Force Training	100	120	<input checked="" type="checkbox"/>

**Financial Information:**

Fund Source	# Projects	Federal Funding	State Funding	Program Income	Local Match	Project Total
410 K8	1	<i>Planned:</i> \$63,520.00			\$24,000.00	\$87,520.00
	1	<i>Actuals:</i> \$63,520.00			\$24,000.00	\$87,520.00

**FY 2010 Traffic Safety Funds  
Program Area Expenditure Summary**

**Alcohol and Other Drug Counter Measures**

**AL - 02**

Task	# Proj	Total	FEDERAL						MATCH			Fed. 402 to Local	
			402	405	406	408	410	2010	STATE	INCOME	LOCAL		
<b>Enforcement</b>	<i>Planned:</i>	39	\$2,961,785.87	\$1,092,943.05				\$1,254,161.19				\$614,681.63	
	<i>Actual:</i>	39	\$2,909,006.14	\$1,092,943.05				\$1,121,484.39				\$694,578.70	
<b>Evaluation</b>	<i>Planned:</i>	3	\$1,403,624.64					\$1,061,690.05				\$341,934.59	
	<i>Actual:</i>	3	\$1,284,017.87					\$884,211.15				\$399,806.72	
<b>Program Management</b>	<i>Planned:</i>	2	\$145,634.24					\$130,938.72				\$14,695.52	
	<i>Actual:</i>	2	\$120,248.38					\$108,056.17				\$12,192.21	
<b>PI&amp;E</b>	<i>Planned:</i>	39	\$12,409,060.65	\$1,147,961.64				\$5,733,639.00		\$200,000.00	\$8,750.00	\$5,318,710.01	
	<i>Actual:</i>	39	\$16,833,819.54	\$595,600.45				\$5,458,786.20		\$159,752.00		\$10,619,680.89	
<b>Training</b>	<i>Planned:</i>	9	\$3,271,844.36					\$2,348,337.29			\$27,010.00	\$896,497.07	
	<i>Actual:</i>	9	\$3,026,118.66					\$1,976,409.65				\$1,049,709.01	
<b>TOTALS:</b>	<i>Planned:</i>	92	<b>\$20,191,949.76</b>	<b>\$2,240,904.69</b>				<b>\$10,528,766.25</b>		<b>\$200,000.00</b>	<b>\$35,760.00</b>	<b>\$7,186,518.82</b>	
	<i>Actual:</i>	92	<b>\$24,173,210.59</b>	<b>\$1,688,543.50</b>				<b>\$9,548,947.56</b>		<b>\$159,752.00</b>		<b>\$12,775,967.53</b>	

**THIS PAGE INTENTIONALLY LEFT BLANK**



# Emergency Medical Services

EM - 03

## Strategies

- Increase EMS involvement in local community safety efforts
- To increase the availability of EMS training in rural and frontier areas

## Project Descriptions

<b>Task: Training</b>		<b>Emergency Medical Services EM - 03</b>
<i>Organization Name</i>	<i>Division</i> TRF-TS	<i>Project Number</i>
<b>Texas Engineering Extension Service - ESTI</b>		<b>2010-TEEXESTI-G-MYG-Yr2-0116</b>

*Title / Desc.* **Rural/Frontier EMS Education Training**

Provide education and training to rural/frontier response departments in the state of Texas. Our goal of this project is to enhance responder training in these areas, and reduce EMS response times.

<i>Performance Objectives</i>	<u>Target</u>	<u>Actual</u>	<u>Met?</u>
▪ Train Students in Continuing Education	575	2,056	☑
▪ Train Students in initial certification training for EMS Providers and Communicators	545	4,878	☑
▪ Train Students in Refresher/Recertification Classes	210	250	☑
▪ Train Participants as Instructors (continued)	115	555	☑
▪ Train Participants as Instructors	115	555	☑
▪ Maintain Student Hours	58,650	128,423	☑
▪ Maintain Rural/Frontier EMS Education website	1	12	☑
▪ Implement Health and Safety Fairs	4	4	☑
▪ Distribute Training and Recruitment Announcements	4	9	☑
▪ Develop Training and Recruitment Announcements	3	9	☑

*Financial Information:*

<i>Fund Source</i>	<i># Projects</i>	<i>Federal Funding</i>	<i>State Funding</i>	<i>Program Income</i>	<i>Local Match</i>	<i>Project Total</i>
402 EM	1	<i>Planned:</i> \$792,722.95			\$590,394.55	\$1,383,117.50
	1	<i>Actuals:</i> \$686,836.19			\$3,023,301.33	\$3,710,137.52

**FY 2010 Traffic Safety Funds  
Program Area Expenditure Summary**

**Emergency Medical Services**

**EM - 03**

Task	# Proj	Total	FEDERAL						MATCH			Fed. 402 to Local	
			402	405	406	408	410	2010	STATE	INCOME	LOCAL		
<i>Enforcement</i>													
<i>Evaluation</i>													
<i>Program Management</i>													
<i>PI&amp;E</i>													
<i>Training</i>	<i>Planned:</i>	1	\$1,383,117.50	\$792,722.95								\$590,394.55	
	<i>Actual:</i>	1	\$3,710,137.52	\$686,836.19								\$3,023,301.33	
<b>TOTALS:</b>	<i>Planned:</i>	1	<b>\$1,383,117.50</b>	<b>\$792,722.95</b>								<b>\$590,394.55</b>	
	<i>Actual:</i>	1	<b>\$3,710,137.52</b>	<b>\$686,836.19</b>								<b>\$3,023,301.33</b>	

# Motorcycle Safety

MC - 04

## Goals

- To reduce the number of motorcyclist fatalities

## Strategies

- Improve public information and education on the value of not operating a motorcycle while under the influence of alcohol and/or other drugs
- Improve public information and education on the value of wearing a helmet
- Increase enforcement of existing motorcycle helmet law for riders and passengers under 21

## Project Descriptions

Task: <b>Program Management</b>				<b>Motorcycle Safety MC - 04</b>			
Organization Name		Division		Project Number			
<b>Texas Transportation Institute</b>		TRF-TS		<b>2010-TTI-G-SYG-0063</b>			
Title / Desc. <b>Statewide Coordination of Motorcycle Safety Initiatives</b>							
Coordintate activities of the Texas Motorcycle Safety Coalition which will implement strategies to reduce motorcycle injuries and deaths in Texas							
Performance Objectives				<u>Target</u>	<u>Actual</u>	<u>Met?</u>	
▪ Coordinate activities in support the Texas Motorcycle Safety Coalition				13	16	<input checked="" type="checkbox"/>	
▪ Coordinate activities in support of the Texas Motorcycle Safety Coalition & Board				13	27	<input checked="" type="checkbox"/>	
Financial Information:							
Fund	Source	# Projects	Federal Funding	State Funding	Program Income	Local Match	Project Total
402	MC	1	Planned: \$43,341.24			\$4,847.11	\$48,188.35
		1	Actuals: \$42,274.14			\$4,729.98	\$47,004.12

Task: <b>PI&amp;E</b>				<b>Motorcycle Safety MC - 04</b>			
Organization Name		Division		Project Number			
<b>Texas Department of Transportation</b>		TRF-TS		<b>TRF-TS Motorcycle Safety Campaign</b>			
Title / Desc. <b>Motorcycle Safety Campaign</b>							
To conduct a campaign to enhance motorists awareness of motorcycle safety through public awareness, public service announcements and other outreach programs such as Share the Road.							
Project Notes							
This campaign was not implemented in FY 2010. The funds were carried forward to FY 2011.							
Financial Information:							
Fund	Source	# Projects	Federal Funding	State Funding	Program Income	Local Match	Project Total
2010	K6	1	Planned: \$738,767.00				\$738,767.00
			Actuals:				

<b>Task: Training</b>	<b>Motorcycle Safety MC - 04</b>
-----------------------	----------------------------------

Organization Name <b>Texas Transportation Institute</b>	Division TRF-TS	Project Number <b>2010-TTI-G-SYG-0064</b>
--	-----------------	--

Title / Desc. **Texas Law Enforcement Motorcycle Safety Awareness and Enforcement Training Course: Curriculum**

The project involves developing a curriculum for law enforcement training course to increase awareness about motorcycle safety issues to reduce motorcycle crashes, injuries & deaths.

Performance Objectives	<u>Target</u>	<u>Actual</u>	<u>Met?</u>
▪ Develop curriculum for the Texas Law Enforcement Motorcycle Safety Awareness & Enforcement Training Course	1	4	<input checked="" type="checkbox"/>
▪ Develop curriculum for Texas Law Enforcement Motorcycle Training Course	1	3	<input checked="" type="checkbox"/>

**Financial Information:**

Fund Source	# Projects	Federal Funding	State Funding	Program Income	Local Match	Project Total
402 MC	1	<i>Planned:</i> \$177,886.64			\$19,945.15	\$197,831.79
	1	<i>Actuals:</i> \$165,793.54			\$18,616.15	\$184,409.69

**FY 2010 Traffic Safety Funds  
Program Area Expenditure Summary**

**Motorcycle Safety**

**MC - 04**

Task	# Proj	Total	FEDERAL						MATCH			Fed. 402 to Local	
			402	405	406	408	410	2010	STATE	INCOME	LOCAL		
<i>Enforcement</i>													
<i>Evaluation</i>													
<i>Program Management</i>	<i>Planned:</i>	1	\$48,188.35	\$43,341.24								\$4,847.11	
	<i>Actual:</i>	1	\$47,004.12	\$42,274.14								\$4,729.98	
<i>PI&amp;E</i>	<i>Planned:</i>	1	\$738,767.00						\$738,767.00				
	<i>Actual:</i>												
<i>Training</i>	<i>Planned:</i>	1	\$197,831.79	\$177,886.64								\$19,945.15	
	<i>Actual:</i>	1	\$184,409.69	\$165,793.54								\$18,616.15	
<b>TOTALS:</b>	<i>Planned:</i>	3	<b>\$984,787.14</b>	<b>\$221,227.88</b>					<b>\$738,767.00</b>			<b>\$24,792.26</b>	
	<i>Actual:</i>	2	<b>\$231,413.81</b>	<b>\$208,067.68</b>								<b>\$23,346.13</b>	

**THIS PAGE INTENTIONALLY LEFT BLANK**

## Occupant Protection

OP - 05

### Goals

- To increase occupant restraint use in all passenger vehicles and trucks

### Strategies

- *Concentrate efforts on historically low use populations*
- *Increase EMS/fire department involvement in CPS fitting stations*
- *Increase enforcement of occupant protection laws*
- *Increase intervention efforts by healthcare professionals, teachers, and all safety advocates*
- *Increase judges' and prosecutors' awareness of safety belt misuse*
- *Increase occupant protection education and training for law enforcement and judges*
- *Increase public information and education campaigns*
- *Increase retention of child passenger safety (CPS) instructors*
- *Increase training opportunities for CPS instructors*
- *Maintain CPS seat distribution programs for low income families*

### Project Descriptions

<b>Task: Enforcement</b>	<b>Occupant Protection OP - 05</b>
--------------------------	------------------------------------

*Organization Name* **Texas Department of Transportation**      *Division* TRF-TS      *Project Number* **TRF-TS CIOT Incentives**

**Title / Desc. Click It Or Ticket Incentive Project**

*Coordinate and conduct a CIOT Incentive Project during the Memorial Day Holiday period. The Incentive Project will recruit law enforcement agencies to volunteer their enforcement and earned media efforts during the mobilization.*

<i>Participating Organizations</i>	<i>Project #</i>
Bexar County Constable Office Pct. 4	2010-BexarPR4-INC-CIOT-00025
City of Alamo Heights - Police Department	2010-INC-CIOT-AlamoHPD-00017
City of Bay City	2010-INC-CIOT-BayCityPD-00001
City of Cockrell Hill - Police Department	2010-INC-CIOT-CockrelPD-00014
City of Cockrell Hill - Police Department	2010-INC-CIOT-CockrelPD-00015
Ellis County Constable PCT4	2010-INC-CIOT-EllisCoPct4-00012
City of Florence	2010-INC-CIOT-Florence PD-00002
City of Floresville Police Department	2010-INC-CIOT-FloresvPD-00010
City of Hempstead - Police Department	2010-INC-CIOT-HempsteadPD-00003
City of Hidalgo - Police Department	2010-INC-CIOT-HidalgoPD-00004
City of Houston - ISD Police Department	2010-INC-CIOT-HoustISDPD-00018
City of Jasper - Police Department	2010-INC-CIOT-JasperPD-00005
Llano County Sheriff's Office	2010-INC-CIOT-LlanoCoSO-00013
City of Magnolia - Police Department	2010-INC-CIOT-MagnoliaPD-00011
Sam Houston State University	2010-INC-CIOT-SHSU-00008
City of Southside - ISD Police Department	2010-INC-CIOT-SouthSide ISDPD-00016
City of Spearman - Police Department	2010-INC-CIOT-spearmpd-00006
Spring Branch - ISD Police Dept.	2010-INC-CIOT-SpringISDPD-00019
University of North Texas Health Science Center PD	2010-INC-CIOT-UNTHSCPD-00009
City of Wills Point	2010-INC-CIOT-WillsPoint-00007
Highland Park Department of Public Safety	2010-INC-HPDPS-00023
City of Sansom Park - Police Department	2010-INC-SansomPD-00020
City of Taylor - Police Department	2010-INC-Taylor PD-00022
City of Wharton - Police Department	2010-INC-WhartonPD-00021
City of Seagoville - Police Department	2010-SeagovillePD-INC-CIOT-00024
City of Southside - ISD Police Department	2010-SouthSide ISDPD-INC-CIOT-00027

**Financial Information:**

<i>Fund</i>	<i>Source</i>	<i># Projects</i>		<i>Federal Funding</i>	<i>State Funding</i>	<i>Program Income</i>	<i>Local Match</i>	<i>Project Total</i>
406	K4OP	28	<i>Planned:</i>	\$73,000.00				\$73,000.00
		26	<i>Actuals:</i>	\$67,786.18			\$7,836.43	\$75,622.61



**Task: Enforcement** **Occupant Protection OP - 05**

Organization Name **Texas Department of Transportation** Division **TRF-TS** Project Number **TRF-TS CIOT STEP**

**Title / Desc. STEP - Click It Or Ticket Mobilization**

Federal funds will be used for increased enforcement of occupant protection laws in May 2010 through Click It or Ticket (CIOT) STEP grants.

Performance Objectives	Target	Actual	Met?
▪ Execute STEPs with at least 65 local communities throughout the state	1	1	<input checked="" type="checkbox"/>
▪ Compile statewide results and report to NHTSA within 30 days of the mobilization conclusion	1	1	<input checked="" type="checkbox"/>
▪ Collect pre and post observational surveys from each participating agency to evaluate the results of the campaign	1	1	<input checked="" type="checkbox"/>
▪ Collect earned media activities from each participating agency pre and post campaign	1	1	<input checked="" type="checkbox"/>

**Performance Measures**

Other citations	29,697
CMV Speed citations	1
Community events	247
DUI Minor arrests/citations	3
DWI arrests	140
HMV citations	943
ITC citations	1,158
Child Safety Seat citations	10,159
Other arrests	1,902
STEP Enforcement Hours	36,404
Presentations conducted	212
Public information and education materials distributed	74,126
Public information and education materials produced	34,071
Safety Belt citations	61,937
Safety Belt citations Age 16 thru 20	4,619
Speed citations	4,392
Media exposures	302

**Project Notes**

The above performance measures include CIOT and TEEN CIOT

Participating Organizations	Project #
City of Amarillo Police Department	2010-AmarilloPD-CIOT-00048
City of Austin - Police Department	2010-AustinPD-CIOT-00053
City of Brownsville - Police Department	2010-BrownsPD-CIOT-00056
Cameron County Sheriff's Office	2010-CameronCo-CIOT-00057
City of Corpus Christi Police Department	2010-CorpusPD-CIOT-00060
City of Denton	2010-DentonPD-CIOT-00039
El Paso County Sheriff's Office	2010-EIPasoCO-CIOT-00061
City of El Paso	2010-EIPasoPD-CIOT-00062
County of Galveston (Sheriff's Office)	2010-GalCOSO-CIOT-00045
City of Galveston	2010-Galveston-CIOT-00036
City of Harlingen Police Department	2010-Harlinge-CIOT-00046
City of Killeen - Police Department Headquarters	2010-KilleenPD-CIOT-00043
City of Laredo	2010-LaredoPD-CIOT-00033
City of Lewisville	2010-LewisvPD-CIOT-00055
City of Longview Police Department	2010-LongviPD-CIOT-00058
City of Lubbock Police Department	2010-Lubbock PD-CIOT-00040

City of McKinney	2010-McKinney-CIOT-00035
Montgomery County Sherrifs Office	2010-MontgoSO-CIOT-00037
City of Pasadena	2010-PasadePD-CIOT-00031
City of Plano	2010-PlanoPD-CIOT-00047
City of San Angelo	2010-SanAngeloPD-CIOT-00050
City of Sherman - Police Department	2010-ShermanPD-CIOT-00051
City of Sugar Land	2010-Sugarland-CIOT-00041
City of Tyler	2010-Tyler PD-CIOT-00049
City of Victoria - Police Department	2010-VictoriaPD-CIOT-00030
City of Waco	2010-WacoPD-CIOT-00034
City of Wichita Falls Police Department	2010-WichitaPD-CIOT-00032

*Financial Information:*

<i>Fund Source</i>	<i># Projects</i>		<i>Federal Funding</i>	<i>State Funding</i>	<i>Program Income</i>	<i>Local Match</i>	<i>Project Total</i>
402 OP	29	<i>Planned:</i>	\$385,212.86			\$5,399.85	\$390,612.71
	27	<i>Actuals:</i>	\$284,948.79			\$4,062.83	\$289,011.62

---

<b>Task: Enforcement</b>	<b>Occupant Protection OP - 05</b>
--------------------------	------------------------------------

Organization Name **Texas Department of Transportation** Division TRF-TS Project Number **TRF-TS CIOT TEEN STEP**

**Title / Desc. STEP - Click It Or Ticket TEEN Mobilization**

CIOT STEPs in select counties participated in the NHTSA Region 6 demonstration project to increase teen safety belt usage during 3 emphasis periods, October 2009, February 2010 and May 2010

Participating Organizations	Project #
City of Arlington	2010-Arlington-CIOT-00005
Bexar County Sheriff's Office	2010-BexarCoSO-CIOT-00017
City of Cedar Hill	2010-CedarPD-CIOT-00022
City of Dallas - Police Department	2010-Dallas-CIOT-00014
City of Euless Police Department	2010-Euless-CIOT-00013
City of Fort Worth	2010-Fortworth-CIOT-00002
City of Garland	2010-GarlandPD-CIOT-00021
City of Grand Prairie	2010-GrandPra-CIOT-00004
Harris County Constable Precinct 4	2010-Harris4-CIOT-00026
Harris County Constable Precinct 7	2010-HarrisP7-CIOT-00001
City of Houston - Police Department	2010-HoustonPD-CIOT-00027
City of Irving	2010-Irving-CIOT-00020
City of Jacinto City	2010-JacintPD-CIOT-00024
City of Lancaster - Police Department	2010-LancasterPD-CIOT-00006
City of La Porte Police Department	2010-LaPorte-CIOT-00025
City of McAllen Police Department	2010-McAllenPD-CIOT-00010
City of Mesquite	2010-Mesquite-CIOT-00007
City of Mission Police Department	2010-Mission-CIOT-00015
City of North Richland Hills	2010-NRichland-CIOT-00023
City of Pharr	2010-PharrPD-CIOT-00012
City of Rowlett - Police Department	2010-Rowlet PD-CIOT-00009
City of San Antonio - Police Department	2010-SanAntPD-CIOT-00016
City of San Juan Police Department	2010-SanJuanPD-CIOT-00011
City of Schertz - Police Department	2010-SchertzPD-CIOT-00008
City of University Park	2010-UniParkPD-CIOT-00019
City of Universal City - Police Dept	2010-Universal City PD-CIOT-00018

**Financial Information:**

Fund	Source	# Projects	Federal Funding	State Funding	Program Income	Local Match	Project Total
406	K4OP	26	Planned: \$1,328,671.26			\$9,073.34	\$1,337,744.60
		26	Actuals: \$1,074,880.44			\$15,446.88	\$1,090,327.32

<b>Task: Evaluation</b>				<b>Occupant Protection OP - 05</b>				
Organization Name				Division TRF-TS		Project Number		
<b>Texas Transportation Institute</b>						<b>2010-TTI-G-MYG-Yr1-0011</b>		
Title / Desc. <b>OP Observational Surveys</b>								
Conduct a statewide survey of front seat occupant restraint use in accordance with the National Highway Traffic Safety Administration (NHTSA) Uniform Criteria. Conduct 3 special population surveys.								
Performance Objectives				<u>Target</u>	<u>Actual</u>	<u>Met?</u>		
▪ Conduct survey of occupant restraint use among school age children (5-16 years old) in 18 Texas cities				1	14	<input checked="" type="checkbox"/>		
▪ Conduct survey of front seat occupant restraint use in 18 Texas cities				1	2	<input checked="" type="checkbox"/>		
▪ Conduct survey of child restraint use in 14 Texas cities				1	3	<input checked="" type="checkbox"/>		
▪ Conduct statewide survey in 22 Texas counties using survey sampling and protocol that is certified by NHTSA				1	1	<input checked="" type="checkbox"/>		
Financial Information:								
Fund	Source	#	Projects	Federal Funding	State Funding	Program Income	Local Match	Project Total
406	K4OP	1	Planned:	\$304,344.71			\$34,125.05	\$338,469.76
		1	Actuals:	\$280,981.76			\$31,573.40	\$312,555.16

<b>Task: Evaluation</b>				<b>Occupant Protection OP - 05</b>				
Organization Name				Division TRF-TS		Project Number		
<b>Texas Transportation Institute</b>						<b>2010-TTI-G-MYG-Yr2-0209</b>		
Title / Desc. <b>Increasing Nighttime Safety Belt Use</b>								
Increase enforcement of occupant protection laws; increase public information and education campaigns; concentrate efforts on historically low use populations.								
Performance Objectives				<u>Target</u>	<u>Actual</u>	<u>Met?</u>		
▪ Evaluate Texas cities for the effectiveness of increased nighttime enforcement of safety belt law during CIOT				10	27	<input checked="" type="checkbox"/>		
Financial Information:								
Fund	Source	#	Projects	Federal Funding	State Funding	Program Income	Local Match	Project Total
406	K4OP	1	Planned:	\$78,122.52			\$8,970.89	\$87,093.41
		1	Actuals:	\$62,371.76			\$7,195.51	\$69,567.27

<b>Task: Evaluation</b>				<b>Occupant Protection OP - 05</b>				
Organization Name				Division TRF-TS		Project Number		
<b>Texas Transportation Institute</b>						<b>2010-TTI-G-SYG-0065</b>		
Title / Desc. <b>Click It or Ticket/Teen Evaluation</b>								
TTI will conduct surveys of safety belt use before, during, and after the increased enforcement period in 10 of Texas' largest cities and 5 counties focusing on teen use and awareness.								
Performance Objectives				<u>Target</u>	<u>Actual</u>	<u>Met?</u>		
▪ Evaluate TX counties for the effectiveness of increased enforcement & media outreach to teens w/CIOT efforts				5	15	<input checked="" type="checkbox"/>		
▪ Conduct surveys to evaluate the Click It Or Ticket Campaign				3	3	<input checked="" type="checkbox"/>		
Financial Information:								
Fund	Source	#	Projects	Federal Funding	State Funding	Program Income	Local Match	Project Total
406	K4OP	1	Planned:	\$80,000.00			\$8,922.72	\$88,922.72
		1	Actuals:	\$77,002.82			\$8,593.17	\$85,595.99

<b>Task: PI&amp;E</b>	<b>Occupant Protection OP - 05</b>
-----------------------	------------------------------------

Organization Name **Hillcrest Baptist Medical Center-HHS** District WAC Project Number **2010-HHS-G-SYG-0012**

**Title / Desc. KidSafe Program**

The KidSafe Program will provide educational opportunities to parents and caregivers of small children on child passenger safety, as well as children in and around vehicles.

Performance Objectives	<u>Target</u>	<u>Actual</u>	<u>Met?</u>
▪ Distribute child passenger safety educational packets to the service area	4,500	9,400	☑
▪ Conduct safety belt/child safety seat observational surveys throughout service area (1 in each county)	9	9	☑
▪ Conduct or participate in child safety seat check-up events throughout the service area	20	25	☑
▪ Conduct CPS educational presentations to parents/care givers of children throughout service area	97	180	☑
▪ Conduct CPS educational presentations to youth between ages 4-15 throughout the service area	111	241	☑
▪ Conduct scheduled fitting station duties at approved locations throughout the service area	125	733	☑
▪ Coordinate CEU class for a total of 8 certified child passenger safety Technicians throughout the service area	1	1	☑
▪ Coordinate educational efforts with Bell County Safety Initiative Program throughout Bell County	1	2	☑
▪ Develop group listserve on the internet for local CPS Technicians throughout the service area	1	1	☑
▪ Assist events within one or more contiguous counties of the service area	5	5	☑
▪ Distribute child safety seats to families throughout the service area	500	932	☑
▪ Train child passenger safety technicians	15	33	☑
▪ Establish relationships with a minimum of 4 contiguous counties of the service area	4	4	☑
▪ Evaluate participants to assess misuse rate and increased awareness	200	121	☐
▪ Maintain database to record and store collected information on child passenger safety from the service area	1	1	☑
▪ Maintain Kidsafe CPS education and information website	1	1	☑
▪ Maintain CPS educational display areas throughout the service area	30	35	☑
▪ Participate child safety seat check-up events hosted by the Bell County Safety Initiative Program	2	2	☑
▪ Participate community health and safety fairs throughout the service area	10	32	☑
▪ Provide law enforcement personnel training in occupant safety and enforcement of safety seat laws	75	116	☑
▪ Provide educational packets to persons identified by the "Please Be Seated" Campaign	225	269	☑
▪ Distribute Newsletters to CPS technicians and volunteers throughout the service area	4	4	☑

**Financial Information:**

Fund Source	# Projects	Federal Funding	State Funding	Program Income	Local Match	Project Total
406 K4OP	1	Planned: \$193,784.35			\$77,191.32	\$270,975.67
	1	Actuals: \$191,855.33			\$134,110.99	\$325,966.32

Task: **PI&E** Occupant Protection **OP - 05**

Organization Name **Scott and White Memorial Hospital** District WAC Project Number  
**2010-ScottWhi-G-MYG-Yr2-0272**

Title / Desc. **Bell County Child Safety Initiative**

Scott & White will start a Bell County Child Safety Initiative Program through hiring a Community Coordinator. The Coordinator will conduct classes and asses car seat needs in low income families.

Performance Objectives	<u>Target</u>	<u>Actual</u>	<u>Met?</u>
▪ Provide classes for Fire Department/EMS services in Bell County	4	4	<input checked="" type="checkbox"/>
▪ Coordinate educational efforts with Kids Safe throughout Bell County	1	4	<input checked="" type="checkbox"/>
▪ Conduct education classes for parents/caregivers	45	51	<input checked="" type="checkbox"/>
▪ Conduct passenger safety classes for Bell County elementary, preschool and Head Start students	30	45	<input checked="" type="checkbox"/>
▪ Conduct individual education sessions for caregivers	25	49	<input checked="" type="checkbox"/>
▪ Conduct child passenger safety community education (health/education fairs, etc)	10	38	<input checked="" type="checkbox"/>
▪ Conduct scheduled fitting station duties at an approved location in Bell County	6	10	<input checked="" type="checkbox"/>
▪ Conduct CPS check up events	4	4	<input checked="" type="checkbox"/>
▪ Conduct classes for Scott & White medical personnel	4	14	<input checked="" type="checkbox"/>
▪ Assist child passenger safety education events in contiguous counties	2	4	<input checked="" type="checkbox"/>

**Financial Information:**

Fund	Source	#	Projects	Federal Funding	State Funding	Program Income	Local Match	Project Total
406	K4OP	1	Planned:	\$56,308.00			\$7,100.00	\$63,408.00
		1	Actuals:	\$50,684.76			\$24,933.44	\$75,618.20

<b>Task: PI&amp;E</b>	<b>Occupant Protection OP - 05</b>
-----------------------	------------------------------------

Organization Name **Texans In Motion** District AUS Project Number **2010-TIM-G-MYG-Yr2-0262**

**Title / Desc. Kids In Safety Seats**

To educate caregivers on proper installation/use of child safety seats (CSS) via events/programs/educational materials. CSSs provided to children who arrive in unsafe seats or unrestrained to events.

Performance Objectives	Target	Actual	Met?
▪ Update and distribute 2000 Kids In Safety Seats CPS Pocket Guides	1	3,001	<input checked="" type="checkbox"/>
▪ Update and distribute 2000 Kids In Safety Seats Brochures	1	25,763	<input checked="" type="checkbox"/>
▪ Provide 700 child safety seats during inspection activities throughout the grant counties	700	1,279	<input checked="" type="checkbox"/>
▪ Participate in a minimum of 18 community/school PI&E events throughout the grant counties	18	24	<input checked="" type="checkbox"/>
▪ Increase community, law enforcement agencies/judicial support/involvement in CPS in target counties	6	31	<input checked="" type="checkbox"/>
▪ Establish a minimum of 1 fitting station in a rural grant county	1	2	<input checked="" type="checkbox"/>
▪ Educate 5,000 persons on child passenger safety/correct child safety seat use in grant counties	5,000	6,332	<input checked="" type="checkbox"/>
▪ Conduct 2,000 occupant restraint use surveys of adults/children throughout grant counties	2,000	129	<input type="checkbox"/>
▪ Conduct a minimum of 40 child safety seat fitting stations throughout grant counties	40	63	<input checked="" type="checkbox"/>
▪ Conduct a minimum of 11 child safety seat inspections throughout grant counties	11	41	<input checked="" type="checkbox"/>
▪ Conduct 1 32 Hour NHTSA Child Passenger Safety Course to a minimum of 10 persons with 4-5 per instructor and	1	1	<input checked="" type="checkbox"/>
▪ Attend CPS updates/trainings (4) and review printed updates (4) throughout the year	8	15	<input checked="" type="checkbox"/>
▪ Assist with a minimum of 24 inspection events (check-ups/fitting stations) in grant counties	24	16	<input type="checkbox"/>
▪ Assist with 2 inspection events in counties contiguous to grant project counties upon request	2	0	<input type="checkbox"/>

**Financial Information:**

Fund Source	# Projects	Federal Funding	State Funding	Program Income	Local Match	Project Total
402 OP	1	Planned: \$157,834.93			\$49,473.00	\$207,307.93
	1	Actuals: \$136,906.80			\$86,566.58	\$223,473.38

<b>Task: PI&amp;E</b>	<b>Occupant Protection OP - 05</b>
-----------------------	------------------------------------

Organization Name **Texas AgriLife Extension Service** Division **TRF-TS** Project Number **2010-Texas Ag-G-MYG-Yr2-0136**

**Title / Desc. Passenger Safety**

A program to increase safety belt and child restraint use among historically low use populations in Texas through the use of trainings, checkup events, fitting stations and educational programming.

Performance Objectives	Target	Actual	Met?
▪ Establish New Fitting Station at EMS/Fire Dept. and maintain existing fitting stations	1	4	☑
▪ Conduct Annual 4-H Round-up Safety Contest for teens,grades 9-12 , to promote occ. protec	1	1	☑
▪ Conduct National Child Passenger Safety Technician Trainings	2	3	☑
▪ Conduct Operation Kids classes for law enforcement	6	7	☑
▪ Conduct Child safety seat checkup events in historically low-usage communities	9	31	☑
▪ Conduct Programs on occupant protection	25	33	☑
▪ Conduct Child safety seat inspections at checkup events, fitting stations & individual appoint	925	2,755	☑
▪ Develop Online Update Course for technicians	1	1	☑
▪ Distribute Child safety seats as replacements when needed at checkups, fitting stations, appoint	850	1,820	☑
▪ Conduct 8-hour Technician Renewal Training (if curriculum available) or an 4-Hour Technician Update	1	1	☑
▪ Educate Participants on the importance of safety belts using project Rollover Convincers	20,000	26,932	☑
▪ Support Educational programs on occupant protection	130	212	☑
▪ Maintain Technician Mentor Program to help Extension trained techs stay certified	1	1	☑
▪ Maintain Website at <a href="http://buckleup.tamu.edu">http://buckleup.tamu.edu</a> where parents can locate a local certified technician in Texas	1	1	☑
▪ Provide Educational program for certified technicians to present to local Head Start families and staff	1	1	☑
▪ Provide Educational program for use by certified technicians to educate parents at prenatal classes	1	1	☑
▪ Provide Texas Municipal Judges Education Ctr. trainings with CPS awareness exhibit & resources	3	3	☑
▪ Provide Child care conferences with information on an online introductory course on child safety seats	12	16	☑
▪ Provide Rural/suburban employers with information on traffic safety campaigns to distribute to employees	24	224	☑
▪ Provide Agents and/or safety advocates with resources to promote safety belt usage in pickup trucks	65	79	☑
▪ Distribute Public information and education (PI&E) resources to support grant efforts	50,000	91,116	☑

**Financial Information:**

Fund	Source	# Projects	Federal Funding	State Funding	Program Income	Local Match	Project Total
405	K2	1	Planned: \$252,411.03			\$110,135.11	\$362,546.14
		1	Actuals: \$248,606.71			\$259,773.92	\$508,380.63



Task: **PI&E** Occupant Protection **OP - 05**

Organization Name **Texas Children's Hospital** District HOU Project Number **2010-TCH-G-SYG-0215**

**Title / Desc. Increasing Child Restraint Use in Greater Houston**

*This project will increase child restraint use in the Greater Houston area through community education, assistance with installation of car seats, and distribution of seats to low income families.*

Performance Objectives	<u>Target</u>	<u>Actual</u>	<u>Met?</u>
▪ Train New Certified Child Passenger Safety Technicians	40	45	☑
▪ Teach CPS technicians about new products and skills through CEU and specialized training classes	120	132	☑
▪ Educate Law enforcement personnel and/or judges about current child occupant protection laws	50	55	☑
▪ Distribute Educational materials on child passenger safety in the community	1,000,000	19,745	☐
▪ Distribute Educational materials on child passenger safety in the community	100,000	96,014	☐
▪ Distribute Child restraint systems to low-income & at-risk families at inspection stations and events	1,050	1,276	☑
▪ Coordinate Media exposures about child passenger safety issues	48	57	☑
▪ Coordinate Community car seat check up events	18	44	☑
▪ Conduct Child safety seat inspections at our network of inspection station sites	3,150	3,397	☑
▪ Conduct Car seat checks at community car seat check up events	850	856	☑
▪ Conduct Booster seat safety presentations for children	12	13	☑
▪ Conduct Booster seat education classes for parents and caregivers	6	63	☑
▪ Conduct 32-hour NHTSA Child Passenger Safety Technician training courses	2	3	☑

**Financial Information:**

Fund Source	# Projects	Federal Funding	State Funding	Program Income	Local Match	Project Total
402 OP	1	<i>Planned:</i> \$150,090.89		\$10,000.00	\$148,068.11	\$308,159.00
	1	<i>Actuals:</i> \$134,582.22			\$291,438.31	\$426,020.53

**Task: PI&E** **Occupant Protection OP - 05**

Organization Name **Texas Department of State Health Services** Division TRF-TS Project Number **2010-TDSHS-G-MYG-Yr1-0114**

Title / Desc. **Statewide Child Passenger Safety Education and Distribution Program**

Conduct a statewide child passenger safety (CPS) program, including child seat education and distribution, CPS technician training and retention, and coordination of CPS services.

Performance Objectives	Target	Actual	Met?
▪ Implement Middle school interventions for pre-teens	5	1	<input type="checkbox"/>
▪ Assist Click It or Ticket Promotion & CPS Week in Texas	2	2	<input checked="" type="checkbox"/>
▪ Assist Community organizations with child seat checkups or inspection stations	15	16	<input checked="" type="checkbox"/>
▪ Conduct Training sessions for Distribution Program partner agencies	8	12	<input checked="" type="checkbox"/>
▪ Conduct Child seat checkup events	12	21	<input checked="" type="checkbox"/>
▪ Conduct Child seat inspection stations	12	12	<input checked="" type="checkbox"/>
▪ Conduct Educational presentations to 350 children and adults regarding occupant protection	35	36	<input checked="" type="checkbox"/>
▪ Coordinate Child seats for subgrantee partners	2,800	5,255	<input checked="" type="checkbox"/>
▪ Assist Community organizations with CPS workshops	1	3	<input checked="" type="checkbox"/>
▪ Enroll Texans Saved by the Belt members	20	46	<input checked="" type="checkbox"/>
▪ Train Students to be technicians via conducting CPS technician workshops	80	80	<input checked="" type="checkbox"/>
▪ Maintain Ongoing child seat distribution and education programs	60	83	<input checked="" type="checkbox"/>
▪ Manage CPS Advisory Committee meetings	4	4	<input checked="" type="checkbox"/>
▪ Manage CPS website updates	12	16	<input checked="" type="checkbox"/>
▪ Provide Technician recertification incentive program	200	207	<input checked="" type="checkbox"/>
▪ Provide Telephone technical assistance and/or referral to distribution programs	4,000	13,399	<input checked="" type="checkbox"/>
▪ Provide Educational or promotional pieces	300,000	306,926	<input checked="" type="checkbox"/>
▪ Train Technicians with update classes or former technicians with renewal classes	60	102	<input checked="" type="checkbox"/>
▪ Create New child seat distribution and education programs	20	15	<input type="checkbox"/>

**Financial Information:**

Fund Source	# Projects	Federal Funding	State Funding	Program Income	Local Match	Project Total
405 K2	1	Planned: \$1,100,000.00			\$739,498.00	\$1,839,498.00
	1	Actuals: \$1,045,517.45			\$996,973.00	\$2,042,490.45

**Task: PI&E** **Occupant Protection OP - 05**

Organization Name **ThinkStreet** Division TRF-TS Project Number **2010-ThinkSt-G-SYG-0310**

Title / Desc. **Click It or Ticket Teen Demo**

Support CIOT Teen demo project with outreach to schools in participating counties during October, February, and May.

Performance Objectives	Target	Actual	Met?
▪ Create CIOT Teen Demo project with community outreach efforts and paid media efforts during May	1	0	<input type="checkbox"/>
▪ Create CIOT Teen Demo project with community outreach efforts and paid media efforts during February	1	0	<input type="checkbox"/>
▪ Assist CIOT Teen Demo project with community outreach efforts and paid media efforts	1	2	<input checked="" type="checkbox"/>

**Financial Information:**

Fund Source	# Projects	Federal Funding	State Funding	Program Income	Local Match	Project Total
406 K4OP	1	Planned: \$900,000.00			\$1,872,158.00	\$2,772,158.00
	1	Actuals: \$919,627.14			\$2,352,150.00	\$3,271,777.14

<b>Task: PI&amp;E</b>				<b>Occupant Protection OP - 05</b>				
<i>Organization Name</i> <b>ThinkStreet</b>			<i>Division</i> TRF-TS		<i>Project Number</i> <b>2010-ThinkSt-G-SYG-0324</b>			
<i>Title / Desc.</i> <b>Buckle em up. Buckle em right.</b>								
<i>A statewide child passenger safety campaign with media targeting to high non-compliance markets.</i>								
<i>Performance Objectives</i>				<u>Target</u>	<u>Actual</u>	<u>Met?</u>		
▪ Purchase flight of paid media for TV and radio				1	1	<input checked="" type="checkbox"/>		
▪ Coordinate deskside briefings during CPS week				6	1	<input type="checkbox"/>		
<i>Financial Information:</i>								
<i>Fund</i>	<i>Source</i>	<i># Projects</i>		<i>Federal Funding</i>	<i>State Funding</i>	<i>Program Income</i>	<i>Local Match</i>	<i>Project Total</i>
2011	K3	1	<i>Planned:</i>	\$300,000.00			\$1,204,928.00	\$1,504,928.00
		1	<i>Actuals:</i>	\$296,803.91			\$1,621,782.00	\$1,918,585.91

<b>Task: PI&amp;E</b>				<b>Occupant Protection OP - 05</b>				
<i>Organization Name</i> <b>University Medical Center of El Paso</b>			<i>District</i> ELP		<i>Project Number</i> <b>2010-Thomason-G-SYG-0175</b>			
<i>Title / Desc.</i> <b>El Paso County Occupant Protection Program</b>								
<i>The goal of the El Paso County Occupant Protection Program is to educate families in El Paso County about safety and restraint use in vehicles.</i>								
<i>Performance Objectives</i>				<u>Target</u>	<u>Actual</u>	<u>Met?</u>		
▪ Educate Community agencies that transport children				8	89	<input checked="" type="checkbox"/>		
▪ Educate Municipal Judges about "I Drive Safely" Program				5	5	<input checked="" type="checkbox"/>		
▪ Distribute Educational materials to Pediatric/Family clinics				4,000	4,500	<input checked="" type="checkbox"/>		
▪ Conduct CPS Inspection Events				55	53	<input type="checkbox"/>		
▪ Conduct Child Safety Seat and Seat Belt Offender Program Classes				24	24	<input checked="" type="checkbox"/>		
▪ Conduct Madrina-Padrino Traffic Safety Program Classes				10	19	<input checked="" type="checkbox"/>		
▪ Conduct Educational classes for teen parents/ Headstart families				10	19	<input checked="" type="checkbox"/>		
▪ Conduct CPS training courses				3	3	<input checked="" type="checkbox"/>		
<i>Financial Information:</i>								
<i>Fund</i>	<i>Source</i>	<i># Projects</i>		<i>Federal Funding</i>	<i>State Funding</i>	<i>Program Income</i>	<i>Local Match</i>	<i>Project Total</i>
402	OP	1	<i>Planned:</i>	\$71,237.00			\$74,361.84	\$145,598.84
		1	<i>Actuals:</i>	\$70,064.40			\$75,435.53	\$145,499.93

**FY 2010 Traffic Safety Funds  
Program Area Expenditure Summary**

**Occupant Protection**

**OP - 05**

Task	# Proj	Total	FEDERAL						MATCH			Fed. 402 to Local	
			402	405	406	408	410	2011	STATE	INCOME	LOCAL		
<b>Enforcement</b>	<i>Planned:</i>	83	\$1,801,357.31	\$385,212.86		\$1,401,671.26						\$14,473.19	\$385,212.86
	<i>Actual:</i>	79	\$1,454,961.55	\$284,948.79		\$1,142,666.62						\$27,346.14	<b>\$284,948.79</b>
<b>Evaluation</b>	<i>Planned:</i>	3	\$514,485.89			\$462,467.23						\$52,018.66	
	<i>Actual:</i>	3	\$467,718.42			\$420,356.34						\$47,362.08	
<b>Program Management</b>													
<b>PI&amp;E</b>	<i>Planned:</i>	11	\$12,074,579.58	\$379,162.82	\$2,152,411.03	\$2,550,092.35			\$300,000.00		\$10,000.00	\$6,682,913.38	\$629,255.17
	<i>Actual:</i>	11	\$17,897,013.61	\$341,553.42	\$2,094,124.16	\$2,556,762.82			\$296,803.91			\$12,607,769.30	<b>\$584,093.51</b>
<b>Training</b>													
<b>TOTALS:</b>	<i>Planned:</i>	97	<b>\$14,390,422.78</b>	<b>\$764,375.68</b>	<b>\$2,152,411.03</b>	<b>\$4,414,230.84</b>			<b>\$300,000.00</b>		<b>\$10,000.00</b>	<b>\$6,749,405.23</b>	\$385,212.86
	<i>Actual:</i>	93	<b>\$19,819,693.58</b>	<b>\$626,502.21</b>	<b>\$2,094,124.16</b>	<b>\$4,119,785.78</b>			<b>\$296,803.91</b>			<b>\$12,682,477.52</b>	<b>\$284,948.79</b>

## Pedestrian / Bicycle Safety

PS - 06

### Goals

- To reduce the number of motor vehicle-related pedestrian and bicyclist fatalities

### Strategies

- *Improve bicycle crash data*
- *Improve data collection on pedestrian injuries and fatalities*
- *Improve identification of problem areas for pedestrians*
- *Improve pedestrian "walkability" of roads and streets*
- *Improve public education and information on pedestrians and "safe walking"*
- *Increase enforcement of traffic laws about bicycle right of way*
- *Increase motorist awareness for sharing the road with bicyclists*
- *Increase public information and education efforts on the use of safety equipment*

### Project Descriptions

Task: **PI&E** Pedestrian / Bicycle Safety PS - 06

Organization Name **Hillcrest Baptist Medical Center-HHS** District WAC Project Number  
**2010-HHS-G-SYG-0250**

Title / Desc. **GENERATIONS in MOTION**

To provide Bicycle and Pedestrian Safety education to all community members throughout Bell, Bosque, Coryell, Falls, Hill, Limestone and McLennan counties.

Performance Objectives	<u>Target</u>	<u>Actual</u>	<u>Met?</u>
▪ Distribute self report surveys throughout the local service area	1,500	1,728	<input checked="" type="checkbox"/>
▪ Attend Health fairs and/or safety fairs throughout the seven county service area	8	28	<input checked="" type="checkbox"/>
▪ Conduct Observational studies throughout the local service area	28	23	<input type="checkbox"/>
▪ Conduct Educational presentation on Pedestrian Safety to youth	36	209	<input checked="" type="checkbox"/>
▪ Conduct Educational presentations on Bicycle and Pedestrian Safety to adults	36	34	<input type="checkbox"/>
▪ Conduct Educational presentations on Bicycle Safety to youth	50	204	<input checked="" type="checkbox"/>
▪ Coordinate Bicycle Rodeos throughout the local service area	3	2	<input type="checkbox"/>
▪ Coordinate Bicycle Rodeos throughout the local service area	5	6	<input checked="" type="checkbox"/>
▪ Create bicycle rodeo evaluation for youth	1	2	<input checked="" type="checkbox"/>
▪ Create bicycle rodeo evaluation sheet for adults	1	1	<input checked="" type="checkbox"/>
▪ Develop Bicycle and Pedestrian information Website	1	0	<input type="checkbox"/>
▪ Assist Bicycle Rodeo	1	1	<input checked="" type="checkbox"/>
▪ Distribute Bicycle Helmets for children, youth, and adults in the local service area	1,500	992	<input type="checkbox"/>
▪ Update Self-report surveys on Pedestrian Safety	4	4	<input checked="" type="checkbox"/>
▪ Distribute Educational packets throughout the local service area	2,000	7,562	<input checked="" type="checkbox"/>
▪ Establish Relationships within contiguous counties of the grant service area	4	6	<input checked="" type="checkbox"/>
▪ Establish Educational display areas throughout the local service area	7	13	<input checked="" type="checkbox"/>
▪ Establish Relationships with community resource agencies/groups throughout the local service area	10	40	<input checked="" type="checkbox"/>
▪ Maintain surveys (pre and post surveys) to be utilized in the planned observational studies	2	0	<input type="checkbox"/>
▪ Maintain Educational curriculums on Bicycle Safety	4	0	<input type="checkbox"/>
▪ Maintain Educational curriculums on Pedestrian Safety	4	0	<input type="checkbox"/>
▪ Maintain Educational display areas throughout the local service area	14	17	<input checked="" type="checkbox"/>
▪ Maintain Relationships with community resource agencies/groups throughout the local service area	15	0	<input type="checkbox"/>
▪ Update Self-report surveys on Bicycle Safety	4	4	<input checked="" type="checkbox"/>
▪ Distribute bicycle rodeo evaluation to adults and youth	100	55	<input type="checkbox"/>

**Financial Information:**

Fund	Source	# Projects		Federal Funding	State Funding	Program Income	Local Match	Project Total
402	PS	1	Planned:	\$93,959.14			\$40,296.66	\$134,255.80
		1	Actuals:	\$71,338.41			\$34,459.56	\$105,797.97

<b>Task: PI&amp;E</b>				<b>Pedestrian / Bicycle Safety PS - 06</b>			
Organization Name			District SAT			Project Number	
<b>San Antonio - Bexar County Metropolitan Planning O</b>						<b>2010-SanAnton-G-SYG-0222</b>	
Title / Desc. <b>H3 = Healthy Heads Wear Helmets</b>							
A comprehensive bicycle education and helmet distribution plan focused on children ages 8-15 and adult commuters.							
Performance Objectives				<u>Target</u>	<u>Actual</u>	<u>Met?</u>	
▪ Distribute helmets to cyclists 8 years old and older				1,333	1,339	<input checked="" type="checkbox"/>	
Financial Information:							
<u>Fund</u>	<u>Source</u>	<u># Projects</u>	<u>Federal Funding</u>	<u>State Funding</u>	<u>Program Income</u>	<u>Local Match</u>	<u>Project Total</u>
402	PS	1	Planned: \$8,500.00			\$1,497.50	\$9,997.50
		1	Actuals: \$8,500.00			\$1,497.50	\$9,997.50

<b>Task: PI&amp;E</b>				<b>Pedestrian / Bicycle Safety PS - 06</b>			
Organization Name			District HOU			Project Number	
<b>Texas Children's Hospital</b>						<b>2010-TCH-G-SYG-0216</b>	
Title / Desc. <b>Pedestrian and Bicycle Safety Education and Outreach</b>							
This project will educate communities about safe pedestrian and bicycling behaviors in an effort to reduce the prevalence of fatalities and injuries to children in the Houston metropolitan area.							
Performance Objectives				<u>Target</u>	<u>Actual</u>	<u>Met?</u>	
▪ Educate Children about safe pedestrian and/or bicyclist skills and behaviors				6,500	8,323	<input checked="" type="checkbox"/>	
▪ Distribute Educational materials on pedestrian and/or bicycle safety in the community				55,000	103,581	<input checked="" type="checkbox"/>	
▪ Distribute Helmets to children with bicycles, that are in need of safe helmets				1,200	2,382	<input checked="" type="checkbox"/>	
▪ Coordinate Educational classes and/or presentations on pedestrian and/or bicycle safety				100	111	<input checked="" type="checkbox"/>	
▪ Coordinate Media exposures about pedestrian and/or bicycle safety				15	16	<input checked="" type="checkbox"/>	
▪ Coordinate Bicycle safety events and/or bicycle rodeos				15	27	<input checked="" type="checkbox"/>	
▪ Conduct Surveys regarding the use of helmets with participants in bicycle safety programs				250	900	<input checked="" type="checkbox"/>	
Financial Information:							
<u>Fund</u>	<u>Source</u>	<u># Projects</u>	<u>Federal Funding</u>	<u>State Funding</u>	<u>Program Income</u>	<u>Local Match</u>	<u>Project Total</u>
402	PS	1	Planned: \$98,416.67			\$50,809.54	\$149,226.21
		1	Actuals: \$91,273.08			\$52,346.48	\$143,619.56

<b>Task: Training</b>	<b>Pedestrian / Bicycle Safety PS - 06</b>
-----------------------	--

Organization Name **Texas Bicycle Coalition Education Fund**      Division TRF-TS      Project Number **2010-TBC-G-SYG-0032**

**Title / Desc. ParentsPlus Program**

The ParentsPlus Program will provide parents plus other adults with the certification training and resources necessary to develop and safely conduct neighborhood bicycling and walking events.

Performance Objectives	Target	Actual	Met?
▪ Train parents + other adults in 4-hour field tests of presentation of ParentsPlus Training Materials	20	44	☑
▪ Support parents + other adults to take children to BikeTexas Kids Kup or other bicycle/walk events	40	123	☑
▪ Support parents + other adults in conducting a field test of a walk/bicycle event	10	18	☑
▪ Distribute PI&E materials to parents education and other professionals, students, & general public	75,000	92,096	☑
▪ Distribute e-newsletters on ParentsPlus & other bicycle safety efforts	4,000	59,071	☑
▪ Develop ParentsPlus Training Materials packet for use by parents + other adults	1	1	☑

**Financial Information:**

Fund	Source	# Projects	Federal Funding	State Funding	Program Income	Local Match	Project Total
402	PS	1	Planned: \$200,000.00			\$22,255.90	\$222,255.90
		1	Actuals: \$188,505.34			\$23,563.75	\$212,069.09



**FY 2010 Traffic Safety Funds  
Program Area Expenditure Summary**

**Pedestrian / Bicycle Safety**

**PS - 06**

Task	# Proj	Total	FEDERAL						MATCH			Fed. 402 to Local	
			402	405	406	408	410	2010	STATE	INCOME	LOCAL		
<i>Enforcement</i>													
<i>Evaluation</i>													
<i>Program Management</i>													
<i>PI&amp;E</i>	<i>Planned:</i>	3	\$293,479.51	\$200,875.81								\$92,603.70	\$200,875.81
	<i>Actual:</i>	3	\$259,415.03	\$171,111.49								\$88,303.54	<b>\$171,111.49</b>
<i>Training</i>	<i>Planned:</i>	1	\$222,255.90	\$200,000.00								\$22,255.90	
	<i>Actual:</i>	1	\$212,069.09	\$188,505.34								\$23,563.75	
<b>TOTALS:</b>	<i>Planned:</i>	4	<b>\$515,735.41</b>	<b>\$400,875.81</b>								<b>\$114,859.60</b>	\$200,875.81
	<i>Actual:</i>	4	<b>\$471,484.12</b>	<b>\$359,616.83</b>								<b>\$111,867.29</b>	<b>\$171,111.49</b>

**THIS PAGE INTENTIONALLY LEFT BLANK**

# Police Traffic Services

PT - 07

## Goals

- To increase effective enforcement and adjudication of traffic safety-related laws to reduce fatal and serious injury crashes

## Strategies

- Develop partnerships with CMV industry and trade associations to increase education and training of the general public and drivers
- Increase enforcement of commercial motor vehicle speed limits
- Increase enforcement of traffic safety-related laws
- Increase public education and information campaigns
- Increase public information and education on sharing the road with commercial motor vehicles (CMV)
- Provide traffic law enforcement training, technical and managerial support to local law enforcement agencies and highway safety professionals

## Project Descriptions

Task: <b>Enforcement</b>		Police Traffic Services PT - 07	
<i>Organization Name</i>	Division TRF-TS	<i>Project Number</i>	
<b>Texas Department of Transportation</b>		<b>2010-STEP CMV</b>	
<i>Title / Desc. STEP CMV</i>			
Provide enhanced enforcement covering multiple offenses, focusing on the following: Speed, Occupant Protection (OP), and Hazardous Moving Violations (HMV) related to commercial motor vehicles.			
<i>Performance Measures</i>			
Other arrests	496		
CMV HMV Citations	5,742		
CMV Safety Belt Citations	4,258		
CMV Speed citations	5,654		
Community events	4		
DUI Minor arrests/citations	0		
DWI arrests	0		
Child Safety Seat citations	6		
Media exposures	9		
STEP Enforcement Hours	7,932		
Other citations	3,971		
Presentations conducted	37		
Public information and education materials distributed	12,842		
Public information and education materials produced	0		
Safety Belt citations	94		
Speed citations	307		
Speed related crashes	2,520		
ITC citations	274		
<i>Participating Organizations</i>		<i>Project #</i>	
City of Fort Worth		2010-Fortwort-S-SYG-0123	
City of Houston - Police Department		2010-HoustonP-S-MYG-Yr2-0194	
City of Laredo		2010-LaredoPD-S-SYG-0146	
<i>Financial Information:</i>			
<i>Fund Source</i>	<i># Projects</i>	<i>Federal Funding</i>	<i>State Funding</i>
402 PT	3	Planned: \$456,156.54	Program Income
	3	Actuals: \$430,418.11	Local Match
			Project Total
			\$312,498.00
			\$768,654.54
			\$370,082.76
			\$800,500.87

<b>Task: Enforcement</b>	<b>Police Traffic Services PT - 07</b>
--------------------------	--

Organization Name **Texas Department of Transportation** Division TRF-TS Project Number **2010-STEP Comprehensive**

**Title / Desc. STEP Comprehensive**

Provide enhanced sustained enforcement covering multiple offenses, focusing on two or more of the following: Speed, DWI, Intersection Traffic Control (ITC), or Occupant Protection (OP) violations. All STEP Comprehensive agencies that have an occupant protection and/or DWI component will participate in the national enforcement mobilizations.

**Performance Measures**

Other arrests	10,651
Child Safety Seat citations	11,141
CMV Speed citations	193
Community events	585
DUI Minor arrests/citations	178
DWI arrests	6,458
HMV citations	3,556
ITC citations	58,238
Alcohol related crashes	9,642
Media exposures	2,132
STEP Enforcement Hours	196,760
Other citations	103,749
Presentations conducted	1,453
Public information and education materials distributed	327,709
Public information and education materials produced	36,892
Safety Belt citations	49,253
Speed citations	265,820
Speed related crashes	57,881
ITC related crashes	29,511

**Participating Organizations**

**Project #**

Town of Addison - Police Department	2010-AddisonP-S-SYG-0106
City of Allen	2010-AllenPD-S-MYG-Yr2-0024
City of Arlington	2010-Arlingto-S-SYG-0086
Armstrong County Sheriff's Department	2010-Armstron-S-SYG-0141
City of Austin - Police Department	2010-AustinPD-S-MYG-Yr2-0023
City of Bedford	2010-Bedford-S-SYG-0015
City of Brenham - Police Department	2010-Brenham-S-SYG-0132
City of Cedar Park	2010-CdrPrkPD-S-MYG-Yr2-0205
Chambers County Sheriff's Department	2010-Chambers-S-SYG-0057
City of Corpus Christi Police Department	2010-CorpusPD-S-MYG-Yr2-0224
County of Dallas	2010-Dallasco-S-MYG-Yr2-0261
City of Dallas - Police Department	2010-Dallas-S-MYG-Yr2-0267
City of Decatur Police Department	2010-DecaturP-S-SYG-0048
City of Denton	2010-DentonPD-S-SYG-0019
City of Donna Police Department	2010-DonnaPD-S-SYG-0008
City of El Paso	2010-EIPasoPD-S-SYG-0103
City of Euless Police Department	2010-Euless-S-SYG-0076
Town of Flower Mound	2010-FlowerPD-S-MYG-Yr2-0103
City of Fort Worth	2010-Fortwort-S-SYG-0062
City of Frisco	2010-FriscoPD-S-MYG-Yr2-0188
City of Garland	2010-GarlandP-S-MYG-Yr2-0184
City of Georgetown	2010-Georgeto-S-MYG-Yr2-0221
City of Grand Prairie	2010-GrandPra-S-MYG-Yr2-0052

City of Haltom City - Police Department	2010-HaltomPD-S-MYG-Yr2-0258
City of Harlingen Police Department	2010-Harlinge-S-SYG-0100
Harris County Sheriff's Office	2010-HarrisCo-S-SYG-0037
City of Houston - Police Department	2010-HoustonP-S-MYG-Yr2-0239
City of Irving	2010-Irving-S-MYG-Yr2-0148
City of Jacinto City	2010-JacintPD-S-SYG-0085
City of Junction	2010-JunctiPD-S-SYG-0090
City of Keller	2010-KellerPD-S-SYG-0030
City of La Marque Police Department	2010-LaMarque-S-SYG-0041
City of La Porte Police Department	2010-LaPorte-S-SYG-0042
City of Laredo	2010-LaredoPD-S-SYG-0135
City of Longview Police Department	2010-LongviPD-S-SYG-0039
City of Lubbock Police Department	2010-Lubbock -S-SYG-0014
City of McAllen Police Department	2010-McAllenP-S-MYG-Yr2-0048
City of McKinney	2010-McKinney-S-MYG-Yr2-0179
City of Midland	2010-Midland-S-SYG-0052
City of Mission Police Department	2010-Mission-S-SYG-0081
City of Murphy	2010-MurphyPD-S-MYG-Yr2-0034
City of New Braunfels - Police Department	2010-NewBrau-S-SYG-0125
City of North Richland Hills	2010-NRichlan-S-MYG-Yr2-0154
City of Odessa - Police Department	2010-Odessa-S-SYG-0025
City of Pasadena	2010-PasadePD-S-SYG-0010
City of Pharr	2010-PharrPD-S-MYG-Yr2-0115
City of Plano	2010-PlanoPD-S-SYG-0060
City of Port Arthur Police Department	2010-PortArth-S-SYG-0021
City of Rowlett - Police Department	2010-RowletPD-S-MYG-Yr2-0133
City of Seabrook Police Department	2010-Seabrook-S-MYG-Yr2-0249
Texas Department of Public Safety	2010-TDPS-S-SYG-0094
City of Texarkana	2010-TexarkPD-S-SYG-0079
Tom Green County	2010-Tomgreen-S-SYG-0046
City of Tyler	2010-Tyler PD-S-SYG-0032
City of Waco	2010-WacoPD-S-SYG-0071
City of Webster	2010-Webster-S-SYG-0139
City of Wylie	2010-Wylie-S-MYG-Yr1-0089

*Financial Information:*

<i>Fund</i>	<i>Source</i>	<i># Projects</i>		<i>Federal Funding</i>	<i>State Funding</i>	<i>Program Income</i>	<i>Local Match</i>	<i>Project Total</i>
402	PT	57	<i>Planned:</i>	\$9,528,807.90			\$5,809,995.00	\$15,338,802.90
		57	<i>Actuals:</i>	\$8,873,497.17			\$5,844,836.57	\$14,718,333.74

<b>Task: Enforcement</b>	<b>Police Traffic Services PT - 07</b>
--------------------------	--

<i>Organization Name</i> <b>Texas Department of Transportation</b>	<i>Division</i> TRF-TS	<i>Project Number</i> <b>2010-STEP Wave Comprehensive</b>
---	------------------------	--

*Title / Desc.* **STEP Wave Comprehensive**

*Participate in special enforcement efforts centered on the holiday periods through STEP Waves.*

**Performance Measures**

Other arrests	72
CMV Speed citations	3
Community events	22
DUI Minor arrests/citations	4
DWI arrests	38
HMV citations	190
Child Safety Seat citations	133
Media exposures	82
STEP Enforcement Hours	3,847
Other citations	2,247
Presentations conducted	43
Public information and education materials distributed	12,846
Public information and education materials produced	0
Safety Belt citations	1,182
Speed citations	6,273
ITC citations	142

**Participating Organizations**

*Project #*

City of Beaumont Police Department	2010-Beaumont-S-SYG-0092
City of Benbrook Police Department	2010-Benbrook-S-SYG-0005
City of Dalworthington Gardens	2010-Dalworth-S-SYG-0044
City of DeSoto	2010-DeSotoPD-S-MYG-Yr2-0174
City of Early Police Department	2010-EarlyPD-S-SYG-0109
City of Nacogdoches	2010-Nacogdoc-S-SYG-0068
Town of Pantego Police Department	2010-PantegoP-S-SYG-0063
City of Selma	2010-SelmaPD-S-SYG-0027
City of Weatherford Police Department	2010-Weatherf-S-SYG-0122
City of Willis	2010-Willis P-S-MYG-Yr2-0128

**Financial Information:**

<i>Fund Source</i>	<i># Projects</i>	<i>Federal Funding</i>	<i>State Funding</i>	<i>Program Income</i>	<i>Local Match</i>	<i>Project Total</i>
402 PT	11	<i>Planned:</i> \$172,192.04			\$61,301.07	\$233,493.11
	10	<i>Actuals:</i> \$145,262.86			\$60,958.13	\$206,220.99

FY 2010 Traffic Safety Funds  
 Program Area Expenditure Summary

Police Traffic Services

PT - 07

Task	# Proj	Total	FEDERAL						MATCH			Fed. 402 to Local
			402	405	406	408	410	2010	STATE	INCOME	LOCAL	
<b>Enforcement</b>	<i>Planned:</i> 71	\$16,340,950.55	\$10,157,156.48								\$6,183,794.07	\$9,951,444.01
	<i>Actual:</i> 70	\$15,725,055.60	\$9,449,178.14								\$6,275,877.46	<b>\$9,300,590.00</b>
<b>Evaluation</b>												
<b>Program Management</b>												
<b>PI&amp;E</b>												
<b>Training</b>												
<b>TOTALS:</b>	<i>Planned:</i> 71	<b>\$16,340,950.55</b>	<b>\$10,157,156.48</b>								<b>\$6,183,794.07</b>	<b>\$9,951,444.01</b>
	<i>Actual:</i> 70	<b>\$15,725,055.60</b>	<b>\$9,449,178.14</b>								<b>\$6,275,877.46</b>	<b>\$9,300,590.00</b>

**THIS PAGE INTENTIONALLY LEFT BLANK**



## Speed Control

SC - 08

### Goals

- To reduce the number of speed-related fatal and serious injury crashes

### Strategies

- *Identify best practices for speed deterrence when law enforcement is not present*

### Project Descriptions

<b>Task: Enforcement</b>	<b>Speed Control SC - 08</b>
--------------------------	------------------------------

<i>Organization Name</i> <b>Texas Department of Transportation</b>	<i>Division</i> TRF-TS	<i>Project Number</i> <b>2010-STEP Speed</b>
---	------------------------	---

*Title / Desc.* **STEP Speed**

*Provide sustained speed enforcement to increase driver compliance with posted speed limits and to reduce the number of speed-related crashes. In addition, the Police Traffic Services (PTS) program area will conduct STEP-Comprehensive and STEP-Wave grants that involve increased speed enforcement.*

*Performance Measures*

Other citations	8,216
CMV Speed citations	278
Community events	71
DUI Minor arrests/citations	2
DWI arrests	31
HMV citations	156
ITC citations	59
Child Safety Seat citations	100
Other arrests	344
STEP Enforcement Hours	15,763
Presentations conducted	97
Public information and education materials distributed	36,911
Public information and education materials produced	4,896
Safety Belt citations	89
Speed citations	47,105
Speed related crashes	3,163
Media exposures	118

*Participating Organizations*

*Project #*

County of Denton	2010-DentonCo-S-MYG-Yr2-0244
City of Farmers Branch - Police Department	2010-Farmers -S-MYG-Yr2-0131
City of Ferris Police Department	2010-FerrisPD-S-SYG-0016
Harrison County	2010-Harrison-S-SYG-0031
Hartley County	2010-HartleyC-S-SYG-0065
City of Humble - Police Department	2010-HumblePD-S-SYG-0033
City of Killeen - Police Department Headquarters	2010-KilleenP-S-SYG-0038
City of Lewisville	2010-LewisvPD-S-MYG-Yr2-0265
City of Mesquite	2010-Mesquite-S-MYG-Yr2-0105
Montgomery County Sherrifs Office	2010-MontgoSO-S-SYG-0009
City of Robstown	2010-Robstown-S-SYG-0066
City of Stafford - Police Department	2010-StaffdPD-S-SYG-0078
City of Texas City Police Department	2010-TexasCit-S-MYG-Yr2-0182
City of Timpson	2010-Timpson-S-SYG-0142
City of Van Alstyne	2010-Van Alst-S-SYG-0055
City of Waskom	2010-Waskom-S-SYG-0059

*Financial Information:*

<i>Fund</i>	<i>Source</i>	<i># Projects</i>	<i>Federal Funding</i>	<i>State Funding</i>	<i>Program Income</i>	<i>Local Match</i>	<i>Project Total</i>
402	SC	16	<i>Planned:</i> \$739,485.00			\$238,265.30	\$977,750.30
		16	<i>Actuals:</i> \$620,342.73			\$225,252.33	\$845,595.06

<b>Task: Enforcement</b>	<b>Speed Control SC - 08</b>
--------------------------	------------------------------

Organization Name **Texas Department of Transportation** Division TRF-TS Project Number **2010-STEP Wave Speed**

**Title / Desc. STEP Wave Speed**

Provide sustained speed enforcement to increase driver compliance with posted speed limits and to reduce the number of speed-related crashes. In addition, the Police Traffic Services (PTS) program area will conduct STEP-Comprehensive and STEP-Wave grants that involve increased speed enforcement.

**Performance Measures**

Other arrests	21
CMV Speed citations	1
Community events	6
DUI Minor arrests/citations	0
DWI arrests	2
HMV citations	0
Child Safety Seat citations	17
Media exposures	65
STEP Enforcement Hours	1,605
Other citations	1,038
Presentations conducted	19
Public information and education materials distributed	28,275
Public information and education materials produced	0
Safety Belt citations	38
Speed citations	3,662
ITC citations	7

**Participating Organizations**

**Project #**

City of Bulverde	2010-bulverde-S-SYG-0134
City of Forest Hill	2010-ForestPD-S-SYG-0108
City of Schertz - Police Department	2010-SchertzP-S-SYG-0083

**Financial Information:**

Fund	Source	# Projects		Federal Funding	State Funding	Program Income	Local Match	Project Total
402	SC	3	Planned:	\$65,346.30			\$40,841.36	\$106,187.66
		3	Actuals:	\$43,674.12			\$33,170.58	\$76,844.70

**FY 2010 Traffic Safety Funds  
Program Area Expenditure Summary**

**Speed Control**

**SC - 08**

Task	# Proj	Total	FEDERAL						MATCH			Fed. 402 to Local
			402	405	406	408	410	2010	STATE	INCOME	LOCAL	
<b>Enforcement</b>	<i>Planned:</i> 19	\$1,083,937.96	\$804,831.30								\$279,106.66	\$804,831.30
	<i>Actual:</i> 19	\$922,439.76	\$664,016.85								\$258,422.91	<b>\$664,016.85</b>
<b>Evaluation</b>												
<b>Program Management</b>												
<b>PI&amp;E</b>												
<b>Training</b>												
<b>TOTALS:</b>	<i>Planned:</i> 19	<b>\$1,083,937.96</b>	<b>\$804,831.30</b>								<b>\$279,106.66</b>	\$804,831.30
	<i>Actual:</i> 19	<b>\$922,439.76</b>	<b>\$664,016.85</b>								<b>\$258,422.91</b>	<b>\$664,016.85</b>

**Traffic Records** **TR - 09**

**Goals**

- To improve the timeliness of, quality of, availability of, and linkages of records between crash data bases

**Strategies**

- Improve local databases and their ability to electronically transmit crash data to the Department of State Health Services and Public Safety
- Link Texas Department of State Health Services, Transportation, and Public Safety databases

**Project Descriptions**

<b>Task: Evaluation</b>						<b>Traffic Records TR - 09</b>		
<i>Organization Name</i>			<i>District HOU</i>			<i>Project Number</i>		
<b>Baylor College of Medicine</b>						<b>2010-BaylorCM-G-SYG-0101</b>		
<i>Title / Desc. <b>Houston Trauma LINK (Linking Information Networking Knowledge)</b></i>								
<i>A Coalition of over 25 organizations work together to share pediatric crash data. Baylor is the coordinating agency that conducts annual data request, analysis, and mapping as driven by the Coalition.</i>								
<i>Performance Objectives</i>						<u>Target</u>	<u>Actual</u>	<u>Met?</u>
▪ Produce fact sheets and geo-coded maps on transportation-related crashes						5	6	<input checked="" type="checkbox"/>
▪ Conduct Coalition Meetings						6	6	<input checked="" type="checkbox"/>
▪ Conduct data linkages (where possible) and analysis of data sources collected						4	4	<input checked="" type="checkbox"/>
▪ Collect annual data sources						4	4	<input checked="" type="checkbox"/>
<i>Financial Information:</i>								
<i>Fund</i>	<i>Source</i>	<i>#</i>	<i>Projects</i>	<i>Federal Funding</i>	<i>State Funding</i>	<i>Program Income</i>	<i>Local Match</i>	<i>Project Total</i>
402	TR	1	<i>Planned:</i>	\$73,633.28			\$12,117.08	\$85,750.36
		1	<i>Actuals:</i>	\$69,275.01			\$12,833.50	\$82,108.51

<b>Task: Program Management</b>						<b>Traffic Records TR - 09</b>		
<i>Organization Name</i>			<i>Division TRF-TS</i>			<i>Project Number</i>		
<b>Cambridge Systematics, Inc</b>						<b>Traffic Records Support Project</b>		
<i>Title / Desc. <b>Traffic Records Support Project</b></i>								
<i>Cambridge Systematics will act as a consultant on the Texas Traffic Safety Information Systems Plan.</i>								
<i>Financial Information:</i>								
<i>Fund</i>	<i>Source</i>	<i>#</i>	<i>Projects</i>	<i>Federal Funding</i>	<i>State Funding</i>	<i>Program Income</i>	<i>Local Match</i>	<i>Project Total</i>
408	K9	1	<i>Planned:</i>	\$50,000.00				\$50,000.00
		1	<i>Actuals:</i>	\$31,254.29				\$31,254.29

**Task: Program Management** **Traffic Records TR - 09**

Organization Name **Texas Department of State Health Services - ISG** Division TRF-TS Project Number **2010-TDSHS-IS-G-MYG-Yr1-0084**

Title / Desc. **Texas EMS/Trauma Registry Replacement Project**

The overall project will implement the best alternative recommendation for replacing the Texas EMS/Trauma Registry. The first year will be devoted to vendor selection and planning for implementation.

Performance Objectives	Target	Actual	Met?
▪ Develop Risk Management Plan	1	7	✓
▪ Administer Project Management Skills (2)	1	4	✓
▪ Administer Project Management Skills(3)	1	3	✓
▪ Conduct Management of budget	1	11	✓
▪ Conduct Project Management SKills (4)	1	1	✓
▪ Coordinate EMS/Trauma Registry data analysis and dissemination	1	11	✓
▪ Coordinate Executive Steering Committee (ESC)	1	10	✓
▪ Create DSHS Legal - Contract	1	1	✓
▪ Create DSHS Project Documents	1	9	✓
▪ Create DSHS Project Framework Articles	1	13	✓
▪ Create Quality Assurance Plan & Monitoring1	1	1	✓
▪ Administer Project Management Skills	1	22	✓
▪ Develop Change Management Plan	1	1	✓
▪ Provide Executive & Project Sponsor Support(2)	1	1	✓
▪ Maintain Current Registry Application Maintenance 2	0	4	✓
▪ Maintain Current Registry Application	1	5	✓
▪ Maintain Maintenance of Current Registry Application	1	5	✓
▪ Manage Budget (2)	1	1	✓
▪ Manage Injury Surveillance Program-EMS/Trauma Registry	1	6	✓
▪ Manage Management of Budget	1	8	✓
▪ Manage Injury Surveillance Program-EMS/Trauma Registry	7	6	□
▪ Manage Monthly and yearly data moves	12	2	□
▪ Participate Traffic Records Coordinating Committee	4	8	✓
▪ Provide Executive & Project Sponsor Support	1	5	✓
▪ Create Quality Assurance Plan 2	1	1	✓

**Financial Information:**

Fund	Source	# Projects	Federal Funding	State Funding	Program Income	Local Match	Project Total
408	K9	1	Planned: \$337,022.78			\$543,934.18	\$880,956.96
		1	Actuals: \$164,678.26			\$262,918.52	\$427,596.78

**Task: Program Management** **Traffic Records TR - 09**

Organization Name **Texas Department of Transportation** Division TRF-TS Project Number **2010-TxDOT, T-G-SYG-0147**

Title / Desc. **Texas Industries for the Blind and Handicapped**

Texas Industries for the Blind and Handicapped

**Financial Information:**

Fund	Source	# Projects	Federal Funding	State Funding	Program Income	Local Match	Project Total
402	TR	1	Planned:	\$66,000.00			\$66,000.00
		1	Actuals:	\$80,320.29			\$80,320.29

<b>Task: Program Management</b>						<b>Traffic Records TR - 09</b>		
<i>Organization Name</i> <b>Texas Department of Transportation</b>			<i>Division</i> TRF-TS		<i>Project Number</i> <b>2010-TxDOT, T-G-SYG-0306</b>			
<i>Title / Desc.</i> <b>Crash Initiative</b>								
<i>The development of Crash Reporting and Analysis for Safety Highways (CRASH) component of CRIS which will allow the local law enforcement community to submit crash reports electronically via the public internet</i>								
<i>Financial Information:</i>								
<i>Fund</i>	<i>Source</i>	<i># Projects</i>		<i>Federal Funding</i>	<i>State Funding</i>	<i>Program Income</i>	<i>Local Match</i>	<i>Project Total</i>
408	K9	1	<i>Planned:</i>	\$1,878,180.00				\$1,260,985.00
		1	<i>Actuals:</i>	\$1,456,946.70				\$1,456,946.70

<b>Task: Program Management</b>						<b>Traffic Records TR - 09</b>		
<i>Organization Name</i> <b>Texas Department of Transportation</b>			<i>Division</i> TRF-TS		<i>Project Number</i> <b>TRF-TS Crash Records/Data Analysis Operations and CRIS</b>			
<i>Title / Desc.</i> <b>Crash Records/Data Analysis Operations and CRIS</b>								
<i>Support and enhance the statewide data system CRIS (Crash Records Information System) which provides timely and effective data analysis to support allocation of highway safety resources.</i>								
<i>Performance Objectives</i>						<u>Target</u>	<u>Actual</u>	<u>Met?</u>
▪ Enhance the Crash Records Information System (CRIS)						1	1	<input checked="" type="checkbox"/>
▪ Support the operations of the Crash Records section						1	1	<input checked="" type="checkbox"/>
<i>Participating Organizations</i>				<i>Project #</i>				
Texas Department of Transportation				2010-TxDOT, T-G-SYG-0146				
Texas Department of Transportation				2010-TxDOT, T-G-SYG-0159				
Texas Department of Transportation				2010-TxDOT, T-G-SYG-0307				
TxDOT-TRFTS				2010-TxDOT-TR-G-SYG-0300				
TxDOT-TRFTS				2010-TxDOT-TR-G-SYG-0301				
<i>Financial Information:</i>								
<i>Fund</i>	<i>Source</i>	<i># Projects</i>		<i>Federal Funding</i>	<i>State Funding</i>	<i>Program Income</i>	<i>Local Match</i>	<i>Project Total</i>
408	K9	5	<i>Planned:</i>	\$159,000.00	\$4,445,000.00			\$4,604,000.00
		5	<i>Actuals:</i>	\$157,723.12	\$4,063,106.91			\$4,220,830.03

<b>Task: Training</b>	<b>Traffic Records TR - 09</b>
-----------------------	--------------------------------

Organization Name **Texas Municipal Police Association**      Division TRF-TS      Project Number **2010-TMPA-G-MYG-Yr1-0008**

Title / Desc. **Crash Reporting and Analysis for Safer Highways Training**

To provide training to all law enforcement agencies in crash reporting thus increasing timely reporting and accuracy.

Performance Objectives	Target	Actual	Met?
▪ Train Texas Peace Officers regarding the procedures for completing the hard-copy CR-3 form	500	1,433	<input checked="" type="checkbox"/>
▪ Provide Statement of Work	1	1	<input checked="" type="checkbox"/>
▪ Maintain team of 3 crash instructors and 1 program assistant	1	0	<input type="checkbox"/>
▪ Develop Pilot course on "CRASH" curriculum	1	0	<input type="checkbox"/>
▪ Develop CRASH training curriculum	1	0	<input type="checkbox"/>
▪ Develop CR3/CR100 Instructional video for training courses and conferences	1	1	<input checked="" type="checkbox"/>
▪ Create training environment	1	0	<input type="checkbox"/>
▪ Complete printing of all course curriculum	1	0	<input type="checkbox"/>
▪ Complete Evaluation summary report for TRF	1	0	<input type="checkbox"/>
▪ Acquire Team of 3 CRASH instructors and 1 program assistant	1	1	<input checked="" type="checkbox"/>

**Financial Information:**

Fund Source	# Projects	Federal Funding	State Funding	Program Income	Local Match	Project Total
408 K9	1	<i>Planned:</i> \$358,253.30			\$40,155.00	\$398,408.30
	1	<i>Actuals:</i> \$352,682.47			\$92,485.62	\$445,168.09



## FY 2010 Traffic Safety Funds Program Area Expenditure Summary

### Traffic Records

**TR - 09**

Task	# Proj	Total	FEDERAL						MATCH			Fed. 402 to Local
			402	405	406	408	410	2010	STATE	INCOME	LOCAL	
<i>Enforcement</i>												
<i>Evaluation</i>	<i>Planned:</i>	1	\$85,750.36	\$73,633.28							\$12,117.08	\$73,633.28
	<i>Actual:</i>	1	\$82,108.51	\$69,275.01							\$12,833.50	<b>\$69,275.01</b>
<i>Program Management</i>	<i>Planned:</i>	9	\$6,861,941.96			\$2,424,202.78			\$4,511,000.00		\$543,934.18	
	<i>Actual:</i>	9	\$6,216,948.09			\$1,810,602.37			\$4,143,427.20		\$262,918.52	
<i>PI&amp;E</i>												
<i>Training</i>	<i>Planned:</i>	1	\$398,408.30			\$358,253.30					\$40,155.00	
	<i>Actual:</i>	1	\$445,168.09			\$352,682.47					\$92,485.62	
<b>TOTALS:</b>	<i>Planned:</i>	11	<b>\$7,346,100.62</b>	<b>\$73,633.28</b>		<b>\$2,782,456.08</b>			<b>\$4,511,000.00</b>		<b>\$596,206.26</b>	\$73,633.28
	<i>Actual:</i>	11	<b>\$6,744,224.69</b>	<b>\$69,275.01</b>		<b>\$2,163,284.84</b>			<b>\$4,143,427.20</b>		<b>\$368,237.64</b>	<b>\$69,275.01</b>

**THIS PAGE INTENTIONALLY LEFT BLANK**

# Driver Education and Behavior DE - 10

## Goals

- To increase public knowledge, perception and understanding of traffic safety

## Strategies

- Conduct and assist local, state and national traffic safety campaigns
- Develop and implement public information and education efforts on traffic safety issues
- Provide assistance to update the drivers education curriculum

## Project Descriptions

<i>Task: PI&amp;E</i>	<b>Driver Education and Behavior DE - 10</b>
-----------------------	--

<i>Organization Name</i> <b>City of Lubbock Parks &amp; Recreation</b>	<i>District</i> LBB	<i>Project Number</i> <b>2010-LubbockP-G-SYG-0204</b>
---	---------------------	--

*Title / Desc.* **Safety City - "Teaching Kids to Be Street Smart"**

*To educate students in their knowledge, perception and understanding of pedestrian, bicycle and traffic safety.*

<i>Performance Objectives</i>	<u>Target</u>	<u>Actual</u>	<u>Met?</u>
▪ Educate school age children in pedestrian, bicycle, traffic, and railroad safety	7,500	6,497	<input type="checkbox"/>

*Financial Information:*

<i>Fund Source</i>	<i># Projects</i>	<i>Federal Funding</i>	<i>State Funding</i>	<i>Program Income</i>	<i>Local Match</i>	<i>Project Total</i>
406 K4DE	1	<i>Planned:</i> \$34,724.00			\$30,674.00	\$65,398.00
	1	<i>Actuals:</i> \$26,581.47			\$25,011.14	\$51,592.61

<i>Task: PI&amp;E</i>	<b>Driver Education and Behavior DE - 10</b>
-----------------------	--

<i>Organization Name</i> <b>Sherry Matthews Advocacy Marketing</b>	<i>Division</i> TRF-TS	<i>Project Number</i> <b>2010-SMAM-G-MYG-Yr2-0236</b>
---	------------------------	--

*Title / Desc.* **Save A Life Summit**

*An annual traffic safety conference where traffic safety professionals and advocates gather to speak, teach, network, and share challenges and success stories from their communities.*

*Project Notes*

*This project was not implemented due to State budget constraints.*

*Financial Information:*

<i>Fund Source</i>	<i># Projects</i>	<i>Federal Funding</i>	<i>State Funding</i>	<i>Program Income</i>	<i>Local Match</i>	<i>Project Total</i>
406 K4DE	1	<i>Planned:</i> \$231,800.00			\$57,950.00	\$289,750.00
	1	<i>Actuals:</i>				

Task: <b>PI&amp;E</b>		Driver Education and Behavior DE - 10				
Organization Name <b>Texas Department of Transportation</b>		Division TRF-TS			Project Number <b>TRF-TS Driver Education &amp; Behaviour - Local Events</b>	
Title / Desc. <b>Driver Education and Behavior - Local Event Campaign</b>						
Provide funding to support 3 local traffic safety events with TxDOT Districts.						
Participating Organizations		Project #				
TxDOT-TRFTS		2010-TxDOT-TR-G-SYG-0312				
TxDOT-TRFTS		2010-TxDOT-TR-G-SYG-0313				
TxDOT-TRFTS		2010-TxDOT-TR-G-SYG-0314				
Financial Information:						
Fund Source	# Projects	Federal Funding	State Funding	Program Income	Local Match	Project Total
402 DE	3	Planned:	\$45,000.00			\$45,000.00
	3	Actuals:	\$44,970.95			\$44,970.95

Task: <b>PI&amp;E</b>		Driver Education and Behavior DE - 10				
Organization Name <b>Texas Department of Transportation</b>		Division TRF-TS			Project Number <b>TRF-TS Driver Education &amp; Behaviour - Statewide Media</b>	
Title / Desc. <b>TRF-TS Driver Education &amp; Behavior - Statewide Media Campaign</b>						
State funds used to pay for media contractor operating expenses related to traffic safety public information campaigns.						
Participating Organizations		Project #				
Sherry Matthews Advocacy Marketing		2010-SMAM-G-SYG-0309				
ThinkStreet		2010-ThinkSt-G-SYG-0308				
Financial Information:						
Fund Source	# Projects	Federal Funding	State Funding	Program Income	Local Match	Project Total
402 DE	2	Planned:	\$1,995,481.50		\$223,557.00	\$2,219,038.50
	2	Actuals:	\$1,972,536.65		\$266,264.77	\$2,238,801.42

Task: <b>PI&amp;E</b>		Driver Education and Behavior DE - 10					
Organization Name <b>Texas Education Agency</b>		Division TRF-TS			Project Number <b>2010-TEA-G-MYG-Yr2-0125</b>		
Title / Desc. <b>Traffic Safety Education Prevention Program (Grades 6th-8th)</b>							
The development of a Texas Safety Education Prevention Program (Grades 6th-8th) aligning with the core subjects' Texas Essential Knowledge and Skills for Texas middle school students.							
Performance Objectives					<u>Target</u>	<u>Actual</u>	<u>Met?</u>
▪ Produce Traffic Safety Education Prevention Program (Grades 6th-8th) integration into TEKS					1	1	<input checked="" type="checkbox"/>
▪ Complete administrative and general grant requirements					1	1	<input checked="" type="checkbox"/>
Financial Information:							
Fund Source	# Projects	Federal Funding	State Funding	Program Income	Local Match	Project Total	
402 DE	1	Planned:	\$55,100.00		\$8,657.50	\$63,757.50	
	1	Actuals:	\$55,100.00		\$8,741.10	\$63,841.10	

Task: **PI&E** Driver Education and Behavior DE - 10

Organization Name **Texas Municipal Courts Education Center** Division TRF-TS Project Number **2010-TMCEC-G-MYG-Yr2-0290**

Title / Desc. **Driving on the Right Side of the Road**

To infuse the study of traffic safety into early elementary, grades 4, 5, 7, 8, & H.S. govt. classes using the strategies of LRE & utilize municipal judges & court support staff as resources.

Performance Objectives	<u>Target</u>	<u>Actual</u>	<u>Met?</u>
▪ Train municipal judges at TMCEC regional conferences on serving as a classroom resource	400	286	<input type="checkbox"/>
▪ Train municipal judges and court support personnel at TMCEC regional conferences on DRSR resource	400	240	<input type="checkbox"/>
▪ Train teacher trainers on the DRSR materials who will train local teachers at the regional ESC	40	0	<input type="checkbox"/>
▪ Train teacher trainers on the DRSR materials who will train local teachers at the regional ESC	27	27	<input checked="" type="checkbox"/>
▪ Provide DRSR exhibits and distribute PI&E materials on the DRSR project to municipal courts & teachers	24	33	<input checked="" type="checkbox"/>
▪ Provide DRSR Workshop For Teachers at the LRE Annual Conference	1	2	<input checked="" type="checkbox"/>
▪ Produce newsletter pages for municipal judges & court support personnel on the DRSR program	8	14	<input checked="" type="checkbox"/>
▪ Produce Computer-based educational games on traffic safety for use in early elementary classes	2	7	<input checked="" type="checkbox"/>
▪ Develop sets of traffic safety lessons for early elementary classes	3	7	<input checked="" type="checkbox"/>
▪ Create packet of train-the-trainer materials for teacher workshops, including computer-based materials	1	1	<input checked="" type="checkbox"/>
▪ Conduct teacher training workshops at Education Service Centers	20	27	<input checked="" type="checkbox"/>

**Financial Information:**

Fund Source	# Projects	Federal Funding	State Funding	Program Income	Local Match	Project Total
406 K4DE	1	Planned: \$271,874.00			\$56,273.12	\$328,147.12
	1	Actuals: \$262,382.45			\$80,404.20	\$342,786.65

**Task: PI&E** **Driver Education and Behavior DE - 10**

Organization Name **Texas Transportation Institute** Division TRF-TS Project Number **2010-TTI-G-MYG-Yr2-0257**

Title / Desc. **Teens in the Driver Seat Campaign**

This 3-year project will maintain the teen peer-to-peer safety program, as well as create a new outreach element each year:  
 1) FY 2009 = parents; 2) FY 2010 = tweens; 3) 2011 = college students.

Performance Objectives	Target	Actual	Met?
▪ Demonstrate TDS Program Schools being aware of the top teen driving risk factors	50 %	154 %	<input checked="" type="checkbox"/>
▪ Acquire Media exposures for the TDS Program	150	17,686	<input checked="" type="checkbox"/>
▪ Collect Total pre- and post-TDS Program surveys in Texas	3,000	9,367	<input checked="" type="checkbox"/>
▪ Conduct Focus groups with teens and "tweens" (separately)	3	3	<input checked="" type="checkbox"/>
▪ Conduct Focus groups with teens, "tweens," and college students (separately)	3	8	<input checked="" type="checkbox"/>
▪ Decrease Teen drivers using wireless devices at TDS Program schools	45 %	14 %	<input checked="" type="checkbox"/>
▪ Acquire Partnerships for the TDS Program that aid grassroots contacts for the program	12	27	<input checked="" type="checkbox"/>
▪ Decrease Teens killed in traffic crashes in Texas	425	374	<input checked="" type="checkbox"/>
▪ Increase Total number of high school students impacted by the TDS Program in Texas	185,000	201,714	<input checked="" type="checkbox"/>
▪ Distribute Total pre- and post-TDS Program surveys in Texas	5,000	18,293	<input checked="" type="checkbox"/>
▪ Increase Number of middle schools groups participating in the TDS Program in Texas	10	20	<input checked="" type="checkbox"/>
▪ Increase Seat belt use by teens at TDS Program schools	75 %	178 %	<input checked="" type="checkbox"/>
▪ Increase Total number of high schools participating in the TDS Program in Texas	135	175	<input checked="" type="checkbox"/>
▪ Increase Total number of students participating in TDS resource development in Texas	1,400	2,071	<input checked="" type="checkbox"/>
▪ Increase Number of tweens reached by the TDS Program in Texas	5,000	15,327	<input checked="" type="checkbox"/>
▪ Decrease Teen passengers without an adult at TDS Program schools	65 %	62 %	<input checked="" type="checkbox"/>

**Financial Information:**

Fund Source	# Projects	Federal Funding	State Funding	Program Income	Local Match	Project Total
402 DE	1	Planned: \$902,581.32			\$171,157.60	\$1,073,738.92
	1	Actuals: \$865,631.04			\$169,238.85	\$1,034,869.89

**Task: Training** **Driver Education and Behavior DE - 10**

Organization Name **Austin Independent School District** District AUS Project Number **2010-AISD-G-SYG-0050**

Title / Desc. **AISD Afterschool Driver Education Program**

Driver's Education classes will serve 400 students as a part of AISd outside-of-school programs at Lanier, Akins, Travis, Reagan, and Eastside (formally Johnston) High Schools.

Performance Objectives	Target	Actual	Met?
▪ Certify students in Driver's Education and provide certificates of completion to each	300	284	<input type="checkbox"/>

**Financial Information:**

Fund Source	# Projects	Federal Funding	State Funding	Program Income	Local Match	Project Total
402 DE	1	Planned: \$23,378.97			\$22,189.22	\$45,568.19
	1	Actuals: \$19,916.97			\$19,187.03	\$39,104.00

**Task: Training** **Driver Education and Behavior DE - 10**

Organization Name **Education Service Center, Region VI** Division TRF-TS Project Number **2010-ESCVI-G-MYG-Yr1-0078**

Title / Desc. **Texas Traffic SAFETY Education Staff Improvement Program. Safety Alliance For Educating Texas Youth.**

*This program is designed to provide 8 Teen Driver Education staff development workshops to 300 teachers. These trainings will be presented by consultants using a skid monster and marketed state wide.*

Performance Objectives	Target	Actual	Met?
▪ Train Driver Education Instructors	300	390	<input checked="" type="checkbox"/>
▪ Develop Set of content materials to use as training aids for classroom and skid monster activities	1	10	<input checked="" type="checkbox"/>
▪ Conduct Teen Driver Education Workshops for Teachers	8	14	<input checked="" type="checkbox"/>
▪ Complete Plan of Administrative and General Grant Requirements	1	1	<input checked="" type="checkbox"/>
▪ Analyze Instructor evaluations to determine the overall effectiveness of the staff improvement Program	300	551	<input checked="" type="checkbox"/>

**Financial Information:**

Fund Source	# Projects	Federal Funding	State Funding	Program Income	Local Match	Project Total
406 K4DE	1	Planned: \$96,049.74			\$52,400.00	\$148,449.74
	1	Actuals: \$68,691.53			\$29,160.00	\$97,851.53

**Task: Training** **Driver Education and Behavior DE - 10**

Organization Name **Education Service Center, Region VI** Division TRF-TS Project Number **2010-ESCVI-G-MYG-Yr2-0148**

Title / Desc. **Driver Awareness Program for Adults.**

*This is a 6 hour safety program for adults identified as under educated by federal guidelines. We will teach Adult Basic Education, Adult Secondary Education & English as a Second Language learners.*

Performance Objectives	Target	Actual	Met?
▪ Teach Adult Basic Education and ESL students in the Driver Awareness Program	2,000	2,006	<input checked="" type="checkbox"/>
▪ Revise Teacher resource binder to consist of lessons, activities, and answer keys	1	10	<input checked="" type="checkbox"/>
▪ Identify Adult Basic Education and ESL classes that will offer the six hour program	75	93	<input checked="" type="checkbox"/>
▪ Complete Plan of Administrative and General Grant Requirements	1	1	<input checked="" type="checkbox"/>
▪ Analyze Participant Evaluations to determine the overall affectiveness of the Driver Awareness Program	1,500	1,891	<input checked="" type="checkbox"/>

**Financial Information:**

Fund Source	# Projects	Federal Funding	State Funding	Program Income	Local Match	Project Total
406 K4DE	1	Planned: \$128,375.31			\$40,190.30	\$168,565.61
	1	Actuals: \$118,554.85			\$245,713.50	\$364,268.35

<b>Task: Training</b>				<b>Driver Education and Behavior DE - 10</b>				
<i>Organization Name</i>		<i>Division</i> TRF-TS		<i>Project Number</i>				
<b>Texas Education Agency</b>				<b>2010-TEA-G-MYG-Yr1-0168</b>				
<i>Title / Desc.</i> <b>TX Licensed Driver Education Schools Driver Education Curriculum &amp; Student-Completer Data Submission</b>								
<i>Project offers financial support to licensed driver education schools to incorporate the Program of Organized Instruction in their driver education curriculum &amp; provide student-completer data.</i>								
<i>Performance Objectives</i>				<u>Target</u>	<u>Actual</u>	<u>Met?</u>		
▪ Manage evaluation process for mini-grants to licensed driver education schools for DE curriculum				150	178	<input checked="" type="checkbox"/>		
▪ Manage application process for mini-grants to licensed driver education schools for DE curriculum				150	180	<input checked="" type="checkbox"/>		
▪ Administer mini-grants to licensed driver education schools for DE curriculum revision				150	294	<input checked="" type="checkbox"/>		
<i>Financial Information:</i>								
<i>Fund</i>	<i>Source</i>	<i># Projects</i>		<i>Federal Funding</i>	<i>State Funding</i>	<i>Program Income</i>	<i>Local Match</i>	<i>Project Total</i>
406	K4DE	1	<i>Planned:</i>	\$285,556.00			\$33,500.00	\$319,056.00
		1	<i>Actuals:</i>	\$205,000.00			\$27,541.29	\$232,541.29

<b>Task: Training</b>				<b>Driver Education and Behavior DE - 10</b>				
<i>Organization Name</i>		<i>Division</i> TRF-TS		<i>Project Number</i>				
<b>Texas Education Agency</b>				<b>2010-TEA-G-MYG-Yr2-0269</b>				
<i>Title / Desc.</i> <b>Workshops for Defensive Driving (Driving Safety) Instructors and Personnel</b>								
<i>TEA oversees workshops to provide driving safety instructors and personnel current information and countermeasures to incorporate into driving safety (defensive driving) programs.</i>								
<i>Performance Objectives</i>				<u>Target</u>	<u>Actual</u>	<u>Met?</u>		
▪ Coordinate workshops for defensive driving (driving safety) instructors and personnel				6	8	<input checked="" type="checkbox"/>		
▪ Complete administrative and general grant requirements				1	2	<input checked="" type="checkbox"/>		
<i>Financial Information:</i>								
<i>Fund</i>	<i>Source</i>	<i># Projects</i>		<i>Federal Funding</i>	<i>State Funding</i>	<i>Program Income</i>	<i>Local Match</i>	<i>Project Total</i>
406	K4DE	1	<i>Planned:</i>	\$55,100.00			\$11,657.50	\$66,757.50
		1	<i>Actuals:</i>	\$55,100.00			\$14,773.93	\$69,873.93



**FY 2010 Traffic Safety Funds  
Program Area Expenditure Summary**

**Driver Education and Behavior**

**DE - 10**

Task	# Proj	Total	FEDERAL						MATCH			Fed. 402 to Local
			402	405	406	408	410	2010	STATE	INCOME	LOCAL	
<i>Enforcement</i>												
<i>Evaluation</i>	<i>Planned:</i> 1	\$50,126.56			\$45,090.73							\$5,035.83
	<i>Actual:</i> 1	\$46,010.16			\$41,385.34							\$4,624.82
<i>Program Management</i>												
<i>PI&amp;E</i>	<i>Planned:</i> 10	\$4,084,830.04	\$957,681.32		\$538,398.00				\$2,040,481.50			\$548,269.22
	<i>Actual:</i> 10	\$4,218,609.62	\$920,731.04		\$288,963.92				\$2,459,254.60			\$549,660.06
<i>Training</i>	<i>Planned:</i> 5	\$748,397.04	\$23,378.97		\$565,081.05							\$159,937.02
	<i>Actual:</i> 5	\$803,639.10	\$19,916.97		\$447,346.38							\$336,375.75
<b>TOTALS:</b>	<i>Planned:</i> 16	<b>\$4,883,353.64</b>	<b>\$981,060.29</b>		<b>\$1,148,569.78</b>				<b>\$2,040,481.50</b>			<b>\$713,242.07</b>
	<i>Actual:</i> 16	<b>\$5,068,258.88</b>	<b>\$940,648.01</b>		<b>\$777,695.64</b>				<b>\$2,459,254.60</b>			<b>\$890,660.63</b>

**THIS PAGE INTENTIONALLY LEFT BLANK**

# Railroad / Highway Crossing

**RH - 11**

## Goals

- Reduce KAB crashes at railroad/highway crossings

## Strategies

- Educate law enforcement on laws governing railroad/highway crossings
- Increase public education and Information campaigns

## Project Descriptions

<i>Task:</i>		<b>Railroad / Highway Crossing RH - 11</b>				
<i>Organization Name</i>		<i>Division</i> TRF-TS		<i>Project Number</i>		
<b>Texas Department of Transportation</b>				<b>Railroad/Highway Crossing Program</b>		
<i>Title / Desc.</i>						
Currently there are NO projects for the Railroad / Highway Crossing Program Area						
<i>Financial Information:</i>						
<i>Fund</i>	<i>Source</i>	<i># Projects</i>	<i>Federal Funding</i>	<i>State Funding</i>	<i>Program Income</i>	<i>Local Match</i>
402	RH	0				
			<i>Planned:</i>			
			<i>Actuals:</i>			

**FY 2010 Traffic Safety Funds  
Program Area Expenditure Summary**

**Railroad / Highway Crossing**

**RH - 11**

Task	# Proj	Total	FEDERAL						MATCH			Fed. 402 to Local	
			402	405	406	408	410	2010	STATE	INCOME	LOCAL		
<i>Enforcement</i>													
<i>Evaluation</i>													
<i>Program Management</i>													
<i>PI&amp;E</i>													
<i>Training</i>													

**TOTALS:**

# Roadway Safety

RS - 12

## Goals

- Increase knowledge of roadway safety and current technologies among people involved in engineering, construction, and maintenance areas at both the state and local level
- Reduce the number of traffic crashes, injuries, and fatalities in work zones per 100 million vehicle miles traveled

## Strategies

- Evaluate best practices for reducing work zone crashes, injuries, and fatalities, including training
- Improve highway design and engineering through training
- Increase enforcement of traffic safety-related laws in work zones
- Increase public education and information on traffic safety in work zones
- Provide traffic safety problem identification to local jurisdictions

## Project Descriptions

Task: **Training** Roadway Safety RS - 12

Organization Name Division TRF-TS Project Number  
**Texas Engineering Extension Service - ITS** **2010-TEEXEUPW-G-SYG-0169**

Title / Desc. **Highway Safety Training**

Reduce the number of traffic crashes, injuries, and fatalities on city/county roads by conducting training for city/county road agency personnel on the proper use of traffic signs & pavement markings.

Performance Objectives	Target	Actual	Met?
▪ Train Participants in Installation and Maintenance of Signs	90	105	<input checked="" type="checkbox"/>
▪ Train Participants in Installation and Maintenance of Pavement Markings course	90	92	<input checked="" type="checkbox"/>
▪ Conduct Installation and Maintenance of Signs courses	5	5	<input checked="" type="checkbox"/>
▪ Conduct Installation and Maintenance of Pavement Markings course	5	6	<input checked="" type="checkbox"/>
▪ Complete Administrative and General Grant requirements	100 %	0 %	<input type="checkbox"/>

### Financial Information:

Fund Source	# Projects	Federal Funding	State Funding	Program Income	Local Match	Project Total
402 RS	1	Planned: \$38,140.43			\$17,702.00	\$55,842.43
	1	Actuals: \$25,687.76			\$36,542.00	\$62,229.76

**Task: Training** **Roadway Safety RS - 12**

Organization Name **Texas Engineering Extension Service - ITS** Division TRF-TS Project Number **2010-TEEXEUPW-G-SYG-0191**

**Title / Desc. Traffic Signal and Repair Training**

Promote traffic safety at signalized intersections by conducting training for city/county personnel on the effective use and proper maintenance of traffic signals.

Performance Objectives	Target	Actual	Met?
Train Participants in Traffic Control Systems Troubleshooting and Maintenance courses	60	81	<input checked="" type="checkbox"/>
Train Participants in Traffic Signals for Field Technicians courses	48	58	<input checked="" type="checkbox"/>
Train Participants in Basic Electronics courses	48	54	<input checked="" type="checkbox"/>
Train Participants in Design, Installation and Maintenance of Detection Systems courses	24	33	<input checked="" type="checkbox"/>
Conduct Traffic Control Systems Troubleshooting and Maintenance courses	5	5	<input checked="" type="checkbox"/>
Conduct Traffic Signals for Field Technicians courses	4	4	<input checked="" type="checkbox"/>
Conduct Basic Electronics courses	4	4	<input checked="" type="checkbox"/>
Conduct Design, Installation and Maintenance of Detection Systems courses	2	2	<input checked="" type="checkbox"/>
Complete Administrative and general grant requirements	100 %	0 %	<input type="checkbox"/>

**Financial Information:**

Fund	Source	# Projects	Federal Funding	State Funding	Program Income	Local Match	Project Total
402	RS	1	Planned: \$149,850.33			\$132,009.00	\$281,859.33
		1	Actuals: \$122,880.99			\$204,476.00	\$327,356.99

**Task: Training** **Roadway Safety RS - 12**

Organization Name **Texas Engineering Extension Service - ITS** Division TRF-TS Project Number **2010-TEEXEUPW-G-SYG-0197**

**Title / Desc. Work Zone Safety Training**

Reduce the number of traffic crashes, injuries, and fatalities in work zones by conducting training on proper Work Zone Design and Safety practices for city/county road agency personnel.

Performance Objectives	Target	Actual	Met?
Train Participants in Work Zone Traffic Control courses	1,250	1,686	<input checked="" type="checkbox"/>
Train Participants in Flagging in Work Zones courses	750	1,010	<input checked="" type="checkbox"/>
Train Participants in the Work Zone Traffic Control Refresher courses	625	758	<input checked="" type="checkbox"/>
Conduct Work Zone Traffic Control courses	50	59	<input checked="" type="checkbox"/>
Conduct Flagging in Work Zones courses	30	46	<input checked="" type="checkbox"/>
Conduct Work Zone Traffic Control Refresher courses	25	31	<input checked="" type="checkbox"/>
Complete Administrative and general grant requirements	100 %	0 %	<input type="checkbox"/>

**Financial Information:**

Fund	Source	# Projects	Federal Funding	State Funding	Program Income	Local Match	Project Total
402	RS	1	Planned: \$434,435.53			\$319,500.10	\$753,935.63
		1	Actuals: \$405,914.72			\$774,278.00	\$1,180,192.72

<b>Task: Training</b>						<b>Roadway Safety RS - 12</b>		
<i>Organization Name</i> <b>Texas Engineering Extension Service - ITSI</b>			<i>Division</i> TRF-TS		<i>Project Number</i> <b>2010-TEEXEUPW-G-SYG-0198</b>			
<i>Title / Desc.</i> <b>Safe Practices for Traffic Incident Responders</b>								
<i>Reduce secondary crashes and congestion following a traffic incident by providing training in quick clearance procedures for traffic incident responders (fire services, police, EMS, &amp; public works).</i>								
<i>Performance Objectives</i>						<u>Target</u>	<u>Actual</u>	<u>Met?</u>
▪ Train Participants in Safe Practices for Traffic Incident Responders courses						1,800	1,962	<input checked="" type="checkbox"/>
▪ Conduct Safe Practices for Traffic Incident Responders courses						72	88	<input checked="" type="checkbox"/>
▪ Complete Administrative and general grant requirements						100 %	0 %	<input type="checkbox"/>
<i>Financial Information:</i>								
<i>Fund</i>	<i>Source</i>	<i># Projects</i>	<i>Federal Funding</i>	<i>State Funding</i>	<i>Program Income</i>	<i>Local Match</i>	<i>Project Total</i>	
402	RS	1	<i>Planned:</i> \$265,885.53			\$250,000.00	\$515,885.53	
		1	<i>Actuals:</i> \$246,116.78			\$380,298.00	\$626,414.78	

<b>Task: Training</b>						<b>Roadway Safety RS - 12</b>		
<i>Organization Name</i> <b>The University of Texas at Arlington</b>			<i>Division</i> TRF-TS		<i>Project Number</i> <b>2010-UTatArl-G-SYG-0224</b>			
<i>Title / Desc.</i> <b>City/County Training Program</b>								
<i>Localized Training: Work Zone Safety and Work Zone Traffic Control, Planning, Night Road Work Planning, Installation and Maintenance of Signs and Pavement Markings, Work Zone Construction Site Safety</i>								
<i>Performance Objectives</i>						<u>Target</u>	<u>Actual</u>	<u>Met?</u>
▪ Train CCT520 Students in Work Zone Traffic Control/Qualified Flagger						1,150	733	<input type="checkbox"/>
▪ Train CCT401 Students in Work Zone Construction Site Safety						1,150	308	<input type="checkbox"/>
▪ Train CCT520 Students in Work Zone Traffic Control/Qualified Flagger						690	412	<input type="checkbox"/>
▪ Train CCT401 Students in Work Zone Construction Site Safety						690	209	<input type="checkbox"/>
▪ Train CCT515 Students Installation and Maintenance of Signs and Pavement Markings						150	43	<input type="checkbox"/>
▪ Train CCT333 Students - Night Road Work - Planning and Implementation						150	0	<input type="checkbox"/>
▪ Train CCT210 Students in Planning Work Zone Traffic Control						150	38	<input type="checkbox"/>
▪ Train CCT515 Students Installation and Maintenance of Signs and Pavement Markings						90	120	<input checked="" type="checkbox"/>
▪ Train CCT333 Students - Night Road Work - Planning and Implementation						90	48	<input type="checkbox"/>
▪ Train CCT210 Students in Planning Work Zone Traffic Control						90	81	<input type="checkbox"/>
▪ Conduct CCT520 Classes in Work Zone Traffic Control/Qualified Flagger						46	59	<input checked="" type="checkbox"/>
▪ Conduct CCT401 Classes Work Zone Construction Site Safety						46	27	<input type="checkbox"/>
▪ Conduct CCT515 Classes Installation and Maintenance of Signs and Pavement Markings						6	9	<input checked="" type="checkbox"/>
▪ Conduct CCT333 Classes in Night Road Work - Planning and Implementation						6	3	<input type="checkbox"/>
▪ Conduct CCT210 Classes in Planning Work Zone Traffic Control						6	6	<input checked="" type="checkbox"/>
<i>Financial Information:</i>								
<i>Fund</i>	<i>Source</i>	<i># Projects</i>	<i>Federal Funding</i>	<i>State Funding</i>	<i>Program Income</i>	<i>Local Match</i>	<i>Project Total</i>	
402	RS	1	<i>Planned:</i> \$504,951.92			\$177,636.56	\$682,588.48	
		1	<i>Actuals:</i> \$447,910.29			\$628,617.04	\$1,076,527.33	

**FY 2010 Traffic Safety Funds  
Program Area Expenditure Summary**

**Roadway Safety**

**RS - 12**

Task	# Proj	Total	FEDERAL						MATCH			Fed. 402 to Local	
			402	405	406	408	410	2010	STATE	INCOME	LOCAL		
<i>Enforcement</i>													
<i>Evaluation</i>													
<i>Program Management</i>													
<i>PI&amp;E</i>													
<i>Training</i>	<i>Planned:</i>	5	\$2,290,111.40	\$1,393,263.74								\$896,847.66	\$1,393,263.74
	<i>Actual:</i>	5	\$3,272,721.58	\$1,248,510.54								\$2,024,211.04	\$1,248,510.54
<b>TOTALS:</b>	<i>Planned:</i>	5	<b>\$2,290,111.40</b>	<b>\$1,393,263.74</b>								<b>\$896,847.66</b>	<b>\$1,393,263.74</b>
	<i>Actual:</i>	5	<b>\$3,272,721.58</b>	<b>\$1,248,510.54</b>								<b>\$2,024,211.04</b>	<b>\$1,248,510.54</b>



# Safe Communities

SA - 13

## Goals

- To establish integrated community traffic safety programs to prevent traffic-related fatalities and injuries

## Strategies

- Provide management support to implement community traffic safety programs
- Provide training programs on how to initiate and conduct community based programs
- Support the Safe Communities process

## Project Descriptions

<i>Task: Program Management</i>				<i>Safe Communities SA - 13</i>		
<i>Organization Name</i>		<i>Division</i> TRF-TS		<i>Project Number</i>		
<b>Texas Transportation Institute</b>				<b>2010-TTI-G-MYG-Yr2-0254</b>		
<i>Title / Desc. Management of Texas Safe Communities Program</i>						
<i>Provide management support to implement community traffic safety programs.</i>						
<i>Performance Objectives</i>				<u>Target</u>	<u>Actual</u>	<u>Met?</u>
▪ Provide set at a minimum of data and data analysis as requested				1	1	<input checked="" type="checkbox"/>
▪ Provide Safe Community activity report as required and upon request as needed				1	2	<input checked="" type="checkbox"/>
▪ Maintain website dedicated to Texas Safe Communities				1	0	<input type="checkbox"/>
▪ Increase Safe Community coalitions in Texas				7	8	<input checked="" type="checkbox"/>
▪ Conduct trainings, workshops, information sharing mtngs one of which will be in Spanish at a TX border city				5	7	<input checked="" type="checkbox"/>
▪ Conduct presentations at a min. of 2 statewide conferences & promote the SC process in as many venues avail				2	16	<input checked="" type="checkbox"/>
<i>Financial Information:</i>						
<i>Fund</i>	<i>Source</i>	<i># Projects</i>	<i>Federal Funding</i>	<i>State Funding</i>	<i>Program Income</i>	<i>Local Match</i>
402	SA	1	<i>Planned:</i> \$196,925.33			\$21,996.08
		1	<i>Actuals:</i> \$122,628.57			\$13,764.53
						\$218,921.41
						\$136,393.10

**Task: PI&E** **Safe Communities SA - 13**

Organization Name **City of El Paso Police Department (Safe Communities)** District **ELP** Project Number **2010-EIPasSC-G-SYG-0017**

Title / Desc. **Safe Communities**

Multifaceted traffic safety program addressing 5 major traffic safety concerns. The 5 major concerns are underage drinking, DWI, CPS, pedestrian and motorcycle safety.

Performance Objectives	Target	Actual	Met?
Identify Crash factors and crash patterns, locations of fatal/near fatal crashes for increased education	3	3	<input checked="" type="checkbox"/>
Educate Families on proper seat selection, usage and installation of safety seats	600	1,468	<input checked="" type="checkbox"/>
Develop Educational programs from identified problems	3	4	<input checked="" type="checkbox"/>
Coordinate Media releases promoting traffic safety, traffic safety events and programs offered by the program	12	18	<input checked="" type="checkbox"/>
Coordinate Coalition meetings	4	4	<input checked="" type="checkbox"/>
Conduct Presentations to local schools, military establishments and businesses targeting DWI	75	77	<input checked="" type="checkbox"/>
Conduct Child safety seat fitting stations/educational classes	60	127	<input checked="" type="checkbox"/>
Conduct Presentations to local youth groups and their parents targeting UDI issues	50	69	<input checked="" type="checkbox"/>
Conduct Presentations to community addressing motorcycle safety	24	40	<input checked="" type="checkbox"/>
Conduct Presentations addressing pedestrian safety	24	35	<input checked="" type="checkbox"/>
Conduct Major traffic safety fair to promote community awareness on traffic safety	1	1	<input checked="" type="checkbox"/>
Arrest minor detectables and/or cite for UDI issues via UDI initiatives	100	182	<input checked="" type="checkbox"/>

**Financial Information:**

Fund	Source	# Projects	Federal Funding	State Funding	Program Income	Local Match	Project Total
402	SA	1	Planned: \$127,085.00			\$97,998.93	\$225,083.93
		1	Actuals: \$124,390.76			\$114,896.05	\$239,286.81

**Task: PI&E** **Safe Communities SA - 13**

Organization Name **Injury Prevention Center of Greater Dallas** District **DAL** Project Number **2010-IPCOGD-G-MYG-Yr2-0248**

Title / Desc. **Dallas Tweens: Safe and Secure**

The aim of the proposed intervention is to increase properly restrained youth ages 8 to 12 in Southeast Dallas through a culturally competent, community integrated program.

Performance Objectives	Target	Actual	Met?
Implement tween occupant protection intervention	1	2	<input checked="" type="checkbox"/>
Conduct pre-intervention and ongoing tween occupant observations	3,000	3,849	<input checked="" type="checkbox"/>
Conduct pre-intervention and ongoing tween occupant observations	1,800	500	<input type="checkbox"/>

**Financial Information:**

Fund	Source	# Projects	Federal Funding	State Funding	Program Income	Local Match	Project Total
402	SA	1	Planned: \$81,933.73			\$15,275.20	\$97,208.93
		1	Actuals: \$81,933.68			\$20,953.34	\$102,887.02

<b>Task: PI&amp;E</b>	<b>Safe Communities SA - 13</b>
-----------------------	---------------------------------

Organization Name **Texas A&M University-Corpus Christi** District CRP Project Number **2010-TAMUCC-G-MYG-Yr2-0300**

**Title / Desc. Safe Communities Safe Driving Public Education Campaign**

A public education campaign in support of the Safe Communities Coalition targeting unsafe driving behavior in Nueces County through creation and delivery of presentations, PI&E materials, and PSA's.

Performance Objectives	<u>Target</u>	<u>Actual</u>	<u>Met?</u>
▪ Provide presentations on safe driving targeting Hispanics to Nueces County organizations or groups	16	22	☑
▪ Provide approved presentations on safe driving to college, university, or high school students	16	29	☑
▪ Participate community health/safety fairs or other events to distribute PI&E materials	16	35	☑
▪ Educate persons though the distribution of PI&E materials at community health/safety fairs and events	4,000	7,046	☑
▪ Educate younger drivers (college, university, and/or high school students) through presentations	200	393	☑
▪ Educate Nueces County drivers though presentations provided to community organizations	200	1,402	☑
▪ Distribute items of PI&E materials related to Nueces County safe driving issues	80,000	110,998	☑
▪ Develop new public education items and/or revise and update old ones including translation to Spanish	4	6	☑
▪ Create driver/motorcycle/bicycle/pedestrian safety presentations or revise current ones	4	4	☑
▪ Create Promotional items for use as incentives related to activities at event booths and tables	3	4	☑
▪ Create Public service announcement for Nueces County media and obtain airing of it	1	1	☑
▪ Conduct meetings of the Nueces County Safe Communities Coalition	10	10	☑
▪ Complete news releases about driving safety issues prior to events, meetings, and presentations	15	16	☑

**Financial Information:**

Fund	Source	# Projects	Federal Funding	State Funding	Program Income	Local Match	Project Total
402	SA	1	<i>Planned:</i> \$100,511.52			\$19,577.32	\$120,088.84
		1	<i>Actuals:</i> \$100,511.52			\$20,749.50	\$121,261.02

Task: **PI&E** Safe Communities SA - 13

Organization Name **Texas AgriLife Extension Service** District BRY Project Number **2010-Texas Ag-G-SYG-0055**

Title / Desc. **Brazos Valley Injury Prevention Coalition**

The coalition will use the Safe Communities model to design, implement, and support health initiatives designed to reduce traffic-related injuries and fatalities in the Brazos Valley.

Performance Objectives	Target	Actual	Met?
▪ Support Please Be Seated campaign	1	1	<input checked="" type="checkbox"/>
▪ Provide day care centers, schools or groups with educ. materials on best practice for child safety seats	12	13	<input checked="" type="checkbox"/>
▪ Provide home school associations with educational materials on traffic safety including teen driving safety	3	3	<input checked="" type="checkbox"/>
▪ Distribute Public information and education (PI & E) to support grant efforts	10,000	37,213	<input checked="" type="checkbox"/>
▪ Distribute Child safety seats at inspections and/or checkup events conducted by certified technicians	40	65	<input checked="" type="checkbox"/>
▪ Coordinate Committee to collect community resources to establish a Safety City in Brazos County	1	1	<input checked="" type="checkbox"/>
▪ Conduct Programs on the dangers of drinking and driving	8	9	<input checked="" type="checkbox"/>
▪ Conduct Programs to increase seat belt use among teens, pickup truck drivers and other groups	7	11	<input checked="" type="checkbox"/>
▪ Conduct Meetings of the Brazos Valley Injury Prevention Coalition	6	6	<input checked="" type="checkbox"/>
▪ Conduct Programs to raise driver awareness and promote motorcycle helmet safety	3	6	<input checked="" type="checkbox"/>

Financial Information:

Fund Source	# Projects	Federal Funding	State Funding	Program Income	Local Match	Project Total
402 SA	1	Planned: \$37,184.49			\$9,135.00	\$46,319.49
	1	Actuals: \$33,653.65			\$11,484.39	\$45,138.04

FY 2010 Traffic Safety Funds  
Program Area Expenditure Summary

Safe Communities

SA - 13

Task	# Proj	Total	FEDERAL						MATCH			Fed. 402 to Local	
			402	405	406	408	410	2010	STATE	INCOME	LOCAL		
<i>Enforcement</i>													
<i>Evaluation</i>													
<i>Program Management</i>	<i>Planned:</i>	1	\$218,921.41	\$196,925.33								\$21,996.08	
	<i>Actual:</i>	1	\$136,393.10	\$122,628.57								\$13,764.53	
<i>PI&amp;E</i>	<i>Planned:</i>	4	\$488,701.19	\$346,714.74								\$141,986.45	\$309,530.25
	<i>Actual:</i>	4	\$508,572.89	\$340,489.61								\$168,083.28	<b>\$306,835.96</b>
<i>Training</i>													
<b>TOTALS:</b>	<i>Planned:</i>	5	<b>\$707,622.60</b>	<b>\$543,640.07</b>								<b>\$163,982.53</b>	\$309,530.25
	<i>Actual:</i>	5	<b>\$644,965.99</b>	<b>\$463,118.18</b>								<b>\$181,847.81</b>	<b>\$306,835.96</b>

**THIS PAGE INTENTIONALLY LEFT BLANK**

# School Bus

SB - 14

## Goals

- Reduce School bus-related crashes, injuries and fatalities

## Strategies

- Provide increased enforcement of state traffic laws around school buses
- Provide management support to implement community traffic safety programs
- Provide public information and education campaigns to promote safe motor vehicle operations around school buses
- Provide safe school bus operation training for school bus drivers in both English and Spanish
- Provide training programs on how to initiate and conduct community based programs
- Support the Safe Communities process

## Project Descriptions

<i>Task: Training</i>		<b>School Bus SB - 14</b>					
<i>Organization Name</i>		<i>Division</i> TRF-TS		<i>Project Number</i>			
<b>Education Service Center, Region VI</b>				<b>2010-ESCVI-G-MYG-Yr2-0151</b>			
<i>Title / Desc. School Bus Safety Training 101</i>							
<i>Revision of Project material and continue to implement safety units to 500 school bus drivers and hold Train the Trainer workshops to ten Education Service Centers.</i>							
<i>Performance Objectives</i>		<u>Target</u>	<u>Actual</u>	<u>Met?</u>			
▪ Teach School Bus Drivers in Bus Safety 101		500	992	<input checked="" type="checkbox"/>			
▪ Identify Set of content materials to be utilized in the various Bus Safety training sessions		1	3	<input checked="" type="checkbox"/>			
▪ Complete Plan of Administrative and General Grant Requirements		1	1	<input checked="" type="checkbox"/>			
<i>Financial Information:</i>							
<i>Fund</i>	<i>Source</i>	<i># Projects</i>	<i>Federal Funding</i>	<i>State Funding</i>	<i>Program Income</i>	<i>Local Match</i>	<i>Project Total</i>
402	SB	1	<i>Planned:</i> \$128,665.54			\$23,190.30	\$151,855.84
		1	<i>Actuals:</i> \$110,230.09			\$33,608.50	\$143,838.59

**FY 2010 Traffic Safety Funds  
Program Area Expenditure Summary**

**School Bus**

**SB - 14**

Task	# Proj	Total	FEDERAL						MATCH			Fed. 402 to Local	
			402	405	406	408	410	2010	STATE	INCOME	LOCAL		
<i>Enforcement</i>													
<i>Evaluation</i>													
<i>Program Management</i>													
<i>PI&amp;E</i>													
<i>Training</i>	<i>Planned:</i>	1	\$151,855.84	\$128,665.54								\$23,190.30	
	<i>Actual:</i>	1	\$143,838.59	\$110,230.09								\$33,608.50	
<b>TOTALS:</b>	<i>Planned:</i>	1	<b>\$151,855.84</b>	<b>\$128,665.54</b>								<b>\$23,190.30</b>	
	<i>Actual:</i>	1	<b>\$143,838.59</b>	<b>\$110,230.09</b>								<b>\$33,608.50</b>	



***Section Four***  
**PAID MEDIA REPORT**

**THIS PAGE INTENTIONALLY LEFT BLANK**

## FY10 FALL IMPAIRED DRIVING PREVENTION CAMPAIGN FEATURING

In 1999, Jacqueline Saburido was trapped and burned over 60 percent of her body after a 19-year-old drunk driver slammed into the car in which she was riding. Her gripping story is the centerpiece of a comprehensive campaign to reach underage drinkers, college students, and young adults with drunk driving prevention messages. The campaign, which was first launched in 2002, has won more than a dozen national and international awards, includes television and radio commercials in English and Spanish, posters and print ads, an educational package for high school students, documentary-style videos and two websites (TexasDWI.org and HelpJacqui.com). The extensive range of components sparked widespread interest in the campaign for its universal appeal and led to a flood of calls from media outlets and reporters from around the world.



*Still image from Jacqui Saburido's TV PSA*

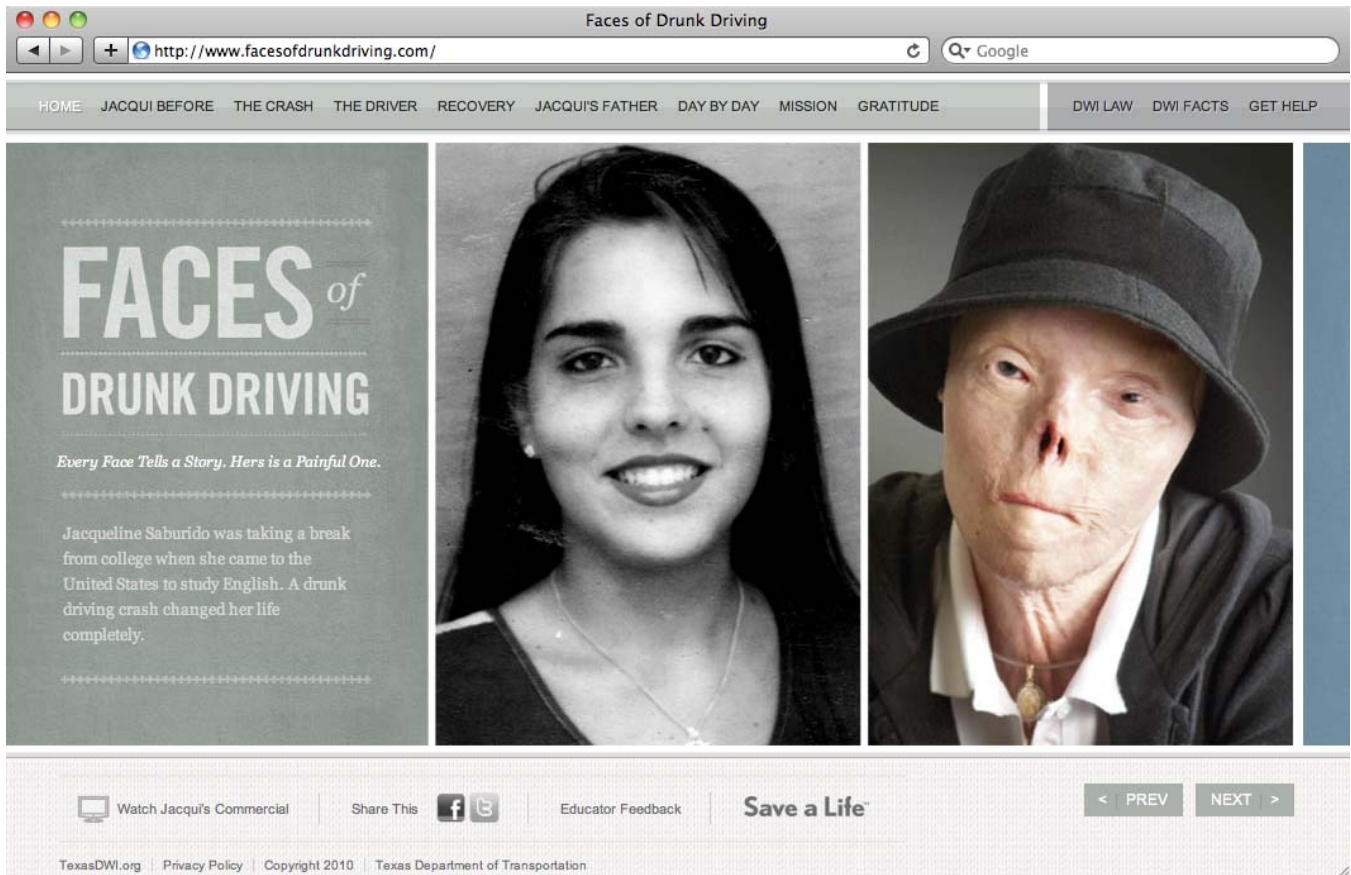
Thanks to TxDOT's willingness to develop and distribute a no-holds-barred campaign and the widespread media coverage it has generated, TxDOT has emerged as an international leader in the field of drunk driving prevention. Best of all, in 2004, officials at the National Highway Traffic Safety Administration credited the Before and After campaign in part with the first decline in alcohol-related traffic fatalities in Texas since 1999.

Building on this success, TxDOT launched the next evolution of the campaign in 2010 with the development and distribution of a new video outreach program entitled Regret. This video was supported with a paid media campaign and a new campaign website highlighting Jacqui's story, as well as a new educational kit. Though materials were produced in FY10, FY11 funds will be used for the paid media portion of the campaign.

### **INTERACTIVE**

In FY10, TxDOT launched a new website called FacesofDrunkDriving.com. The site was designed to call attention to the tragedy of drunk driving from the victim's point of view. Over time, the site will be filled with the stories of those whose lives were forever changed by an impaired driver. In the initial phase, the site tells the story of Jacqui Saburido, a woman who was burned beyond recognition when a

drunk driver, Reggie Stephey, slammed into the car she was riding in, igniting it in flames. Visitors can also watch interviews with Jacqui and Reggie, hear audio of the 911 call after the crash, and learn facts and consequences of drunk driving. The site also gives visitors the opportunity to share Jacqui's story and her message not to drink and drive via Facebook and Twitter.



*FacesofDrunkDriving.com*

## PAID MEDIA

Paid media to drive visitors to the site included a refreshed version of Jacqui's TV PSA as well as online advertisements. Paid media will run in October 2010, using FY11 funds.

## EDUCATIONAL KIT

As part of the campaign, TxDOT created educational packages that include:

- A three-part, 28-minute, documentary-style DVD titled Jacqui's Story featuring candid interviews with Jacqui Saburido and Reggie Stephey over a seven-year period;
- Posters (in English and Spanish);
- Discussion guides and lesson plan suggestions; and
- Information about DWI laws in Texas.

A total of 14,342 kits were distributed to Texas middle schools, DWI courts, driver's education schools, and military bases.



**The drunk driver  
got seven years.  
She got life.**



Reggie Stephey was convicted of intoxication manslaughter for driving drunk and killing two women. He served his time, but Jacqui Saburido can never walk away from what she suffered in the crash. Don't drink and drive.



**FacesofDrunkDriving.com**

*New Jacqui Saburido "Faces of Drunk Driving" poster sent to Texas educators*

## FY10 *KNOW WHEN TO PASS* DESIGNATED DRIVER CAMPAIGN



### CAMPAIGN OVERVIEW

Watching football is a national pastime, especially in Texas where two professional teams and 33 college teams drive Texans “football crazy”. Unfortunately, research conducted for this initiative in November and December of 2009 confirms that the sport of watching the sport is often accompanied by excessive alcohol consumption. This 594-person telephone survey revealed that most people watch football at home or at a friend’s house and 51% of those watching at a friend’s house have 3 or more drinks, (14% have 6 drinks or more) and 45% report driving home. When attending a game, 42% of those interviewed reported having 3 or more drinks, (12% have 6 drinks or more) and 73% report driving home. These statistics are bolstered by TxDOT’s crash statistics that indicate that 6% of all DUI<sup>1</sup> crashes and 5% of all fatal DUI<sup>1</sup> crashes occurred on football game days when a Texas team was playing.

Year one of this three year campaign, launched at the start of the 2010 football season and uses paid media to target football fans while they are watching the game at a friend’s house or in the stadium, reminding them that if they’ve been drinking, to pass their keys. Media began in mid-August with the NFL pre-season games, covering college and professional football matches throughout the season. Three thirty-second televisions spots and two versions of sixty and thirty-second radio spots were produced in English and Spanish specifically targeting football fans while they are participating in football watching parties.



1. In this case “DUI” means a BAC result >0.00 g/dL or for at least one driver, one of the following was identified as a contributing factor: “had been drinking,” or “under the influence of alcohol”.



**Paid Media**

Paid media efforts included spot television, spot radio, DJ endorsements on sports talk radio, and interactive advertising in the following markets: Austin, Bryan/College Station, Dallas/ Fort Worth, El Paso, Houston, Lubbock, RGV, and San Antonio. Sports sponsorship packages were also secured with 5 major football teams in Texas: the Dallas Cowboys, Houston Texans, Texas Longhorns, Texas A&M Aggies and Texas Tech Red Raiders.



Television advertising aired during NCAA and NFL football games, as well as during recap shows such as ESPN's College Gameday. Radio advertising focused on sports talk stations in each market, with DJ endorsements running in addition to traditional :30 and :60 spots. Internet banner ads and video were placed on football-themed websites such as fantasy football leagues, interactive chat rooms (ie. www.hornsfans.com), and sports-related sites (ie. www.ESPN.com). The sports sponsorships included prominent in-stadium signage, banner ads on teams' websites and display space on game day.

**Flight dates: August 2 – September 30, 2010**

<b>MEDIA</b>	<b>BUDGET</b>	<b>DESCRIPTION</b>	<b>IMPRESSIONS</b>
Television	\$130,658	176 spots; 8 markets / 48 spots on Fox Sports cable network statewide	2,109,000
Radio	\$50,598	2468 spots; 8 markets	1,453,000
Internet	\$11,050	Banner ads on sports-related websites and category-targeted ads on Evite, generated 1135 clicks	2,428,536
Sports Events	\$229,412	In-stadium signage and promotional opportunities with 2 NFL and 3 NCAA football teams	5,354,486
<b>TOTAL</b>	<b>\$421,718</b>		<b>11,345,022</b>

**Added Value**

Added value elements negotiated as part of the media buy included bonus spots, DJ endorsements, and online banner ads. The total added value reported for FY 2010 is \$454,233.

**Earned Media**

A statewide press release was sent out in September 2010 to broadcast and print outlets to raise awareness of the issue of game day drinking and driving and TxDOT's efforts to address the issue. Work began on the interactive mobile display that traveled during September 2010 and will continue through the rest of the football season in FY 2011.

**Overall Campaign Value and Results**

Paid media generated over 11,345,022 impressions and achieved \$454,233 in added value placements. Public relations and earned media efforts resulted in over \$1,137,799 of added value with partnership added value and contributions totaling \$1,509. Total added value received for the campaign in FY 2010 totaled \$455,742. With the majority of the football season falling in FY'11, earned media efforts hit their stride in during the October 2010 timeframe and will be reported on in the FY 2011 recap.

*FY10 ANNUAL HOLIDAY DESIGNATE A DRIVER CAMPAIGN*





With all the parties to attend and presents to buy, wrap, and deliver, traffic on Texas roadways sees a marked increase during the Christmas season. Unfortunately, an increase in alcohol consumption plus more cars on the road can turn this festive time into a dangerous one.

For the 12th consecutive year, TxDOT sponsored a holiday-themed public education campaign to remind Texans not to drive if they've been drinking. Campaign components included paid media, earned media, interactive marketing, and point-of-sale and outreach efforts and was directed to English- and Spanish-speaking Texans between 25 and 54.

To refresh the campaign this year, TxDOT introduced new creative elements featuring a trio of party-going reindeer and the message, "Don't drive if you're tipsy, buzzed or Blitzen. Call a cab or get a sober ride home."

**PAID MEDIA**

TxDOT placed \$671,678 in paid media from December 7, 2009 to January 3, 2010. The campaign consisted of festive, friendly reminders that used humor to deliver the serious message not to drink and drive in the following outlets:

**Paid Media, Designate a Driver, December 7, 2009-January 3, 2010**

<b>Media</b>	<b>Gross Media Placed</b>	<b>Description</b>	<b>Impressions</b>
Spot TV	\$159,092	4,766 spots; 17 markets	35,636,000
FOX Sports TV	\$48,500	156 spots; 18 markets	2,575,500
Spanish-Language Radio	\$50,358	1,537 spots; 6 markets	10,679,000
Twitter Radio	\$4,850	Deejay tweets, web components, and bonus spots in 5 markets	N/A
Outdoor	\$129,261	54 billboards in 24 markets; 500 pumptoppers in 6 markets	109,679,930
Alternative Media/Outreach	\$79,619	302 posters and mirror clings in 6 markets; 20,000 outdoor posters in 10 markets; digital jukeboxes; flat panel screens in bars	12,127,944
Interactive	\$199,998	103,460 click-throughs; (expandable banners, in-banner video ads, pre-roll video ads and companion banners on Tremor Media network, static ads on MySpace.com)	44,055,152
<b>Total</b>	<b>\$671,678</b>		

**ADDED VALUE**

Paid media value-add services in the form of bonus spot rotations, on-air interviews featuring TxDOT spokespeople, live liners, combined with posters and decals for alternative media, bonus billboards, plus added-value clicks and impressions online was an estimated \$708,646.



### INTERACTIVE

In addition to traditional paid media, public relations, and outreach efforts, TxDOT developed an innovative interactive strategy extending the equity of the holiday campaign to engage Texans online. Interactive media included social media, web banners, online video, and digital out-of-home. Total digital efforts garnered more than 44 million impressions.

**Social Media.** TxDOT's lovable "Santa" character connected with Texans online via social media profiles on both Facebook and MySpace. The profiles featured interactive content in the form of photos, videos, "North Polls" and letters (blogs) from Santa, all emphasizing the importance of driving sober. Users could also download digital assets, such as campaign-themed desktop backgrounds, cell phone ringtones, holiday MySpace "skins," and a countdown to Christmas clock. TxDOT also launched a "Which Reindeer Are You?" Facebook quiz application to engage users with entertaining, seasonal content while presenting DWI-prevention messages throughout the experience. Users could post personalized results to their own profile walls, allowing TxDOT to virally spread DWI-prevention messages in a fun, non-threatening way.

Santa's social media efforts achieved unprecedented success. Fans and friend requests topped more than 8,000 users. Combined MySpace and Facebook holiday efforts garnered nearly 300,000 user interactions, including profile views, poll responses, downloads, watched videos, blog views, comments, and messages. More than 40,000 impressions came from "word-of-mouth" efforts where visitors passed the message on to their own friends online.

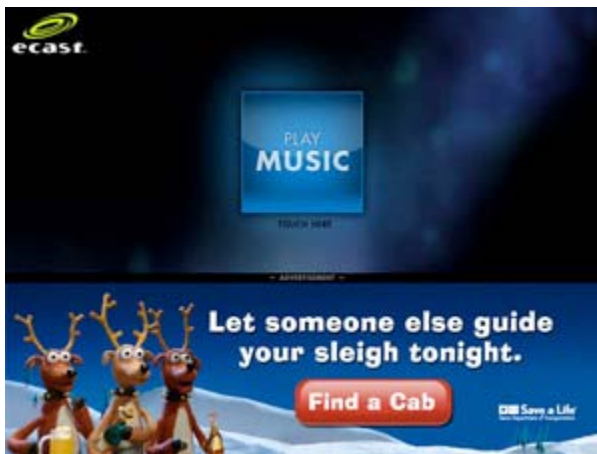
**Web Banners.** TxDOT placed DWI-prevention messaging on local entertainment guides, such as Austin360.com, GuideLive.com, and Yelp.com to reach users when they were looking for bars, clubs, holiday events, and planning to go out with friends. TxDOT also placed banners on Evite.com, to reach users when they were planning or RSVPing to holiday parties. Animated web banners reminded users to plan a sober ride before taking part in the season's merriment.



Web Banner

Online Video. Seven out of every ten people watch TV or other video content on the web, and that ratio is even higher in this young target demographic. To extend the reach of the “Reindeer Barn” PSA, we placed online video ads and companion banners on Hulu.com and the BBE’s network of website properties.

Digital Jukeboxes. TxDOT placed holiday-themed ads on the Ecast network of touch-screen digital jukeboxes, reaching Texans when they were out drinking alcohol at bars and clubs. Bar goers were able to click through to a localized cab finder application and could send taxi numbers right to their cell phones. The microsite also featured a “reindeer game” which reminded users to never drive if they are “tipsy, buzzed or Blitzen.” Ecast served 12.1 million impressions and nearly 71,000 users touched through to the cab microsite.



Ecast Ad



Ecast Microsite

**Earned Media**

Broadcast. TxDOT distributed b-roll footage to Texas media outlets highlighting the expanded alternative media tactics used in this year’s campaign including posters, decals, and antler graphics placed in bars and restaurants across Texas. The story was picked up by major news affiliates in Austin, Dallas/Ft. Worth, El Paso, Houston, San Antonio, and elsewhere across the state, reaching an audience of 743,500 viewers and garnering an estimated \$77,508.50 in earned media value.

Print. TxDOT distributed English and Spanish news releases to more than 500 newspapers throughout

Texas and to a major wire service for targeted distribution. The news releases highlighted the campaign's alternative media tactics and strong partnership network. More than 50 papers ran news stories that reached an estimated 751,400 readers, generating an estimated \$69,897 in earned media value.

Online. TxDOT's "designate a driver" message was picked up by several websites, including Reuters.com and Forbes.com. Coverage by online news sites generated an estimated earned media value of \$175,864 and reached more than 261,000 readers.

Earned Media Summary. Earned media efforts generated \$323,270 in public relations value for the "Designate a Driver" message, reaching Texas news consumers 1.76 million times.

### EMPLOYER-BASED OUTREACH

TxDOT partnered with the National Safety Council to provide Safe Office Party Toolkits comprised of an introductory mailer and an online ordering system, offering:

- Decals for mirrors, windows, and doors;
- Breakroom posters;
- Animated and static web banners for the employer's website or Intranet site;
- Digital ePosters employers could email to staff;
- Fact sheets about drinking and driving, laws and consequences;

The direct mail piece was sent to 4,200 employers in the National Safety Council's employer database and received a 9% response rate. Nearly 17,800 "Get a sober ride home" decals and 9,000 posters were distributed.



Breakroom Poster

### Point-of-Sale Messaging

For the 12th consecutive year, TxDOT collaborated with retailers to display campaign materials where alcohol is sold. Valero Energy Corporation and members of the Texas Package Store Association, the Texas Petroleum Marketers and Convenience Store Association, and the Texas Restaurant Association donated their time and retail space for messaging during the winter holidays. TABC and TMPA distributed materials, as did TxDOT Traffic Safety Specialists (TSSs). Nearly 45,000 decals were posted on cooler doors and mirrors, and 1.2 million coasters made their way onto bars and tables across Texas. The estimated value of this retail effort totaled \$553,275.

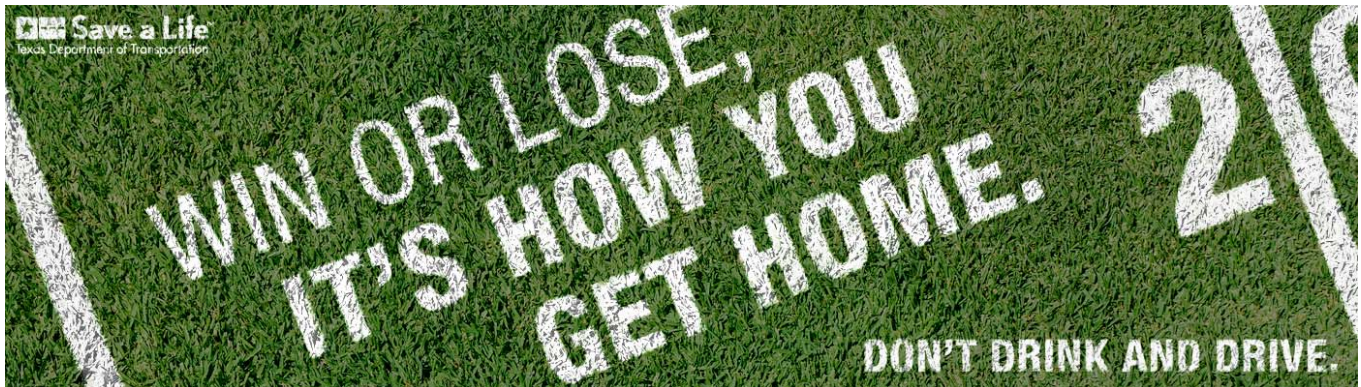
**ADDITIONAL EFFORTS**

TxDOT distributed promotional and educational items during November and December to TxDOT’s Traffic Safety Specialists (TSSs) and subgrantees for their outreach efforts and local press events surrounding the winter holidays. Materials included decals, coasters, and posters featuring Santa, “kissing reindeers,” and the new “Tipsy, buzzed or Blitzen” trio creative.

**OVERALL CAMPAIGN VALUE**

Combining the \$708,646 added value from media vendors, \$323,270 earned media value from public relations activities and \$553,275 in-kind contributions of retail partnerships, the Holiday “Get a sober ride home” campaign generated a total of \$1.6 million in value.

**FY10 ANNUAL SUPER BOWL DON’T DRINK AND DRIVE CAMPAIGN**



The Super Bowl has become a holiday in its own right with people getting together to celebrate together at bars, restaurants and watching parties with friends and family. Like many sporting events, alcohol figures strongly into Super Weekend celebrations bringing with it an increase in alcohol-related incidents on Texas roads and highways.

This year, TxDOT sponsored a football-themed public education campaign to remind Texans to plan a safe and sober ride home during the weeks leading up to the big game. Using a combination of traditional, interactive, and alternative media, the campaign aims to remind Texans that no matter whether your team wins or loses, how you get home is the most important play of the day.

Campaign components included paid media, earned media, interactive marketing, and alternative media efforts targeted at Texans between 21 and 54, skewing male.

**PAID MEDIA**

TxDOT placed \$263,740 on paid media from January 25 – February 7, 2010. The campaign consisted of engaging and friendly reminders using humor to deliver the serious message not to drink and drive in the following outlets:

**Paid Media, Don’t Drink and Drive, January 25 – February 7, 2010**

Media	Gross Paid	Description	Impressions
TV	\$149,496	599 spots; 6 markets	1,715,000
Radio	\$39,990	952 spots; 6 markets	625,000

Outdoor	\$19,760	23 digital billboards in 5 markets	N/A
Interactive	\$35,000	Web banners on Evite and BBE's network; 6,864 click-throughs	2,594,874
Alternative	\$19,494	Ecast: Banners on digital jukebox network; 35,510 click-throughs  Venuetainment: TV spot on bar and restaurant screens in 20 venues in Austin	6,164,609
<b>Total</b>	<b>\$263,740</b>		

Paid media was concentrated in the two weeks leading up to the Super Bowl with flights primarily airing on sports cable networks and sports programming on targeted broadcast and cable networks. TV PSAs were aired prior to and during the actual Super Bowl game where available to achieve maximum reach during the campaign.



“Bad Cheerleaders” 30-second TV spot

**ADDED VALUE**

Paid media value-add services consisted of bonus spot rotations in TV, radio, and digital out-of-home networks. Total added value was \$36,742 during the very high-profile Super Bowl period.

**INTERACTIVE**

TxDOT placed DWI-prevention messaging on Evite.com, to reach users when they were planning or RSVPing to Super Bowl watching parties. Animated web banners featured football-themed creative and clicked through to TexasDWI.org. Additional online placements included pre-roll video and companion banners on BBE’s network of sports-related websites. Web banners and online video garnered 2.6 million impressions and 6,800 click-throughs.



Web Banner

TxDOT also placed football-themed ads on the Ecast network of touch-screen digital jukeboxes, reaching Texans when they were out drinking. Bar and restaurant patrons were able to click through to find local cabs and could send taxi company phone numbers right to their cell phones. The microsite also featured the “Pigskin Challenge” which reminded players that winners always find a sober ride. ECast served over 6 million impressions and 35,510 users touched through to the cab finder microsite.



Ecast Ad



Ecast Microsite

**EARNED MEDIA**

TxDOT distributed English and Spanish news releases along with the new TV, radio, and out-of-home PSAs to hundreds of news outlets throughout Texas and to a major wire service for targeted distribution. The news release led with, “Really Bad Cheerleaders Have a Message for Sports Fans” putting the spotlight on the humorous new TV PSA launching the campaign. Major news affiliates and newspapers in Austin, Dallas/Ft. Worth, Houston, San Antonio, and El Paso picked up the story garnering \$297,874 earned media value.

**OVERALL CAMPAIGN VALUE**

Combining the \$36,000 added value from media vendors and \$297,874 earned media value from public relations activities, the Super Bowl Don't Drink and Drive campaign garnered more than \$334,616 in match funds.

FY10 COLLEGE WHO'S DRIVING TONIGHT? CAMPAIGN



College-age adults continue to be among the worst offenders when it comes to drinking and driving. Whether it's during Spring Break at South Padre Island, tailgating before a football game, or just a night

on the town, entertainment and events for many in this demographic often include consumption of alcohol en masse.

The *Who's Driving Tonight?* public education campaign uses peer-to-peer outreach and online tactics to reach young adults between 18 and 24 to promote the importance of designating a sober driver. Below is the summary of efforts during the 2010 fiscal year.

## OUTREACH EVENTS

Lenny, the campaign "spokesdeer," and a team of young staffers hit the road to share DWI-prevention messages with college students at seven events across the state:

- University of Texas El Paso vs. Southern Methodist University at Gerald J. Ford Stadium, Dallas (11/14/2009)
- ESPNU Road to the Championship at AT&T Center, San Antonio (11/17/2009)
- Sam Houston State vs. Texas State in San Marcos, Austin (11/21/2009)
- Rice University vs. University of Texas El Paso at Don Haskins Center, El Paso (2/27/2010)
- Saint Patrick's Day/Spring Break at JP Luby Beach, Corpus Christi (3/17/10)
- Spring Break at South Padre Island, Pharr (3/19/2010)
- Spring Break at South Padre Island, Pharr (3/20/10)

The primary goal of the activity was to engage students with the brand by allowing them to record their own DWI-prevention video. Students got their 15MB of fame and a chance to win an HD Flip Video Camcorder in exchange for recording a DWI-prevention video at a touch-screen video kiosk.

Once user-generated videos were reviewed, tagged with an animated camera card, and uploaded to the *Who's Driving Tonight?* YouTube Channel, students received an email with a link to their video. Other outreach goals achieved were:

- Invited students to sign the *Who's Driving Tonight?* Texas-sized pledge board that read, "Who's Driving Tonight? If I've been drinking, it's not me."
- Enabled students to find a sober ride by distributing local taxi cab phone numbers and promoting local sober ride programs.
- Allowed students to take the brand back with them in the form of "spirit bandana" promotional giveaways and pictures from the exhibit on their own cell phones and cameras.
- Drove students to the *Who's Driving Tonight?* YouTube Channel and encouraged them to pass their DWI-prevention video along to their friends.





**Lenny, Campaign “Spokesdeer”**

A quirky plastic party animal resonated with the young market and reminded students to always designate a sober driver.



**Touch-Screen Video Booth**

Students recorded their own DWI-prevention videos at a touch-screen video kiosk. Videos were tagged with an animated camera card and uploaded to the Who’s Driving Tonight? YouTube Channel.



**Peer-to-Peer Outreach**

TxDOT’s proven peer-to-peer, on-the-ground marketing model was expanded to seven events in FY10.

**PAID MEDIA**

Paid media supported each of the outreach events near college campuses throughout the year.

**Paid Media, *Who's Driving Tonight?*, November 2009, February 2010 & March 2010**

Media	Gross Paid Media	Description	Metrics
Event Marketing	\$7,530	Events at SMU, UTEP, and Texas State; four additional events were negotiated free of charge	N/A
Outdoor	\$26,423	11 boards in six college markets, coordinated with events in November 2009, February and March 2010	17.1 million impressions
Airport Wall Wrap	\$4,000	One wall wrap at Harlingen Airport, gateway to Spring Break festivities on South Padre Island in March 2010	N/A
Pumptoppers/ Frozen Billboard Program	\$3,565	Messaging at gas stations en route and near the beach on South Padre Island during March; included branded pumptoppers, wrapped ice boxes, and window and door decals	387,000 impressions
Interactive	\$108,000	Video ads and companion banners on Hulu.com, Facebook.com and BBE's network statewide during September 2010	96.6 million impressions 43,500 click-throughs
<b>Total</b>	<b>\$149,518</b>		

**PAID MEDIA ADDED VALUE**


Paid media value-add services in the form of paid versus rate and override on billboards and pumptoppers exceeded \$61,200.

**INTERACTIVE MARKETING**

The *Who's Driving Tonight?* YouTube Channel gives TxDOT the opportunity to connect and create sustained relationships with college students online—in their own world. The newly produced headlining video, titled "Happy Hour FAIL," highlights the consequences of a DWI. The story is illustrated through social media and other digital tools that young adults use every day. The viewer is positioned as the protagonist, allowing them to truly get a feel for how a DWI could unravel their life. The user-generated videos featured on the *Who's Driving Tonight?* channel star students who recorded their own brand of DWI prevention at the video kiosk at the college events.

To date, *Who's Driving Tonight?* online efforts have produced:

- 399 student-generated videos
- More than 52,000 channel views
- More than 61,000 video views
- More than 5,000 video views through shares on Facebook and through hundreds of tweets
- 22 mentions of the "Happy Hour FAIL" video on online news sites and blogs from all over the world including Canada, Australia, New Zealand, Spain, France, and Iceland.



“Who’s Driving Tonight?”-branded YouTube Channel

### UNIVERSITY OUTREACH

TxDOT cultivated partnerships with Student Life programs at several Texas universities in order to distribute peer-to-peer outreach kits for on-campus student leaders. On-campus Resident Assistants (RAs) are trained student leaders who supervise college students living in residence halls. Arguably the most responsible students on campus, RAs are usually tasked with planning and implementing educational programs in the residence halls and are often required to update bulletin boards in the dorms.

The peer-to-peer educational kits included a booklet with instructions and DWI facts, posters, decals, designated driver signup sheets, and sober ride program flyers. TxDOT established partnerships for the distribution of 1,500 kits at the following schools:

- Texas A&M University
- Texas Tech University
- University of Texas
- Stephen F. Austin State University
- Texas State University
- University of Houston
- Southern Methodist University
- Texas Christian University



Peer-to-Peer Educational Kit Posters

**ADDITIONAL EFFORTS**

TxDOT distributed more than 130,000 promotional and educational items during March to TxDOT’s Traffic Safety Specialist (TSSs) and subgrantees for their college DWI-prevention outreach efforts surrounding Spring Break in their districts. Materials included note pads, drawstring backpacks, pencils, and traffic safety guides.

FY10 WORLD CUP DON’T DRINK AND DRIVE CAMPAIGN



The World Cup is the largest sporting event on the globe and is watched by billions of people over a four-week period. Soccer’s popularity is on the rise in the United States and with each event more and more Americans are watching the matches at home and at social events. The World Cup is a time for celebration and often involves drinking among the fans and supporters.

The World Cup’s international draw represented a unique opportunity for TxDOT to deliver an impaired driving message to the large Spanish-language dominant audience in Texas. Through soccer-themed messaging TxDOT is able to remind all Texans to designate a driver or find a sober ride home if they plan on drinking during the month-long festivities.

**PAID MEDIA**

TxDOT spent \$493,652 in paid media from June 28 – July 25, 2010. The campaign consisted of placement on Spanish-language media skewing towards young males with an affinity for sports.

**Paid Media, Don't Drink and Drive, June 28 – July 25, 2010**

Media	Budget	Description	Impressions
TV	\$346,803	1,688 spots; 6 markets	18,714,000
Radio	\$74,420	1,452 spots; 6 markets	10,634,000
Outdoor	\$22,429	19 digital billboards in 3 markets	N/A
Interactive	\$50,000	Web banners on Batanga Sports Network; 7,073 click-throughs	4,402,932
<b>Total</b>	<b>\$493,652</b>		

Paid media flights occurred during the month-long coverage of the World Cup with heavy placement during sports programming, World Cup recap shows and websites, and during high-profile World Cup matches.



“The Rock” 30-second TV spot

**ADDED VALUE**

Paid media value-add services consisted of bonus spot rotations in TV, radio, and digital out-of-home networks. Total added value secured was \$268,705.

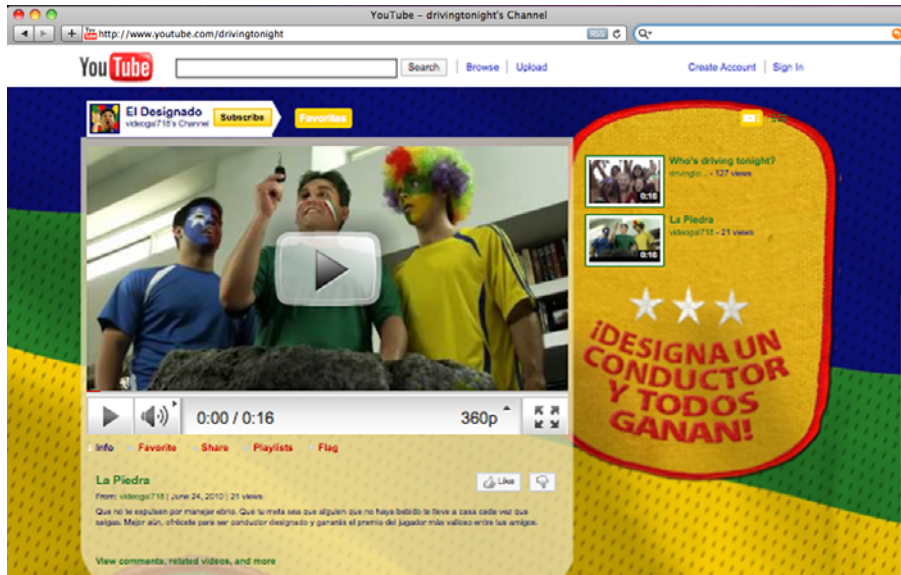
**INTERACTIVE EFFORTS**

TxDOT placed online ads on the Batanga Sports Network, a popular source for World Cup coverage online. DWI-prevention messaging was incorporated into banners with scrolling RSS feeds showing real-time World Cup game scores. Additional placements included in-banner video, pre-roll video, and companion banners. Online paid media efforts totaled more than 4.4 million impressions and more than 7,000 click-throughs.



In-Banner Video with Live Score Feed

TxDOT also developed a longer version of “The Rock” TV spot for use on the web. The extended-length viral video was posted on TxDOT’s “Who’s Driving Tonight?” YouTube Channel, which was skinned with a colorful soccer jersey during the World Cup games.



World Cup-Themed YouTube Channel

**EARNED MEDIA**

TxDOT distributed English and Spanish news releases along with the new TV, radio, and out-of-home PSAs to hundreds of news outlets throughout Texas and to a major wire service for targeted distribution. The news release led with, “Really Bad Cheerleaders Have a Message for Sports Fans” putting the spotlight on the humorous new TV PSA launching the campaign. Major news affiliates and newspapers in Austin, Dallas/Ft. Worth, Houston, San Antonio, and El Paso picked up the story garnering \$208,552 in earned media value.

**OVERALL CAMPAIGN VALUE**

Combining the \$268,705 in added value from media vendors and \$208,552 in earned media value from public relations activities, the World Cup Don’t Drink and Drive campaign garnered \$477,257 in match funds.

## FY10 CLICK IT OR TICKET SAFETY BELT ENFORCEMENT CAMPAIGN



### Click It or Ticket. Even in the back seat.

State law now requires both adults and children to be buckled up in the front or back seat. Fines up to \$250.  Save a Life

Since the Click It or Ticket campaign began in Texas a decade ago, the safety belt usage rate has increased by nearly 18 percentage points. Though more Texans buckled up in 2009 than ever before, we still need to reach the roughly 1.75 million Texans who don't regularly wear their safety belt. In 2010, we had the additional task of educating the public about a new law aimed to protect more Texans—backseat passengers must be buckled up, regardless of their age.

On the enforcement end, officers around the state worked overtime from May 24 through June 6, ticketing Texans who weren't buckled up. Some of the most populated metropolitan areas participated in the effort: Austin, Corpus Christi, Dallas, El Paso, Fort Worth, Houston, the Rio Grande Valley, and San Antonio. The Texas Department of Public Safety also took part in the mobilization, along with other law enforcement agencies. In all, officers handed out more than 34,000 safety belt citations during the two-week enforcement period.

#### PAID MEDIA

The paid media campaign, which ran from May 17 to June 6, was directed toward those who don't consistently use safety belts: men between 18 and 34, with special emphasis on pickup drivers. It also focused on informing drivers and passengers about the new requirement in Texas that all riders in a vehicle must be buckled up.

During 2010, TxDOT placed \$1,705,501 in paid media for the statewide Click It or Ticket campaign in the following outlets:

#### Paid Media, Click It or Ticket, May 17 – June 6, 2010

Media	Budget	Description	Impressions
Spot TV & Fox Sports	\$734,114	19,575 spots; 18 markets	75,985,000
Spot Radio & Traffic	\$447,838	9,734; 19 markets (plus Texas State	31,329,000

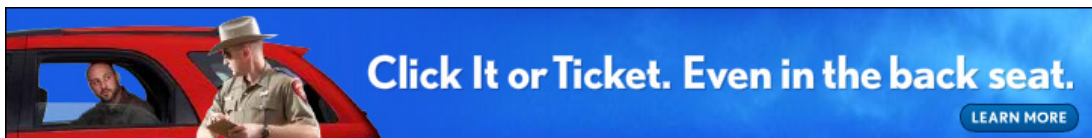
Sponsorship		Network)	
Outdoor	\$150,010	55 billboards in 25 markets; pumptoppers at 194 gas stations in 18 markets	127,097,000
Theater	\$69,665	PSAs on 763 screens; 45 theaters; 18 markets	N/A
Sports Events	\$173,500	Promotional opportunities with 7 different baseball franchises	6,366,000
Interactive	\$130,374	31,000 click-throughs from ads on Mapquest.com, Hulu, Navteq, Yahoo! Maps, and Yelp.com	13,000,000
<b>Total</b>	<b>\$1,705,501</b>		<b>253,777,000</b>

**INTERACTIVE**

To reach the target audience of young males, we positioned Click It or Ticket messaging where they are spending a large portion of their time—online. Total paid digital efforts boasted 13 million impressions and more than 31,000 click-throughs.

Online Video. Seven out of every ten people watch TV or other video content on the web, and that ratio is even higher in our target demographic. To extend the reach of the newly produced “Busted” PSA, we placed online video ads and companion banners on Hulu.com to build awareness about the new backseat law, particularly with males 18–34 in the target audience.

Map Reminders. We created colorful new animated banner ads to be displayed on popular mapping sites like Mapquest.com, Yahoo! Maps, and Yelp.com. These banner ads reached users as they were finding directions and planning to drive, likely just before they got in their cars. Static banner ads also printed out with some maps, meaning many Texans brought the Click It or Ticket message into their car or truck as they traveled to their destination.



Web Banner

Mobile. Nearly 85% of cell phone owners do not leave home without their cell phone. Recent developments in the digital landscape allowed us to incorporate cutting-edge mobile marketing tactics, giving us the opportunity to reach Texans on the go. We placed Click It or Ticket banner ad alerts on targeted mobile websites and location-based smart phone applications, such as Traffic.com, Accuweather, GasBag gas station finder, and Garmin GPS navigation devices. We also created a mobile-enabled site specifically for this effort: TexasClickItorTicket.mobi. Here users could learn the new occupant protection laws, tweet about law changes, and alert their friends via email directly from the mobile site. The mobile ads reached Texans roughly 1.5 million times, and resulted in 11,520 additional interactions on the mobile site and in-application messaging.

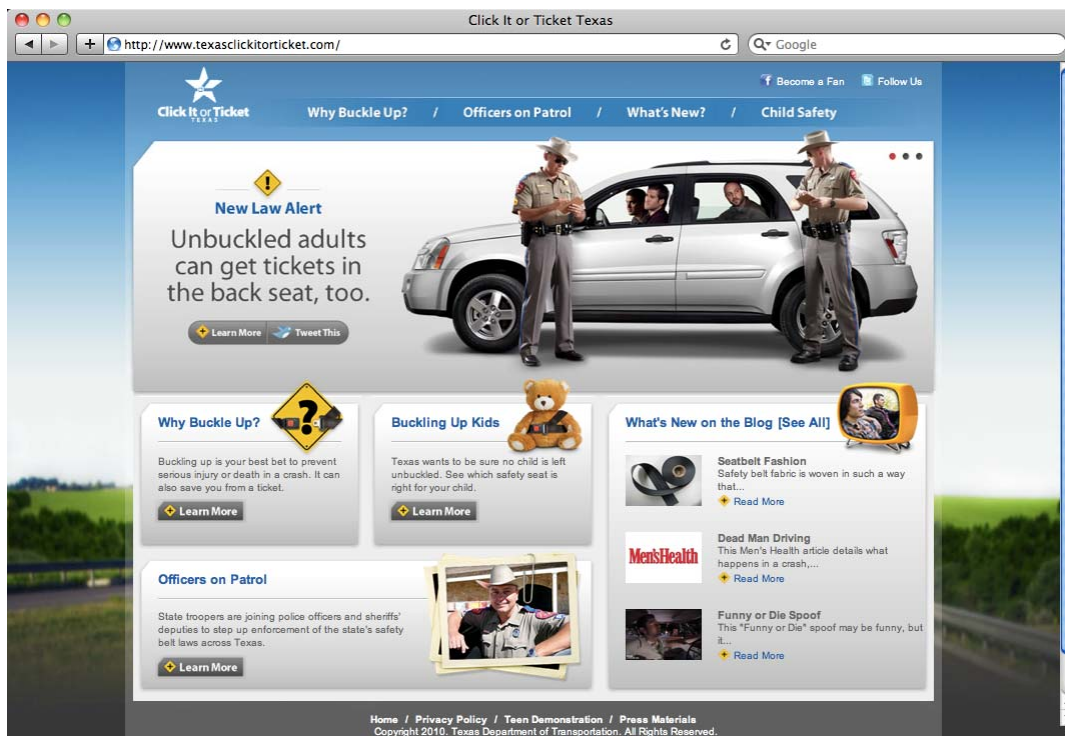




Mobile Banners and Mobile Site

### Comprehensive Occupant Protection Website

This year, TexasClickOrTicket.com expanded into a one-stop destination for occupant protection content online. With a fresh new design, the website featured information about safety belt laws in Texas and highlighted what can happen if you're not buckled up in a crash. The website also incorporated a section where parents and other caregivers can find out which child safety seat is right based on their child's size and age. Last year's "Buckle Up" blog was transformed into the "What's New" section, featuring new crash stories, updates about the campaign, and more.



TexasClickItOrTicket.com

## ADDED VALUE

We rely heavily on added value as part of our commitment to obtain best value for TxDOT's media dollars and to help meet federally mandated match fund requirements. For Click It or Ticket, the added value opportunities in 2010 were bonus spots, links and ads on vendor websites, TV news "billboards," traffic sponsorships, community affairs show interviews and inclusion in community calendars, reduced pricing, material distribution at station remotes, banner placement at station events, live reads, free billboards and additional time on purchased boards, inclusion in theater lobby entertainment networks, spot placement during baseball games, arena signage plus first pitch and giveaway opportunities.

In all, added value opportunities resulted in \$1,921,359 in free media for the campaign.

## EARNED MEDIA

Click It or Ticket has been highly successful in convincing Texans to buckle their safety belts, and media coverage of the campaign has played a major role in that success. This year's public relations efforts focused on changes to the law—the new backseat safety belt requirement and the new booster seat requirement for children younger than 8.

We supplemented the "hard news" angle of the changes in Texas law with the softer approach of this year's larger-than-life spokesman, Big Tex. By combining these two angles, we hoped to make even more Texans aware of the statewide safety belt enforcement effort in order to meet TxDOT's goal of 93.2 percent usage.



Click It or Ticket 2010 campaign launch at Austin's Long Center for the Performing Arts on May 3.

## Multiple "Big Tex" Press Events

As one of the state's "biggest" celebrities, Big Tex was the perfect icon to deliver the Click It or Ticket message. We even got the official voice of Big Tex to record some "buckle up" messages to play at our press conferences. The statewide press launch took place at the Long Center for the Performing Arts in Austin on May 3, and a print news release was distributed on the wire in English and Spanish accompanied by color photos of the event and b-roll video footage. After the launch event in Austin, Big Tex traveled to eight additional cities located in large media markets or areas with low safety belt usage. Big Tex's visits helped create earned media opportunities locally in each of the cities he visited, and customized news releases and media advisories were pitched to media at each stop along the way.

**Amarillo**

Big Tex was joined by local law enforcement at the new Texas Travel Information Center.



**Arlington**

Cowboys Stadium served as Big Tex's backdrop for the Dallas/Fort Worth-area press event.



**Atlanta**

The Waskom Tourist Information Center hosted Big Tex as well as local and national traffic safety advocates.



**Beaumont**

Big Tex stood tall in front of the historic Spindletop-Gladys City Boomtown Museum's replica oil derrick.



**Houston**

Assistant Chief Vicki King of the Houston Police Department and Harris County Sheriff Adrian Garcia helped launch the Click It or Ticket campaign in Houston. Big Tex stuck around for the Art Car Parade Preview Party later that day.



**Lubbock**

Big Tex posed with the giant horn-rimmed glasses in front of Lubbock's Buddy Holly Museum.



### San Antonio

Two Texas icons together at last—Big Tex and the Alamo. Christina Evans survived a rollover crash and lived to tell her story thanks to her safety belt.



### Wichita Falls

Local Traffic Safety Specialist Patsy Walls joined Big Tex, law enforcement, and a few crash test dummies in front of the falls.



Additional press events took place in McAllen and at Six Flags, Arlington. TxDOT also provided media advisory, news release, press event agenda, talking point and op-ed templates to assist TSSs with local press events and other efforts to alert their communities of the Click It or Ticket campaign.

### Booster Seat Law Announcement

We generated a second round of media attention with a statewide press release announcing enforcement of the new booster seat requirement for children up to age 8. The announcement resulted in a second wave of media coverage surrounding the Click It or Ticket campaign and the new safety belt laws.

### Earned Media Results

The changes in Texas safety belt laws and the appeal of Big Tex put TxDOT on the pages of many newspapers and in many news broadcasts all around the state. This year's campaign generated 1,468 news stories (493 print, 621 broadcast, and 354 online) and reached Texas news consumers more than 30 million times, garnering a public relations value of \$3,983,396. (Some items could not be valued, including several radio news stories.)

### Overall Campaign Value

Thanks to a highly successful earned media campaign and a generous amount of in-kind donations from paid media vendors, TxDOT was able to achieve one of its most valuable campaigns to date. Combining the \$1,921,359 in added value and the public relations value of \$3,983,396, the 2010 Click It or Ticket campaign garnered \$5,904,755 in value for TxDOT's \$2,200,000 investment. TxDOT received a value of more than \$2.60 for every \$1 it spent.

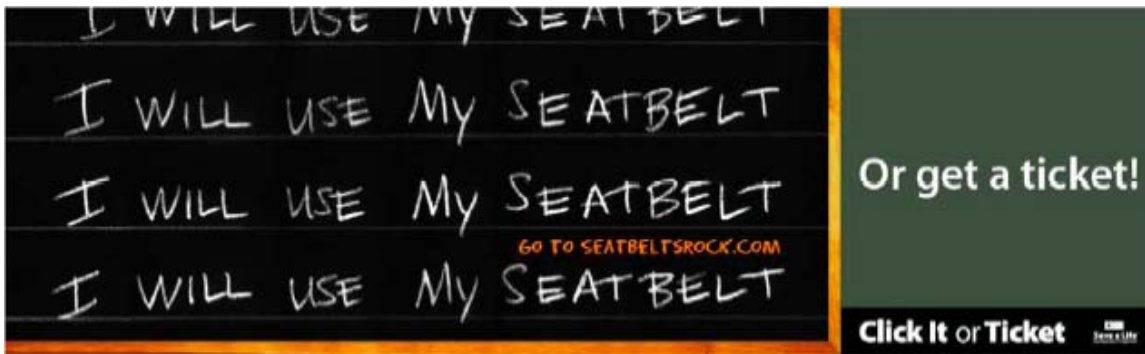
**Life-Saving Results**

The dollar amount generated by the 2010 Click It or Ticket campaign is impressive, but the real value lies in the number of lives saved and injuries prevented thanks to safety belt usage. Texas should be proud—in 2010 the state achieved a record safety belt usage rate. Texas far surpassed its goal of 93.2 percent safety belt usage and last year’s all-time high of 92.94 percent. According to statewide surveys performed by the Texas Transportation Institute this summer, safety belt use in Texas rose from 92.94 percent to 93.84 percent—almost a full percentage point.

We know from NHTSA that for every percentage point safety belt use increases in Texas, an estimated 25 fewer people will die and 586 fewer will be injured in traffic crashes. The current safety belt rate means an estimated 24 fewer Texas motorists were killed in traffic crashes and an estimated 551 fewer were injured on Texas roadways in the past year. Of course the emotional costs of deaths and injuries are incalculable, but they also result in financial costs to the State of Texas and its citizens—wage and productivity losses, medical expenses, administrative expenses, motor vehicle and property damage, employer costs, taxes, insurance premiums, travel delays, and a measure of the value of lost quality of life. Taking those costs into account, the 2010 Click It or Ticket campaign saved Texas \$99.4 million.

Over the 10 years since the Click It or Ticket campaign began in Texas, the use of safety belts in our state has saved the State of Texas and society an estimated \$11.84 billion. Even more importantly, safety belts have saved an estimated 2,846 lives and prevented 66,716 injuries over the decade since Texas began the Click It or Ticket campaign.

**FY10 TEEN SAFETY BELT DEMONSTRATION PROJECT**



**CAMPAIGN OVERVIEW**

In April 2009, the Texas Department of Transportation and the National Highway Traffic Safety Administration, in conjunction with local law enforcement launched an effort to increase teen safety belt use in five Texas counties. The campaign was undertaken because teens, historically, are less likely to wear safety belts and have a higher incidence of unbuckled deaths. The five counties of Bexar, Dallas, Tarrant, Harris and Hidalgo accounted for 26% of unbuckled teen fatalities. The objective for this campaign test was to increase seat belt use among teen drivers and passengers.

The program targeted teens and their influencers through high school and community college partnerships, community organization partnerships, local press coverage, paid media, and an interactive website. For Fiscal Year 2010 the program consisted of three waves, October 2009, February 2010, and May 2010.

**PARTNERSHIPS**

ThinkStreet contacted 211 high schools in the five-county demonstration area. These schools represented almost 375,000 students. Schools were sent materials to display on campus. Each school received an implementation kit that included 10-foot parking lot banners, lawn signs, window decals, business card handouts, and posters. A CD with digital materials was also included. Campuses displayed materials for one month during the program waves. In May 2010, outreach was extended to include 42 local community colleges, representing over 300,000 students.

The campaign reached over 375,000 high school students for thirty days during each of the campaign’s three waves. Conservatively, this generated 33,000,000 high school on-campus impressions with another 9,000,000 impressions on college campuses.



In October, 2009, the Texas State Fair provided space within the Auto Pavilion, at no cost, to display the remains of a Ford truck that was involved in rollover crash. Two teens from Bell county were involved in the crash and walked away uninjured because they were wearing their safety belts; the truck, however, suffered irreparable damage and was used throughout the campaign as a visual reminder of the importance of safety belts. Over 2 million people visited the State Fair Auto Pavilion in 2009 and the exhibit director reported that it was one of the most visited displays.




Whataburger, a Texas-based fast-food chain, provided over 150,000 coupons for schools to use as peer incentives for holding parking lot seat belt checks or seat belt pledge drives. Other sponsors including, State Farm and Gibson Guitars, donated prizes for online incentives.

Texas PTA and the Texas Education Agency supported the program with material distribution and including program details in their monthly communications to parents.

**LANDING PAGE**

All campus materials encouraged students to visit the web site, [www.seatbeltsrock.com](http://www.seatbeltsrock.com). Each wave of the program had a different theme and teens were offered an incentive for visiting the site and learning about seat belt safety. The landing page received over 27,000 visits during FY 2010.

In October 2009, the site was updated to include an interactive quiz narrated by an animated mouse and teens who completed the quiz were automatically entered into a contest to win a Gibson donated Les Paul guitar, an IPOD Touch donated by State Farm, or a \$250 gift card donated by the Buckle.



In February 2009, the site included a Valentine's Day theme and an interactive valentine. Teens were encouraged to send the valentine to five friends for a chance to win an IPOD touch.

In May 2010, the site was updated with a "paparazzi/ caught-on-tape" theme and included a "personalized" flash video that teens can send to their friends (a "personalized" video allows the viewer to see his/her name actually embedded into various frames of the video).

**ENFORCEMENT**

Law enforcement agencies participated with increased enforcement for one week during the program waves. Efforts were concentrated around areas where teens were known to frequent, such as malls, movie theatres, and around high schools.

**PAID MEDIA**

Paid media efforts included outdoor (concentrated around high teen traffic areas), radio, DJ endorsements, Channel One TV, and Internet advertising in the following markets: Dallas – Fort Worth, Houston, San Antonio, and the Rio Grande Valley. These budgets represent three campaign waves in the 2010 FY year.

**Flight dates:**

October 16 – October 25, 2009      February 19 – February 26, 2010      May 14 – May 23, 2010

<b>MEDIA</b>	<b>BUDGET</b>	<b>DESCRIPTION</b>	<b>IMPRESSIONS</b>
Radio	\$209,876	5062 spots and DJ endorsements; 4 markets	6,878,400
Internet	\$120,530	Pre-roll video and banner ads on teen-targeted websites; 46,771 clicks generated	18,733,961
Outdoor	\$288,147	22 bulletins in high-traffic areas and 52 posters in neighborhoods near high schools posted for each flight	329,098,683
Channel One	\$19,520	5 spots; 127 high schools across 4 markets in May	634,390
Six Flags	\$11,927	2 exit signs; 2 markets in May	450,000
<b>TOTAL</b>	<b>\$650,000</b>		<b>355,795,434</b>

**ADDED VALUE**

Added value elements negotiated as part of the media buy included bonus spots, DJ endorsements, online banner ads, overrun on outdoor boards, and additional Channel One spots. The total added value reported for October 2009, February 2010, and May 2010 totaled \$600,397.

**EARNED MEDIA**

During each wave of the program, an earned media campaign was launched to target teen influencers. Press events and desk-side briefings were utilized to garner earned media coverage. Earned media value for the campaign totaled \$ 1,137,799.

In October, 2009, a press event was held at the Texas State Fair wrecked truck display. Dallas Mayor



Pro Tem Dwain Caraway, NHTSA's Georgia Chakiris, Dallas PD Deputy Chief Julian Bernal, Fort Worth PD Deputy Chief William Read, and TxDOT's Michelle Releford spoke at the event to remind teens and parents about the new safety belt law and to encourage teen drivers to buckle up.



In February 2010, the campaign utilized a new tact for reaching out to media affiliates and implemented a desk-side briefing approach. Local TxDOT and law enforcement representatives visited local TV and radio stations to talk with reporters about the campaign efforts and to demonstrate the virtual valentine.

In May, 2010, a press event was held at Six Flags Over Texas on Memorial Day to highlight the importance of safety, especially during the summer months when teens are more care-free. Speakers included: Georgia Chakiris, NHTSA, Tracie Mendez, TxDOT, Captain Brian Rippee, Texas Department of Public Safety, Deputy Chief Julian Bernal, Dallas Police Department and Rose Rutledge, AmazingRhianna Foundation.

The Memorial Day event included a speaker segment from Rose Rutledge, the mother of Rhianna Rutledge who died in a car crash while not wearing her seatbelt. Her story provided another dimension in appealing to teens and their parents by offering a real-life example of the dangers of failing to buckle up.



Earned media efforts resulted in 527 news mentions (82 broadcast news stories, 437 online mentions, and 8 print mentions including an article mention in USA Today).

**OVERALL CAMPAIGN VALUE AND RESULTS**

Paid media generated over 355,000,000 impressions and achieved \$600,397 in added value placements. Public relations and earned media efforts resulted in over \$1,137,799 of added value with

partnership added value and contributions totaling \$613,954. Total added value received for the campaign totaled \$2,352,150. But, most importantly, observational surveys from the Texas Transportation Institute indicated that teen driver and passenger seat belt use increased by 6.2 percent in the five county program areas.

## FY10 CHILD PASSENGER SAFETY CAMPAIGN



**Buckle 'em up.  
Buckle 'em right.**  
(3 out of 4 children aren't)

 [BuckleThemRight.org](http://BuckleThemRight.org)

### CAMPAIGN OVERVIEW

In Texas in 2009, 52% of children under 8 years old fatally injured in a crash were unrestrained (where restraint use was known). TTI's 2009 Child Restraint Use Survey noted that the markets with the most child restraint violations included Amarillo, Brownsville, Dallas, El Paso, Houston, and Lubbock. Restraint use is not the only issue concerning child safety in Texas; TTI's survey also revealed that 28% of children observed in child safety seats were incorrectly restrained in an unsafe manner. NHTSA believes that this number is closer to 75% stating that 3 out of 4 child safety seats are incorrectly installed and Child Safety Seat Technicians in some areas report that this number is as high as 90%.

In an effort to increase awareness of child restraint use and the proper use of child safety seats, a new statewide, multi-faceted campaign was launched in September 2010 with increased efforts in areas where child restraint use is the lowest (Amarillo, Brownsville, Dallas, El Paso, Houston, and Lubbock). Campaign messages were designed to communicate two things: (1) A new Texas law requires that children 7 years of age or younger must be buckled in an appropriate car seat or booster seat unless they are taller than 4 feet 9 inches and (2) many Texans, no matter how well meaning, do not buckle up their children correctly, which can result in serious injury in a crash.

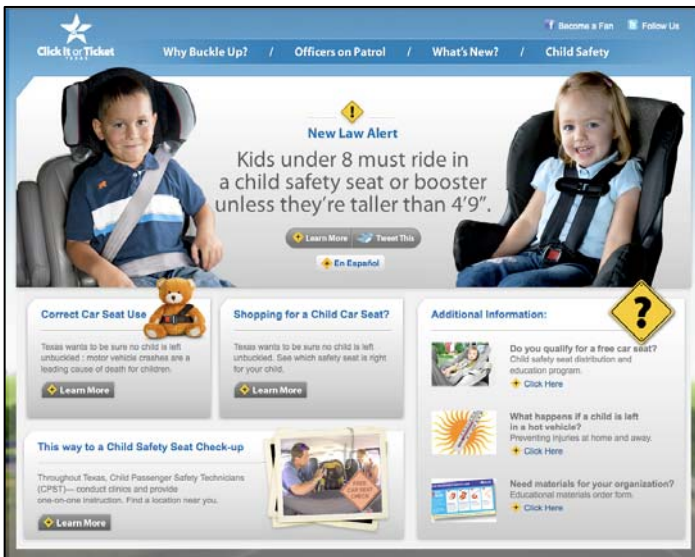
The campaign theme, Buckle 'em up. Buckle 'em right. (In Spanish: *Abróchalos y abróchalos bien.*), in addition to being short and easily remembered, takes a step beyond the well-known "buckle up" message to plant a seed of doubt in the listener/viewer. "Buckle 'em right" sets off a tiny alarm that, maybe, possibly, they might be doing something wrong that ultimately could result in their child getting hurt. At the very least, it engenders curiosity in the parent/guardian about what it is they should be doing. New :30 television spots in English and Spanish were produced and humorously show the lengths to which parents go to ensure their child's safety—ending with the web site address where more comprehensive information is housed. Radio was produced in both :30 and :60 second lengths in both English and Spanish and mirrored the television creative—again, with the call to action as the web site address for comprehensive information.



A simple but graphic outdoor message was developed in both English and Spanish and was placed throughout the state. Both bulletins and posters were placed in high-traffic locations and again reminded Texans to “Buckle ‘em up. Buckle ‘em right.” and featured the web site url prominently.

**LANDING PAGE**

In the “Buckle ‘em up. Buckle ‘em right.” campaign, each radio and TV spot, and outdoor placement — English and Spanish — was designed to state the problem and direct Texans to [www.bucklethemright.org](http://www.bucklethemright.org) —a link that directed individuals to TxDOT’s Click It or Ticket Child Passenger Safety web site that was updated to include additional child passenger safety information and a child safety seat inspection locator. In 2010, [www.bucklethemright.org](http://www.bucklethemright.org) garnered over 1,300 visits and guided Texas parents to over 185 safety seat inspection sites throughout the state during August and September.



**PAID MEDIA**

Paid media efforts included statewide outdoor and radio, and selected market television placement in Amarillo, Dallas-Fort Worth, El Paso, Houston, Lubbock, and the Rio Grande Valley (markets with historically low child restraint compliance) and was targeted to Adults 18 – 49; with a secondary target of adults 55+ (grandparents and caregivers).

**FLIGHT DATES**

Outdoor: August 2- September 30

TV/Radio: September 13 – 26 (to coincide with National CPS Week September 19 – 25)

<b>MEDIA</b>	<b>BUDGET</b>	<b>DESCRIPTION</b>	<b>IMPRESSIONS</b>
Outdoor	\$254,258	92 bulletins and posters in high traffic locations statewide, covering the 25 TxDOT districts	142,088,688
Radio	\$128,642	5176 spots; 21 markets / 75 spots on Texas State Networks	10,962,000
Television	\$100,520	634 spots; 6 markets	4,680,000
<b>TOTAL</b>	<b>\$483,420</b>		<b>157,730,688</b>

**ADDED VALUE**

Added value elements negotiated as part of the media buy included bonus television and radio spots, overruns on outdoor boards, and banner ads on station websites. The total added value reported for the 2010 FY was \$991,062.

**EARNED MEDIA**

Earned media efforts were coordinated in conjunction with National Child Safety Week, September 19 – 25. A statewide press release was distributed to media outlets across the state and TxDOT representatives along with child passenger safety specialists conducted desk-side briefings with local media stations.

At these briefings, a TxDOT designated spokesperson talked about the importance of child restraint use, and properly installing child safety seats. To further drive home the message, our team went to television stations where car seats of station employees were inspected on camera to demonstrate that the majority of parents, though unintentional, are not properly restraining their children. Proper restraint installations were also demonstrated during morning show programs, at newspaper desk-side briefings and during radio interview segments.

An audio news release was recorded in Spanish and distributed to Spanish language stations across the state, resulting in 31 airings.

Earned media efforts resulted in 325 news mentions (150 broadcast news stories, 157 online mentions, and 18 print mentions).

**OVERALL CAMPAIGN VALUE AND RESULTS**

Paid media generated over 157,000,000 impressions and achieved \$991,062 in added value placements. Public relations and earned media efforts resulted in over \$529,874 of added value. Total added value received for the campaign totaled \$1,859,325, which included \$338,389 of state funds utilized to support paid media.

## FY10 LABOR DAY DRINK. DRIVE. GO TO JAIL. CAMPAIGN



Summers are an active time in Texas with celebrations, barbecues, sporting events, road trips, and vacations. Often times these events involve the consumption of alcohol, and research shows that along with a spike in vehicle miles traveled there is also an increase in alcohol-related crashes, injuries, and fatalities in Texas.

In 2010, TxDOT evolved the annual Drink. Drive. Go to Jail. campaign with a new message for Texas: there is no excuse for drunk driving, and getting behind the wheel while intoxicated will land you in jail. TxDOT partnered with the National Highway Traffic Safety Administration, the Texas Department of Public Safety, the Texas Alcoholic Beverage Commission, the Texas Municipal Police Association, and local law enforcement organizations statewide to get drunk drivers off the road.

### PAID MEDIA

The paid media campaign, which ran from August 20 to September 8, targeted adults from 18 to 34, with special emphasis on males 18–24. DWI-prevention messages were relayed through new radio and TV PSAs, new billboards, interactive advertising, and alternative media found in and around entertainment districts in major Texas markets.

In the weeks leading up to Labor Day, TxDOT placed \$858,606 in paid media for the statewide Drink. Drive. Go to Jail. campaign in the following outlets:

#### Paid Media, Drink. Drive. Go to Jail., August 20–September 6, 2010

Media	Budget	Description	Impressions
Spot TV	\$275,988	7,210 spots; Statewide including FOX Sports TV	15,288,000
Radio	\$192,804	5,848 spots; Statewide; Twitter added-value program	12,360,000
Outdoor	\$98,110	55 boards; 24 markets	92,233,736
Interactive	\$155,000	13,620 click-throughs from ads posted on Yelp, Hulu, local entertainment websites and social media networks, Ecast digital jukebox network	124,381,000
Alternative	\$136,704	GoGorilla decals, AllOver Media and NPA street/bar posters	N/A
<b>Total</b>	<b>\$858,606</b>		



“Last Words” 30-second TV PSA

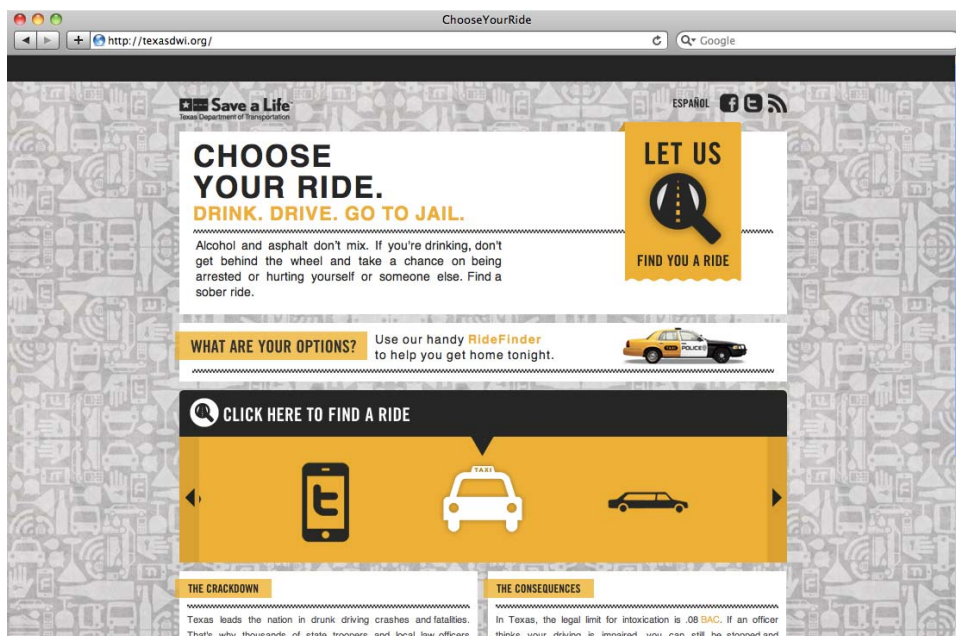
**ADDED VALUE**

Special programs with FOX Sports Network, Univision, Yellow Cab, and out-of-home vendors contributed greatly to added value totals for this year’s campaign. Altogether, local television stations, radio stations, outdoor companies, and other media partners donated media services valued at over \$541,357.

**INTERACTIVE**

Online public education efforts followed the focused strategy of the larger campaign by targeting Texans online as they were planning to drink. Interactive media included online web ads, digital out-of-home, and mobile media, totaling more than 124 million impressions.

**“Choose Your Ride” Website.** To make it easier for Texans to plan a sober ride, TxDOT revamped the TexasDWI.org website to highlight the options available to Texans that don’t include drinking and driving. The new RideFinder offers up transportation solutions based on the user’s location, including taxi company phone numbers, bus routes, limo rental companies, and even pedicabs. The website, produced in English and Spanish, also incorporated information about DWI penalties and highlighted the Labor Day enforcement crackdown. During the campaign, 36,000 people came to the site to use the RideFinder.



TexasDWI.org

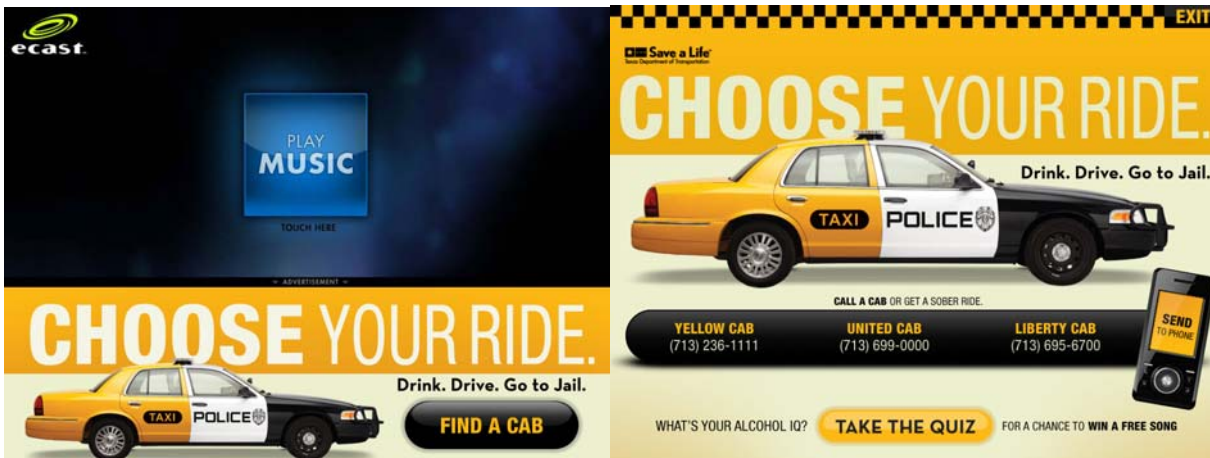
**Web Banners.** TxDOT placed DWI-prevention messaging on local entertainment guides, Yelp.com and Facebook.com to reach users when they were looking for bars, clubs or events, and planning to go out with friends. Web banners, both in English and Spanish, invited users to click through to use the RideFinder and find a sober ride in their area.



Web Banners

**Online Video.** Seven out of every ten people watch TV or other video content on the web, and that ratio is even higher in this young target demographic. To extend the reach of the newly produced “Last Words” PSA, we placed online video ads and companion banners on Hulu.com.

**Digital Jukeboxes.** TxDOT placed “Choose Your Ride” ads on the Ecast network of touch-screen digital jukeboxes, reaching Texans when they were out drinking alcohol at bars and clubs. Bar goers were able to click through to a localized cab finder application and could send taxi company phone numbers right to their cell phones. The microsite also featured an alcohol IQ quiz where users could answer educational trivia questions about DWI and other alcohol-related topics. Ecast served over 13 million impressions and 35,510 users touched through to the cab finder microsite.



Ecast Ad

Ecast Microsite

**Mobile.** The target audience is not only wired, they are wireless: nine in ten of 18- to 29-year-olds own a cell phone. Mobile gave TxDOT the opportunity to effectively reach Texans, often at the point of alcohol consumption. TxDOT placed mobile ads on smart phone web applications and mobile sites during late afternoon and evening hours when people were more likely to be out drinking. Mobile ads touched through to a simplified mobile RideFinder site, where users could find rides based on their phone’s GPS location. The mobile ads reached Texans more than 3 million times, and resulted in 24,500 clicks to the mobile RideFinder.



Mobile RideFinder

**OUTREACH**

Cop Cabs. TxDOT continued the successful Cop Cab program, partnering with nine law enforcement agencies around the state to produce 14 of the iconic DWI-prevention units. The units were used in entertainment districts, at sporting events, and during outreach events as a stunning reminder to find a sober ride or face the consequences of a DWI arrest. Law enforcement partners and TxDOT representatives used the Cop Cab units as a draw and backdrop for public relations efforts, and they were featured on local TV news broadcasts, in major newspapers and covered by relevant websites and blogs across Texas.



**Outreach Events.** New to the campaign this year was a second round of media events during the enforcement period that saw a more grassroots approach to DWI-prevention. TxDOT and campaign partners set up outreach tents and tables in the top Texas markets to highlight the Cop Cab units and unique alternative media tactics, and to distribute public information and education materials to the public. These events were held at iconic locations during community events to increase exposure to the general public and remind Texans that work is being done to curb the problem of drunk driving.



**Alternative Media Placement.** TxDOT continued the use of innovative and unexpected advertising placement to remind Texans to find a sober ride home and never get behind the wheel after they've been drinking. Using the Cop Cab icon and a "Choose Your Ride" message, this year's campaign featured street posters, car window clings and bar/restaurant decals in major market entertainment districts. New to this year's efforts were custom pint glasses with "Choose Your Ride" messaging on the bottom of the interior. These glasses were distributed to hundreds of bars and restaurants in Texas and served as a startling reminder about DWI-enforcement. The combined efforts of these alternative media tactics, dubbed the "bars-to-cars" program, successfully raised awareness of the impaired



driving mobilization by Texas law enforcement and kept DWI prevention top-of-mind among those purchasing and consuming alcohol.



**EARNED MEDIA**

This 2010 Drink. Drive. Go to Jail. impaired driving mobilization launched with a media event atop the Long Center for the Performing Arts in Austin on August 6, 2010. Traffic safety officials, law enforcement, and those personally affected by drunk driving spoke to the media against the backdrop of the Austin skyline. Also in attendance were the iconic Cop Cab outreach vehicles and other sober ride options like public transportation, pedicabs, designated driver services and several local taxi operators. Similar versions of this event were held in 13 additional Texas cities as part of a statewide media tour promoting the campaign and DWI crackdown.



**Austin**



**Amarillo**



Dallas/Ft. Worth



McAllen



Houston



El Paso

This year's campaign introduced a new program that coordinated law enforcement ride-alongs with local news media. These ride-alongs gave the press a unique view of the Labor Day impaired driving mobilization and were incredibly well received across the state. TxDOT also produced and distributed a broadcast video package, which aired on news stations across the state, helping garner TxDOT \$3,046,098 in earned broadcast coverage. TxDOT developed a print news release and distributed it to more than 500 newspapers across Texas bringing in more than \$438,870 in earned media value. Combined with the \$555,880 in earned media value produced through online news sources, this year's Labor Day campaign totaled \$4,040,848 in earned media value.

#### **OVERALL CAMPAIGN VALUE**

Combining the \$541,357 in added value from media partners with \$4,040,848 of earned media value, the 2010 Drink. Drive. Go to Jail. public education campaign garnered \$4,582,205 million in match funds during the 2010 campaign.

## FY10 ON THE ROAD IN TEXAS AND STREET SMARTS NEWS FEATURES

### *On the Road in Texas* and *Los Caminos de Texas*: Long-Format Radio NEWS Features

With more miles of road than any other state, Texas has a special duty to educate its driving population about how to best navigate those streets and highways. That's why for more than a decade, the *On the Road in Texas* (OTR) radio series has been delivering driving tips, information on traffic laws, and reminders about dozens of traffic safety issues to millions of Texans, many of whom are in hard-to-reach rural areas. In each spot, Department of Public Safety (DPS) Troopers serve as the voice of authority, informing listeners about everything from distracted driving to dangerous road conditions.



The *On the Road in Texas* inventory of 60-second radio news features now includes:

- More than 360 English spots
- More than 200 Spanish spots

In 2010, TxDOT distributed *On the Road in Texas* English features and *Los Caminos de Texas* Spanish features to the Lone Star News Network, delivering timely driving tips, information on traffic laws, and reminders about dozens of specific traffic safety issues. A network of 235 radio stations throughout Texas played the spots regularly.

To enhance its library of spots in the 2010 fiscal year, TxDOT also researched, developed, and produced:

- 15 new and 12 revised English spots, along with
- 15 new and 12 revised Spanish traffic safety radio news features.

### **STREET SMARTS AND LISTOS PARA MANEJAR: SHORT-FORMAT RADIO NEWS FEATURES**

TxDOT also offered 30-second versions of its traffic safety radio features to meet the request of radio stations in the state's largest metropolitan areas. This urban radio program, dubbed *Street Smarts*, targets a younger audience with features on driving under the influence, distracted driving, and speeding.

TxDOT researched, developed, and produced 26 new *Street Smarts* radio features in FY10. *Street Smarts* traffic safety radio features were distributed to 13 large-market and 64 mid-size-market radio stations.

### **STREET SMARTS AND LISTOS PARA MANEJAR: 60-SECOND TELEVISION NEWS FEATURES**



In 2010, TxDOT changed the format of its six-year-old *Texas Driver's Quiz* (TDQ) program. Where TDQ used a question-and-answer format, *Street Smarts* features are more similar to the type of "news minute" segments TV news stations typically feature. We refreshed this educational TV series with updated graphics and unique new perspectives. We involved local crews from different regions across Texas to highlight personal stories of real people in

their own communities, giving this news series a local slant. In addition to DPS Troopers, we began to incorporate additional traffic safety and law experts to bring fresh faces to this news series. We auditioned and selected a new on-camera host to give new life to the updated English TV news segment.

TxDOT researched, developed, and produced 26 new 60-second English *Street Smarts* TV features on topics ranging from motorcycle safety to driving under the influence of prescription drugs. We also adapted 26 *Street Smarts* scripts into 60-second Spanish *Listos Para Manejar* TV news features. TxDOT secured free airplay for its new English and Spanish traffic safety TV news features on 22 television stations across Texas.

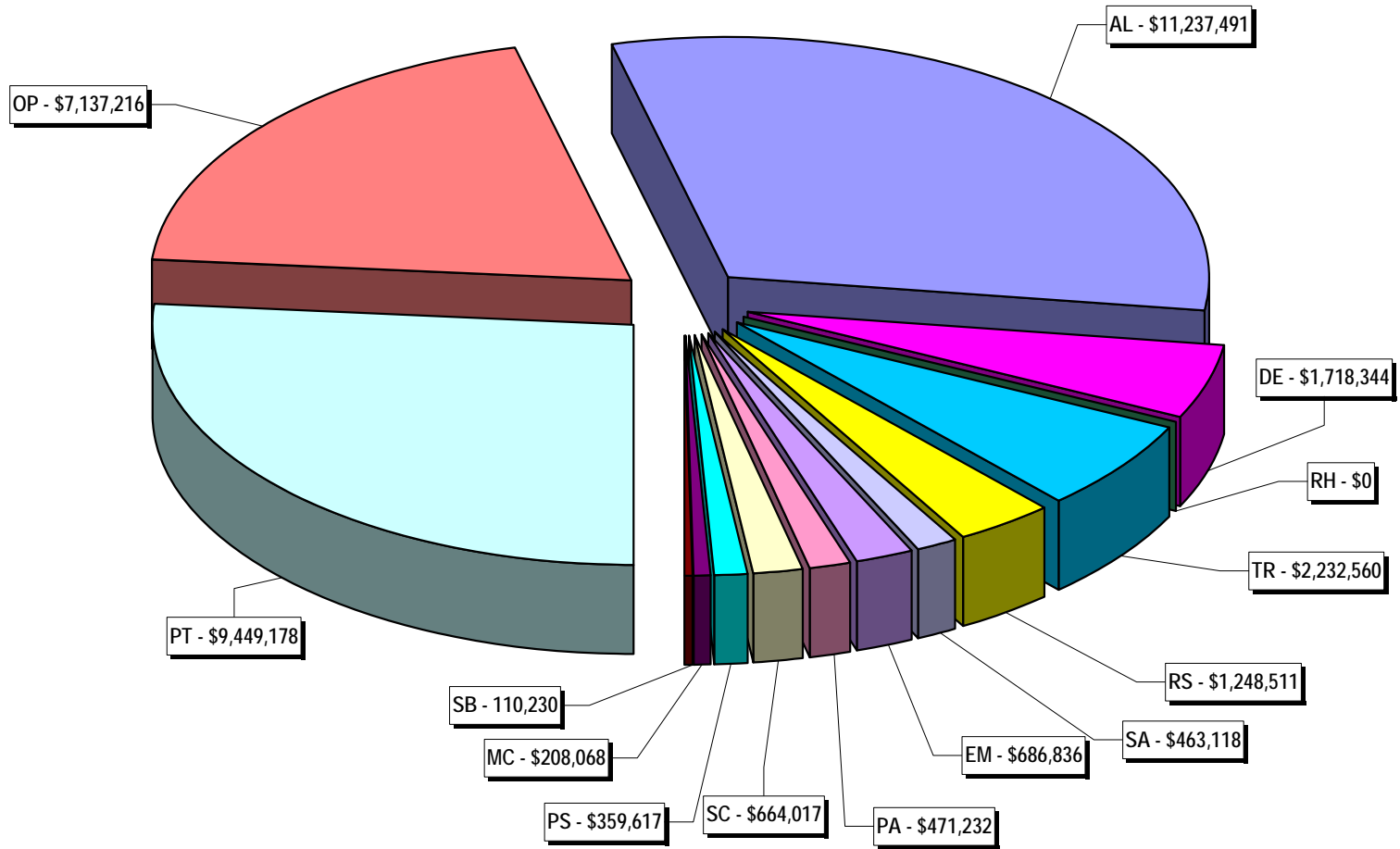
#### **OVERALL VALUE**

Thanks to longstanding relationships with TV and radio stations across the state, TxDOT was able to secure airplay—at no cost to TxDOT—on a total of 335 radio and TV stations. The *On the Road in Texas* and *Street Smarts* series generated a combined value of **\$3,345,600 in free coverage** for traffic safety messages.

***Section Five***  
**FINANCIAL SUMMARY**

**THIS PAGE INTENTIONALLY LEFT BLANK**

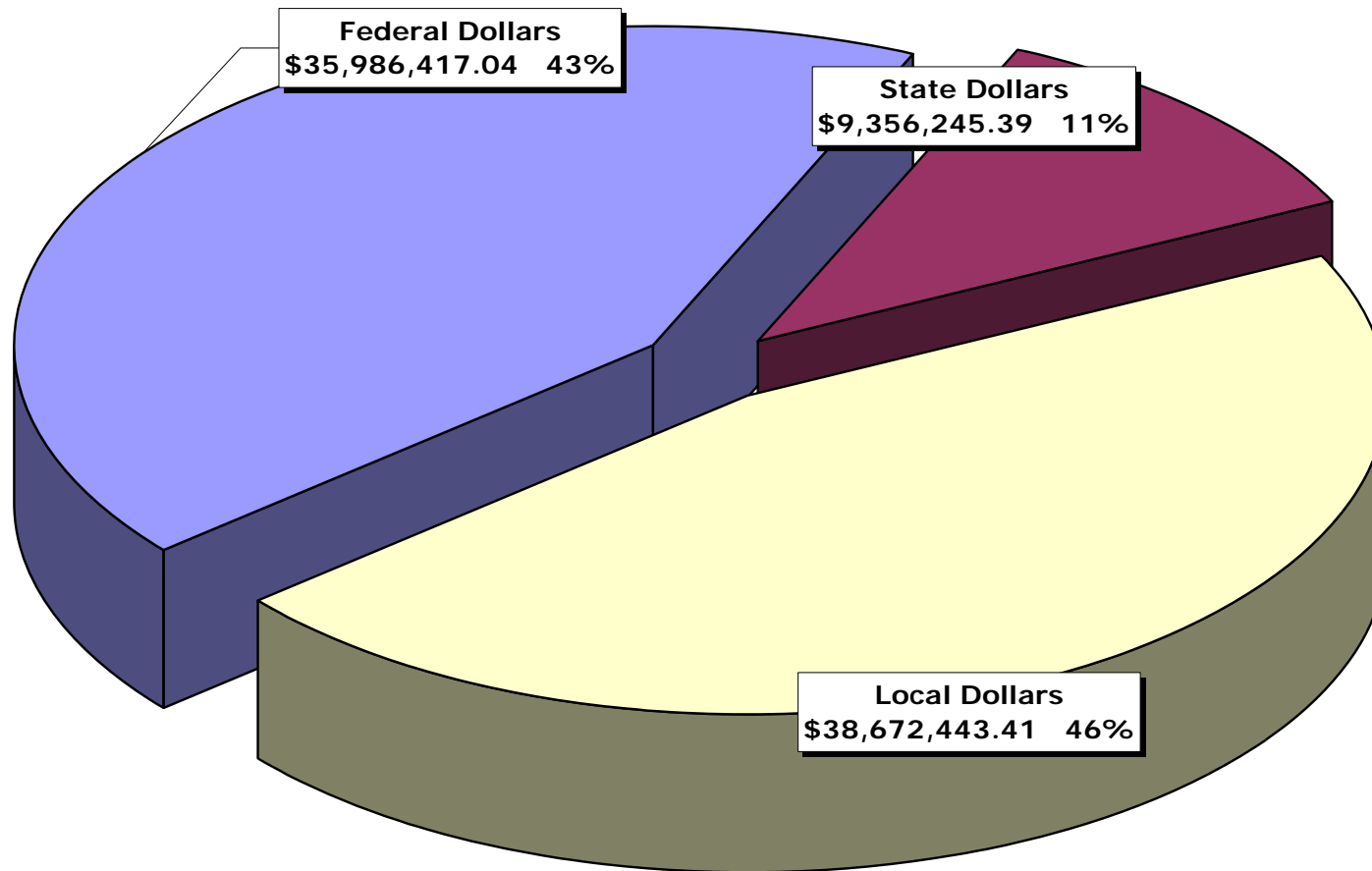
### FEDERAL EXPENDITURES BY PROGRAM AREA FOR FY2010



**THIS PAGE INTENTIONALLY LEFT BLANK**



## TOTAL TRAFFIC SAFETY EXPENDITURES FOR FY 2010



**Total Expenditures = \$84,015,105.84**

**THIS PAGE INTENTIONALLY LEFT BLANK**

## FY 2010 Traffic Safety Funds Traffic Safety Program Expenditure Summary

Program Area	# Proj	Total	FEDERAL						MATCH			Fed. 402 to Local		
			402	405	406	408	410	2010/ 2011	STATE	INCOME	LOCAL			
Planning and Administration	Planned:	34	\$3,599,081.43	\$530,338.39		\$450,000.00					\$2,595,500.00		\$23,243.04	
	Actual:	33	<b>\$3,087,661.13</b>	<b>\$471,231.92</b>							<b>\$2,593,811.59</b>		<b>\$22,617.62</b>	
Alcohol and Other Drug Counter Measures	Planned:	92	\$20,191,949.76	\$2,240,904.69				\$10,528,766.25		\$200,000.00	\$35,760.00		\$7,186,518.82	
	Actual:	92	<b>\$24,173,210.59</b>	<b>\$1,688,543.50</b>				<b>\$9,548,947.56</b>		<b>\$159,752.00</b>			<b>\$12,775,967.53</b>	
Emergency Medical Services	Planned:	1	\$1,383,117.50	\$792,722.95									\$590,394.55	
	Actual:	1	<b>\$3,710,137.52</b>	<b>\$686,836.19</b>									<b>\$3,023,301.33</b>	
Motorcycle Safety	Planned:	3	\$984,787.14	\$221,227.88						*\$738,767.00			\$24,792.26	
	Actual:	2	<b>\$231,413.81</b>	<b>\$208,067.68</b>									<b>\$23,346.13</b>	
Occupant Protection	Planned:	97	\$14,390,422.78	\$764,375.68	\$2,152,411.03	\$4,414,230.84				**\$300,000.00	\$10,000.0		\$6,749,405.23	\$385,212.86
	Actual:	93	<b>\$19,819,693.58</b>	<b>\$626,502.21</b>	<b>\$2,094,124.16</b>	<b>\$4,119,785.78</b>				<b>**\$296,803.91</b>			<b>\$12,682,477.52</b>	<b>\$284,948.79</b>
Pedestrian / Bicycle Safety	Planned:	4	\$515,735.41	\$400,875.81									\$114,859.60	\$200,875.81
	Actual:	4	<b>\$471,484.12</b>	<b>\$359,616.83</b>									<b>\$111,867.29</b>	<b>\$171,111.49</b>
Police Traffic Services	Planned:	71	\$16,340,950.55	\$10,157,156.48									\$6,183,794.07	\$9,951,444.01
	Actual:	70	<b>\$15,725,055.60</b>	<b>\$9,449,178.14</b>									<b>\$6,275,877.46</b>	<b>\$9,300,590.00</b>
Speed Control	Planned:	19	\$1,083,937.96	\$804,831.30									\$279,106.66	\$804,831.30
	Actual:	19	<b>\$922,439.76</b>	<b>\$664,016.85</b>									<b>\$258,422.91</b>	<b>\$664,016.85</b>
Traffic Records	Planned:	11	\$7,346,100.62	\$73,633.28			\$2,782,456.08			\$4,511,000.00			\$596,206.26	\$73,633.28
	Actual:	11	<b>\$6,744,224.69</b>	<b>\$69,275.01</b>			<b>\$2,163,284.84</b>			<b>\$4,143,427.20</b>			<b>\$368,237.64</b>	<b>\$69,275.01</b>
Driver Education and Behavior	Planned:	16	\$4,883,353.64	\$981,060.29			\$1,148,569.78			\$2,040,481.50			\$713,242.07	
	Actual:	16	<b>\$5,068,258.88</b>	<b>\$940,648.01</b>			<b>\$777,695.64</b>			<b>\$2,459,254.60</b>			<b>\$890,660.63</b>	
Railroad / Highway Crossing														
Roadway Safety	Planned:	5	\$2,290,111.40	\$1,393,263.74									\$896,847.66	\$1,393,263.74
	Actual:	5	<b>\$3,272,721.58</b>	<b>\$1,248,510.54</b>									<b>\$2,024,211.04</b>	<b>\$1,248,510.54</b>
Safe Communities	Planned:	5	\$707,622.60	\$543,640.07									\$163,982.53	\$309,530.25
	Actual:	5	<b>\$644,965.99</b>	<b>\$463,118.18</b>									<b>\$181,847.81</b>	<b>\$306,835.96</b>
School Bus	Planned:	1	\$151,855.84	\$128,665.54									\$23,190.30	
	Actual:	1	<b>\$143,838.59</b>	<b>\$110,230.09</b>									<b>\$33,608.50</b>	
<b>TOTALS:</b>	Planned:	<b>359</b>	<b>\$73,869,026.63</b>	<b>\$19,032,696.10</b>	<b>\$2,152,411.03</b>	<b>\$6,012,800.62</b>	<b>\$2,782,456.08</b>	<b>\$10,528,766.25</b>	<b>\$1,038,767.00</b>	<b>\$9,346,981.50</b>	<b>\$45,760.00</b>		<b>\$23,545,583.05</b>	
	Actual:	<b>352</b>	<b>\$84,015,105.84</b>	<b>\$16,985,775.15</b>	<b>\$2,094,124.16</b>	<b>\$4,897,481.42</b>	<b>\$2,163,284.84</b>	<b>\$9,548,947.56</b>	<b>\$296,803.91</b>	<b>\$9,356,245.39</b>	<b>\$0.00</b>		<b>\$38,672,443.41</b>	

\* Section 2010 Funds  
\*\* Section 2011 Funds

**THIS PAGE INTENTIONALLY LEFT BLANK**

***Section Six***  
**BEST PRACTICES**

**THIS PAGE INTENTIONALLY LEFT BLANK**

## OVERVIEW

Texas has identified best practices employed by projects within the Traffic Safety Program. These are practices which significantly increased the effectiveness and efficiency of the project in meeting the goals of the program. When shared, these best practices can hopefully help improve other projects within the Texas program, as well as similar programs in other states.

### BIKETEXAS EDUCATION FUND

<b>Organization:</b>	<b>BikeTexas Education Fund</b>
<b>Project Title:</b>	<b>ParentsPlus Program</b>
<b>Project ID:</b>	<b>2010-TBC-G-SYG-0032</b>
<b>Noteworthy Practices:</b>	<p>BikeTexas is a non-profit organization with the mission of advancing bicycle access, safety and education for children and adults across the state of Texas.</p> <p>The one-year ParentsPlus program provides useful tools to parents plus other adults concerned about bicycling and walking safety in the community. The product delivered for this grant is the step-by-step community manual <i>How to Organize Bike &amp; Walk Safety Events for Your Community</i>.</p> <p>Basic bicycling and walking safety activities were developed on a level that parents and others can present to children and their families. Step by step instructions and easy to use checklists are provided in the manual to conduct several types of community bike/walk safety events, including bikeathons and walkathons. The manual provides detailed information and easy to use templates, plus educational safety handouts in English and Spanish.</p> <p>BikeTexas conducted field tests of the safety lessons and event management components with parents, children, and professionals concerned about bicycle and walking safety. The wide range of field test venues including the following: Texas PTA Annual Conference, BikeTexas Kids Kup events, community injury prevention professionals training seminar, Lee County Fair, public safety officers in-service training, Girl Scout safety fair, bike rodeos and Fitness Feria, a family physical activity promotion event for Spanish speakers.</p>
<b>Evidence of Success:</b>	<p><i>Success for this one-year grant is measured by the delivery of the manual <i>How to Organize Bike &amp; Walk Safety Events for Your Community</i>. Over the past 12 months, BikeTexas has sent out 16 e-mail news stories to its distribution list on the promotion of the manual and other related bike/walk safety topics, resulting in over 59,000 cumulative e-mail contacts. Feedback to BikeTexas has been overwhelmingly positive as BikeTexas now moves into the distribution phase.</i></p>

TEXAS TRANSPORTATION INSTITUTE (TTI) - *DRINK. RIDE. LOSE.*

<b>Organization:</b>	<b>Texas Transportation Institute</b>
<b>Project Title:</b>	<b>Campaign to Reduce Alcohol Impaired Motorcycle Operation</b>
<b>Project ID:</b>	<b>2010-TTI-G-SYG-0062</b>
<b>Noteworthy Practices:</b>	<p>The Texas Transportation Institute (TTI) developed a new statewide impaired riding campaign to educate riders about the importance of not operating a motorcycle under the influence of alcohol or other impairments. The <b><i>Drink. Ride. Lose.</i></b> anti-impaired riding campaign aims to bring awareness about the significance of the impaired rider crash problem in Texas and encourage safe motorcycle riding practices.</p> <p>TTI worked with riders groups, advertised in newspapers and on the web, and posted flyers to identify family or friends willing to film video testimonials, or provide written accounts of how an impaired riding crash had changed their life. Unfortunately, this proved challenging because for some people, talking about their loss was too painful, and for others, they could not discuss crash details because of current or impending litigation.</p> <p>An alternative plan was quickly put into place. Experts from the Texas Motorcycle Safety Coalition (TMSC) Board and Standing Committee members were identified and contacted to provide expert testimony on the consequences of drinking and riding. Because of TTI's established cooperative relationship with members of the TMSC, several riders agreed to participate in the video testimonials. Their participation helped accomplish one of the project's several goals which may not have been possible.</p>
<b>Evidence of Success:</b>	<p><i>Four video PSAs were produced and posted to the LookLearnLive.org website (see <a href="http://www.looklearnlive.org/live/public-service-announcementsvideos/">http://www.looklearnlive.org/live/public-service-announcementsvideos/</a>). These included testimonials on: how riding impairment is addressed in the basic rider training course; how personal views about drinking and riding changes who you ride with; how motorcycle crashes involving alcohol differ from non-alcohol involved crashes; and what are the financial and punitive consequences if an impaired rider is stopped by law enforcement.</i></p>



TEXAS TRANSPORTATION INSTITUTE (TTI) - I RIDE FOR TOMORROW

<b>Organization:</b>	<b>Texas Transportation Institute (TTI)</b>
<b>Project Title:</b>	<b>Statewide Coordination of Motorcycle Safety Initiatives</b>
<b>Project ID:</b>	<b>2010-TTI-G-SYG-0063</b>
<b>Noteworthy Practices:</b>	<p>The Texas Transportation Institute (TTI) coordinates activities and meetings for the Texas Motorcycle Safety Coalition (TMSC), Board, and eight Standing Committees. The Education Standing Committee identified a need for a bikers' responsibility initiative which promotes safe and responsible riding. Together with committee input, TTI developed and launched "<b>i Ride For Tomorrow</b>" initiatives which encourages motorcyclists of all ages and types to pledge to ride responsibly, sober, smart, and safe. Riders can go to <a href="http://www.LookLearnLive.org">www.LookLearnLive.org</a> to download the pledge form and sign up.</p> <p>The "i Ride For Tomorrow" is an excellent example of a proactive approach geared toward riders to increase motorcyclist safety in Texas. This was made possible through the collaborative efforts of law enforcement, riders, instructors and educators working together to help reduce motorcycle crashes in Texas.</p>
<b>Evidence of Success:</b>	<p><i>i Ride For Tomorrow is available for download and rider participation on the <a href="http://www.looklearnlive.org/bri/">http://www.looklearnlive.org/bri/</a>. The initiative is gaining momentum and expected to grow as promotions on rider forums (<a href="http://www.motohouston.com/">http://www.motohouston.com/</a>) and other social media sources increase.</i></p>

THINKSTREET

<b>Organization:</b>	<b>ThinkStreet</b>
<b>Project Title:</b>	<b>Teen Safety Belt Demonstration Project</b>
<b>Project ID:</b>	<b>2010-ThinkSt-G-SYG-0310</b>
<b>Noteworthy Practices:</b>	<p>In FY 2010, the Texas Department of Transportation and the National Highway Traffic Safety Administration, in conjunction with local law enforcement continued an effort to increase teen safety belt use in the following Texas counties: Bexar, Dallas, Tarrant, Harris and Hidalgo. ThinkStreet contacted 211 high schools and 42 community colleges in the five-county demonstration area. Schools were sent materials to display on campus. Each school received an implementation kit that included 10-foot parking lot banners, lawn signs, window decals, business card handouts, and posters. A CD with digital materials was also included. Campuses displayed materials for one month during the program waves.</p> <p>Whataburger, a Texas-based chain, provided over 150,000 coupons for schools to use as peer incentives by holding parking lot seat belt checks or seat belt pledge drives. Texas PTA and the Texas Education Agency supported the program with material distribution and including program details in their monthly communications to parents. All campus materials encouraged students to visit the web site, <a href="http://www.seatbeltsrock.com">www.seatbeltsrock.com</a>. Each wave of the program had a different theme and teens were offered an incentive for visiting the site and learning about seat belt safety.</p> <p>In October 2009, the site was updated to include an interactive quiz narrated by an animated mouse, teens that completed the quiz were automatically entered into a contest to win a Gibson donated Les Paul guitar, an IPOD Touch donated by State Farm, or a \$250 gift card donated by the Buckle.</p> <p>In February 2010, the site included a Valentine’s Day theme and an interactive valentine. Teens were encouraged to send the valentine to five friends for a chance to win an IPOD touch.</p> <p>In May 2010, the site was updated with a “paparazzi/ caught-on-tape” theme and included a “personalized” flash video that teens can send to their friends (a “personalized” video allows the viewer to see his/her name actually embedded into various frames of the video).</p> <p>During each wave of the program, an earned media campaign was launched to target teen influencers and local media were invited to press events at high schools, the Texas State Fair, and to Six Flags over Texas to announce campaign efforts and results.</p>
<b>Evidence of Success:</b>	<p><i>The campaign reached over 375,000 high school students for thirty days during each of the campaign’s four waves. Conservatively, this generated 45,000,000 high school on-campus impressions with another 9,000,000 impressions on college campuses. The web site received over 69,000 visits. ThinkStreet placed media in three out of the four waves; in the three waves placed by ThinkStreet, paid media generated 44,590,898 impressions and achieved over \$600,397 in added value placements. Public relations and earned media efforts resulted in over \$1,275,327 of added value with partnership added value and contributions totaling \$669,573. But, most importantly, surveys from the Texas Transportation Institute indicated that teen driver and passenger seat belt use increased by 6.2 percent in the five counties.</i></p>

SHERRY MATTHEWS ADVOCACY MARKETING - *DRINK. DRIVE. GO TO JAIL.*

<b>Organization:</b>	<b>Sherry Matthews Advocacy Marketing</b>
<b>Project Title:</b>	<b><i>Drink. Drive. Go to Jail. Public Information &amp; Education Campaign</i></b>
<b>Project ID:</b>	<b>2010-SMAM-G-SYG-0327</b>
<b>Noteworthy Practices:</b>	<p>Public relations efforts are integral to TxDOT public information and education campaigns by reaching a large target audience and delivering a great deal of earned media dollars towards the federally mandated match requirements.</p> <p>The 2010 <i>Drink. Drive. Go to Jail.</i> campaign expanded on previous efforts to include pitching, coordinating and conducting a series of police ride-alongs with the news media in major Texas markets. These opportunities were pitched to press members through existing relationships and coordinated through TxDOT and local law enforcement agencies. The press was extremely receptive to this program as it allowed them to get an inside look on the annual impaired driving mobilization and present their viewers with a new angle on law enforcement efforts.</p> <p>These police ride-alongs and subsequent news stories provided an unprecedented amount of coverage for TxDOT's impaired driving efforts around Labor Day. Through tracking services and internal searches the Sherry Matthews Advocacy Marketing team collected and documented all the media hits and used standard formulas to determine the value of the coverage.</p>
<b>Evidence of Success:</b>	<i>The 2010 Drink. Drive. Go to Jail. campaign delivered \$4,462,508 in earned media and more than \$5 million in total match, more than double the \$2.4 million match requirement. The police ride-along period accounted for more than \$1.9 million of the television earned media alone.</i>

SHERRY MATTHEWS ADVOCACY MARKETING - *CLICK IT OR TICKET*

<b>Organization:</b>	<b>Sherry Matthews Advocacy Marketing</b>
<b>Project Title:</b>	<b><i>Click It or Ticket Public Information &amp; Education Campaign</i></b>
<b>Project ID:</b>	<b>2010-SMAM-G-SYG-0325/0326</b>
<b>Noteworthy Practices:</b>	<p>Strong media relations are crucial for disseminating information, schedules, and campaign assets to statewide and local press organizations. Sherry Matthews Advocacy Marketing maintains relationships with hundreds of broadcast, print and online news sources and provides campaign content, video and print assets, and other relevant elements for potential news stories during campaign periods.</p> <p>During the 2010 <i>Click It or Ticket</i> campaign, Sherry Matthews Advocacy Marketing developed and launched a simple web resource for news media partners to access the wealth of content produced for the campaign. The press where able to visit a single site and download materials including:</p> <ul style="list-style-type: none"> <li>• Campaign news releases and fact sheets</li> <li>• Broadcast ready TV and radio PSAs</li> <li>• B-roll footage, law enforcement interviews and TxDOT press quotes for use in potential news stories</li> <li>• Event photos and cut lines for newspaper and online news stories</li> </ul> <p>This simple site allowed Sherry Matthews to keep a constantly updated resource center to send press inquires to and encourage coverage of campaign activities.</p>
<b>Evidence of Success:</b>	<p><i>The online campaign resource site for the press proved to be a strong support piece for the public relations team in day-to-day interaction with news media across the state. During the news pitching process, hundreds of press members were directed to the site to download public relations materials for use in their stories. With an original requirement of \$2.4 million, the 2010 Click It or Ticket generated \$5,853,590 in total match dollars with \$3,983,396 delivered through earned media efforts.</i></p>

***Section Seven***  
**TRAFFIC SAFETY OUTLOOK**

**THIS PAGE INTENTIONALLY LEFT BLANK**

## CONTINUED FOCUS ON ALCOHOL-RELATED FATALITIES

From 2003 – 2007, Texas experienced a reduction in fatalities from year to year. Unfortunately, Texas experienced a slight increase in fatalities from 3,461 in 2007 to 3,468 in 2008. Alcohol continues to be a major contributing factor in traffic crashes and fatalities. In August 2010, Texas was awarded \$17.8 million dollars in Section 410 funds dedicated to reducing alcohol-related fatalities. This is an increase of \$9.1 million over the FY 2009 Section 410 award amount. These additional funds will increase statewide high visibility DWI enforcement and paid media efforts.

## IMPAIRED DRIVING ASSESSMENT

Texas, in conjunction with NHTSA, will undergo an Impaired Driving Assessment in FY11. TRF-TS chose to conduct the assessment in order to obtain technical assistance on the approach the State of Texas uses to address the problem of impaired driving. As mentioned previously, Texas was designated as a high fatality state by NHTSA based upon the rate of alcohol-related fatalities. The Impaired Driving Assessment is a process other states have used to successfully address the high fatality rate status.

The assessment involves assembling a team of nationally recognized experts in the area of alcohol and other drugs and bringing them to Texas to review the statewide traffic safety alcohol program. The panel of experts will review the current State of Texas traffic safety alcohol program and will interview numerous stakeholders. The assessment will take place the week of October 17-22, 2010 and the process will result in a comprehensive report outlining recommendations to the state. The report will then serve as a management tool to assist the state in planning, setting objectives and effectively using available resources to reduce impaired driving.

## SHARE THE ROAD

An alarming concern in the overall number of traffic fatalities is the significant increase in motorcycle fatalities. A record 524 motorcyclists (operators and passengers) died in crashes in 2008. Sixty-one percent (61%) of motorcyclists killed were not wearing helmets at the time of the crash. Motorcycle fatalities were 10% of Texas' overall fatalities two years ago. In 2008, they were over 15% of the fatalities. However, motorcycles represent only 2% of the vehicle mix. Additional attention needs to be placed on motorcycle training, being properly licensed, wearing protective equipment, driving while impaired issue, and enhancing public information and education campaigns such as Share the Road to improve motorcycle safety.

## STRATEGIC PLANNING

Texas will conduct Strategic Planning for the Traffic Safety Program during FY 2011. The last formal Strategic Planning Meeting was conducted in FY 2003. At that time a Performance Plan with goals, strategies and objectives was developed that addressed FY 2004-2009. Now that recent crash data is available to assist with program planning, a Strategic Planning process will be conducted to review and update program goals, strategies, and objectives for FY 2012- 2016.

## IMPROVED CRASH REPORTING

A new crash form (CR-3) became effective in Texas on January 1, 2010. Training was provided to more than 400 law enforcement agencies, reaching more than 2,000 officers throughout the state on the new form to help increase timely reporting and accuracy. Training also addressed the 2010 Edition of the Instructions to Police for Reporting Crashes (CR-100). The CR-100 has undergone significant changes in an effort to make it more user-friendly and to clarify instructions and requirements.

Law enforcement agencies can opt to have trainers come to them for individual form training or they can participate via video tele-conference sessions. TxDOT is also beginning to test the new Crash Analysis for Safer Highways (CRASH) application that is expected to be deployed during the first quarter of 2011. This application will eliminate the need for agencies to report by submitting paper forms and instead allow them to key the data directly into the state's data repository.

## CONTINUED ENHANCEMENTS TO EGRANTS

TxDOT's Traffic Safety Electronic Grants Management system, or eGrants, is a web-based solution for the application, scoring and ongoing management of the grants within the Texas Traffic Safety Program. With eGrants you can electronically:

- Create and submit grant proposals
- Manage your grant project
- Submit performance reports
- Submit requests for reimbursement

TRF-TS continues to enhance eGrants, as described below:

### FY 2010 Enhancements

- *Multi-year Grant option*
- *Implement Project Grading*
- *Incorporate All "Buckle Up Texas" Functionality*
- *Capture DUNS Number for Subgrantees*
- *Capture A-133 Audit Compliance for Subgrantees*

### FY 2011 Enhancements

- *Implement a new eGrants User Interface*
- *Deploy the FIMS interface to allow for the automatic updating of payment status of each RFR*



*Appendix A*  
PROJECT CROSS REFERENCES

**THIS PAGE INTENTIONALLY LEFT BLANK**

**Project Cross-Reference by Task**

**Enforcement Projects**

Organization / Project Number	PA	Fund	Source	Federal Funds	State Funding	Prog. Income	Local Match	Project Total
Brazos County Attorney's Office 2010-BrazosCA-G-MYG-Yr2-0227	AL	410	K8	Planned: \$61,599.76 Actual: \$38,160.08			\$53,864.20 \$62,591.68	\$115,463.96 \$100,751.76
Collin County - District Attorney's Office 2010-CollinDA-G-MYG-Yr1-0104	AL	410	K8	Planned: \$35,198.39 Actual: \$29,440.34			\$7,708.21 \$6,449.39	\$42,906.60 \$35,889.73
Texas Municipal Police Association 2010-TMPA-G-MYG-Yr2-0245	AL	402	AL	Planned: \$1,092,943.05 Actual: \$1,092,943.05			\$124,143.59 \$157,187.97	\$1,217,086.64 \$1,250,131.02

**2010-STEP CMV**

**Group Project**

City of Laredo 2010-LaredoPD-S-SYG-0146	PT	402	PT	Planned: \$40,000.00 Actual: \$39,714.46			\$10,540.00 \$12,529.02	\$50,540.00 \$52,243.48															
<i>Performance Data:</i>	Crashes related to...		Enforce.	Safety Belt/Seat Citations			CMV Citations			Other Citations/Arrests				PI&E Materials		Comm.	Present	Media					
	Alcohol	Speed	ITC	Hours	Adult	Teen	Child	HMV	Seatbelt	Speed	Speed	DWI	DUI	Minor	ITC	HMV	Citations	Arrests	Prod.	Dist.	Events	ations	Exp.
		392		1,000				550	200	500										500	2	4	4

City of Fort Worth 2010-Fortwort-S-SYG-0123	PT	402	PT	Planned: \$59,656.69 Actual: \$34,305.34			\$9,605.31 \$5,524.38	\$69,262.00 \$39,829.72																
<i>Performance Data:</i>	Crashes related to...		Enforce.	Safety Belt/Seat Citations			CMV Citations			Other Citations/Arrests				PI&E Materials		Comm.	Present	Media						
	Alcohol	Speed	ITC	Hours	Adult	Teen	Child	HMV	Seatbelt	Speed	Speed	DWI	DUI	Minor	ITC	HMV	Citations	Arrests	Prod.	Dist.	Events	ations	Exp.	
		800		1,010				250	225	1,050										1,500	1,500	4	4	4

City of Houston - Police Department 2010-HoustonP-S-MYG-Yr2-0194	PT	402	PT	Planned: \$356,499.85 Actual: \$356,398.31			\$292,352.69 \$352,029.36	\$648,852.54 \$708,427.67															
<i>Performance Data:</i>	Crashes related to...		Enforce.	Safety Belt/Seat Citations			CMV Citations			Other Citations/Arrests				PI&E Materials		Comm.	Present	Media					
	Alcohol	Speed	ITC	Hours	Adult	Teen	Child	HMV	Seatbelt	Speed	Speed	DWI	DUI	Minor	ITC	HMV	Citations	Arrests	Prod.	Dist.	Events	ations	Exp.
		1,170		6,102				2,746	2,745	2,746										5,000	2	12	4

<b>2010-STEP CMV Subtotals</b>	# of Projects: 3			Planned: \$456,156.54			\$312,498.00	\$768,654.54																
	3			Actual: \$430,418.11			\$370,082.76	\$800,500.87																
<i>Performance Data Summary:</i>	Crashes related to...		Enforce.	Safety Belt/Seat Citations			CMV Citations			Other Citations/Arrests				PI&E Materials		Comm.	Present	Media						
	Alcohol	Speed	ITC	Hours	Adult	Teen	Child	HMV	Seatbelt	Speed	Speed	DWI	DUI	Minor	ITC	HMV	Citations	Arrests	Prod.	Dist.	Events	ations	Exp.	
		2,362		8,112				3,546	3,170	4,296										1,500	7,000	8	20	12

**Project Cross-Reference by Task**

**Enforcement Projects**

Organization / Project Number	PA	Fund	Source	Federal Funds	State Funding	Prog. Income	Local Match	Project Total																
<b>2010-STEP Comprehensive</b>																								
Texas Department of Public Safety	PT	402	PT	Planned: \$1,410,246.54			\$1,519,453.94	<b>\$2,929,700.48</b>																
2010-TDPS-S-SYG-0094				Actual: \$1,410,246.53			\$1,533,532.56	<b>\$2,943,779.09</b>																
<i>Step Elements: DWI Speed OP</i>																								
<i>Performance Data:</i>	Crashes related to...		Enforce.	Safety Belt/Seat Citations			CMV Citations		Other Citations/Arrests			PI&E Materials		Comm.	Present	Media								
	Alcohol	Speed	ITC	Hours	Adult	Teen	Child	HMV	Seatbelt	Speed	Speed	DWI	DUI	Minor	ITC	HMV	Other Citations	Other Arrests	Prod.	Dist.	Events	ations	Exp.	
	877	1,649		22,404	12,392		1,377				20,422	1,328								5,000		11	11	6
City of Pasadena	PT	402	PT	Planned: \$170,213.00			\$18,921.00	<b>\$189,134.00</b>																
2010-PasadePD-S-SYG-0010				Actual: \$162,401.11			\$17,041.15	<b>\$179,442.26</b>																
<i>Step Elements: DWI Speed OP ITC</i>																								
<i>Performance Data:</i>	Crashes related to...		Enforce.	Safety Belt/Seat Citations			CMV Citations		Other Citations/Arrests			PI&E Materials		Comm.	Present	Media								
	Alcohol	Speed	ITC	Hours	Adult	Teen	Child	HMV	Seatbelt	Speed	Speed	DWI	DUI	Minor	ITC	HMV	Other Citations	Other Arrests	Prod.	Dist.	Events	ations	Exp.	
	190	340	950	3,450	1,500		300				3,250	55		2,200						1,600		2	4	4
City of Lubbock Police Department	PT	402	PT	Planned: \$99,294.00			\$99,294.00	<b>\$198,588.00</b>																
2010-Lubbock -S-SYG-0014				Actual: \$89,445.00			\$89,444.97	<b>\$178,889.97</b>																
<i>Step Elements: DWI Speed</i>																								
<i>Performance Data:</i>	Crashes related to...		Enforce.	Safety Belt/Seat Citations			CMV Citations		Other Citations/Arrests			PI&E Materials		Comm.	Present	Media								
	Alcohol	Speed	ITC	Hours	Adult	Teen	Child	HMV	Seatbelt	Speed	Speed	DWI	DUI	Minor	ITC	HMV	Other Citations	Other Arrests	Prod.	Dist.	Events	ations	Exp.	
	370	3,600		4,856							10,791	125								5,000		5	5	12
City of Bedford	PT	402	PT	Planned: \$23,600.00			\$6,825.12	<b>\$30,425.12</b>																
2010-Bedford-S-SYG-0015				Actual: \$18,755.69			\$6,410.59	<b>\$25,166.28</b>																
<i>Step Elements: Speed OP ITC</i>																								
<i>Performance Data:</i>	Crashes related to...		Enforce.	Safety Belt/Seat Citations			CMV Citations		Other Citations/Arrests			PI&E Materials		Comm.	Present	Media								
	Alcohol	Speed	ITC	Hours	Adult	Teen	Child	HMV	Seatbelt	Speed	Speed	DWI	DUI	Minor	ITC	HMV	Other Citations	Other Arrests	Prod.	Dist.	Events	ations	Exp.	
	130	105		1,100	250						2,500			400						2,500		2	4	4
City of Denton	PT	402	PT	Planned: \$76,410.00			\$31,277.30	<b>\$107,687.30</b>																
2010-DentonPD-S-SYG-0019				Actual: \$75,880.58			\$32,299.65	<b>\$108,180.23</b>																
<i>Step Elements: Speed OP ITC</i>																								
<i>Performance Data:</i>	Crashes related to...		Enforce.	Safety Belt/Seat Citations			CMV Citations		Other Citations/Arrests			PI&E Materials		Comm.	Present	Media								
	Alcohol	Speed	ITC	Hours	Adult	Teen	Child	HMV	Seatbelt	Speed	Speed	DWI	DUI	Minor	ITC	HMV	Other Citations	Other Arrests	Prod.	Dist.	Events	ations	Exp.	
	680	810		1,500	300		14				3,175			425						2,500		4	6	4
City of Fort Worth	PT	402	PT	Planned: \$400,337.21			\$58,500.38	<b>\$458,837.59</b>																
2010-Fortwort-S-SYG-0062				Actual: \$161,451.76			\$23,593.22	<b>\$185,044.98</b>																
<i>Step Elements: DWI Speed OP ITC</i>																								
<i>Performance Data:</i>	Crashes related to...		Enforce.	Safety Belt/Seat Citations			CMV Citations		Other Citations/Arrests			PI&E Materials		Comm.	Present	Media								
	Alcohol	Speed	ITC	Hours	Adult	Teen	Child	HMV	Seatbelt	Speed	Speed	DWI	DUI	Minor	ITC	HMV	Other Citations	Other Arrests	Prod.	Dist.	Events	ations	Exp.	
	500	5,700	5,235	7,162	975		400				13,000	200		2,100						6,500	6,500	4	4	4

**Project Cross-Reference by Task**

**Enforcement Projects**

Organization / Project Number	PA	Fund	Source	Federal Funds	State Funding	Prog. Income	Local Match	Project Total																
<b>2010-STEP Comprehensive</b>																								
City of Seabrook Police Department	PT	402	PT	Planned:	\$39,988.17		\$7,800.00	\$47,788.17																
2010-Seabrook-S-MYG-Yr2-0249				Actual:	\$26,496.00		\$7,800.00	\$34,296.00																
Step Elements: <b>Speed ITC</b>																								
Performance Data:	Crashes related to...		Enforce.	Safety Belt/Seat Citations			CMV Citations		Other Citations/Arrests			PI&E Materials		Comm.	Present	Media								
	Alcohol	Speed	ITC	Hours	Adult	Teen	Child	HMV	Seatbelt	Speed	Speed	DWI	DUI	Minor	ITC	HMV	Other Citations	Other Arrests	Prod.	Dist.	Events	ations	Exp.	
		110	110	657							1,687			161						2,000		4	8	4
City of McAllen Police Department	PT	402	PT	Planned:	\$81,311.00		\$9,059.00	\$90,370.00																
2010-McAllenP-S-MYG-Yr2-0048				Actual:	\$73,099.92		\$8,145.51	\$81,245.43																
Step Elements: <b>DWI Speed OP ITC</b>																								
Performance Data:	Crashes related to...		Enforce.	Safety Belt/Seat Citations			CMV Citations		Other Citations/Arrests			PI&E Materials		Comm.	Present	Media								
	Alcohol	Speed	ITC	Hours	Adult	Teen	Child	HMV	Seatbelt	Speed	Speed	DWI	DUI	Minor	ITC	HMV	Other Citations	Other Arrests	Prod.	Dist.	Events	ations	Exp.	
		127	635	400	1,935	450	140				800	140		800						2,000	2,000	2	4	4
City of Donna Police Department	PT	402	PT	Planned:	\$39,696.62		\$5,200.00	\$44,896.62																
2010-DonnaPD-S-SYG-0008				Actual:	\$37,882.37		\$4,964.22	\$42,846.59																
Step Elements: <b>DWI Speed OP ITC</b>																								
Performance Data:	Crashes related to...		Enforce.	Safety Belt/Seat Citations			CMV Citations		Other Citations/Arrests			PI&E Materials		Comm.	Present	Media								
	Alcohol	Speed	ITC	Hours	Adult	Teen	Child	HMV	Seatbelt	Speed	Speed	DWI	DUI	Minor	ITC	HMV	Other Citations	Other Arrests	Prod.	Dist.	Events	ations	Exp.	
		20	40	20	1,120	200	100				1,500	120		100						1,000		2	4	4
City of Rowlett - Police Department	PT	402	PT	Planned:	\$69,999.02		\$38,326.49	\$108,325.51																
2010-RowletPD-S-MYG-Yr2-0133				Actual:	\$68,327.05		\$43,044.65	\$111,371.70																
Step Elements: <b>DWI Speed OP ITC</b>																								
Performance Data:	Crashes related to...		Enforce.	Safety Belt/Seat Citations			CMV Citations		Other Citations/Arrests			PI&E Materials		Comm.	Present	Media								
	Alcohol	Speed	ITC	Hours	Adult	Teen	Child	HMV	Seatbelt	Speed	Speed	DWI	DUI	Minor	ITC	HMV	Other Citations	Other Arrests	Prod.	Dist.	Events	ations	Exp.	
		15	60	220	1,589	400	20				3,000	30		300						2,000		12	6	4
City of Haltom City - Police Department	PT	402	PT	Planned:	\$69,992.70		\$23,920.83	\$93,913.53																
2010-HaltomPD-S-MYG-Yr2-0258				Actual:	\$69,849.70		\$23,910.19	\$93,759.89																
Step Elements: <b>Speed OP</b>																								
Performance Data:	Crashes related to...		Enforce.	Safety Belt/Seat Citations			CMV Citations		Other Citations/Arrests			PI&E Materials		Comm.	Present	Media								
	Alcohol	Speed	ITC	Hours	Adult	Teen	Child	HMV	Seatbelt	Speed	Speed	DWI	DUI	Minor	ITC	HMV	Other Citations	Other Arrests	Prod.	Dist.	Events	ations	Exp.	
		260		1,700	300	50					4,150									2,500		2	4	4
City of Arlington	PT	402	PT	Planned:	\$289,782.20		\$54,351.62	\$344,133.82																
2010-Arlingto-S-SYG-0086				Actual:	\$278,731.98		\$56,175.75	\$334,907.73																
Step Elements: <b>DWI Speed OP ITC</b>																								
Performance Data:	Crashes related to...		Enforce.	Safety Belt/Seat Citations			CMV Citations		Other Citations/Arrests			PI&E Materials		Comm.	Present	Media								
	Alcohol	Speed	ITC	Hours	Adult	Teen	Child	HMV	Seatbelt	Speed	Speed	DWI	DUI	Minor	ITC	HMV	Other Citations	Other Arrests	Prod.	Dist.	Events	ations	Exp.	
		600	1,248	2,500	4,474	900	60				10,580	40		360						8,000	8,000	2	5	5

**Project Cross-Reference by Task**

<b>Enforcement Projects</b>																						
Organization / Project Number		PA	Fund Source			Federal Funds	State Funding	Prog. Income	Local Match	Project Total												
<b>2010-STEP Comprehensive</b>										<b>Group Project</b>												
City of El Paso		PT	402	PT		Planned:	\$479,089.00			\$160,886.29	<b>\$639,975.29</b>											
2010-EIPasoPD-S-SYG-0103		Step Elements: <b>DWI Speed</b>				Actual:	\$422,115.34			\$149,071.57	<b>\$571,186.91</b>											
<i>Performance Data:</i>		Crashes related to...		Enforce.	Safety Belt/Seat Citations			CMV Citations		Other Citations/Arrests			PI&E Materials		Comm.	Present	Media					
Alcohol	Speed	ITC	Hours	Adult	Teen	Child	HMV	Seatbelt	Speed	Speed	DWI	DUI	Minor	ITC	HMV	Citations	Arrests	Prod.	Dist.	Events	ations	Exp.
400	4,200		12,022							20,000	1,000								1,500	2	4	4
City of Pharr		PT	402	PT		Planned:	\$64,760.55			\$36,346.93	<b>\$101,107.48</b>											
2010-PharrPD-S-MYG-Yr2-0115		Step Elements: <b>DWI Speed OP</b>				Actual:	\$62,098.97			\$36,436.39	<b>\$98,535.36</b>											
<i>Performance Data:</i>		Crashes related to...		Enforce.	Safety Belt/Seat Citations			CMV Citations		Other Citations/Arrests			PI&E Materials		Comm.	Present	Media					
Alcohol	Speed	ITC	Hours	Adult	Teen	Child	HMV	Seatbelt	Speed	Speed	DWI	DUI	Minor	ITC	HMV	Citations	Arrests	Prod.	Dist.	Events	ations	Exp.
70	700		1,500	200		100				1,500	100								5,000	4	6	6
Town of Addison - Police Department		PT	402	PT		Planned:	\$30,835.14			\$4,318.78	<b>\$35,153.92</b>											
2010-AddisonP-S-SYG-0106		Step Elements: <b>Speed OP ITC</b>				Actual:	\$21,429.11			\$3,215.20	<b>\$24,644.31</b>											
<i>Performance Data:</i>		Crashes related to...		Enforce.	Safety Belt/Seat Citations			CMV Citations		Other Citations/Arrests			PI&E Materials		Comm.	Present	Media					
Alcohol	Speed	ITC	Hours	Adult	Teen	Child	HMV	Seatbelt	Speed	Speed	DWI	DUI	Minor	ITC	HMV	Citations	Arrests	Prod.	Dist.	Events	ations	Exp.
	20	60	650	85		10				1,430				250					1,500	2	5	5
Town of Flower Mound		PT	402	PT		Planned:	\$47,758.82			\$15,502.97	<b>\$63,261.79</b>											
2010-FlowerPD-S-MYG-Yr2-0103		Step Elements: <b>DWI Speed OP</b>				Actual:	\$37,569.64			\$14,100.76	<b>\$51,670.40</b>											
<i>Performance Data:</i>		Crashes related to...		Enforce.	Safety Belt/Seat Citations			CMV Citations		Other Citations/Arrests			PI&E Materials		Comm.	Present	Media					
Alcohol	Speed	ITC	Hours	Adult	Teen	Child	HMV	Seatbelt	Speed	Speed	DWI	DUI	Minor	ITC	HMV	Citations	Arrests	Prod.	Dist.	Events	ations	Exp.
	3		910	435		20				2,048									500	2	9	12
City of North Richland Hills		PT	402	PT		Planned:	\$99,998.51			\$38,745.82	<b>\$138,744.33</b>											
2010-NRichlan-S-MYG-Yr2-0154		Step Elements: <b>DWI Speed</b>				Actual:	\$97,907.81			\$29,865.35	<b>\$127,773.16</b>											
<i>Performance Data:</i>		Crashes related to...		Enforce.	Safety Belt/Seat Citations			CMV Citations		Other Citations/Arrests			PI&E Materials		Comm.	Present	Media					
Alcohol	Speed	ITC	Hours	Adult	Teen	Child	HMV	Seatbelt	Speed	Speed	DWI	DUI	Minor	ITC	HMV	Citations	Arrests	Prod.	Dist.	Events	ations	Exp.
12	400		1,808							1,320	228								1,000	4	4	8
City of Grand Prairie		PT	402	PT		Planned:	\$247,622.27			\$86,226.77	<b>\$333,849.04</b>											
2010-GrandPra-S-MYG-Yr2-0052		Step Elements: <b>DWI Speed OP ITC</b>				Actual:	\$245,124.92			\$86,329.56	<b>\$331,454.48</b>											
<i>Performance Data:</i>		Crashes related to...		Enforce.	Safety Belt/Seat Citations			CMV Citations		Other Citations/Arrests			PI&E Materials		Comm.	Present	Media					
Alcohol	Speed	ITC	Hours	Adult	Teen	Child	HMV	Seatbelt	Speed	Speed	DWI	DUI	Minor	ITC	HMV	Citations	Arrests	Prod.	Dist.	Events	ations	Exp.
180	641	375	5,023	1,900		285				5,700	57		2,850						2,000	2	5	5

**Project Cross-Reference by Task**

**Enforcement Projects**

Organization / Project Number	PA	Fund	Source	Federal Funds	State Funding	Prog. Income	Local Match	Project Total																
<b>2010-STEP Comprehensive</b>																								
City of Harlingen Police Department	PT	402	PT	Planned:	\$103,211.94		\$14,115.50	<b>\$117,327.44</b>																
2010-Harlinge-S-SYG-0100	Step Elements: <b>DWI Speed OP</b>			Actual:	\$69,651.15		\$12,084.95	<b>\$81,736.10</b>																
<b>Performance Data:</b>	Crashes related to...		Enforce.	Safety Belt/Seat Citations			CMV Citations		Other Citations/Arrests			PI&E Materials		Comm.	Present	Media								
	Alcohol	Speed	ITC	Hours	Adult	Teen	Child	HMV	Seatbelt	Speed	Speed	DWI	DUI	Minor	ITC	HMV	Other Citations	Other Arrests	Prod.	Dist.	Events	ations	Exp.	
	45	18		1,900	270		100				3,800	100							1,750	3,000	6	4	6	
City of Murphy	PT	402	PT	Planned:	\$13,764.00		\$3,165.72	<b>\$16,929.72</b>																
2010-MurphyPD-S-MYG-Yr2-0034	Step Elements: <b>Speed ITC</b>			Actual:	\$9,619.77		\$2,212.56	<b>\$11,832.33</b>																
<b>Performance Data:</b>	Crashes related to...		Enforce.	Safety Belt/Seat Citations			CMV Citations		Other Citations/Arrests			PI&E Materials		Comm.	Present	Media								
	Alcohol	Speed	ITC	Hours	Adult	Teen	Child	HMV	Seatbelt	Speed	Speed	DWI	DUI	Minor	ITC	HMV	Other Citations	Other Arrests	Prod.	Dist.	Events	ations	Exp.	
		4	58	522							1,250			157						1,000	2	5	6	
City of Webster	PT	402	PT	Planned:	\$41,300.00		\$21,990.39	<b>\$63,290.39</b>																
2010-Webster-S-SYG-0139	Step Elements: <b>DWI Speed ITC</b>			Actual:	\$41,300.00		\$33,339.16	<b>\$74,639.16</b>																
<b>Performance Data:</b>	Crashes related to...		Enforce.	Safety Belt/Seat Citations			CMV Citations		Other Citations/Arrests			PI&E Materials		Comm.	Present	Media								
	Alcohol	Speed	ITC	Hours	Adult	Teen	Child	HMV	Seatbelt	Speed	Speed	DWI	DUI	Minor	ITC	HMV	Other Citations	Other Arrests	Prod.	Dist.	Events	ations	Exp.	
	11	386	105	1,025							1,475	30		300						2,500	5	5	5	
City of Irving	PT	402	PT	Planned:	\$128,507.50		\$29,451.38	<b>\$157,958.88</b>																
2010-Irving-S-MYG-Yr2-0148	Step Elements: <b>DWI Speed OP</b>			Actual:	\$128,507.50		\$34,080.22	<b>\$162,587.72</b>																
<b>Performance Data:</b>	Crashes related to...		Enforce.	Safety Belt/Seat Citations			CMV Citations		Other Citations/Arrests			PI&E Materials		Comm.	Present	Media								
	Alcohol	Speed	ITC	Hours	Adult	Teen	Child	HMV	Seatbelt	Speed	Speed	DWI	DUI	Minor	ITC	HMV	Other Citations	Other Arrests	Prod.	Dist.	Events	ations	Exp.	
	206	1,000		2,615	800		75				5,500	125								2,000	2	6	6	
City of McKinney	PT	402	PT	Planned:	\$102,600.20		\$40,967.68	<b>\$143,567.88</b>																
2010-McKinney-S-MYG-Yr2-0179	Step Elements: <b>DWI Speed OP ITC</b>			Actual:	\$97,147.67		\$38,869.05	<b>\$136,016.72</b>																
<b>Performance Data:</b>	Crashes related to...		Enforce.	Safety Belt/Seat Citations			CMV Citations		Other Citations/Arrests			PI&E Materials		Comm.	Present	Media								
	Alcohol	Speed	ITC	Hours	Adult	Teen	Child	HMV	Seatbelt	Speed	Speed	DWI	DUI	Minor	ITC	HMV	Other Citations	Other Arrests	Prod.	Dist.	Events	ations	Exp.	
	10	245	600	3,800	900		650				3,350	160		1,450						2,000	2	5	5	
Chambers County Sheriff's Department	PT	402	PT	Planned:	\$47,251.56		\$9,519.01	<b>\$56,770.57</b>																
2010-Chambers-S-SYG-0057	Step Elements: <b>DWI Speed OP</b>			Actual:	\$43,713.59		\$17,483.20	<b>\$61,196.79</b>																
<b>Performance Data:</b>	Crashes related to...		Enforce.	Safety Belt/Seat Citations			CMV Citations		Other Citations/Arrests			PI&E Materials		Comm.	Present	Media								
	Alcohol	Speed	ITC	Hours	Adult	Teen	Child	HMV	Seatbelt	Speed	Speed	DWI	DUI	Minor	ITC	HMV	Other Citations	Other Arrests	Prod.	Dist.	Events	ations	Exp.	
	120	400		1,450	100		20				2,000	100								1,000	1,000	4	4	4

**Project Cross-Reference by Task**

**Enforcement Projects**

Organization / Project Number	PA	Fund	Source	Federal Funds	State Funding	Prog. Income	Local Match	Project Total															
<b>2010-STEP Comprehensive Group Project</b>																							
City of Port Arthur Police Department	PT	402	PT	Planned: \$48,971.93			\$7,629.26	\$56,601.19															
2010-PortArth-S-SYG-0021				Actual: \$48,500.93			\$9,638.68	\$58,139.61															
<i>Step Elements: DWI Speed OP ITC</i>																							
<i>Performance Data:</i>	Crashes related to...		Enforce.	Safety Belt/Seat Citations			CMV Citations		Other Citations/Arrests			PI&E Materials		Comm.	Present	Media							
	Alcohol	Speed	ITC	Hours	Adult	Teen	Child	HMV	Seatbelt	Speed	Speed	DWI	DUI	Minor	ITC	HMV	Other Citations	Other Arrests	Prod.	Dist.	Events	ations	Exp.
	38	387	295	750	300		40				600	30		150					750	7,500	2	4	4
City of Plano	PT	402	PT	Planned: \$248,246.00			\$96,627.07	\$344,873.07															
2010-PlanoPD-S-SYG-0060				Actual: \$195,930.41			\$76,464.30	\$272,394.71															
<i>Step Elements: Speed OP ITC</i>																							
<i>Performance Data:</i>	Crashes related to...		Enforce.	Safety Belt/Seat Citations			CMV Citations		Other Citations/Arrests			PI&E Materials		Comm.	Present	Media							
	Alcohol	Speed	ITC	Hours	Adult	Teen	Child	HMV	Seatbelt	Speed	Speed	DWI	DUI	Minor	ITC	HMV	Other Citations	Other Arrests	Prod.	Dist.	Events	ations	Exp.
	100	1,000	1,400	4,735	500		550				2,500			4,000						25,000	5	5	5
City of Brenham - Police Department	PT	402	PT	Planned: \$35,650.00			\$16,842.05	\$52,492.05															
2010-Brenham-S-SYG-0132				Actual: \$27,276.36			\$12,911.45	\$40,187.81															
<i>Step Elements: Speed OP ITC</i>																							
<i>Performance Data:</i>	Crashes related to...		Enforce.	Safety Belt/Seat Citations			CMV Citations		Other Citations/Arrests			PI&E Materials		Comm.	Present	Media							
	Alcohol	Speed	ITC	Hours	Adult	Teen	Child	HMV	Seatbelt	Speed	Speed	DWI	DUI	Minor	ITC	HMV	Other Citations	Other Arrests	Prod.	Dist.	Events	ations	Exp.
		160	150	900	545		20				1,280			60						1,000	2	6	6
City of Waco	PT	402	PT	Planned: \$74,675.44			\$8,300.01	\$82,975.45															
2010-WacoPD-S-SYG-0071				Actual: \$62,598.26			\$9,053.76	\$71,652.02															
<i>Step Elements: Speed ITC</i>																							
<i>Performance Data:</i>	Crashes related to...		Enforce.	Safety Belt/Seat Citations			CMV Citations		Other Citations/Arrests			PI&E Materials		Comm.	Present	Media							
	Alcohol	Speed	ITC	Hours	Adult	Teen	Child	HMV	Seatbelt	Speed	Speed	DWI	DUI	Minor	ITC	HMV	Other Citations	Other Arrests	Prod.	Dist.	Events	ations	Exp.
		1,000	1,177	1,050			310				1,200			1,200						1,200	6	6	6
City of Euless Police Department	PT	402	PT	Planned: \$70,165.60			\$37,520.81	\$107,686.41															
2010-Euless-S-SYG-0076				Actual: \$69,994.77			\$33,549.04	\$103,543.81															
<i>Step Elements: DWI Speed OP ITC</i>																							
<i>Performance Data:</i>	Crashes related to...		Enforce.	Safety Belt/Seat Citations			CMV Citations		Other Citations/Arrests			PI&E Materials		Comm.	Present	Media							
	Alcohol	Speed	ITC	Hours	Adult	Teen	Child	HMV	Seatbelt	Speed	Speed	DWI	DUI	Minor	ITC	HMV	Other Citations	Other Arrests	Prod.	Dist.	Events	ations	Exp.
	40	88	225	1,349	140		18				900	35		1,540						1,000	2	25	4
City of Texarkana	PT	402	PT	Planned: \$16,836.59			\$17,489.00	\$34,325.59															
2010-TexarkPD-S-SYG-0079				Actual: \$13,069.05			\$13,671.95	\$26,741.00															
<i>Step Elements: DWI Speed OP ITC</i>																							
<i>Performance Data:</i>	Crashes related to...		Enforce.	Safety Belt/Seat Citations			CMV Citations		Other Citations/Arrests			PI&E Materials		Comm.	Present	Media							
	Alcohol	Speed	ITC	Hours	Adult	Teen	Child	HMV	Seatbelt	Speed	Speed	DWI	DUI	Minor	ITC	HMV	Other Citations	Other Arrests	Prod.	Dist.	Events	ations	Exp.
	42	375	375	900	235		70				800	38		300					1,000	2,000	3	5	5



**Project Cross-Reference by Task**

**Enforcement Projects**

Organization / Project Number	PA	Fund	Source	Federal Funds	State Funding	Prog. Income	Local Match	Project Total															
<b>2010-STEP Comprehensive</b>																							
City of Mission Police Department	PT	402	PT	Planned: \$68,933.47			\$10,351.00	\$79,284.47															
2010-Mission-S-SYG-0081	Step Elements: <b>DWI Speed OP ITC</b>			Actual: \$68,550.00			\$12,562.58	\$81,112.58															
<b>Performance Data:</b>	Crashes related to...		Enforce.	Safety Belt/Seat Citations			CMV Citations		Other Citations/Arrests			Other		PI&E Materials		Comm.	Present	Media					
	Alcohol	Speed	ITC	Hours	Adult	Teen	Child	HMV	Seatbelt	Speed	Speed	DWI	DUI	Minor	ITC	HMV	Citations	Arrests	Prod.	Dist.	Events	ations	Exp.
	45	500	300	1,460	500		150				2,000	115		325					2,700	2,700	4	4	4
City of Dallas - Police Department	PT	402	PT	Planned: \$1,200,000.00			\$678,230.25	\$1,878,230.25															
2010-Dallas-S-MYG-Yr2-0267	Step Elements: <b>DWI Speed OP ITC</b>			Actual: \$1,190,414.73			\$674,564.18	\$1,864,978.91															
<b>Performance Data:</b>	Crashes related to...		Enforce.	Safety Belt/Seat Citations			CMV Citations		Other Citations/Arrests			Other		PI&E Materials		Comm.	Present	Media					
	Alcohol	Speed	ITC	Hours	Adult	Teen	Child	HMV	Seatbelt	Speed	Speed	DWI	DUI	Minor	ITC	HMV	Citations	Arrests	Prod.	Dist.	Events	ations	Exp.
	1,992	4,799	7,419	18,344	2,201		367				25,315	397		9,355					5,000		4	40	8
County of Dallas	PT	402	PT	Planned: \$350,190.50			\$211,262.43	\$561,452.93															
2010-Dallasco-S-MYG-Yr2-0261	Step Elements: <b>DWI Speed OP</b>			Actual: \$349,830.00			\$270,690.79	\$620,520.79															
<b>Performance Data:</b>	Crashes related to...		Enforce.	Safety Belt/Seat Citations			CMV Citations		Other Citations/Arrests			Other		PI&E Materials		Comm.	Present	Media					
	Alcohol	Speed	ITC	Hours	Adult	Teen	Child	HMV	Seatbelt	Speed	Speed	DWI	DUI	Minor	ITC	HMV	Citations	Arrests	Prod.	Dist.	Events	ations	Exp.
	60	155		7,720	3,500		350				18,500	230							2,500		2	5	5
City of Allen	PT	402	PT	Planned: \$49,241.00			\$18,730.85	\$67,971.85															
2010-AllenPD-S-MYG-Yr2-0024	Step Elements: <b>DWI Speed OP</b>			Actual: \$44,075.52			\$17,249.61	\$61,325.13															
<b>Performance Data:</b>	Crashes related to...		Enforce.	Safety Belt/Seat Citations			CMV Citations		Other Citations/Arrests			Other		PI&E Materials		Comm.	Present	Media					
	Alcohol	Speed	ITC	Hours	Adult	Teen	Child	HMV	Seatbelt	Speed	Speed	DWI	DUI	Minor	ITC	HMV	Citations	Arrests	Prod.	Dist.	Events	ations	Exp.
	19	212		1,420	400		50				3,300	27							2,500		2	5	6
City of Garland	PT	402	PT	Planned: \$249,998.00			\$124,334.42	\$374,332.42															
2010-GarlandP-S-MYG-Yr2-0184	Step Elements: <b>DWI Speed OP ITC</b>			Actual: \$249,998.00			\$124,334.42	\$374,332.42															
<b>Performance Data:</b>	Crashes related to...		Enforce.	Safety Belt/Seat Citations			CMV Citations		Other Citations/Arrests			Other		PI&E Materials		Comm.	Present	Media					
	Alcohol	Speed	ITC	Hours	Adult	Teen	Child	HMV	Seatbelt	Speed	Speed	DWI	DUI	Minor	ITC	HMV	Citations	Arrests	Prod.	Dist.	Events	ations	Exp.
	124	560	1,300	5,363	1,710		72				5,200	120		3,510					3,000		2	5	5
City of Frisco	PT	402	PT	Planned: \$69,981.39			\$26,474.90	\$96,456.29															
2010-FriscoPD-S-MYG-Yr2-0188	Step Elements: <b>DWI Speed OP</b>			Actual: \$64,063.53			\$24,240.25	\$88,303.78															
<b>Performance Data:</b>	Crashes related to...		Enforce.	Safety Belt/Seat Citations			CMV Citations		Other Citations/Arrests			Other		PI&E Materials		Comm.	Present	Media					
	Alcohol	Speed	ITC	Hours	Adult	Teen	Child	HMV	Seatbelt	Speed	Speed	DWI	DUI	Minor	ITC	HMV	Citations	Arrests	Prod.	Dist.	Events	ations	Exp.
	40	345		1,495	350		125				2,890	50							1,500		2	12	5

**Project Cross-Reference by Task**

**Enforcement Projects**

Organization / Project Number	PA	Fund	Source	Federal Funds	State Funding	Prog. Income	Local Match	Project Total																
<b>2010-STEP Comprehensive</b>																								
City of Cedar Park	PT	402	PT	Planned:	\$57,856.36		\$34,592.75	\$92,449.11																
2010-CdrPrkPD-S-MYG-Yr2-0205	Step Elements: <b>DWI Speed OP ITC</b>			Actual:	\$54,035.26		\$33,112.02	\$87,147.28																
<b>Performance Data:</b>	Crashes related to...		Enforce.	Safety Belt/Seat Citations			CMV Citations		Other Citations/Arrests			PI&E Materials		Comm.	Present	Media								
	Alcohol	Speed	ITC	Hours	Adult	Teen	Child	HMV	Seatbelt	Speed	Speed	DWI	DUI	Minor	ITC	HMV	Other Citations	Other Arrests	Prod.	Dist.	Events	ations	Exp.	
	13	215	100	1,600	120		23				3,787	30		165					1,000	1,000	2	5	5	
City of Georgetown	PT	402	PT	Planned:	\$42,038.97		\$14,412.30	\$56,451.27																
2010-Georgeto-S-MYG-Yr2-0221	Step Elements: <b>DWI Speed OP ITC</b>			Actual:	\$42,038.97		\$14,972.20	\$57,011.17																
<b>Performance Data:</b>	Crashes related to...		Enforce.	Safety Belt/Seat Citations			CMV Citations		Other Citations/Arrests			PI&E Materials		Comm.	Present	Media								
	Alcohol	Speed	ITC	Hours	Adult	Teen	Child	HMV	Seatbelt	Speed	Speed	DWI	DUI	Minor	ITC	HMV	Other Citations	Other Arrests	Prod.	Dist.	Events	ations	Exp.	
	21	184	315	840	40		20				925	11		450						2,500		3	4	4
City of Corpus Christi Police Department	PT	402	PT	Planned:	\$136,508.00		\$48,560.66	\$185,068.66																
2010-CorpusPD-S-MYG-Yr2-0224	Step Elements: <b>DWI Speed</b>			Actual:	\$135,748.87		\$52,857.53	\$188,606.40																
<b>Performance Data:</b>	Crashes related to...		Enforce.	Safety Belt/Seat Citations			CMV Citations		Other Citations/Arrests			PI&E Materials		Comm.	Present	Media								
	Alcohol	Speed	ITC	Hours	Adult	Teen	Child	HMV	Seatbelt	Speed	Speed	DWI	DUI	Minor	ITC	HMV	Other Citations	Other Arrests	Prod.	Dist.	Events	ations	Exp.	
	190	3,038		3,100							5,616	185								3,800		2	5	4
City of Houston - Police Department	PT	402	PT	Planned:	\$843,500.00		\$1,585,949.61	\$2,429,449.61																
2010-HoustonP-S-MYG-Yr2-0239	Step Elements: <b>DWI Speed OP ITC</b>			Actual:	\$843,500.00		\$1,607,277.92	\$2,450,777.92																
<b>Performance Data:</b>	Crashes related to...		Enforce.	Safety Belt/Seat Citations			CMV Citations		Other Citations/Arrests			PI&E Materials		Comm.	Present	Media								
	Alcohol	Speed	ITC	Hours	Adult	Teen	Child	HMV	Seatbelt	Speed	Speed	DWI	DUI	Minor	ITC	HMV	Other Citations	Other Arrests	Prod.	Dist.	Events	ations	Exp.	
	1,592	16,678	9,865	22,446	10,255		1,772				21,956	645		4,525						4,000		2	4	10
City of Keller	PT	402	PT	Planned:	\$56,640.00		\$18,936.80	\$75,576.80																
2010-KellerPD-S-SYG-0030	Step Elements: <b>Speed ITC</b>			Actual:	\$52,166.80		\$19,051.09	\$71,217.89																
<b>Performance Data:</b>	Crashes related to...		Enforce.	Safety Belt/Seat Citations			CMV Citations		Other Citations/Arrests			PI&E Materials		Comm.	Present	Media								
	Alcohol	Speed	ITC	Hours	Adult	Teen	Child	HMV	Seatbelt	Speed	Speed	DWI	DUI	Minor	ITC	HMV	Other Citations	Other Arrests	Prod.	Dist.	Events	ations	Exp.	
		60	60	1,100							3,400			300						3,000		4	12	6
City of New Braunfels - Police Department	PT	402	PT	Planned:	\$69,920.00		\$18,512.27	\$88,432.27																
2010-NewBrau-S-SYG-0125	Step Elements: <b>Speed OP</b>			Actual:	\$69,920.00		\$35,566.66	\$105,486.66																
<b>Performance Data:</b>	Crashes related to...		Enforce.	Safety Belt/Seat Citations			CMV Citations		Other Citations/Arrests			PI&E Materials		Comm.	Present	Media								
	Alcohol	Speed	ITC	Hours	Adult	Teen	Child	HMV	Seatbelt	Speed	Speed	DWI	DUI	Minor	ITC	HMV	Other Citations	Other Arrests	Prod.	Dist.	Events	ations	Exp.	
				1,375	225		50				3,050									3,000	3,000	4	12	4

**Project Cross-Reference by Task**

**Enforcement Projects**

Organization / Project Number	PA	Fund	Source	Federal Funds	State Funding	Prog. Income	Local Match	Project Total																
<b>2010-STEP Comprehensive</b>																								
City of Odessa - Police Department	PT	402	PT	Planned:	\$95,829.65		\$10,800.80	<b>\$106,630.45</b>																
2010-Odessa-S-SYG-0025				Actual:	\$90,637.04		\$10,216.46	<b>\$100,853.50</b>																
Step Elements: <b>DWI Speed OP ITC</b>																								
Performance Data:	Crashes related to...		Enforce.	Safety Belt/Seat Citations			CMV Citations		Other Citations/Arrests			PI&E Materials		Comm.	Present	Media								
	Alcohol	Speed	ITC	Hours	Adult	Teen	Child	HMV	Seatbelt	Speed	Speed	DWI	DUI	Minor	ITC	HMV	Other Citations	Other Arrests	Prod.	Dist.	Events	ations	Exp.	
	185	950	1,000	1,716	400		10				2,548	65		400						1,716	2	4	24	
City of Midland	PT	402	PT	Planned:	\$51,844.93		\$12,350.00	<b>\$64,194.93</b>																
2010-Midland-S-SYG-0052				Actual:	\$51,214.56		\$12,201.04	<b>\$63,415.60</b>																
Step Elements: <b>DWI ITC</b>																								
Performance Data:	Crashes related to...		Enforce.	Safety Belt/Seat Citations			CMV Citations		Other Citations/Arrests			PI&E Materials		Comm.	Present	Media								
	Alcohol	Speed	ITC	Hours	Adult	Teen	Child	HMV	Seatbelt	Speed	Speed	DWI	DUI	Minor	ITC	HMV	Other Citations	Other Arrests	Prod.	Dist.	Events	ations	Exp.	
	135		1,000	1,200								120		1,150						1,200	2	4	4	
City of La Marque Police Department	PT	402	PT	Planned:	\$35,491.37		\$6,263.18	<b>\$41,754.55</b>																
2010-LaMarque-S-SYG-0041				Actual:	\$2,220.56		\$447.00	<b>\$2,667.56</b>																
Step Elements: <b>Speed OP</b>																								
Performance Data:	Crashes related to...		Enforce.	Safety Belt/Seat Citations			CMV Citations		Other Citations/Arrests			PI&E Materials		Comm.	Present	Media								
	Alcohol	Speed	ITC	Hours	Adult	Teen	Child	HMV	Seatbelt	Speed	Speed	DWI	DUI	Minor	ITC	HMV	Other Citations	Other Arrests	Prod.	Dist.	Events	ations	Exp.	
		104		860	600		260				1,075									400	2	4	4	
Armstrong County Sheriff's Department	PT	402	PT	Planned:	\$17,700.00		\$5,050.00	<b>\$22,750.00</b>																
2010-Armstron-S-SYG-0141				Actual:	\$13,832.15		\$4,510.08	<b>\$18,342.23</b>																
Step Elements: <b>DWI Speed</b>																								
Performance Data:	Crashes related to...		Enforce.	Safety Belt/Seat Citations			CMV Citations		Other Citations/Arrests			PI&E Materials		Comm.	Present	Media								
	Alcohol	Speed	ITC	Hours	Adult	Teen	Child	HMV	Seatbelt	Speed	Speed	DWI	DUI	Minor	ITC	HMV	Other Citations	Other Arrests	Prod.	Dist.	Events	ations	Exp.	
	4	12		840							1,885	12								300	2	4	4	
City of Tyler	PT	402	PT	Planned:	\$99,801.80		\$14,200.00	<b>\$114,001.80</b>																
2010-Tyler PD-S-SYG-0032				Actual:	\$94,802.63		\$10,814.72	<b>\$105,617.35</b>																
Step Elements: <b>DWI Speed OP ITC</b>																								
Performance Data:	Crashes related to...		Enforce.	Safety Belt/Seat Citations			CMV Citations		Other Citations/Arrests			PI&E Materials		Comm.	Present	Media								
	Alcohol	Speed	ITC	Hours	Adult	Teen	Child	HMV	Seatbelt	Speed	Speed	DWI	DUI	Minor	ITC	HMV	Other Citations	Other Arrests	Prod.	Dist.	Events	ations	Exp.	
	110	1,550	950	1,600	275		70				1,200	60		900						500	2	4	4	
City of Austin - Police Department	PT	402	PT	Planned:	\$742,499.99		\$82,500.00	<b>\$824,999.99</b>																
2010-AustinPD-S-MYG-Yr2-0023				Actual:	\$727,845.10		\$82,500.00	<b>\$810,345.10</b>																
Step Elements: <b>DWI Speed OP ITC</b>																								
Performance Data:	Crashes related to...		Enforce.	Safety Belt/Seat Citations			CMV Citations		Other Citations/Arrests			PI&E Materials		Comm.	Present	Media								
	Alcohol	Speed	ITC	Hours	Adult	Teen	Child	HMV	Seatbelt	Speed	Speed	DWI	DUI	Minor	ITC	HMV	Other Citations	Other Arrests	Prod.	Dist.	Events	ations	Exp.	
	1,050	10,500	2,200	12,426	500		40				29,000	120		1,200						7,000	100,000	6	10	12

**Project Cross-Reference by Task**

**Enforcement Projects**

Organization / Project Number	PA	Fund	Source	Federal Funds	State Funding	Prog. Income	Local Match	Project Total																
<b>2010-STEP Comprehensive</b>																								
City of Longview Police Department	PT	402	PT	Planned: \$74,914.98			\$15,612.50	<b>\$90,527.48</b>																
2010-LongviPD-S-SYG-0039				Actual: \$74,071.70			\$15,633.72	<b>\$89,705.42</b>																
<i>Step Elements: DWI Speed OP</i>																								
<i>Performance Data:</i>	Crashes related to...		Enforce.	Safety Belt/Seat Citations		CMV Citations		Other Citations/Arrests		Other	Other	PI&E Materials	Comm.	Present	Media									
	Alcohol	Speed	ITC	Hours	Adult	Teen	Child	HMV	Seatbelt	Speed	Speed	DWI	DUI	Minor	ITC	HMV	Citations	Arrests	Prod.	Dist.	Events	ations	Exp.	
		975		1,584			75													2,000		2	4	4
City of Jacinto City	PT	402	PT	Planned: \$38,860.00			\$40,594.36	<b>\$79,454.36</b>																
2010-JacintPD-S-SYG-0085				Actual: \$34,161.22			\$35,759.16	<b>\$69,920.38</b>																
<i>Step Elements: Speed OP ITC</i>																								
<i>Performance Data:</i>	Crashes related to...		Enforce.	Safety Belt/Seat Citations		CMV Citations		Other Citations/Arrests		Other	Other	PI&E Materials	Comm.	Present	Media									
	Alcohol	Speed	ITC	Hours	Adult	Teen	Child	HMV	Seatbelt	Speed	Speed	DWI	DUI	Minor	ITC	HMV	Citations	Arrests	Prod.	Dist.	Events	ations	Exp.	
		96	76	1,425	800		350				750				950					2,500	2,500	4	8	5
City of La Porte Police Department	PT	402	PT	Planned: \$58,767.74			\$20,278.01	<b>\$79,045.75</b>																
2010-LaPorte-S-SYG-0042				Actual: \$56,460.00			\$23,061.91	<b>\$79,521.91</b>																
<i>Step Elements: Speed ITC</i>																								
<i>Performance Data:</i>	Crashes related to...		Enforce.	Safety Belt/Seat Citations		CMV Citations		Other Citations/Arrests		Other	Other	PI&E Materials	Comm.	Present	Media									
	Alcohol	Speed	ITC	Hours	Adult	Teen	Child	HMV	Seatbelt	Speed	Speed	DWI	DUI	Minor	ITC	HMV	Citations	Arrests	Prod.	Dist.	Events	ations	Exp.	
		35	177	1,426							3,031			305						1,000		2	5	5
Tom Green County	PT	402	PT	Planned: \$27,500.33			\$39,447.45	<b>\$66,947.78</b>																
2010-Tomgreen-S-SYG-0046				Actual: \$22,136.28			\$33,742.03	<b>\$55,878.31</b>																
<i>Step Elements: DWI Speed</i>																								
<i>Performance Data:</i>	Crashes related to...		Enforce.	Safety Belt/Seat Citations		CMV Citations		Other Citations/Arrests		Other	Other	PI&E Materials	Comm.	Present	Media									
	Alcohol	Speed	ITC	Hours	Adult	Teen	Child	HMV	Seatbelt	Speed	Speed	DWI	DUI	Minor	ITC	HMV	Citations	Arrests	Prod.	Dist.	Events	ations	Exp.	
		57	480	1,801							1,900	145								5,000		5	5	12
City of Decatur Police Department	PT	402	PT	Planned: \$39,800.68			\$6,830.13	<b>\$46,630.81</b>																
2010-DecaturP-S-SYG-0048				Actual: \$39,795.90			\$8,718.20	<b>\$48,514.10</b>																
<i>Step Elements: Speed ITC</i>																								
<i>Performance Data:</i>	Crashes related to...		Enforce.	Safety Belt/Seat Citations		CMV Citations		Other Citations/Arrests		Other	Other	PI&E Materials	Comm.	Present	Media									
	Alcohol	Speed	ITC	Hours	Adult	Teen	Child	HMV	Seatbelt	Speed	Speed	DWI	DUI	Minor	ITC	HMV	Citations	Arrests	Prod.	Dist.	Events	ations	Exp.	
		100	65	1,025							1,800									1,000		2	4	4
City of Laredo	PT	402	PT	Planned: \$99,806.40			\$26,136.31	<b>\$125,942.71</b>																
2010-LaredoPD-S-SYG-0135				Actual: \$99,806.40			\$28,918.44	<b>\$128,724.84</b>																
<i>Step Elements: DWI Speed OP</i>																								
<i>Performance Data:</i>	Crashes related to...		Enforce.	Safety Belt/Seat Citations		CMV Citations		Other Citations/Arrests		Other	Other	PI&E Materials	Comm.	Present	Media									
	Alcohol	Speed	ITC	Hours	Adult	Teen	Child	HMV	Seatbelt	Speed	Speed	DWI	DUI	Minor	ITC	HMV	Citations	Arrests	Prod.	Dist.	Events	ations	Exp.	
		120	1,517	2,250	475		280				1,600	185								2,000		2	4	4

**Project Cross-Reference by Task**

**Enforcement Projects**

Organization / Project Number	PA	Fund	Source	Federal Funds	State Funding	Prog. Income	Local Match	Project Total																
<b>2010-STEP Comprehensive</b>																								
City of Junction	PT	402	PT	Planned: \$20,000.00			\$8,704.00	<b>\$28,704.00</b>																
2010-JunctiPD-S-SYG-0090	Step Elements: <b>DWI Speed OP ITC</b>			Actual: \$8,700.00			\$4,242.43	<b>\$12,942.43</b>																
Performance Data:	Crashes related to...		Enforce.	Safety Belt/Seat Citations		CMV Citations		Other Citations/Arrests		Other	Other	PI&E Materials	Comm.	Present	Media									
	Alcohol	Speed	ITC	Hours	Adult	Teen	Child	HMV	Seatbelt	Speed	Speed	DWI	DUI	Minor	ITC	HMV	Citations	Arrests	Prod.	Dist.	Events	ations	Exp.	
	1	10	5	740	75		75				1,150	25		200						1,000		8	8	24
City of Wylie	PT	402	PT	Planned: \$63,341.50			\$16,579.56	<b>\$79,921.06</b>																
2010-Wylie-S-MYG-Yr1-0089	Step Elements: <b>DWI Speed OP ITC</b>			Actual: \$31,623.68			\$8,299.42	<b>\$39,923.10</b>																
Performance Data:	Crashes related to...		Enforce.	Safety Belt/Seat Citations		CMV Citations		Other Citations/Arrests		Other	Other	PI&E Materials	Comm.	Present	Media									
	Alcohol	Speed	ITC	Hours	Adult	Teen	Child	HMV	Seatbelt	Speed	Speed	DWI	DUI	Minor	ITC	HMV	Citations	Arrests	Prod.	Dist.	Events	ations	Exp.	
	35	79	125	1,265	130		10				1,800	80		180						1,500		2	6	5
Harris County Sheriff's Office	PT	402	PT	Planned: \$195,725.33			\$195,725.34	<b>\$391,450.67</b>																
2010-HarrisCo-S-SYG-0037	Step Elements: <b>DWI Speed OP</b>			Actual: \$195,725.33			\$220,553.10	<b>\$416,278.43</b>																
Performance Data:	Crashes related to...		Enforce.	Safety Belt/Seat Citations		CMV Citations		Other Citations/Arrests		Other	Other	PI&E Materials	Comm.	Present	Media									
	Alcohol	Speed	ITC	Hours	Adult	Teen	Child	HMV	Seatbelt	Speed	Speed	DWI	DUI	Minor	ITC	HMV	Citations	Arrests	Prod.	Dist.	Events	ations	Exp.	
	690	7,856		5,458	2,300		400				7,200	440								2,500		3	5	6
<b>2010-STEP Comprehensive Subtotals</b>				# of Projects: 57		57		Planned: \$9,528,807.90			\$5,809,995.00	<b>\$15,338,802.90</b>												
								Actual: \$8,873,497.17			\$5,844,836.57	<b>\$14,718,333.74</b>												
Performance Data Summary:	Crashes related to...		Enforce.	Safety Belt/Seat Citations		CMV Citations		Other Citations/Arrests		Other	Other	PI&E Materials	Comm.	Present	Media									
	Alcohol	Speed	ITC	Hours	Adult	Teen	Child	HMV	Seatbelt	Speed	Speed	DWI	DUI	Minor	ITC	HMV	Citations	Arrests	Prod.	Dist.	Events	ations	Exp.	
	10,531	79,809	42,377	202,744	51,248		9,778				292,536	7,423		48,218						37,200	258,416	188	370	348

**Project Cross-Reference by Task**

<b>Enforcement Projects</b>																								
Organization / Project Number		PA	Fund	Source	Federal Funds	State Funding	Prog. Income	Local Match	Project Total															
<b>2010-STEP DWI</b>																								
City of Wolfforth Police Department		K8	410	K8	Planned:	\$10,125.00		\$10,302.00	<b>\$20,427.00</b>															
2010-Wolffort-S-SYG-0119		<b>DWI</b>			Actual:	\$9,836.29		\$10,819.75	<b>\$20,656.04</b>															
<i>Performance Data:</i>		Crashes related to...			Enforce.	Safety Belt/Seat Citations			CMV Citations			Other Citations/Arrests			PI&E Materials	Comm.	Present	Media						
		Alcohol	Speed	ITC	Hours	Adult	Teen	Child	HMV	Seatbelt	Speed	Speed	DWI	DUI	Minor	ITC	HMV	Other Citations	Other Arrests	Prod.	Dist.	Events	ations	Exp.
		2			375							52									100	2	4	4
City of San Antonio - Police Department		K8	410	K8	Planned:	\$400,000.00		\$159,030.00	<b>\$559,030.00</b>															
2010-SanAntPD-S-SYG-0006		<b>DWI</b>			Actual:	\$393,052.12		\$197,240.56	<b>\$590,292.68</b>															
<i>Performance Data:</i>		Crashes related to...			Enforce.	Safety Belt/Seat Citations			CMV Citations			Other Citations/Arrests			PI&E Materials	Comm.	Present	Media						
		Alcohol	Speed	ITC	Hours	Adult	Teen	Child	HMV	Seatbelt	Speed	Speed	DWI	DUI	Minor	ITC	HMV	Other Citations	Other Arrests	Prod.	Dist.	Events	ations	Exp.
		2,750	8,525		8,861							28,000	1,250								2,500	2	4	4
<b>2010-STEP DWI Subtotals</b>		# of Projects: 2							Planned:			\$410,125.00		\$169,332.00	<b>\$579,457.00</b>									
		2							Actual:			\$402,888.41		\$208,060.31	<b>\$610,948.72</b>									
<i>Performance Data Summary:</i>		Crashes related to...			Enforce.	Safety Belt/Seat Citations			CMV Citations			Other Citations/Arrests			PI&E Materials	Comm.	Present	Media						
		Alcohol	Speed	ITC	Hours	Adult	Teen	Child	HMV	Seatbelt	Speed	Speed	DWI	DUI	Minor	ITC	HMV	Other Citations	Other Arrests	Prod.	Dist.	Events	ations	Exp.
		5,527	8,525		31,793							28,000	3,052								2,600	4	8	8

**Project Cross-Reference by Task**

**Enforcement Projects**

Organization / Project Number	PA	Fund	Source	Federal Funds	State Funding	Prog. Income	Local Match	Project Total															
<b>2010-STEP Speed</b>																							
Harrison County	SC	402	SC	Planned:	\$59,861.87		\$55,712.59	\$115,574.46															
2010-Harrison-S-SYG-0031				Actual:	\$56,108.20		\$61,312.46	\$117,420.66															
<i>Performance Data:</i>	Crashes related to...		Enforce.	Safety Belt/Seat Citations			CMV Citations		Other Citations/Arrests			PI&E Materials		Comm.	Present	Media							
	Alcohol	Speed	ITC	Hours	Adult	Teen	Child	HMV	Seatbelt	Speed	Speed	DWI	DUI	Minor	ITC	HMV	Other Citations	Other Arrests	Prod.	Dist.	Events	ations	Exp.
		1,360		1,680							5,040								2,000	1,500	3	12	18
City of Humble - Police Department	SC	402	SC	Planned:	\$42,794.90		\$5,343.09	\$48,137.99															
2010-HumblePD-S-SYG-0033				Actual:	\$17,944.23		\$2,240.53	\$20,184.76															
<i>Performance Data:</i>	Crashes related to...		Enforce.	Safety Belt/Seat Citations			CMV Citations		Other Citations/Arrests			PI&E Materials		Comm.	Present	Media							
	Alcohol	Speed	ITC	Hours	Adult	Teen	Child	HMV	Seatbelt	Speed	Speed	DWI	DUI	Minor	ITC	HMV	Other Citations	Other Arrests	Prod.	Dist.	Events	ations	Exp.
		355		1,000							2,600									500	2	4	4
City of Timpson	SC	402	SC	Planned:	\$15,098.20		\$4,750.11	\$19,848.31															
2010-Timpson-S-SYG-0142				Actual:	\$7,670.58		\$2,509.70	\$10,180.28															
<i>Performance Data:</i>	Crashes related to...		Enforce.	Safety Belt/Seat Citations			CMV Citations		Other Citations/Arrests			PI&E Materials		Comm.	Present	Media							
	Alcohol	Speed	ITC	Hours	Adult	Teen	Child	HMV	Seatbelt	Speed	Speed	DWI	DUI	Minor	ITC	HMV	Other Citations	Other Arrests	Prod.	Dist.	Events	ations	Exp.
		10		264							800									1,500	3	5	5
City of Van Alstyne	SC	402	SC	Planned:	\$20,000.00		\$22,011.54	\$42,011.54															
2010-Van Alst-S-SYG-0055				Actual:	\$20,000.00		\$22,398.13	\$42,398.13															
<i>Performance Data:</i>	Crashes related to...		Enforce.	Safety Belt/Seat Citations			CMV Citations		Other Citations/Arrests			PI&E Materials		Comm.	Present	Media							
	Alcohol	Speed	ITC	Hours	Adult	Teen	Child	HMV	Seatbelt	Speed	Speed	DWI	DUI	Minor	ITC	HMV	Other Citations	Other Arrests	Prod.	Dist.	Events	ations	Exp.
		10		832							2,600									1,000	2	4	4
City of Lewisville	SC	402	SC	Planned:	\$77,807.08		\$11,118.54	\$88,925.62															
2010-LewisvPD-S-MYG-Yr2-0265				Actual:	\$77,807.08		\$11,119.00	\$88,926.08															
<i>Performance Data:</i>	Crashes related to...		Enforce.	Safety Belt/Seat Citations			CMV Citations		Other Citations/Arrests			PI&E Materials		Comm.	Present	Media							
	Alcohol	Speed	ITC	Hours	Adult	Teen	Child	HMV	Seatbelt	Speed	Speed	DWI	DUI	Minor	ITC	HMV	Other Citations	Other Arrests	Prod.	Dist.	Events	ations	Exp.
		678		1,260							4,200									2,500	2	5	5
City of Robstown	SC	402	SC	Planned:	\$26,844.96		\$9,901.89	\$36,746.85															
2010-Robstown-S-SYG-0066				Actual:	\$25,193.83		\$11,928.84	\$37,122.67															
<i>Performance Data:</i>	Crashes related to...		Enforce.	Safety Belt/Seat Citations			CMV Citations		Other Citations/Arrests			PI&E Materials		Comm.	Present	Media							
	Alcohol	Speed	ITC	Hours	Adult	Teen	Child	HMV	Seatbelt	Speed	Speed	DWI	DUI	Minor	ITC	HMV	Other Citations	Other Arrests	Prod.	Dist.	Events	ations	Exp.
		40		600							1,600									4,000	4	5	4

**Project Cross-Reference by Task**

<b>Enforcement Projects</b>																							
Organization / Project Number		PA	Fund	Source	Federal Funds	State Funding	Prog. Income	Local Match	Project Total														
														<b>Group Project</b>									
City of Stafford - Police Department		SC	402	SC	Planned:	\$39,733.59		\$16,768.69	<b>\$56,502.28</b>														
2010-StaffdPD-S-SYG-0078		<i>Speed</i>			Actual:	\$13,666.50		\$5,857.07	<b>\$19,523.57</b>														
<i>Performance Data:</i>		Crashes related to...		Enforce.	Safety Belt/Seat Citations			CMV Citations			Other Citations/Arrests			PI&E Materials		Comm.	Present	Media					
Alcohol	Speed	ITC	Hours	Adult	Teen	Child	HMV	Seatbelt	Speed	Speed	DWI	DUI	Minor	ITC	HMV	Citations	Arrests	Prod.	Dist.	Events	ations	Exp.	
	208		1,188							3,038									1,000	2	5	4	
City of Mesquite		SC	402	SC	Planned:	\$64,129.50		\$17,816.21	<b>\$81,945.71</b>														
2010-Mesquite-S-MYG-Yr2-0105		<i>Speed</i>			Actual:	\$48,341.59		\$13,527.00	<b>\$61,868.59</b>														
<i>Performance Data:</i>		Crashes related to...		Enforce.	Safety Belt/Seat Citations			CMV Citations			Other Citations/Arrests			PI&E Materials		Comm.	Present	Media					
Alcohol	Speed	ITC	Hours	Adult	Teen	Child	HMV	Seatbelt	Speed	Speed	DWI	DUI	Minor	ITC	HMV	Citations	Arrests	Prod.	Dist.	Events	ations	Exp.	
	525		1,450							4,350									2,000	4	5	4	
City of Farmers Branch - Police Department		SC	402	SC	Planned:	\$69,993.00		\$14,864.21	<b>\$84,857.21</b>														
2010-Farmers -S-MYG-Yr2-0131		<i>Speed</i>			Actual:	\$69,762.23		\$14,859.35	<b>\$84,621.58</b>														
<i>Performance Data:</i>		Crashes related to...		Enforce.	Safety Belt/Seat Citations			CMV Citations			Other Citations/Arrests			PI&E Materials		Comm.	Present	Media					
Alcohol	Speed	ITC	Hours	Adult	Teen	Child	HMV	Seatbelt	Speed	Speed	DWI	DUI	Minor	ITC	HMV	Citations	Arrests	Prod.	Dist.	Events	ations	Exp.	
	135		1,480							4,700									1,500	2	5	5	
City of Waskom		SC	402	SC	Planned:	\$19,952.00		\$13,961.57	<b>\$33,913.57</b>														
2010-Waskom-S-SYG-0059		<i>Speed</i>			Actual:	\$19,952.00		\$13,980.96	<b>\$33,932.96</b>														
<i>Performance Data:</i>		Crashes related to...		Enforce.	Safety Belt/Seat Citations			CMV Citations			Other Citations/Arrests			PI&E Materials		Comm.	Present	Media					
Alcohol	Speed	ITC	Hours	Adult	Teen	Child	HMV	Seatbelt	Speed	Speed	DWI	DUI	Minor	ITC	HMV	Citations	Arrests	Prod.	Dist.	Events	ations	Exp.	
	8		900							3,150									1,200	2,400	4	8	8
Montgomery County Sherrifs Office		SC	402	SC	Planned:	\$118,365.22		\$30,183.44	<b>\$148,548.66</b>														
2010-MontgoSO-S-SYG-0009		<i>Speed</i>			Actual:	\$109,977.42		\$30,268.43	<b>\$140,245.85</b>														
<i>Performance Data:</i>		Crashes related to...		Enforce.	Safety Belt/Seat Citations			CMV Citations			Other Citations/Arrests			PI&E Materials		Comm.	Present	Media					
Alcohol	Speed	ITC	Hours	Adult	Teen	Child	HMV	Seatbelt	Speed	Speed	DWI	DUI	Minor	ITC	HMV	Citations	Arrests	Prod.	Dist.	Events	ations	Exp.	
	500		3,744							11,232									8,000	2	6	15	
City of Killeen - Police Department Headquarters		SC	402	SC	Planned:	\$52,307.52		\$10,936.23	<b>\$63,243.75</b>														
2010-KilleenP-S-SYG-0038		<i>Speed</i>			Actual:	\$47,926.95		\$9,962.41	<b>\$57,889.36</b>														
<i>Performance Data:</i>		Crashes related to...		Enforce.	Safety Belt/Seat Citations			CMV Citations			Other Citations/Arrests			PI&E Materials		Comm.	Present	Media					
Alcohol	Speed	ITC	Hours	Adult	Teen	Child	HMV	Seatbelt	Speed	Speed	DWI	DUI	Minor	ITC	HMV	Citations	Arrests	Prod.	Dist.	Events	ations	Exp.	
	1,258		1,146							3,489									100	2	4	4	



**Project Cross-Reference by Task**

<b>Enforcement Projects</b>																									
Organization / Project Number		PA	Fund	Source	Federal Funds	State Funding	Prog. Income	Local Match	Project Total																
<b>2010-STEP Speed</b>														<b>Group Project</b>											
Hartley County		SC	402	SC	Planned:	\$18,836.00		\$7,560.00	<b>\$26,396.00</b>																
2010-HartleyC-S-SYG-0065		<b>Speed</b>			Actual:	\$5,779.59		\$1,731.84	<b>\$7,511.43</b>																
<i>Performance Data:</i>		Crashes related to...		Enforce.	Safety Belt/Seat Citations			CMV Citations			Other Citations/Arrests			PI&E Materials		Comm.	Present	Media							
		Alcohol	Speed	ITC	Hours	Adult	Teen	Child	HMV	Seatbelt	Speed	Speed	DWI	DUI	Minor	ITC	HMV	Other Citations	Other Arrests	Prod.	Dist.	Events	ations	Exp.	
			50		480							1,200									300	2	4	4	
City of Ferris Police Department		SC	402	SC	Planned:	\$12,880.43		\$2,216.60	<b>\$15,097.03</b>																
2010-FerrisPD-S-SYG-0016		<b>Speed</b>			Actual:	\$9,995.62		\$7,064.17	<b>\$17,059.79</b>																
<i>Performance Data:</i>		Crashes related to...		Enforce.	Safety Belt/Seat Citations			CMV Citations			Other Citations/Arrests			PI&E Materials		Comm.	Present	Media							
		Alcohol	Speed	ITC	Hours	Adult	Teen	Child	HMV	Seatbelt	Speed	Speed	DWI	DUI	Minor	ITC	HMV	Other Citations	Other Arrests	Prod.	Dist.	Events	ations	Exp.	
			30		350							880									1,000	3	5	5	
County of Denton		SC	402	SC	Planned:	\$38,104.73		\$8,099.59	<b>\$46,204.32</b>																
2010-DentonCo-S-MYG-Yr2-0244		<b>Speed</b>			Actual:	\$27,441.02		\$9,477.89	<b>\$36,918.91</b>																
<i>Performance Data:</i>		Crashes related to...		Enforce.	Safety Belt/Seat Citations			CMV Citations			Other Citations/Arrests			PI&E Materials		Comm.	Present	Media							
		Alcohol	Speed	ITC	Hours	Adult	Teen	Child	HMV	Seatbelt	Speed	Speed	DWI	DUI	Minor	ITC	HMV	Other Citations	Other Arrests	Prod.	Dist.	Events	ations	Exp.	
			99		840							2,580									2,000	2	5	5	
City of Texas City Police Department		SC	402	SC	Planned:	\$62,776.00		\$7,021.00	<b>\$69,797.00</b>																
2010-TexasCit-S-MYG-Yr2-0182		<b>Speed</b>			Actual:	\$62,775.89		\$7,014.55	<b>\$69,790.44</b>																
<i>Performance Data:</i>		Crashes related to...		Enforce.	Safety Belt/Seat Citations			CMV Citations			Other Citations/Arrests			PI&E Materials		Comm.	Present	Media							
		Alcohol	Speed	ITC	Hours	Adult	Teen	Child	HMV	Seatbelt	Speed	Speed	DWI	DUI	Minor	ITC	HMV	Other Citations	Other Arrests	Prod.	Dist.	Events	ations	Exp.	
			390		1,690							4,225									500	2	4	4	
<b>2010-STEP Speed Subtotals</b>		# of Projects: 16			Planned:	\$739,485.00		\$238,265.30	<b>\$977,750.30</b>																
		16			Actual:	\$620,342.73		\$225,252.33	<b>\$845,595.06</b>																
<i>Performance Data Summary:</i>		Crashes related to...		Enforce.	Safety Belt/Seat Citations			CMV Citations			Other Citations/Arrests			PI&E Materials		Comm.	Present	Media							
		Alcohol	Speed	ITC	Hours	Adult	Teen	Child	HMV	Seatbelt	Speed	Speed	DWI	DUI	Minor	ITC	HMV	Other Citations	Other Arrests	Prod.	Dist.	Events	ations	Exp.	
			5,656		18,904							55,684									3,200	29,800	41	86	98

**Project Cross-Reference by Task**

**Enforcement Projects**

Organization / Project Number	PA	Fund	Source	Federal Funds	State Funding	Prog. Income	Local Match	Project Total															
<b>2010-STEP Wave Comprehensive</b>																							
City of Weatherford Police Department	PT	402	PT	Planned:	\$19,995.00		\$2,709.00	\$22,704.00															
2010-Weatherf-S-SYG-0122	Step Elements: <b>DWI Wave Speed Wave OP Wave</b>			Actual:	\$19,643.64		\$2,447.40	\$22,091.04															
<b>Performance Data:</b>	Crashes related to...			Enforce. Hours	Safety Belt/Seat Citations			CMV Citations	Other Citations/Arrests			PI&E Materials		Comm. Events	Present ations	Media Exp.							
	Alcohol	Speed	ITC	Hours	Adult	Teen	Child	HMV	Seatbelt	Speed	Speed	DWI	DUI	Minor	ITC	HMV	Other Citations	Other Arrests	Prod.	Dist.	Events	ations	Exp.
				499	32		16				610	36								2,500	1	6	12
City of Early Police Department	PT	402	PT	Planned:	\$6,062.00		\$1,127.19	\$7,189.19															
2010-EarlyPD-S-SYG-0109	Step Elements: <b>Speed Wave OP Wave</b>			Actual:	\$5,297.12		\$1,631.26	\$6,928.38															
<b>Performance Data:</b>	Crashes related to...			Enforce. Hours	Safety Belt/Seat Citations			CMV Citations	Other Citations/Arrests			PI&E Materials		Comm. Events	Present ations	Media Exp.							
	Alcohol	Speed	ITC	Hours	Adult	Teen	Child	HMV	Seatbelt	Speed	Speed	DWI	DUI	Minor	ITC	HMV	Other Citations	Other Arrests	Prod.	Dist.	Events	ations	Exp.
				230	81		43				450									200	1	4	8
City of Coleman Police Department	PT	402	PT	Planned:	\$13,437.50		\$2,564.88	\$16,002.38															
2010-ColemnPD-S-SYG-0020	Step Elements: <b>DWI Wave Speed Wave OP Wave</b>			Actual:																			
<b>Performance Data:</b>	Crashes related to...			Enforce. Hours	Safety Belt/Seat Citations			CMV Citations	Other Citations/Arrests			PI&E Materials		Comm. Events	Present ations	Media Exp.							
	Alcohol	Speed	ITC	Hours	Adult	Teen	Child	HMV	Seatbelt	Speed	Speed	DWI	DUI	Minor	ITC	HMV	Other Citations	Other Arrests	Prod.	Dist.	Events	ations	Exp.
				325	270		52				355	22								2,000	6	6	12
Town of Pantego Police Department	PT	402	PT	Planned:	\$12,206.49		\$4,604.67	\$16,811.16															
2010-PantegoP-S-SYG-0063	Step Elements: <b>DWI Wave Speed Wave OP Wave</b>			Actual:	\$10,771.48		\$3,727.31	\$14,498.79															
<b>Performance Data:</b>	Crashes related to...			Enforce. Hours	Safety Belt/Seat Citations			CMV Citations	Other Citations/Arrests			PI&E Materials		Comm. Events	Present ations	Media Exp.							
	Alcohol	Speed	ITC	Hours	Adult	Teen	Child	HMV	Seatbelt	Speed	Speed	DWI	DUI	Minor	ITC	HMV	Other Citations	Other Arrests	Prod.	Dist.	Events	ations	Exp.
				325	270		52				355	22								2,000	6	6	12
City of Nacogdoches	PT	402	PT	Planned:	\$11,942.51		\$1,326.69	\$13,269.20															
2010-Nacogdoc-S-SYG-0068	Step Elements: <b>DWI Wave Speed Wave OP Wave</b>			Actual:	\$11,942.51		\$1,326.69	\$13,269.20															
<b>Performance Data:</b>	Crashes related to...			Enforce. Hours	Safety Belt/Seat Citations			CMV Citations	Other Citations/Arrests			PI&E Materials		Comm. Events	Present ations	Media Exp.							
	Alcohol	Speed	ITC	Hours	Adult	Teen	Child	HMV	Seatbelt	Speed	Speed	DWI	DUI	Minor	ITC	HMV	Other Citations	Other Arrests	Prod.	Dist.	Events	ations	Exp.
				300	200		20				525	6								500	2	4	8
City of Willis	PT	402	PT	Planned:	\$15,204.00		\$5,674.32	\$20,878.32															
2010-Willis P-S-MYG-Yr2-0128	Step Elements: <b>Speed Wave OP Wave</b>			Actual:	\$15,204.00		\$7,700.56	\$22,904.56															
<b>Performance Data:</b>	Crashes related to...			Enforce. Hours	Safety Belt/Seat Citations			CMV Citations	Other Citations/Arrests			PI&E Materials		Comm. Events	Present ations	Media Exp.							
	Alcohol	Speed	ITC	Hours	Adult	Teen	Child	HMV	Seatbelt	Speed	Speed	DWI	DUI	Minor	ITC	HMV	Other Citations	Other Arrests	Prod.	Dist.	Events	ations	Exp.
				544	650		30				680									600	1	6	12
City of Dalworthington Gardens	PT	402	PT	Planned:	\$19,607.45		\$5,259.73	\$24,867.18															
2010-Dalworth-S-SYG-0044	Step Elements: <b>DWI Wave Speed Wave OP Wave</b>			Actual:	\$17,725.07		\$5,440.11	\$23,165.18															
<b>Performance Data:</b>	Crashes related to...			Enforce. Hours	Safety Belt/Seat Citations			CMV Citations	Other Citations/Arrests			PI&E Materials		Comm. Events	Present ations	Media Exp.							
	Alcohol	Speed	ITC	Hours	Adult	Teen	Child	HMV	Seatbelt	Speed	Speed	DWI	DUI	Minor	ITC	HMV	Other Citations	Other Arrests	Prod.	Dist.	Events	ations	Exp.
				435	226		15				690	14								2,200	4	8	8

**Project Cross-Reference by Task**

**Enforcement Projects**

Organization / Project Number	PA	Fund	Source	Federal Funds	State Funding	Prog. Income	Local Match	Project Total			
<b>2010-STEP Wave Comprehensive</b>											
City of Beaumont Police Department	PT	402	PT	Planned:	\$20,755.70		\$8,749.47	\$29,505.17			
2010-Beaumont-S-SYG-0092	Step Elements: <b>Speed Wave OP Wave</b>			Actual:	\$20,733.23		\$9,864.35	\$30,597.58			
<i>Performance Data:</i>	Crashes related to...	Enforce. Hours	Safety Belt/Seat Citations	CMV Citations	Other Citations/Arrests			PI&E Materials	Comm. Events	Present ations	Media Exp.
	Alcohol Speed ITC		Adult Teen Child	HMV Seatbelt Speed	Speed	DWI DUI Minor ITC	HMV Citations Arrests	Prod. Dist.			
		461	380 110		650			1,000 5,000	2	4	8
City of Benbrook Police Department	PT	402	PT	Planned:	\$15,916.95		\$6,842.78	\$22,759.73			
2010-Benbrook-S-SYG-0005	Step Elements: <b>Speed Wave OP Wave</b>			Actual:	\$14,896.15		\$6,590.02	\$21,486.17			
<i>Performance Data:</i>	Crashes related to...	Enforce. Hours	Safety Belt/Seat Citations	CMV Citations	Other Citations/Arrests			PI&E Materials	Comm. Events	Present ations	Media Exp.
	Alcohol Speed ITC		Adult Teen Child	HMV Seatbelt Speed	Speed	DWI DUI Minor ITC	HMV Citations Arrests	Prod. Dist.			
		320	215 8		672			1,000	1	4	8
City of DeSoto	PT	402	PT	Planned:	\$17,064.44		\$6,845.44	\$23,909.88			
2010-DeSotoPD-S-MYG-Yr2-0174	Step Elements: <b>Speed Wave OP Wave</b>			Actual:	\$15,846.89		\$6,633.53	\$22,480.42			
<i>Performance Data:</i>	Crashes related to...	Enforce. Hours	Safety Belt/Seat Citations	CMV Citations	Other Citations/Arrests			PI&E Materials	Comm. Events	Present ations	Media Exp.
	Alcohol Speed ITC		Adult Teen Child	HMV Seatbelt Speed	Speed	DWI DUI Minor ITC	HMV Citations Arrests	Prod. Dist.			
		294	140 12		700			1,000	4	4	8
City of Selma	PT	402	PT	Planned:	\$20,000.00		\$15,596.90	\$35,596.90			
2010-SelmaPD-S-SYG-0027	Step Elements: <b>Speed Wave OP Wave</b>			Actual:	\$13,202.77		\$15,596.90	\$28,799.67			
<i>Performance Data:</i>	Crashes related to...	Enforce. Hours	Safety Belt/Seat Citations	CMV Citations	Other Citations/Arrests			PI&E Materials	Comm. Events	Present ations	Media Exp.
	Alcohol Speed ITC		Adult Teen Child	HMV Seatbelt Speed	Speed	DWI DUI Minor ITC	HMV Citations Arrests	Prod. Dist.			
		556	500 70		950			1,000	2	4	8
<b>2010-STEP Wave Comprehensive Subtotals</b>				# of Projects:	11	Planned:	\$172,192.04	\$61,301.07	\$233,493.11		
			10	Actual:	\$145,262.86		\$60,958.13	\$206,220.99			
<i>Performance Data Summary:</i>	Crashes related to...	Enforce. Hours	Safety Belt/Seat Citations	CMV Citations	Other Citations/Arrests			PI&E Materials	Comm. Events	Present ations	Media Exp.
	Alcohol Speed ITC		Adult Teen Child	HMV Seatbelt Speed	Speed	DWI DUI Minor ITC	HMV Citations Arrests	Prod. Dist.			
		3,964	2,694 376		6,282 78			1,000 16,000	24	50	92

**Project Cross-Reference by Task**

**Enforcement Projects**

Organization / Project Number	PA	Fund	Source	Federal Funds	State Funding	Prog. Income	Local Match	Project Total			
<b>2010-STEP Wave Speed</b>											
City of Schertz - Police Department	SC	402	SC	Planned:	\$35,193.50		\$19,811.02	\$55,004.52			
2010-SchertzP-S-SYG-0083			<i>Speed Wave</i>	Actual:	\$27,017.66		\$19,811.02	\$46,828.68			
<i>Performance Data:</i>	Crashes related to...	Enforce. Hours	Safety Belt/Seat Citations	CMV Citations	Other Citations/Arrests			PI&E Materials	Comm. Events	Present ations	Media Exp.
	Alcohol Speed ITC		Adult Teen Child	HMV Seatbelt Speed	Speed	DWI DUI Minor ITC	HMV Citations Arrests	Prod. Dist.			
		1,030			4,000			1,000	1	5	10
City of Bulverde	SC	402	SC	Planned:	\$14,290.75		\$3,822.30	\$18,113.05			
2010-bulverde-S-SYG-0134			<i>Speed Wave</i>	Actual:	\$13,929.08		\$5,609.36	\$19,538.44			
<i>Performance Data:</i>	Crashes related to...	Enforce. Hours	Safety Belt/Seat Citations	CMV Citations	Other Citations/Arrests			PI&E Materials	Comm. Events	Present ations	Media Exp.
	Alcohol Speed ITC		Adult Teen Child	HMV Seatbelt Speed	Speed	DWI DUI Minor ITC	HMV Citations Arrests	Prod. Dist.			
		408			1,050			500	3	6	12
City of Forest Hill	SC	402	SC	Planned:	\$15,862.05		\$17,208.04	\$33,070.09			
2010-ForestPD-S-SYG-0108			<i>Speed Wave</i>	Actual:	\$2,727.38		\$7,750.20	\$10,477.58			
<i>Performance Data:</i>	Crashes related to...	Enforce. Hours	Safety Belt/Seat Citations	CMV Citations	Other Citations/Arrests			PI&E Materials	Comm. Events	Present ations	Media Exp.
	Alcohol Speed ITC		Adult Teen Child	HMV Seatbelt Speed	Speed	DWI DUI Minor ITC	HMV Citations Arrests	Prod. Dist.			
		620			2,480			2,000	1	6	24
<b>2010-STEP Wave Speed Subtotals</b>			<b># of Projects: 3</b>	Planned:	\$65,346.30		\$40,841.36	\$106,187.66			
			3	Actual:	\$43,674.12		\$33,170.58	\$76,844.70			
<i>Performance Data Summary:</i>	Crashes related to...	Enforce. Hours	Safety Belt/Seat Citations	CMV Citations	Other Citations/Arrests			PI&E Materials	Comm. Events	Present ations	Media Exp.
	Alcohol Speed ITC		Adult Teen Child	HMV Seatbelt Speed	Speed	DWI DUI Minor ITC	HMV Citations Arrests	Prod. Dist.			
		2,058			7,530			3,500	5	17	46

**Project Cross-Reference by Task**

<b>Enforcement Projects</b>									
<i>Organization / Project Number</i>	<i>PA</i>	<i>Fund</i>	<i>Source</i>		<i>Federal Funds</i>	<i>State Funding</i>	<i>Prog. Income</i>	<i>Local Match</i>	<i>Project Total</i>
<b>TRF-TS CIOT Incentives</b>									
									<b>Group Project</b>
City of Southside - ISD Police Department 2010-SouthSide ISDPD-INC-CIOT-00027	K4OP	406	K4OP		<i>Planned:</i> \$1,000.00 <i>Actual:</i> \$1,000.00			\$525.00	<b>\$1,000.00</b> <b>\$1,525.00</b>
City of Hidalgo - Police Department 2010-INC-CIOT-HidalgoPD-00004	K4OP	406	K4OP		<i>Planned:</i> \$1,000.00 <i>Actual:</i> \$979.97				<b>\$1,000.00</b> <b>\$979.97</b>
City of Sansom Park - Police Department 2010-INC-SansomPD-00020	K4OP	406	K4OP		<i>Planned:</i> \$1,000.00 <i>Actual:</i>				<b>\$1,000.00</b>
University of North Texas Health Science Center PD 2010-INC-CIOT-UNTHSCPD-00009	K4OP	406	K4OP		<i>Planned:</i> \$4,000.00 <i>Actual:</i> \$3,999.70			\$374.75	<b>\$4,000.00</b> <b>\$4,374.45</b>
Sam Houston State University 2010-INC-CIOT-SHSU-00008	K4OP	406	K4OP		<i>Planned:</i> \$4,000.00 <i>Actual:</i> \$4,000.00				<b>\$4,000.00</b> <b>\$4,000.00</b>
Spring Branch - ISD Police Dept. 2010-INC-CIOT-SpringISDPD-00019	K4OP	406	K4OP		<i>Planned:</i> \$1,000.00 <i>Actual:</i> \$959.96				<b>\$1,000.00</b> <b>\$959.96</b>
City of Hempstead - Police Department 2010-INC-CIOT-HempsteadPD-00003	K4OP	406	K4OP		<i>Planned:</i> \$4,000.00 <i>Actual:</i> \$4,000.00				<b>\$4,000.00</b> <b>\$4,000.00</b>
City of Floresville Police Department 2010-INC-CIOT-FloresvPD-00010	K4OP	406	K4OP		<i>Planned:</i> \$4,000.00 <i>Actual:</i> \$4,000.00			\$1,207.00	<b>\$4,000.00</b> <b>\$5,207.00</b>
City of Bay City 2010-INC-CIOT-BayCityPD-00001	K4OP	406	K4OP		<i>Planned:</i> \$4,000.00 <i>Actual:</i> \$3,990.00				<b>\$4,000.00</b> <b>\$3,990.00</b>
City of Wills Point 2010-INC-CIOT-WillsPoint-00007	K4OP	406	K4OP		<i>Planned:</i> \$4,000.00 <i>Actual:</i> \$4,000.00			\$166.92	<b>\$4,000.00</b> <b>\$4,166.92</b>
Highland Park Department of Public Safety 2010-INC-HPDPS-00023	K4OP	406	K4OP		<i>Planned:</i> \$1,000.00 <i>Actual:</i> \$1,000.00			\$589.85	<b>\$1,000.00</b> <b>\$1,589.85</b>
City of Taylor - Police Department 2010-INC-Taylor PD-00022	K4OP	406	K4OP		<i>Planned:</i> \$4,000.00 <i>Actual:</i> \$4,000.00				<b>\$4,000.00</b> <b>\$4,000.00</b>
City of Wharton - Police Department 2010-INC-WhartonPD-00021	K4OP	406	K4OP		<i>Planned:</i> \$4,000.00 <i>Actual:</i> \$3,965.00				<b>\$4,000.00</b> <b>\$3,965.00</b>

**Project Cross-Reference by Task**

<b>Enforcement Projects</b>									
<i>Organization / Project Number</i>	<i>PA</i>	<i>Fund</i>	<i>Source</i>		<i>Federal Funds</i>	<i>State Funding</i>	<i>Prog. Income</i>	<i>Local Match</i>	<i>Project Total</i>
<b>TRF-TS CIOT Incentives</b>									
									<b>Group Project</b>
Saginaw Police Department 2010-Saginaw-INC-CIOT-00028	K4OP	406	K4OP		<i>Planned:</i> \$1,000.00 <i>Actual:</i>				<b>\$1,000.00</b>
City of Spearman - Police Department 2010-INC-CIOT-spearmpd-00006	K4OP	406	K4OP		<i>Planned:</i> \$4,000.00 <i>Actual:</i> \$3,854.85				<b>\$4,000.00</b> <b>\$3,854.85</b>
City of Florence 2010-INC-CIOT-Florence PD-00002	K4OP	406	K4OP		<i>Planned:</i> \$4,000.00 <i>Actual:</i> \$4,000.00			\$4,875.41	<b>\$4,000.00</b> <b>\$8,875.41</b>
City of Alamo Heights - Police Department 2010-INC-CIOT-AlamoHPD-00017	K4OP	406	K4OP		<i>Planned:</i> \$1,000.00 <i>Actual:</i> \$953.82				<b>\$1,000.00</b> <b>\$953.82</b>
City of Jasper - Police Department 2010-INC-CIOT-JasperPD-00005	K4OP	406	K4OP		<i>Planned:</i> \$4,000.00 <i>Actual:</i> \$3,960.00				<b>\$4,000.00</b> <b>\$3,960.00</b>
City of Seagoville - Police Department 2010-SeagovillePD-INC-CIOT-00024	K4OP	406	K4OP		<i>Planned:</i> \$1,000.00 <i>Actual:</i> \$965.00				<b>\$1,000.00</b> <b>\$965.00</b>
City of Southside - ISD Police Department 2010-INC-CIOT-SouthSide ISDPD-00016	K4OP	406	K4OP		<i>Planned:</i> \$1,000.00 <i>Actual:</i> \$1,000.00			\$97.50	<b>\$1,000.00</b> <b>\$1,097.50</b>
City of Cockrell Hill - Police Department 2010-INC-CIOT-CockrelPD-00014	K4OP	406	K4OP		<i>Planned:</i> \$4,000.00 <i>Actual:</i> \$4,000.00				<b>\$4,000.00</b> <b>\$4,000.00</b>
City of Houston - ISD Police Department 2010-INC-CIOT-HoustISDPD-00018	K4OP	406	K4OP		<i>Planned:</i> \$1,000.00 <i>Actual:</i>				<b>\$1,000.00</b>
City of Colleyville - Police Department 2010-colley-INC-CIOT-00026	K4OP	406	K4OP		<i>Planned:</i> \$1,000.00 <i>Actual:</i>				<b>\$1,000.00</b>
City of Cockrell Hill - Police Department 2010-INC-CIOT-CockrelPD-00015	K4OP	406	K4OP		<i>Planned:</i> \$1,000.00 <i>Actual:</i> \$979.95				<b>\$1,000.00</b> <b>\$979.95</b>
City of Magnolia - Police Department 2010-INC-CIOT-MagnoliaPD-00011	K4OP	406	K4OP		<i>Planned:</i> \$4,000.00 <i>Actual:</i> \$3,178.93				<b>\$4,000.00</b> <b>\$3,178.93</b>
Llano County Sheriff's Office 2010-INC-CIOT-LlanoCoSO-00013	K4OP	406	K4OP		<i>Planned:</i> \$4,000.00 <i>Actual:</i> \$4,000.00				<b>\$4,000.00</b> <b>\$4,000.00</b>

**Project Cross-Reference by Task**

**Enforcement Projects**

Organization / Project Number	PA	Fund	Source		Federal Funds	State Funding	Prog. Income	Local Match	Project Total	
<b>TRF-TS CIOT Incentives</b>										
Bexar County Constable Office Pct. 4 2010-BexarPR4-INC-CIOT-00025	K4OP	406	K4OP		Planned: \$1,000.00 Actual: \$1,000.00				<b>\$1,000.00</b> <b>\$1,000.00</b>	
Ellis County Constable PCT4 2010-INC-CIOT-EllisCoPct4-00012	K4OP	406	K4OP		Planned: \$4,000.00 Actual: \$3,999.00				<b>\$4,000.00</b> <b>\$3,999.00</b>	
<b>TRF-TS CIOT Incentives Subtotals</b>		# of Projects: 28 26			Planned: \$73,000.00 Actual: \$67,786.18			\$7,836.43	<b>\$73,000.00</b> <b>\$75,622.61</b>	
<i>Performance Data Summary:</i>	Crashes related to... Alcohol Speed ITC		Enforce. Hours	Safety Belt/Seat Citations Adult Teen Child	CMV Citations HMV Seatbelt Speed	Other Citations/Arrests Speed DWI DUI Minor ITC HMV Citations Arrests			PI&E Materials Prod. Dist.	Comm. Present Media Events ations Exp.

**Project Cross-Reference by Task**

<b>Enforcement Projects</b>																	
<i>Organization / Project Number</i>		<i>PA</i>	<i>Fund Source</i>			<i>Federal Funds</i>		<i>State Funding</i>		<i>Prog. Income</i>		<i>Local Match</i>		<i>Project Total</i>			
<b>TRF-TS CIOT STEP</b>													<b>Group Project</b>				
Harris County Constable Precinct 4 2010-Harris4-CIOT-00026		K4OP	406	K4OP			<i>Planned:</i> \$19,999.38								<b>\$19,999.38</b>		
							<i>Actual:</i> \$16,716.88								<b>\$16,716.88</b>		
<i>Performance Data:</i>		Crashes related to... <i>Alcohol Speed ITC</i>	<i>Enforce. Hours</i>	Safety Belt/Seat Citations <i>Adult Teen Child</i>			CMV Citations <i>HMV Seatbelt Speed</i>		Other Citations/Arrests <i>Speed DWI DUI Minor ITC</i>		<i>Other Citations</i>	<i>Other Arrests</i>	PI&E Materials <i>Prod. Dist.</i>		<i>Comm. Events</i>	<i>Present ations</i>	<i>Media Exp.</i>
				280												4	8
City of La Porte Police Department 2010-LaPorte-CIOT-00025		K4OP	406	K4OP			<i>Planned:</i> \$19,372.28								<b>\$19,372.28</b>		
							<i>Actual:</i> \$19,372.05						\$4,300.99		<b>\$23,673.04</b>		
<i>Performance Data:</i>		Crashes related to... <i>Alcohol Speed ITC</i>	<i>Enforce. Hours</i>	Safety Belt/Seat Citations <i>Adult Teen Child</i>			CMV Citations <i>HMV Seatbelt Speed</i>		Other Citations/Arrests <i>Speed DWI DUI Minor ITC</i>		<i>Other Citations</i>	<i>Other Arrests</i>	PI&E Materials <i>Prod. Dist.</i>		<i>Comm. Events</i>	<i>Present ations</i>	<i>Media Exp.</i>
																2	3
City of Jacinto City 2010-JacintPD-CIOT-00024		K4OP	406	K4OP			<i>Planned:</i> \$19,965.30						\$1,353.40		<b>\$21,318.70</b>		
							<i>Actual:</i> \$4,360.56						\$1,211.73		<b>\$5,572.29</b>		
<i>Performance Data:</i>		Crashes related to... <i>Alcohol Speed ITC</i>	<i>Enforce. Hours</i>	Safety Belt/Seat Citations <i>Adult Teen Child</i>			CMV Citations <i>HMV Seatbelt Speed</i>		Other Citations/Arrests <i>Speed DWI DUI Minor ITC</i>		<i>Other Citations</i>	<i>Other Arrests</i>	PI&E Materials <i>Prod. Dist.</i>		<i>Comm. Events</i>	<i>Present ations</i>	<i>Media Exp.</i>
				280												3	4
Harris County Constable Precinct 7 2010-HarrisP7-CIOT-00001		K4OP	406	K4OP			<i>Planned:</i> \$19,625.25								<b>\$19,625.25</b>		
							<i>Actual:</i> \$12,355.91								<b>\$12,355.91</b>		
<i>Performance Data:</i>		Crashes related to... <i>Alcohol Speed ITC</i>	<i>Enforce. Hours</i>	Safety Belt/Seat Citations <i>Adult Teen Child</i>			CMV Citations <i>HMV Seatbelt Speed</i>		Other Citations/Arrests <i>Speed DWI DUI Minor ITC</i>		<i>Other Citations</i>	<i>Other Arrests</i>	PI&E Materials <i>Prod. Dist.</i>		<i>Comm. Events</i>	<i>Present ations</i>	<i>Media Exp.</i>
			350	296												3	8
City of Grand Prairie 2010-GrandPra-CIOT-00004		K4OP	406	K4OP			<i>Planned:</i> \$19,997.14								<b>\$19,997.14</b>		
							<i>Actual:</i> \$725.31								<b>\$725.31</b>		
<i>Performance Data:</i>		Crashes related to... <i>Alcohol Speed ITC</i>	<i>Enforce. Hours</i>	Safety Belt/Seat Citations <i>Adult Teen Child</i>			CMV Citations <i>HMV Seatbelt Speed</i>		Other Citations/Arrests <i>Speed DWI DUI Minor ITC</i>		<i>Other Citations</i>	<i>Other Arrests</i>	PI&E Materials <i>Prod. Dist.</i>		<i>Comm. Events</i>	<i>Present ations</i>	<i>Media Exp.</i>
																2	3
City of Rowlett - Police Department 2010-Rowlet PD-CIOT-00009		K4OP	406	K4OP			<i>Planned:</i> \$19,980.50								<b>\$19,980.50</b>		
							<i>Actual:</i> \$9,371.04								<b>\$9,371.04</b>		
<i>Performance Data:</i>		Crashes related to... <i>Alcohol Speed ITC</i>	<i>Enforce. Hours</i>	Safety Belt/Seat Citations <i>Adult Teen Child</i>			CMV Citations <i>HMV Seatbelt Speed</i>		Other Citations/Arrests <i>Speed DWI DUI Minor ITC</i>		<i>Other Citations</i>	<i>Other Arrests</i>	PI&E Materials <i>Prod. Dist.</i>		<i>Comm. Events</i>	<i>Present ations</i>	<i>Media Exp.</i>
																2	3



**Project Cross-Reference by Task**

<b>Enforcement Projects</b>														
Organization / Project Number		PA	Fund	Source	Federal Funds	State Funding	Prog. Income	Local Match	Project Total					
<b>TRF-TS CIOT STEP</b>													<b>Group Project</b>	
City of Mesquite		K4OP	406	K4OP	Planned:	\$14,973.00					<b>\$14,973.00</b>			
2010-Mesquite-CIOT-00007					Actual:	\$6,338.10					<b>\$6,338.10</b>			
<i>Performance Data:</i>		Crashes related to... Alcohol Speed ITC	Enforce. Hours	Safety Belt/Seat Citations Adult Teen Child	CMV Citations HMV Seatbelt Speed	Other Citations/Arrests Speed DWI DUI Minor ITC			Other Citations Arrests	Other Citations Arrests	PI&E Materials Prod. Dist.	Comm. Events	Present ations 2	Media Exp. 3
Bexar County Sheriff's Office		K4OP	406	K4OP	Planned:	\$174,973.93					<b>\$174,973.93</b>			
2010-BexarCoSO-CIOT-00017					Actual:	\$173,575.03					<b>\$173,575.03</b>			
<i>Performance Data:</i>		Crashes related to... Alcohol Speed ITC	Enforce. Hours	Safety Belt/Seat Citations Adult Teen Child	CMV Citations HMV Seatbelt Speed	Other Citations/Arrests Speed DWI DUI Minor ITC			Other Citations Arrests	Other Citations Arrests	PI&E Materials Prod. Dist.	Comm. Events	Present ations 2	Media Exp. 3
City of San Juan Police Department		K4OP	406	K4OP	Planned:	\$19,902.00					<b>\$19,902.00</b>			
2010-SanJuanPD-CIOT-00011					Actual:	\$10,000.03					<b>\$10,000.03</b>			
<i>Performance Data:</i>		Crashes related to... Alcohol Speed ITC	Enforce. Hours	Safety Belt/Seat Citations Adult Teen Child	CMV Citations HMV Seatbelt Speed	Other Citations/Arrests Speed DWI DUI Minor ITC			Other Citations Arrests	Other Citations Arrests	PI&E Materials Prod. Dist.	Comm. Events	Present ations 5	Media Exp. 5
City of Fort Worth		K4OP	406	K4OP	Planned:	\$64,997.71					<b>\$64,997.71</b>			
2010-Fortworth-CIOT-00002					Actual:	\$4,464.40					<b>\$4,464.40</b>			
<i>Performance Data:</i>		Crashes related to... Alcohol Speed ITC	Enforce. Hours	Safety Belt/Seat Citations Adult Teen Child	CMV Citations HMV Seatbelt Speed	Other Citations/Arrests Speed DWI DUI Minor ITC			Other Citations Arrests	Other Citations Arrests	PI&E Materials Prod. Dist.	Comm. Events	Present ations 2	Media Exp. 3
City of Dallas - Police Department		K4OP	406	K4OP	Planned:	\$219,999.60					<b>\$219,999.60</b>			
2010-Dallas-CIOT-00014					Actual:	\$215,197.62					<b>\$215,197.62</b>			
<i>Performance Data:</i>		Crashes related to... Alcohol Speed ITC	Enforce. Hours	Safety Belt/Seat Citations Adult Teen Child	CMV Citations HMV Seatbelt Speed	Other Citations/Arrests Speed DWI DUI Minor ITC			Other Citations Arrests	Other Citations Arrests	PI&E Materials Prod. Dist.	Comm. Events	Present ations 2	Media Exp. 3
City of North Richland Hills		K4OP	406	K4OP	Planned:	\$19,962.00					\$193.75	<b>\$20,155.75</b>		
2010-NRichland-CIOT-00023					Actual:	\$12,489.34					\$4,542.42	<b>\$17,031.76</b>		
<i>Performance Data:</i>		Crashes related to... Alcohol Speed ITC	Enforce. Hours	Safety Belt/Seat Citations Adult Teen Child	CMV Citations HMV Seatbelt Speed	Other Citations/Arrests Speed DWI DUI Minor ITC			Other Citations Arrests	Other Citations Arrests	PI&E Materials Prod. Dist.	Comm. Events	Present ations 2	Media Exp. 3

**Project Cross-Reference by Task**

<b>Enforcement Projects</b>														
Organization / Project Number		PA	Fund	Source	Federal Funds	State Funding	Prog. Income	Local Match	Project Total					
<b>TRF-TS CIOT STEP</b>													<b>Group Project</b>	
City of Irving		K4OP	406	K4OP	Planned:	\$7,970.00					<b>\$7,970.00</b>			
2010-Irving-CIOT-00020					Actual:	\$4,153.85					<b>\$4,153.85</b>			
<i>Performance Data:</i>		Crashes related to... Alcohol Speed ITC	Enforce. Hours 145	Safety Belt/Seat Citations Adult Teen Child 5	CMV Citations HMV Seatbelt Speed	Other Citations/Arrests Speed DWI DUI Minor ITC			Other HMV Citations	Other Arrests	PI&E Materials Prod. Dist.	Comm. Events	Present ations 2	Media Exp. 3
City of Garland		K4OP	406	K4OP	Planned:	\$65,000.00					<b>\$65,000.00</b>			
2010-GarlandPD-CIOT-00021					Actual:	\$64,990.97					<b>\$64,990.97</b>			
<i>Performance Data:</i>		Crashes related to... Alcohol Speed ITC	Enforce. Hours	Safety Belt/Seat Citations Adult Teen Child	CMV Citations HMV Seatbelt Speed	Other Citations/Arrests Speed DWI DUI Minor ITC			Other HMV Citations	Other Arrests	PI&E Materials Prod. Dist.	Comm. Events	Present ations 2	Media Exp. 3
City of Cedar Hill		K4OP	406	K4OP	Planned:	\$19,720.00					<b>\$19,720.00</b>			
2010-CedarPD-CIOT-00022					Actual:	\$12,291.44					<b>\$12,291.44</b>			
<i>Performance Data:</i>		Crashes related to... Alcohol Speed ITC	Enforce. Hours	Safety Belt/Seat Citations Adult Teen Child 30	CMV Citations HMV Seatbelt Speed	Other Citations/Arrests Speed DWI DUI Minor ITC			Other HMV Citations	Other Arrests	PI&E Materials Prod. Dist.	Comm. Events	Present ations 2	Media Exp. 3
City of San Antonio - Police Department		K4OP	406	K4OP	Planned:	\$220,000.00					<b>\$220,000.00</b>			
2010-SanAntPD-CIOT-00016					Actual:	\$209,535.07					<b>\$209,535.07</b>			
<i>Performance Data:</i>		Crashes related to... Alcohol Speed ITC	Enforce. Hours 4,675	Safety Belt/Seat Citations Adult Teen Child 4,500	CMV Citations HMV Seatbelt Speed	Other Citations/Arrests Speed DWI DUI Minor ITC			Other HMV Citations	Other Arrests	PI&E Materials Prod. Dist.	Comm. Events	Present ations 2	Media Exp. 3
City of Mission Police Department		K4OP	406	K4OP	Planned:	\$19,965.43					<b>\$19,965.43</b>			
2010-Mission-CIOT-00015					Actual:	\$12,616.65					<b>\$12,616.65</b>			
<i>Performance Data:</i>		Crashes related to... Alcohol Speed ITC	Enforce. Hours	Safety Belt/Seat Citations Adult Teen Child	CMV Citations HMV Seatbelt Speed	Other Citations/Arrests Speed DWI DUI Minor ITC			Other HMV Citations	Other Arrests	PI&E Materials Prod. Dist.	Comm. Events	Present ations 2	Media Exp. 3
City of Euless Police Department		K4OP	406	K4OP	Planned:	\$19,992.00					\$7,526.19	<b>\$27,518.19</b>		
2010-Euless-CIOT-00013					Actual:	\$19,976.40					\$3,765.49	<b>\$23,741.89</b>		
<i>Performance Data:</i>		Crashes related to... Alcohol Speed ITC	Enforce. Hours	Safety Belt/Seat Citations Adult Teen Child 270	CMV Citations HMV Seatbelt Speed	Other Citations/Arrests Speed DWI DUI Minor ITC			Other HMV Citations	Other Arrests	PI&E Materials Prod. Dist.	Comm. Events	Present ations 2	Media Exp. 3

**Project Cross-Reference by Task**

**Enforcement Projects**

Organization / Project Number	PA	Fund	Source	Federal Funds	State Funding	Prog. Income	Local Match	Project Total	
<b>TRF-TS CIOT STEP</b>									
City of Schertz - Police Department 2010-SchertzPD-CIOT-00008	K4OP	406	K4OP	Planned: \$16,630.60 Actual: \$6,169.34				<b>\$16,630.60</b> <b>\$6,169.34</b>	
<i>Performance Data:</i>	Crashes related to... Alcohol Speed ITC	Enforce. Hours	Safety Belt/Seat Citations Adult Teen Child	CMV Citations HMV Seatbelt Speed	Other Citations/Arrests Speed DWI DUI Minor ITC	Other Citations	Other Arrests	PI&E Materials Prod. Dist.	Comm. Events Present ations Media Exp.
									2 3
City of University Park 2010-UniParkPD-CIOT-00019	K4OP	406	K4OP	Planned: \$9,728.00 Actual: \$6,844.60				<b>\$9,728.00</b> <b>\$6,844.60</b>	
<i>Performance Data:</i>	Crashes related to... Alcohol Speed ITC	Enforce. Hours	Safety Belt/Seat Citations Adult Teen Child 150	CMV Citations HMV Seatbelt Speed	Other Citations/Arrests Speed DWI DUI Minor ITC	Other Citations	Other Arrests	PI&E Materials Prod. Dist.	Comm. Events Present ations Media Exp.
									2 3
City of Universal City - Police Dept 2010-Universal City PD-CIOT-00018	K4OP	406	K4OP	Planned: \$16,055.89 Actual: \$13,045.23			\$1,626.25	<b>\$16,055.89</b> <b>\$14,671.48</b>	
<i>Performance Data:</i>	Crashes related to... Alcohol Speed ITC	Enforce. Hours	Safety Belt/Seat Citations Adult Teen Child	CMV Citations HMV Seatbelt Speed	Other Citations/Arrests Speed DWI DUI Minor ITC	Other Citations	Other Arrests	PI&E Materials Prod. Dist.	Comm. Events Present ations Media Exp.
									2 3
City of McAllen Police Department 2010-McAllenPD-CIOT-00010	K4OP	406	K4OP	Planned: \$20,000.00 Actual: \$7,241.96				<b>\$20,000.00</b> <b>\$7,241.96</b>	
<i>Performance Data:</i>	Crashes related to... Alcohol Speed ITC	Enforce. Hours 495	Safety Belt/Seat Citations Adult Teen Child	CMV Citations HMV Seatbelt Speed	Other Citations/Arrests Speed DWI DUI Minor ITC	Other Citations	Other Arrests	PI&E Materials Prod. Dist.	Comm. Events Present ations Media Exp.
									2 3
City of Houston - Police Department 2010-HoustonPD-CIOT-00027	K4OP	406	K4OP	Planned: \$219,952.00 Actual: \$201,804.88				<b>\$219,952.00</b> <b>\$201,804.88</b>	
<i>Performance Data:</i>	Crashes related to... Alcohol Speed ITC	Enforce. Hours	Safety Belt/Seat Citations Adult Teen Child	CMV Citations HMV Seatbelt Speed	Other Citations/Arrests Speed DWI DUI Minor ITC	Other Citations	Other Arrests	PI&E Materials Prod. Dist.	Comm. Events Present ations Media Exp.
									5 2
City of Pharr 2010-PharrPD-CIOT-00012	K4OP	406	K4OP	Planned: \$19,950.43 Actual: \$12,501.47				<b>\$19,950.43</b> <b>\$12,501.47</b>	
<i>Performance Data:</i>	Crashes related to... Alcohol Speed ITC	Enforce. Hours 370	Safety Belt/Seat Citations Adult Teen Child 125 50	CMV Citations HMV Seatbelt Speed	Other Citations/Arrests Speed DWI DUI Minor ITC	Other Citations	Other Arrests	PI&E Materials Prod. Dist.	Comm. Events Present ations Media Exp.
									2 3

**Project Cross-Reference by Task**

<b>Enforcement Projects</b>																								
Organization / Project Number		PA	Fund Source			Federal Funds	State Funding	Prog. Income	Local Match	Project Total														
<b>TRF-TS CIOT STEP</b>													<b>Group Project</b>											
City of Lancaster - Police Department		K4OP	406	K4OP			Planned:	\$19,959.05			<b>\$19,959.05</b>													
2010-LancasterPD-CIOT-00006						Actual:	\$1,065.72			<b>\$1,065.72</b>														
<i>Performance Data:</i>		Crashes related to...			<i>Enforce.</i>	Safety Belt/Seat Citations			CMV Citations			Other Citations/Arrests			PI&E Materials		<i>Comm.</i>	<i>Present</i>	<i>Media</i>					
		Alcohol	Speed	ITC	Hours	Adult	Teen	Child	HMV	Seatbelt	Speed	Speed	DWI	DUI	Minor	ITC	HMV	Other Citations	Other Arrests	Prod.	Dist.	Events	ations	Exp.
						340		18															2	3
City of Arlington		K4OP	406	K4OP			Planned:	\$19,999.77			<b>\$19,999.77</b>													
2010-Arlington-CIOT-00005						Actual:	\$17,676.59			<b>\$17,676.59</b>														
<i>Performance Data:</i>		Crashes related to...			<i>Enforce.</i>	Safety Belt/Seat Citations			CMV Citations			Other Citations/Arrests			PI&E Materials		<i>Comm.</i>	<i>Present</i>	<i>Media</i>					
		Alcohol	Speed	ITC	Hours	Adult	Teen	Child	HMV	Seatbelt	Speed	Speed	DWI	DUI	Minor	ITC	HMV	Other Citations	Other Arrests	Prod.	Dist.	Events	ations	Exp.
																							1	2
<b>TRF-TS CIOT STEP Subtotals</b>		# of Projects: 26										Planned:	\$1,328,671.26								\$9,073.34	<b>\$1,337,744.60</b>		
		26										Actual:	\$1,074,880.44								\$15,446.88	<b>\$1,090,327.32</b>		
<i>Performance Data Summary:</i>		Crashes related to...			<i>Enforce.</i>	Safety Belt/Seat Citations			CMV Citations			Other Citations/Arrests			PI&E Materials		<i>Comm.</i>	<i>Present</i>	<i>Media</i>					
		Alcohol	Speed	ITC	Hours	Adult	Teen	Child	HMV	Seatbelt	Speed	Speed	DWI	DUI	Minor	ITC	HMV	Other Citations	Other Arrests	Prod.	Dist.	Events	ations	Exp.
					25,592	18,421		3,941															61	89

**Project Cross-Reference by Task**

<b>Enforcement Projects</b>														
Organization / Project Number		PA	Fund	Source	Federal Funds	State Funding	Prog. Income	Local Match	Project Total					
													<b>Group Project</b>	
City of Sherman - Police Department		OP	402	OP	Planned:	\$5,723.84							<b>\$5,723.84</b>	
2010-ShermanPD-CIOT-00051					Actual:	\$4,790.23							<b>\$4,790.23</b>	
<i>Performance Data:</i>		Crashes related to... Alcohol Speed ITC	Enforce. Hours	Safety Belt/Seat Citations Adult Teen Child	CMV Citations HMV Seatbelt Speed	Other Citations/Arrests Speed DWI DUI Minor ITC			Other Citations HMV Citations	Other Arrests	PI&E Materials Prod. Dist.	Comm. Events	Present ations 1	Media Exp. 2
				50										
City of Lubbock Police Department		OP	402	OP	Planned:	\$19,994.00							<b>\$19,994.00</b>	
2010-Lubbock PD-CIOT-00040					Actual:	\$14,047.64							<b>\$14,047.64</b>	
<i>Performance Data:</i>		Crashes related to... Alcohol Speed ITC	Enforce. Hours	Safety Belt/Seat Citations Adult Teen Child	CMV Citations HMV Seatbelt Speed	Other Citations/Arrests Speed DWI DUI Minor ITC			Other Citations HMV Citations	Other Arrests	PI&E Materials Prod. Dist.	Comm. Events	Present ations 1	Media Exp. 2
			499											
City of Longview Police Department		OP	402	OP	Planned:	\$7,971.57							<b>\$7,971.57</b>	
2010-LongviPD-CIOT-00058					Actual:	\$7,613.53							<b>\$7,613.53</b>	
<i>Performance Data:</i>		Crashes related to... Alcohol Speed ITC	Enforce. Hours	Safety Belt/Seat Citations Adult Teen Child	CMV Citations HMV Seatbelt Speed	Other Citations/Arrests Speed DWI DUI Minor ITC			Other Citations HMV Citations	Other Arrests	PI&E Materials Prod. Dist.	Comm. Events	Present ations 1	Media Exp. 2
City of Brownsville - Police Department		OP	402	OP	Planned:	\$9,838.81							<b>\$9,838.81</b>	
2010-BrownsPD-CIOT-00056					Actual:	\$9,838.81					\$230.28		<b>\$10,069.09</b>	
<i>Performance Data:</i>		Crashes related to... Alcohol Speed ITC	Enforce. Hours	Safety Belt/Seat Citations Adult Teen Child	CMV Citations HMV Seatbelt Speed	Other Citations/Arrests Speed DWI DUI Minor ITC			Other Citations HMV Citations	Other Arrests	PI&E Materials Prod. Dist.	Comm. Events	Present ations 1	Media Exp. 2
				240 65										
City of San Angelo		OP	402	OP	Planned:	\$8,000.00					\$2,994.39		<b>\$10,994.39</b>	
2010-SanAngeloPD-CIOT-00050					Actual:	\$5,924.78					\$1,603.11		<b>\$7,527.89</b>	
<i>Performance Data:</i>		Crashes related to... Alcohol Speed ITC	Enforce. Hours	Safety Belt/Seat Citations Adult Teen Child	CMV Citations HMV Seatbelt Speed	Other Citations/Arrests Speed DWI DUI Minor ITC			Other Citations HMV Citations	Other Arrests	PI&E Materials Prod. Dist.	Comm. Events	Present ations 1	Media Exp. 2
				405										
City of Austin - Police Department		OP	402	OP	Planned:	\$60,000.00							<b>\$60,000.00</b>	
2010-AustinPD-CIOT-00053					Actual:	\$56,174.32							<b>\$56,174.32</b>	
<i>Performance Data:</i>		Crashes related to... Alcohol Speed ITC	Enforce. Hours	Safety Belt/Seat Citations Adult Teen Child	CMV Citations HMV Seatbelt Speed	Other Citations/Arrests Speed DWI DUI Minor ITC			Other Citations HMV Citations	Other Arrests	PI&E Materials Prod. Dist.	Comm. Events	Present ations 1	Media Exp. 2

**Project Cross-Reference by Task**

**Enforcement Projects**

Organization / Project Number	PA	Fund	Source	Federal Funds	State Funding	Prog. Income	Local Match	Project Total	
<b>TRF-TS CIOT TEEN STEP</b>									
City of Denton	OP	402	OP	Planned: \$9,969.00				<b>\$9,969.00</b>	
2010-DentonPD-CIOT-00039				Actual: \$9,969.00				<b>\$9,969.00</b>	
<i>Performance Data:</i>	Crashes related to... Alcohol Speed ITC	Enforce. Hours	Safety Belt/Seat Citations Adult Teen Child	CMV Citations HMV Seatbelt Speed	Other Citations/Arrests Speed DWI DUI Minor ITC	Other HMV Citations	Other Arrests	PI&E Materials Prod. Dist.	Comm. Present Media Events ations Exp.
			400 5						1 2
City of Frisco	OP	402	OP	Planned: \$7,889.00				<b>\$7,889.00</b>	
2010-FriscoPD-CIOT-00044				Actual:					
City of Waco	OP	402	OP	Planned: \$9,407.60				<b>\$9,407.60</b>	
2010-WacoPD-CIOT-00034				Actual: \$4,146.69				<b>\$4,146.69</b>	
<i>Performance Data:</i>	Crashes related to... Alcohol Speed ITC	Enforce. Hours	Safety Belt/Seat Citations Adult Teen Child	CMV Citations HMV Seatbelt Speed	Other Citations/Arrests Speed DWI DUI Minor ITC	Other HMV Citations	Other Arrests	PI&E Materials Prod. Dist.	Comm. Present Media Events ations Exp.
		138	75						1 2
City of Killeen - Police Department Headquarters	OP	402	OP	Planned: \$6,594.32				<b>\$6,594.32</b>	
2010-KilleenPD-CIOT-00043				Actual: \$3,208.65				<b>\$3,208.65</b>	
<i>Performance Data:</i>	Crashes related to... Alcohol Speed ITC	Enforce. Hours	Safety Belt/Seat Citations Adult Teen Child	CMV Citations HMV Seatbelt Speed	Other Citations/Arrests Speed DWI DUI Minor ITC	Other HMV Citations	Other Arrests	PI&E Materials Prod. Dist.	Comm. Present Media Events ations Exp.
									1 2
County of Galveston (Sheriff's Office)	OP	402	OP	Planned: \$13,447.29			\$737.42	<b>\$14,184.71</b>	
2010-GalCOSO-CIOT-00045				Actual: \$10,965.37			\$521.00	<b>\$11,486.37</b>	
<i>Performance Data:</i>	Crashes related to... Alcohol Speed ITC	Enforce. Hours	Safety Belt/Seat Citations Adult Teen Child	CMV Citations HMV Seatbelt Speed	Other Citations/Arrests Speed DWI DUI Minor ITC	Other HMV Citations	Other Arrests	PI&E Materials Prod. Dist.	Comm. Present Media Events ations Exp.
			20						1 2
City of Harlingen Police Department	OP	402	OP	Planned: \$6,925.28				<b>\$6,925.28</b>	
2010-Harlinge-CIOT-00046				Actual: \$4,212.58				<b>\$4,212.58</b>	
<i>Performance Data:</i>	Crashes related to... Alcohol Speed ITC	Enforce. Hours	Safety Belt/Seat Citations Adult Teen Child	CMV Citations HMV Seatbelt Speed	Other Citations/Arrests Speed DWI DUI Minor ITC	Other HMV Citations	Other Arrests	PI&E Materials Prod. Dist.	Comm. Present Media Events ations Exp.
									1 2
City of Pasadena	OP	402	OP	Planned: \$10,000.00				<b>\$10,000.00</b>	
2010-PasadePD-CIOT-00031				Actual: \$9,997.60				<b>\$9,997.60</b>	
<i>Performance Data:</i>	Crashes related to... Alcohol Speed ITC	Enforce. Hours	Safety Belt/Seat Citations Adult Teen Child	CMV Citations HMV Seatbelt Speed	Other Citations/Arrests Speed DWI DUI Minor ITC	Other HMV Citations	Other Arrests	PI&E Materials Prod. Dist.	Comm. Present Media Events ations Exp.
									1 2

**Project Cross-Reference by Task**

<b>Enforcement Projects</b>														
Organization / Project Number		PA	Fund	Source	Federal Funds	State Funding	Prog. Income	Local Match	Project Total					
													<b>Group Project</b>	
City of Amarillo Police Department 2010-AmarilloPD-CIOT-00048		OP	402	OP	Planned: \$17,000.00								<b>\$17,000.00</b>	
					Actual: \$15,373.36								<b>\$15,373.36</b>	
<i>Performance Data:</i>		Crashes related to... Alcohol Speed ITC	Enforce. Hours 346	Safety Belt/Seat Citations Adult Teen Child 565	CMV Citations HMV Seatbelt Speed	Other Citations/Arrests Speed DWI DUI Minor ITC			Other Citations HMV Citations	Other Arrests	PI&E Materials Prod. Dist.	Comm. Events	Present ations 1	Media Exp. 2
City of Plano 2010-PlanoPD-CIOT-00047		OP	402	OP	Planned: \$19,266.98								<b>\$19,266.98</b>	
					Actual: \$2,292.06								<b>\$2,292.06</b>	
<i>Performance Data:</i>		Crashes related to... Alcohol Speed ITC	Enforce. Hours	Safety Belt/Seat Citations Adult Teen Child	CMV Citations HMV Seatbelt Speed	Other Citations/Arrests Speed DWI DUI Minor ITC			Other Citations HMV Citations	Other Arrests	PI&E Materials Prod. Dist.	Comm. Events	Present ations 1	Media Exp. 2
City of Sugar Land 2010-Sugarland-CIOT-00041		OP	402	OP	Planned: \$8,000.00				\$1,468.04				<b>\$9,468.04</b>	
					Actual: \$8,000.00				\$1,508.44				<b>\$9,508.44</b>	
<i>Performance Data:</i>		Crashes related to... Alcohol Speed ITC	Enforce. Hours	Safety Belt/Seat Citations Adult Teen Child 360	CMV Citations HMV Seatbelt Speed	Other Citations/Arrests Speed DWI DUI Minor ITC			Other Citations HMV Citations	Other Arrests	PI&E Materials Prod. Dist.	Comm. Events	Present ations 1	Media Exp. 2
City of Corpus Christi Police Department 2010-CorpusPD-CIOT-00060		OP	402	OP	Planned: \$20,000.00								<b>\$20,000.00</b>	
					Actual: \$20,000.00								<b>\$20,000.00</b>	
<i>Performance Data:</i>		Crashes related to... Alcohol Speed ITC	Enforce. Hours 410	Safety Belt/Seat Citations Adult Teen Child	CMV Citations HMV Seatbelt Speed	Other Citations/Arrests Speed DWI DUI Minor ITC			Other Citations HMV Citations	Other Arrests	PI&E Materials Prod. Dist.	Comm. Events	Present ations 1	Media Exp. 2
Montgomery County Sherrifs Office 2010-MontgoSO-CIOT-00037		OP	402	OP	Planned: \$13,610.15								<b>\$13,610.15</b>	
					Actual: \$6,823.99								<b>\$6,823.99</b>	
<i>Performance Data:</i>		Crashes related to... Alcohol Speed ITC	Enforce. Hours	Safety Belt/Seat Citations Adult Teen Child	CMV Citations HMV Seatbelt Speed	Other Citations/Arrests Speed DWI DUI Minor ITC			Other Citations HMV Citations	Other Arrests	PI&E Materials Prod. Dist.	Comm. Events	Present ations 1	Media Exp. 2
City of Galveston 2010-Galveston-CIOT-00036		OP	402	OP	Planned: \$7,955.83								<b>\$7,955.83</b>	
					Actual: \$6,844.16								<b>\$6,844.16</b>	
<i>Performance Data:</i>		Crashes related to... Alcohol Speed ITC	Enforce. Hours 164	Safety Belt/Seat Citations Adult Teen Child 400	CMV Citations HMV Seatbelt Speed	Other Citations/Arrests Speed DWI DUI Minor ITC			Other Citations HMV Citations	Other Arrests	PI&E Materials Prod. Dist.	Comm. Events	Present ations 1	Media Exp. 2

**Project Cross-Reference by Task**

<b>Enforcement Projects</b>														
Organization / Project Number		PA	Fund	Source	Federal Funds	State Funding	Prog. Income	Local Match	Project Total					
<b>TRF-TS CIOT TEEN STEP</b>													<b>Group Project</b>	
City of McKinney		OP	402	OP	Planned:	\$10,000.00					<b>\$10,000.00</b>			
2010-McKinney-CIOT-00035					Actual:	\$9,884.35					<b>\$9,884.35</b>			
<i>Performance Data:</i>		Crashes related to... Alcohol Speed ITC	Enforce. Hours	Safety Belt/Seat Citations Adult Teen Child	CMV Citations HMV Seatbelt Speed	Other Citations/Arrests Speed DWI DUI Minor ITC			Other Citations HMV Citations	Other Arrests	PI&E Materials Prod. Dist.	Comm. Events	Present ations 1	Media Exp. 2
				30										
City of El Paso		OP	402	OP	Planned:	\$19,679.53					<b>\$19,679.53</b>			
2010-EIPasoPD-CIOT-00062					Actual:	\$13,984.44					<b>\$13,984.44</b>			
<i>Performance Data:</i>		Crashes related to... Alcohol Speed ITC	Enforce. Hours	Safety Belt/Seat Citations Adult Teen Child	CMV Citations HMV Seatbelt Speed	Other Citations/Arrests Speed DWI DUI Minor ITC			Other Citations HMV Citations	Other Arrests	PI&E Materials Prod. Dist.	Comm. Events	Present ations 1	Media Exp. 2
City of Victoria - Police Department		OP	402	OP	Planned:	\$7,304.81					<b>\$7,304.81</b>			
2010-VictoriaPD-CIOT-00030					Actual:	\$2,160.41					<b>\$2,160.41</b>			
<i>Performance Data:</i>		Crashes related to... Alcohol Speed ITC	Enforce. Hours	Safety Belt/Seat Citations Adult Teen Child	CMV Citations HMV Seatbelt Speed	Other Citations/Arrests Speed DWI DUI Minor ITC			Other Citations HMV Citations	Other Arrests	PI&E Materials Prod. Dist.	Comm. Events	Present ations 1	Media Exp. 2
			168											
City of Wichita Falls Police Department		OP	402	OP	Planned:	\$9,978.00					<b>\$9,978.00</b>			
2010-WichitaPD-CIOT-00032					Actual:	\$9,043.37					<b>\$9,043.37</b>			
<i>Performance Data:</i>		Crashes related to... Alcohol Speed ITC	Enforce. Hours	Safety Belt/Seat Citations Adult Teen Child	CMV Citations HMV Seatbelt Speed	Other Citations/Arrests Speed DWI DUI Minor ITC			Other Citations HMV Citations	Other Arrests	PI&E Materials Prod. Dist.	Comm. Events	Present ations 1	Media Exp. 2
City of Laredo		OP	402	OP	Planned:	\$20,000.76					<b>\$20,000.76</b>			
2010-LaredoPD-CIOT-00033					Actual:	\$12,782.34					<b>\$12,782.34</b>			
<i>Performance Data:</i>		Crashes related to... Alcohol Speed ITC	Enforce. Hours	Safety Belt/Seat Citations Adult Teen Child	CMV Citations HMV Seatbelt Speed	Other Citations/Arrests Speed DWI DUI Minor ITC			Other Citations HMV Citations	Other Arrests	PI&E Materials Prod. Dist.	Comm. Events	Present ations 1	Media Exp. 2
				710										
City of Lewisville		OP	402	OP	Planned:	\$6,999.98					\$200.00	<b>\$7,199.98</b>		
2010-LewisvPD-CIOT-00055					Actual:	\$6,599.09					\$200.00	<b>\$6,799.09</b>		
<i>Performance Data:</i>		Crashes related to... Alcohol Speed ITC	Enforce. Hours	Safety Belt/Seat Citations Adult Teen Child	CMV Citations HMV Seatbelt Speed	Other Citations/Arrests Speed DWI DUI Minor ITC			Other Citations HMV Citations	Other Arrests	PI&E Materials Prod. Dist.	Comm. Events	Present ations 1	Media Exp. 2
			117	30										



**Project Cross-Reference by Task**

<b>Enforcement Projects</b>																								
Organization / Project Number		PA	Fund	Source	Federal Funds	State Funding	Prog. Income	Local Match	Project Total															
<b>TRF-TS CIOT TEEN STEP</b>													<b>Group Project</b>											
City of Tyler		OP	402	OP	Planned:	\$7,633.80					<b>\$7,633.80</b>													
2010-Tyler PD-CIOT-00049					Actual:	\$6,276.79					<b>\$6,276.79</b>													
<i>Performance Data:</i>		Crashes related to...			<i>Enforce.</i>	Safety Belt/Seat Citations			CMV Citations		Other Citations/Arrests			PI&E Materials		<i>Comm.</i>	<i>Present</i>	<i>Media</i>						
		<i>Alcohol</i>	<i>Speed</i>	<i>ITC</i>	<i>Hours</i>	<i>Adult</i>	<i>Teen</i>	<i>Child</i>	<i>HMV</i>	<i>Seatbelt</i>	<i>Speed</i>	<i>Speed</i>	<i>DWI</i>	<i>DUI</i>	<i>Minor</i>	<i>ITC</i>	<i>HMV</i>	<i>Other Citations</i>	<i>Other Arrests</i>	<i>Prod.</i>	<i>Dist.</i>	<i>Events</i>	<i>ations</i>	<i>Exp.</i>
					108																		1	2
City of College Station - Police Department		OP	402	OP	Planned:	\$7,848.00					<b>\$7,848.00</b>													
2010-ColStaPD-CIOT-00042					Actual:																			
El Paso County Sheriff's Office		OP	402	OP	Planned:	\$19,178.82					<b>\$19,178.82</b>													
2010-EIPasoCO-CIOT-00061					Actual:	\$16,375.21					<b>\$16,375.21</b>													
<i>Performance Data:</i>		Crashes related to...			<i>Enforce.</i>	Safety Belt/Seat Citations			CMV Citations		Other Citations/Arrests			PI&E Materials		<i>Comm.</i>	<i>Present</i>	<i>Media</i>						
		<i>Alcohol</i>	<i>Speed</i>	<i>ITC</i>	<i>Hours</i>	<i>Adult</i>	<i>Teen</i>	<i>Child</i>	<i>HMV</i>	<i>Seatbelt</i>	<i>Speed</i>	<i>Speed</i>	<i>DWI</i>	<i>DUI</i>	<i>Minor</i>	<i>ITC</i>	<i>HMV</i>	<i>Other Citations</i>	<i>Other Arrests</i>	<i>Prod.</i>	<i>Dist.</i>	<i>Events</i>	<i>ations</i>	<i>Exp.</i>
																							1	2
Cameron County Sheriff's Office		OP	402	OP	Planned:	\$14,995.49					<b>\$14,995.49</b>													
2010-CameronCo-CIOT-00057					Actual:	\$7,620.02					<b>\$7,620.02</b>													
<i>Performance Data:</i>		Crashes related to...			<i>Enforce.</i>	Safety Belt/Seat Citations			CMV Citations		Other Citations/Arrests			PI&E Materials		<i>Comm.</i>	<i>Present</i>	<i>Media</i>						
		<i>Alcohol</i>	<i>Speed</i>	<i>ITC</i>	<i>Hours</i>	<i>Adult</i>	<i>Teen</i>	<i>Child</i>	<i>HMV</i>	<i>Seatbelt</i>	<i>Speed</i>	<i>Speed</i>	<i>DWI</i>	<i>DUI</i>	<i>Minor</i>	<i>ITC</i>	<i>HMV</i>	<i>Other Citations</i>	<i>Other Arrests</i>	<i>Prod.</i>	<i>Dist.</i>	<i>Events</i>	<i>ations</i>	<i>Exp.</i>
						760																	1	2
<b>TRF-TS CIOT TEEN STEP Subtotals</b>		# of Projects: 29			Planned:	\$385,212.86					\$5,399.85		<b>\$390,612.71</b>											
		27			Actual:	\$284,948.79					\$4,062.83		<b>\$289,011.62</b>											
<i>Performance Data Summary:</i>		Crashes related to...			<i>Enforce.</i>	Safety Belt/Seat Citations			CMV Citations		Other Citations/Arrests			PI&E Materials		<i>Comm.</i>	<i>Present</i>	<i>Media</i>						
		<i>Alcohol</i>	<i>Speed</i>	<i>ITC</i>	<i>Hours</i>	<i>Adult</i>	<i>Teen</i>	<i>Child</i>	<i>HMV</i>	<i>Seatbelt</i>	<i>Speed</i>	<i>Speed</i>	<i>DWI</i>	<i>DUI</i>	<i>Minor</i>	<i>ITC</i>	<i>HMV</i>	<i>Other Citations</i>	<i>Other Arrests</i>	<i>Prod.</i>	<i>Dist.</i>	<i>Events</i>	<i>ations</i>	<i>Exp.</i>
					7,399	13,114		1,714															27	54

**Project Cross-Reference by Task**

<b>Enforcement Projects</b>									
<i>Organization / Project Number</i>	<i>PA</i>	<i>Fund</i>	<i>Source</i>		<i>Federal Funds</i>	<i>State Funding</i>	<i>Prog. Income</i>	<i>Local Match</i>	<i>Project Total</i>
<b>TRF-TS IDM Incentives</b>									
									<b>Group Project</b>
Town of San Felipe - Police Department 2010-SanFelipePD-INC-IDM-00004	K8	410	K8		<i>Planned:</i> \$4,000.00 <i>Actual:</i> \$4,000.00			\$632.80	<b>\$4,000.00</b> <b>\$4,632.80</b>
San Augustine County - Sheriff's Office 2010-SanAugustCOSO-INC-IDM-00014	K8	410	K8		<i>Planned:</i> \$4,000.00 <i>Actual:</i> \$4,000.00				<b>\$4,000.00</b> <b>\$4,000.00</b>
Williamson County Precinct 4 Constable 2010-WmsonCoPct4-INC-IDM-00013	K8	410	K8		<i>Planned:</i> \$4,000.00 <i>Actual:</i>				<b>\$4,000.00</b>
City of Manor - Police Department 2010-ManorPD-INC-IDM-00011	K8	410	K8		<i>Planned:</i> \$4,000.00 <i>Actual:</i> \$3,998.68				<b>\$4,000.00</b> <b>\$3,998.68</b>
City of Buffalo - Police Dept 2010-BuffaloPD-INC-IDM-00001	K8	410	K8		<i>Planned:</i> \$4,000.00 <i>Actual:</i> \$3,998.67				<b>\$4,000.00</b> <b>\$3,998.67</b>
City of Thrall - Police Department 2010-ThrallPD-INC-IDM-00010	K8	410	K8		<i>Planned:</i> \$4,000.00 <i>Actual:</i> \$4,000.00			\$28.18	<b>\$4,000.00</b> <b>\$4,028.18</b>
City of Cleveland - Police Department 2010-ClevelandPD-INC-IDM-00009	K8	410	K8		<i>Planned:</i> \$4,000.00 <i>Actual:</i> \$3,732.28				<b>\$4,000.00</b> <b>\$3,732.28</b>
City of Gun Barrel City - Police Department 2010-GunBarrelPD-INC-IDM-00008	K8	410	K8		<i>Planned:</i> \$4,000.00 <i>Actual:</i>				<b>\$4,000.00</b>
Ellis County Constable PCT4 2010-EllisCoPct4-INC-IDM-00007	K8	410	K8		<i>Planned:</i> \$4,000.00 <i>Actual:</i> \$4,000.00				<b>\$4,000.00</b> <b>\$4,000.00</b>
City of Sinton - Police Department 2010-SintonPD-INC-IDM-00005	K8	410	K8		<i>Planned:</i> \$4,000.00 <i>Actual:</i> \$4,000.00				<b>\$4,000.00</b> <b>\$4,000.00</b>
City of Northlake - Police Department 2010-NorthlakePD-INC-IDM-00012	K8	410	K8		<i>Planned:</i> \$4,000.00 <i>Actual:</i> \$3,784.97				<b>\$4,000.00</b> <b>\$3,784.97</b>
City of Magnolia - Police Department 2010-MagnoliaPD-INC-IDM-00003	K8	410	K8		<i>Planned:</i> \$4,000.00 <i>Actual:</i> \$3,804.18				<b>\$4,000.00</b> <b>\$3,804.18</b>
City of Cockrell Hill - Police Department 2010-CockrelPD-INC-IDM-00002	K8	410	K8		<i>Planned:</i> \$4,000.00 <i>Actual:</i> \$3,697.86				<b>\$4,000.00</b> <b>\$3,697.86</b>

**Project Cross-Reference by Task**

<b>Enforcement Projects</b>																								
<i>Organization / Project Number</i>		<i>PA</i>	<i>Fund</i>	<i>Source</i>		<i>Federal Funds</i>	<i>State Funding</i>	<i>Prog. Income</i>	<i>Local Match</i>	<i>Project Total</i>														
<b>TRF-TS IDM Incentives</b>																								
											<b>Group Project</b>													
City of Vernon		K8	410	K8		<i>Planned:</i>	\$4,000.00				<b>\$4,000.00</b>													
2010-city of vernon-INC-IDM-00006						<i>Actual:</i>	\$4,000.00				<b>\$4,000.00</b>													
<b>TRF-TS IDM Incentives Subtotals</b>																								
		# of Projects: 14				<i>Planned:</i>	\$56,000.00				<b>\$56,000.00</b>													
		14				<i>Actual:</i>	\$47,016.64			\$660.98	<b>\$47,677.62</b>													
<i>Performance Data Summary:</i>		<i>Crashes related to...</i>			<i>Enforce.</i>	<i>Safety Belt/Seat Citations</i>			<i>CMV Citations</i>			<i>Other Citations/Arrests</i>			<i>Other Other</i>		<i>PI&amp;E Materials</i>		<i>Comm.</i>	<i>Present</i>	<i>Media</i>			
		<i>Alcohol</i>	<i>Speed</i>	<i>ITC</i>	<i>Hours</i>	<i>Adult</i>	<i>Teen</i>	<i>Child</i>	<i>HMV</i>	<i>Seatbelt</i>	<i>Speed</i>	<i>Speed</i>	<i>DWI</i>	<i>DUI</i>	<i>Minor</i>	<i>ITC</i>	<i>HMV</i>	<i>Citations</i>	<i>Arrests</i>	<i>Prod.</i>	<i>Dist.</i>	<i>Events</i>	<i>ations</i>	<i>Exp.</i>

**Project Cross-Reference by Task**

<b>Enforcement Projects</b>																	
<i>Organization / Project Number</i>		<i>PA</i>	<i>Fund Source</i>			<i>Federal Funds</i>		<i>State Funding</i>		<i>Prog. Income</i>		<i>Local Match</i>		<i>Project Total</i>			
<b>TRF-TS IDM STEP</b>													<b>Group Project</b>				
Harrison County		K8	410	K8			<i>Planned:</i> \$7,949.03				\$3,080.40		<b>\$11,029.43</b>				
2010-Harrison-STEP IDM-00006							<i>Actual:</i> \$7,729.00				\$4,468.29		<b>\$12,197.29</b>				
<i>Performance Data:</i>		Crashes related to... <i>Alcohol Speed ITC</i>		<i>Enforce. Hours</i>	Safety Belt/Seat Citations <i>Adult Teen Child</i>			CMV Citations <i>HMV Seatbelt Speed</i>		Other Citations/Arrests <i>Speed DWI DUI Minor ITC HMV Citations Arrests</i>			PI&E Materials <i>Prod. Dist.</i>		<i>Comm. Events</i>	<i>Present ations</i>	<i>Media Exp.</i>
City of Plano		K8	410	K8			<i>Planned:</i> \$14,540.82				\$4,846.94		<b>\$19,387.76</b>				
2010-PlanoPD-STEP IDM-00005							<i>Actual:</i> \$4,998.74				\$1,667.01		<b>\$6,665.75</b>				
<i>Performance Data:</i>		Crashes related to... <i>Alcohol Speed ITC</i>		<i>Enforce. Hours</i>	Safety Belt/Seat Citations <i>Adult Teen Child</i>			CMV Citations <i>HMV Seatbelt Speed</i>		Other Citations/Arrests <i>Speed DWI DUI Minor ITC HMV Citations Arrests</i>			PI&E Materials <i>Prod. Dist.</i>		<i>Comm. Events</i>	<i>Present ations</i>	<i>Media Exp.</i>
City of Fort Worth		K8	410	K8			<i>Planned:</i> \$44,988.72				\$15,000.00		<b>\$59,988.72</b>				
2010-Fortworth-STEP IDM-00004							<i>Actual:</i> \$8,667.13				\$2,890.93		<b>\$11,558.06</b>				
<i>Performance Data:</i>		Crashes related to... <i>Alcohol Speed ITC</i>		<i>Enforce. Hours</i>	Safety Belt/Seat Citations <i>Adult Teen Child</i>			CMV Citations <i>HMV Seatbelt Speed</i>		Other Citations/Arrests <i>Speed DWI DUI Minor ITC HMV Citations Arrests</i>			PI&E Materials <i>Prod. Dist.</i>		<i>Comm. Events</i>	<i>Present ations</i>	<i>Media Exp.</i>
City of Garland		K8	410	K8			<i>Planned:</i> \$14,993.28				\$5,139.70		<b>\$20,132.98</b>				
2010-GarlandPD-STEP IDM-00013							<i>Actual:</i> \$14,965.78				\$5,139.70		<b>\$20,105.48</b>				
<i>Performance Data:</i>		Crashes related to... <i>Alcohol Speed ITC</i>		<i>Enforce. Hours</i>	Safety Belt/Seat Citations <i>Adult Teen Child</i>			CMV Citations <i>HMV Seatbelt Speed</i>		Other Citations/Arrests <i>Speed DWI DUI Minor ITC HMV Citations Arrests</i>			PI&E Materials <i>Prod. Dist.</i>		<i>Comm. Events</i>	<i>Present ations</i>	<i>Media Exp.</i>
City of Pasadena		K8	410	K8			<i>Planned:</i> \$11,987.45				\$4,012.05		<b>\$15,999.50</b>				
2010-PasadePD-STEP IDM-00012							<i>Actual:</i> \$11,663.51				\$3,887.86		<b>\$15,551.37</b>				
<i>Performance Data:</i>		Crashes related to... <i>Alcohol Speed ITC</i>		<i>Enforce. Hours</i>	Safety Belt/Seat Citations <i>Adult Teen Child</i>			CMV Citations <i>HMV Seatbelt Speed</i>		Other Citations/Arrests <i>Speed DWI DUI Minor ITC HMV Citations Arrests</i>			PI&E Materials <i>Prod. Dist.</i>		<i>Comm. Events</i>	<i>Present ations</i>	<i>Media Exp.</i>
City of Sugar Land		K8	410	K8			<i>Planned:</i> \$7,996.17				\$3,986.53		<b>\$11,982.70</b>				
2010-Sugarland-STEP IDM-00011							<i>Actual:</i> \$7,462.14				\$3,768.45		<b>\$11,230.59</b>				
<i>Performance Data:</i>		Crashes related to... <i>Alcohol Speed ITC</i>		<i>Enforce. Hours</i>	Safety Belt/Seat Citations <i>Adult Teen Child</i>			CMV Citations <i>HMV Seatbelt Speed</i>		Other Citations/Arrests <i>Speed DWI DUI Minor ITC HMV Citations Arrests</i>			PI&E Materials <i>Prod. Dist.</i>		<i>Comm. Events</i>	<i>Present ations</i>	<i>Media Exp.</i>

**Project Cross-Reference by Task**

Enforcement Projects													
Organization / Project Number	PA	Fund	Source	Federal Funds	State Funding	Prog. Income	Local Match	Project Total					
TRF-TS IDM STEP													Group Project
City of Dallas - Police Department	K8	410	K8	Planned:	\$99,983.85		\$45,255.19	<b>\$145,239.04</b>					
2010-Dallas-STEP IDM-00010				Actual:	\$96,973.63		\$43,892.68	<b>\$140,866.31</b>					
<i>Performance Data:</i>	Crashes related to...	Enforce.	Safety Belt/Seat Citations	CMV Citations	Other Citations/Arrests			PI&E Materials	Comm.	Present	Media		
	Alcohol Speed ITC	Hours	Adult Teen Child	HMV Seatbelt Speed	Speed	DWI DUI Minor ITC	HMV Citations Arrests	Prod. Dist.	Events	ations	Exp.		
City of Houston - Police Department	K8	410	K8	Planned:	\$200,000.00		\$77,104.70	<b>\$277,104.70</b>					
2010-HoustonPD-STEP IDM-00009				Actual:	\$193,557.64		\$78,580.03	<b>\$272,137.67</b>					
<i>Performance Data:</i>	Crashes related to...	Enforce.	Safety Belt/Seat Citations	CMV Citations	Other Citations/Arrests			PI&E Materials	Comm.	Present	Media		
	Alcohol Speed ITC	Hours	Adult Teen Child	HMV Seatbelt Speed	Speed	DWI DUI Minor ITC	HMV Citations Arrests	Prod. Dist.	Events	ations	Exp.		
City of Tyler	K8	410	K8	Planned:	\$9,879.00		\$3,459.39	<b>\$13,338.39</b>					
2010-Tyler PD-STEP IDM-00008				Actual:	\$8,450.33		\$2,700.00	<b>\$11,150.33</b>					
<i>Performance Data:</i>	Crashes related to...	Enforce.	Safety Belt/Seat Citations	CMV Citations	Other Citations/Arrests			PI&E Materials	Comm.	Present	Media		
	Alcohol Speed ITC	Hours	Adult Teen Child	HMV Seatbelt Speed	Speed	DWI DUI Minor ITC	HMV Citations Arrests	Prod. Dist.	Events	ations	Exp.		
City of Brownsville - Police Department	K8	410	K8	Planned:	\$14,785.57		\$4,969.33	<b>\$19,754.90</b>					
2010-BrownsPD-STEP IDM-00018				Actual:	\$14,745.57		\$5,010.34	<b>\$19,755.91</b>					
<i>Performance Data:</i>	Crashes related to...	Enforce.	Safety Belt/Seat Citations	CMV Citations	Other Citations/Arrests			PI&E Materials	Comm.	Present	Media		
	Alcohol Speed ITC	Hours	Adult Teen Child	HMV Seatbelt Speed	Speed	DWI DUI Minor ITC	HMV Citations Arrests	Prod. Dist.	Events	ations	Exp.		
City of Denton	K8	410	K8	Planned:	\$12,992.00		\$4,637.84	<b>\$17,629.84</b>					
2010-DentonPD-STEP IDM-00015				Actual:	\$12,768.38		\$4,997.81	<b>\$17,766.19</b>					
<i>Performance Data:</i>	Crashes related to...	Enforce.	Safety Belt/Seat Citations	CMV Citations	Other Citations/Arrests			PI&E Materials	Comm.	Present	Media		
	Alcohol Speed ITC	Hours	Adult Teen Child	HMV Seatbelt Speed	Speed	DWI DUI Minor ITC	HMV Citations Arrests	Prod. Dist.	Events	ations	Exp.		
City of Lewisville	K8	410	K8	Planned:	\$8,115.95		\$2,705.50	<b>\$10,821.45</b>					
2010-LewisvPD-STEP IDM-00014				Actual:	\$8,115.95		\$2,705.50	<b>\$10,821.45</b>					
<i>Performance Data:</i>	Crashes related to...	Enforce.	Safety Belt/Seat Citations	CMV Citations	Other Citations/Arrests			PI&E Materials	Comm.	Present	Media		
	Alcohol Speed ITC	Hours	Adult Teen Child	HMV Seatbelt Speed	Speed	DWI DUI Minor ITC	HMV Citations Arrests	Prod. Dist.	Events	ations	Exp.		

**Project Cross-Reference by Task**

Enforcement Projects																	
Organization / Project Number	PA	Fund	Source	Federal Funds			State Funding		Prog. Income	Local Match	Project Total						
TRF-TS IDM STEP													Group Project				
City of Irving	K8	410	K8	Planned: \$16,974.00						\$5,683.31	\$22,657.31						
2010-Irving-STEP IDM-00016				Actual: \$16,462.70						\$6,241.48	\$22,704.18						
<i>Performance Data:</i>	Crashes related to...	Enforce.	Safety Belt/Seat Citations	CMV Citations	Other Citations/Arrests			Other	Other	PI&E Materials	Comm.	Present	Media				
	Alcohol Speed ITC	Hours	Adult Teen Child	HMV Seatbelt Speed	Speed	DWI	DUI	Minor	ITC	HMV	Citations	Arrests	Prod.	Dist.	Events	ations	Exp.
City of Austin - Police Department	K8	410	K8	Planned: \$45,000.00						\$14,999.58	\$59,999.58						
2010-AustinPD-STEP IDM-00003				Actual: \$45,000.00						\$15,829.37	\$60,829.37						
<i>Performance Data:</i>	Crashes related to...	Enforce.	Safety Belt/Seat Citations	CMV Citations	Other Citations/Arrests			Other	Other	PI&E Materials	Comm.	Present	Media				
	Alcohol Speed ITC	Hours	Adult Teen Child	HMV Seatbelt Speed	Speed	DWI	DUI	Minor	ITC	HMV	Citations	Arrests	Prod.	Dist.	Events	ations	Exp.
City of McAllen Police Department	K8	410	K8	Planned: \$13,000.00						\$4,390.00	\$17,390.00						
2010-McAllenPD-STEP IDM-00002				Actual: \$13,000.00						\$5,975.33	\$18,975.33						
<i>Performance Data:</i>	Crashes related to...	Enforce.	Safety Belt/Seat Citations	CMV Citations	Other Citations/Arrests			Other	Other	PI&E Materials	Comm.	Present	Media				
	Alcohol Speed ITC	Hours	Adult Teen Child	HMV Seatbelt Speed	Speed	DWI	DUI	Minor	ITC	HMV	Citations	Arrests	Prod.	Dist.	Events	ations	Exp.
Montgomery County Sherrifs Office	K8	410	K8	Planned: \$16,074.08						\$5,862.65	\$21,936.73						
2010-MontgoSO-STEP IDM-00001				Actual: \$15,112.48						\$5,513.26	\$20,625.74						
<i>Performance Data:</i>	Crashes related to...	Enforce.	Safety Belt/Seat Citations	CMV Citations	Other Citations/Arrests			Other	Other	PI&E Materials	Comm.	Present	Media				
	Alcohol Speed ITC	Hours	Adult Teen Child	HMV Seatbelt Speed	Speed	DWI	DUI	Minor	ITC	HMV	Citations	Arrests	Prod.	Dist.	Events	ations	Exp.
City of Corpus Christi Police Department	K8	410	K8	Planned: \$14,999.80						\$6,693.25	\$21,693.05						
2010-CorpusPD-STEP IDM-00017				Actual: \$11,035.34						\$4,352.26	\$15,387.60						
<i>Performance Data:</i>	Crashes related to...	Enforce.	Safety Belt/Seat Citations	CMV Citations	Other Citations/Arrests			Other	Other	PI&E Materials	Comm.	Present	Media				
	Alcohol Speed ITC	Hours	Adult Teen Child	HMV Seatbelt Speed	Speed	DWI	DUI	Minor	ITC	HMV	Citations	Arrests	Prod.	Dist.	Events	ations	Exp.
City of Amarillo Police Department	K8	410	K8	Planned: \$24,999.75						\$8,333.25	\$33,333.00						
2010-AmarilloPD-STEP IDM-00019				Actual: \$10,956.56						\$4,176.51	\$15,133.07						
<i>Performance Data:</i>	Crashes related to...	Enforce.	Safety Belt/Seat Citations	CMV Citations	Other Citations/Arrests			Other	Other	PI&E Materials	Comm.	Present	Media				
	Alcohol Speed ITC	Hours	Adult Teen Child	HMV Seatbelt Speed	Speed	DWI	DUI	Minor	ITC	HMV	Citations	Arrests	Prod.	Dist.	Events	ations	Exp.

**Project Cross-Reference by Task**

<b>Enforcement Projects</b>													
Organization / Project Number	PA	Fund	Source	Federal Funds	State Funding	Prog. Income	Local Match	Project Total					
<b>TRF-TS IDM STEP</b>													<b>Group Project</b>
City of Killeen - Police Department Headquarters 2010-KilleenPD-STEP IDM-00020	K8	410	K8	Planned: \$11,978.57 Actual: \$9,437.83			\$4,045.39 \$8,038.21	<b>\$16,023.96</b> <b>\$17,476.04</b>					
<i>Performance Data:</i>	Crashes related to... Alcohol Speed ITC	Enforce. Hours	Safety Belt/Seat Citations Adult Teen Child	CMV Citations HMV Seatbelt Speed	Other Citations/Arrests Speed DWI DUI Minor ITC HMV Citations Arrests			PI&E Materials Prod. Dist.	Comm. Events	Present ations	Media Exp.		
City of San Antonio - Police Department 2010-SanAntPD-STEP IDM-00007	K8	410	K8	Planned: \$100,000.00 Actual: \$92,876.21			\$35,428.63 \$49,793.35	<b>\$135,428.63</b> <b>\$142,669.56</b>					
<i>Performance Data:</i>	Crashes related to... Alcohol Speed ITC	Enforce. Hours	Safety Belt/Seat Citations Adult Teen Child	CMV Citations HMV Seatbelt Speed	Other Citations/Arrests Speed DWI DUI Minor ITC HMV Citations Arrests			PI&E Materials Prod. Dist.	Comm. Events	Present ations	Media Exp.		
<b>TRF-TS IDM STEP Subtotals</b>	# of Projects: 20 20			Planned: \$691,238.04 Actual: \$603,978.92			\$259,633.63 \$259,628.37	<b>\$950,871.67</b> <b>\$863,607.29</b>					
<i>Performance Data Summary:</i>	Crashes related to... Alcohol Speed ITC	Enforce. Hours	Safety Belt/Seat Citations Adult Teen Child	CMV Citations HMV Seatbelt Speed	Other Citations/Arrests Speed DWI DUI Minor ITC HMV Citations Arrests			PI&E Materials Prod. Dist.	Comm. Events	Present ations	Media Exp.		

	Federal Funds	State Funding	Prog. Income	Local Match	Project Total
<b>Enforcement Task Summary</b>					
# Projects: 213	Planned: \$15,095,976.14			\$7,092,055.55	\$22,188,031.69
213	Actual: \$13,755,237.84			\$7,256,225.21	\$21,011,463.05

**Project Cross-Reference by Task**

**Evaluation Projects**

<i>Organization / Project Number</i>	<i>PA</i>	<i>Fund</i>	<i>Source</i>		<i>Federal Funds</i>	<i>State Funding</i>	<i>Prog. Income</i>	<i>Local Match</i>	<i>Project Total</i>
Baylor College of Medicine 2010-BaylorCM-G-SYG-0101	TR	402	TR		<i>Planned:</i> \$73,633.28 <i>Actual:</i> \$69,275.01			\$12,117.08 \$12,833.50	<b>\$85,750.36</b> <b>\$82,108.51</b>
Texas Center for the Judiciary 2010-TCJ-G-MYG-Yr2-0079	AL	410	K8		<i>Planned:</i> \$939,225.83 <i>Actual:</i> \$767,327.03			\$328,266.34 \$386,734.01	<b>\$1,267,492.17</b> <b>\$1,154,061.04</b>
Texas Transportation Institute 2010-TTI-G-MYG-Yr1-0011	OP	406	K4OP		<i>Planned:</i> \$304,344.71 <i>Actual:</i> \$280,981.76			\$34,125.05 \$31,573.40	<b>\$338,469.76</b> <b>\$312,555.16</b>
Texas Transportation Institute 2010-TTI-G-MYG-Yr1-0042	AL	410	K8		<i>Planned:</i> \$76,007.89 <i>Actual:</i> \$75,732.77			\$8,487.88 \$8,473.29	<b>\$84,495.77</b> <b>\$84,206.06</b>
Texas Transportation Institute 2010-TTI-G-MYG-Yr2-0209	OP	406	K4OP		<i>Planned:</i> \$78,122.52 <i>Actual:</i> \$62,371.76			\$8,970.89 \$7,195.51	<b>\$87,093.41</b> <b>\$69,567.27</b>
Texas Transportation Institute 2010-TTI-G-SYG-0040	AL	410	K8		<i>Planned:</i> \$46,456.33 <i>Actual:</i> \$41,151.35			\$5,180.37 \$4,599.42	<b>\$51,636.70</b> <b>\$45,750.77</b>
Texas Transportation Institute 2010-TTI-G-SYG-0065	OP	406	K4OP		<i>Planned:</i> \$80,000.00 <i>Actual:</i> \$77,002.82			\$8,922.72 \$8,593.17	<b>\$88,922.72</b> <b>\$85,595.99</b>
Texas Transportation Institute 2010-TTI-G-SYG-0069	PA	402	PA		<i>Planned:</i> \$68,804.01 <i>Actual:</i> \$66,328.26			\$7,712.34 \$7,466.50	<b>\$76,516.35</b> <b>\$73,794.76</b>
Texas Transportation Institute 2010-TTI-G-SYG-0321	DE	406	K4DE		<i>Planned:</i> \$45,090.73 <i>Actual:</i> \$41,385.34			\$5,035.83 \$4,624.82	<b>\$50,126.56</b> <b>\$46,010.16</b>

					<i>Federal Funds</i>	<i>State Funding</i>	<i>Prog. Income</i>	<i>Local Match</i>	<i>Project Total</i>
<b>Evaluation Task Summary</b>				<i># Projects:</i> 9	<i>Planned:</i> \$1,711,685.30			\$418,818.50	<b>\$2,130,503.80</b>
				9	<i>Actual:</i> \$1,481,556.10			\$472,093.62	<b>\$1,953,649.72</b>



**Project Cross-Reference by Task**

**Program Management Projects**

Organization / Project Number	PA	Fund	Source	Federal Funds	State Funding	Prog. Income	Local Match	Project Total
Cambridge Systematics, Inc Traffic Records Support Project	TR	408	K9	<i>Planned:</i> \$50,000.00 <i>Actual:</i> \$31,254.29				<b>\$50,000.00</b> <b>\$31,254.29</b>
Texas Department of State Health Services - ISG 2010-TDSHS-IS-G-MYG-Yr1-0084	TR	408	K9	<i>Planned:</i> \$337,022.78 <i>Actual:</i> \$164,678.26			\$543,934.18 \$262,918.52	<b>\$880,956.96</b> <b>\$427,596.78</b>
Texas Department of Transportation 2010-TxDOT, T-G-SYG-0147	TR	402	TR	<i>Planned:</i> <i>Actual:</i>	\$66,000.00 \$80,320.29			<b>\$66,000.00</b> <b>\$80,320.29</b>
Texas Department of Transportation 2010-TxDOT, T-G-SYG-0306	TR	408	K9	<i>Planned:</i> \$1,878,180.00 <i>Actual:</i> \$1,456,946.70				<b>\$1,260,985.00</b> <b>\$1,456,946.70</b>
Texas Department of Transportation TRF-TS Traffic Safety Program Management Services	PA	406	K4PA	<i>Planned:</i> \$450,000.00 <i>Actual:</i>				<b>\$450,000.00</b>
Texas Transportation Institute 2010-TTI-G-MYG-Yr1-0183	AL	410	K8	<i>Planned:</i> \$91,480.46 <i>Actual:</i> \$68,601.48			\$10,270.77 \$7,767.58	<b>\$101,751.23</b> <b>\$76,369.06</b>
Texas Transportation Institute 2010-TTI-G-MYG-Yr2-0223	AL	410	K8	<i>Planned:</i> \$39,458.26 <i>Actual:</i> \$39,454.69			\$4,424.75 \$4,424.63	<b>\$43,883.01</b> <b>\$43,879.32</b>
Texas Transportation Institute 2010-TTI-G-MYG-Yr2-0254	SA	402	SA	<i>Planned:</i> \$196,925.33 <i>Actual:</i> \$122,628.57			\$21,996.08 \$13,764.53	<b>\$218,921.41</b> <b>\$136,393.10</b>
Texas Transportation Institute 2010-TTI-G-SYG-0063	MC	402	MC	<i>Planned:</i> \$43,341.24 <i>Actual:</i> \$42,274.14			\$4,847.11 \$4,729.98	<b>\$48,188.35</b> <b>\$47,004.12</b>
Texas Transportation Institute 2010-TTI-G-SYG-0166	PA	402	PA	<i>Planned:</i> \$57,350.18 <i>Actual:</i> \$53,461.85			\$6,399.40 \$6,023.82	<b>\$63,749.58</b> <b>\$59,485.67</b>

**TRF-TS Crash Records/Data Analysis Operations and CRIS** **Group Project**

TxDOT-TRFTS 2010-TxDOT-TR-G-SYG-0300	K9	408	K9	<i>Planned:</i> \$159,000.00 <i>Actual:</i> \$157,723.12				<b>\$159,000.00</b> <b>\$157,723.12</b>
Texas Department of Transportation 2010-TxDOT, T-G-SYG-0307	K9	408	K9	<i>Planned:</i> <i>Actual:</i>	\$750,000.00 \$749,999.92			<b>\$750,000.00</b> <b>\$749,999.92</b>
Texas Department of Transportation 2010-TxDOT, T-G-SYG-0146	K9	408	K9	<i>Planned:</i> <i>Actual:</i>	\$650,000.00 \$532,185.21			<b>\$650,000.00</b> <b>\$532,185.21</b>
Texas Department of Transportation 2010-TxDOT, T-G-SYG-0159	K9	408	K9	<i>Planned:</i> <i>Actual:</i>	\$145,000.00 \$158,760.72			<b>\$145,000.00</b> <b>\$158,760.72</b>
TxDOT-TRFTS 2010-TxDOT-TR-G-SYG-0301	K9	408	K9	<i>Planned:</i> <i>Actual:</i>	\$2,900,000.00 \$2,622,161.06			<b>\$2,900,000.00</b> <b>\$2,622,161.06</b>

**Project Cross-Reference by Task**

**Program Management Projects**

Organization / Project Number	PA	Fund	Source	Federal Funds	State Funding	Prog. Income	Local Match	Project Total
<b>TRF-TS Crash Records/Data Analysis Operations and CRIS</b>								<b>Group Project</b>
<b>TRF-TS Crash Records/Data Analysis Operations and CRIS Subtotals</b>	# of Projects: 5			<b>Planned:</b>	\$159,000.00	\$4,445,000.00		<b>\$4,604,000.00</b>
	5			<b>Actual:</b>	\$157,723.12	\$4,063,106.91		<b>\$4,220,830.03</b>

Performance Data Summary:

Crashes related to...			Enforce.	Safety Belt/Seat Citations			CMV Citations			Other Citations/Arrests				PI&E Materials		Comm.	Present	Media				
Alcohol	Speed	ITC	Hours	Adult	Teen	Child	HMV	Seatbelt	Speed	Speed	DWI	DUI	Minor	ITC	HMV	Citations	Arrests	Prod.	Dist.	Events	ations	Exp.

**TRF-TS Electronic Grants System (eGrants)**

**Group Project**

Agate Software, Inc. TRF-TS eGrants Annual Maintenance	PA	402	PA	<b>Planned:</b>		\$50,000.00																	<b>\$50,000.00</b>
				<b>Actual:</b>		\$50,000.00																	<b>\$50,000.00</b>
Rhyan Technologies TRF-TS eGrants Business Analysis	PA	402	PA	<b>Planned:</b>	\$247,520.00																		<b>\$247,520.00</b>
				<b>Actual:</b>	\$224,393.00																		<b>\$224,393.00</b>
NF Consulting Services TRF-TS eGrants Project Management	PA	402	PA	<b>Planned:</b>		\$250,000.00																	<b>\$250,000.00</b>
				<b>Actual:</b>		\$161,007.98																	<b>\$161,007.98</b>
Agate Software, Inc. TRF-TS eGrants Development	PA	402	PA	<b>Planned:</b>	\$75,000.00																		<b>\$75,000.00</b>
				<b>Actual:</b>	\$45,500.00																		<b>\$45,500.00</b>

**TRF-TS Electronic Grants System (eGrants) Subtotals**

# of Projects: 4  
4

**Planned:** \$322,520.00 \$300,000.00 **\$622,520.00**  
**Actual:** \$269,893.00 \$211,007.98 **\$480,900.98**

Performance Data Summary:

Crashes related to...			Enforce.	Safety Belt/Seat Citations			CMV Citations			Other Citations/Arrests				PI&E Materials		Comm.	Present	Media				
Alcohol	Speed	ITC	Hours	Adult	Teen	Child	HMV	Seatbelt	Speed	Speed	DWI	DUI	Minor	ITC	HMV	Citations	Arrests	Prod.	Dist.	Events	ations	Exp.

**Project Cross-Reference by Task**

<b>Program Management Projects</b>									
<i>Organization / Project Number</i>	<i>PA</i>	<i>Fund</i>	<i>Source</i>		<i>Federal Funds</i>	<i>State Funding</i>	<i>Prog. Income</i>	<i>Local Match</i>	<i>Project Total</i>
<b>TRF-TS Traffic Safety Program</b>									
<b>Group Project</b>									
TxDOT-Ft. Worth 2010-Tx-FTW-G-SYG-0285	PA	402	PA		<i>Planned:</i>				
					<i>Actual:</i>	\$74,671.99			<b>\$74,671.99</b>
TxDOT-Atlanta 2010-Tx-ATL-G-SYG-0276	PA	402	PA		<i>Planned:</i>				
					<i>Actual:</i>	\$41,044.98			<b>\$41,044.98</b>
TxDOT-Austin 2010-Tx-AUS-G-SYG-0277	PA	402	PA		<i>Planned:</i>				
					<i>Actual:</i>	\$96,037.47			<b>\$96,037.47</b>
TxDOT-Houston 2010-Tx-HOU-G-SYG-0286	PA	402	PA		<i>Planned:</i>				
					<i>Actual:</i>	\$124,420.93			<b>\$124,420.93</b>
TxDOT-Brownwood 2010-Tx-BWD-G-SYG-0279	PA	402	PA		<i>Planned:</i>				
					<i>Actual:</i>	\$9,873.65			<b>\$9,873.65</b>
TxDOT-Bryan 2010-Tx-BRY-G-SYG-0281	PA	402	PA		<i>Planned:</i>				
					<i>Actual:</i>	\$39,281.55			<b>\$39,281.55</b>
TxDOT-Amarillo 2010-Tx-AMA-G-SYG-0275	PA	402	PA		<i>Planned:</i>				
					<i>Actual:</i>	\$82,653.22			<b>\$82,653.22</b>
TxDOT-CorpusChristi 2010-Tx-CRP-G-SYG-0283	PA	402	PA		<i>Planned:</i>				
					<i>Actual:</i>	\$27,221.48			<b>\$27,221.48</b>
TxDOT-Wichita Falls 2010-Tx-WFS-G-SYG-0298	PA	402	PA		<i>Planned:</i>				
					<i>Actual:</i>	\$73,548.58			<b>\$73,548.58</b>
TxDOT-Beaumont 2010-Tx-BMT-G-SYG-0278	PA	402	PA		<i>Planned:</i>				
					<i>Actual:</i>	\$36,086.29			<b>\$36,086.29</b>
TxDOT-Childress 2010-Tx-CHS-G-SYG-0282	PA	402	PA		<i>Planned:</i>				
					<i>Actual:</i>	\$8,621.33			<b>\$8,621.33</b>
TxDOT-Abilene 2010-Tx-ABL-G-SYG-0274	PA	402	PA		<i>Planned:</i>				
					<i>Actual:</i>	\$3,976.96			<b>\$3,976.96</b>
TxDOT-El Paso 2010-Tx-ELP-G-SYG-0280	PA	402	PA		<i>Planned:</i>				
					<i>Actual:</i>	\$62,359.48			<b>\$62,359.48</b>

**Project Cross-Reference by Task**

**Program Management Projects**

<i>Organization / Project Number</i>	<i>PA</i>	<i>Fund</i>	<i>Source</i>	<i>Federal Funds</i>	<i>State Funding</i>	<i>Prog. Income</i>	<i>Local Match</i>	<i>Project Total</i>
<b>TRF-TS Traffic Safety Program</b>								
<b>Group Project</b>								
TxDOT-Yoakum 2010-Tx-YKM-G-SYG-0299	PA	402	PA	<i>Planned:</i>				
				<i>Actual:</i>	\$23,832.46			<b>\$23,832.46</b>
TxDOT-Dallas 2010-Tx-DAL-G-SYG-0284	PA	402	PA	<i>Planned:</i>				
				<i>Actual:</i>	\$82,024.31			<b>\$82,024.31</b>
TxDOT-TRFTS 2010-TxDOT-TR-G-SYG-0296	PA	402	PA	<i>Planned:</i>	\$2,295,500.00			<b>\$2,295,500.00</b>
				<i>Actual:</i>	\$1,207,941.87			<b>\$1,207,941.87</b>
TxDOT-Laredo 2010-Tx-LRD-G-SYG-0287	PA	402	PA	<i>Planned:</i>				
				<i>Actual:</i>	\$49,184.10			<b>\$49,184.10</b>
TxDOT-San Antonio 2010-Tx-SAT-G-SYG-0294	PA	402	PA	<i>Planned:</i>				
				<i>Actual:</i>	\$94,723.11			<b>\$94,723.11</b>
TxDOT-San Angelo 2010-Tx-SJT-G-SYG-0293	PA	402	PA	<i>Planned:</i>				
				<i>Actual:</i>	\$16,845.88			<b>\$16,845.88</b>
TxDOT-Pharr 2010-Tx-PHR-G-SYG-0292	PA	402	PA	<i>Planned:</i>				
				<i>Actual:</i>	\$77,964.19			<b>\$77,964.19</b>
TxDOT-Paris 2010-Tx-PAR-G-SYG-0291	PA	402	PA	<i>Planned:</i>				
				<i>Actual:</i>	\$22,800.47			<b>\$22,800.47</b>
TxDOT-Odessa 2010-Tx-ODA-G-SYG-0290	PA	402	PA	<i>Planned:</i>				
				<i>Actual:</i>	\$6,458.76			<b>\$6,458.76</b>
TxDOT-Lufkin 2010-Tx-LKF-G-SYG-0289	PA	402	PA	<i>Planned:</i>				
				<i>Actual:</i>	\$11,267.08			<b>\$11,267.08</b>
TxDOT-Lubbock 2010-Tx-LBB-G-SYG-0288	PA	402	PA	<i>Planned:</i>				
				<i>Actual:</i>	\$69,659.98			<b>\$69,659.98</b>
TxDOT-Waco 2010-Tx-WAC-G-SYG-0297	PA	402	PA	<i>Planned:</i>				
				<i>Actual:</i>	\$40,303.49			<b>\$40,303.49</b>
TxDOT-Tyler 2010-Tx-TYL-G-SYG-0295	PA	402	PA	<i>Planned:</i>				
				<i>Actual:</i>				

**Project Cross-Reference by Task**

**Program Management Projects**

Organization / Project Number	PA	Fund Source	Federal Funds	State Funding	Prog. Income	Local Match	Project Total															
<b>TRF-TS Traffic Safety Program</b>							<b>Group Project</b>															
<b>TRF-TS Traffic Safety Program Subtotals</b>		# of Projects: 26	Planned:	\$2,295,500.00			<b>\$2,295,500.00</b>															
		26	Actual:	\$2,382,803.61			<b>\$2,382,803.61</b>															
Performance Data Summary:	Crashes related to...		Enforce.		Safety Belt/Seat Citations		CMV Citations		Other Citations/Arrests			PI&E Materials		Comm. Present Media								
	Alcohol	Speed	ITC	Hours	Adult	Teen	Child	HMV	Seatbelt	Speed	Speed	DWI	DUI	Minor	ITC	HMV	Other Citations	Other Arrests	Prod.	Dist.	Events	ations

Program Management Task Summary	# Projects:	Planned:	Federal Funds	State Funding	Prog. Income	Local Match	Project Total
	45	\$3,625,278.25	\$3,625,278.25	\$6,764,048.00		\$591,872.29	\$10,364,003.54
	45	Actual:	\$2,406,916.10	\$6,737,238.79		\$299,629.06	\$9,443,783.95

**Project Cross-Reference by Task**

**PI&E Projects**

Organization / Project Number	PA	Fund	Source		Federal Funds	State Funding	Prog. Income	Local Match	Project Total
City of El Paso Police Department (Safe Communities) 2010-EIPasSC-G-SYG-0017	SA	402	SA		Planned: \$127,085.00			\$97,998.93	<b>\$225,083.93</b>
					Actual: \$124,390.76			\$114,896.05	<b>\$239,286.81</b>
City of Lubbock Parks & Recreation 2010-LubbockP-G-SYG-0204	DE	406	K4DE		Planned: \$34,724.00			\$30,674.00	<b>\$65,398.00</b>
					Actual: \$26,581.47			\$25,011.14	<b>\$51,592.61</b>
Hillcrest Baptist Medical Center-HHS 2010-HHS-G-SYG-0012	OP	406	K4OP		Planned: \$193,784.35			\$77,191.32	<b>\$270,975.67</b>
					Actual: \$191,855.33			\$134,110.99	<b>\$325,966.32</b>
Hillcrest Baptist Medical Center-HHS 2010-HHS-G-SYG-0250	PS	402	PS		Planned: \$93,959.14			\$40,296.66	<b>\$134,255.80</b>
					Actual: \$71,338.41			\$34,459.56	<b>\$105,797.97</b>
Hillcrest Baptist Medical Center-Hillcrest 2010-Hillcres-G-SYG-0031	AL	410	K8		Planned: \$195,786.90			\$70,058.25	<b>\$265,845.15</b>
					Actual: \$183,124.45			\$103,423.55	<b>\$286,548.00</b>
Injury Prevention Center of Greater Dallas 2010-IPCOGD-G-MYG-Yr2-0248	SA	402	SA		Planned: \$81,933.73			\$15,275.20	<b>\$97,208.93</b>
					Actual: \$81,933.68			\$20,953.34	<b>\$102,887.02</b>
Mothers Against Drunk Driving, National Office 2010-MADD-G-SYG-0248	AL	410	K8		Planned: \$249,678.44			\$93,534.27	<b>\$343,212.71</b>
					Actual: \$197,251.08			\$713,907.91	<b>\$911,158.99</b>
National Safety Council 2010-NSC-G-MYG-Yr2-0006	AL	402	AL		Planned: \$338,804.64			\$55,948.19	<b>\$394,752.83</b>
					Actual: \$337,448.64			\$62,081.00	<b>\$399,529.64</b>
San Antonio - Bexar County Metropolitan Planning O 2010-SanAnton-G-SYG-0222	PS	402	PS		Planned: \$8,500.00			\$1,497.50	<b>\$9,997.50</b>
					Actual: \$8,500.00			\$1,497.50	<b>\$9,997.50</b>
Scott and White Memorial Hospital 2010-ScottWhi-G-MYG-Yr2-0272	OP	406	K4OP		Planned: \$56,308.00			\$7,100.00	<b>\$63,408.00</b>
					Actual: \$50,684.76			\$24,933.44	<b>\$75,618.20</b>
Sherry Matthews Advocacy Marketing 2010-SMAM-G-MYG-Yr2-0236	DE	406	K4DE		Planned: \$231,800.00			\$57,950.00	<b>\$289,750.00</b>
					Actual:				
Sherry Matthews Advocacy Marketing 2010-SMAM-G-SYG-0133	AL	410	K8		Planned: \$1,452,695.00			\$1,452,695.00	<b>\$2,905,390.00</b>
					Actual: \$1,371,120.11			\$2,168,197.95	<b>\$3,539,318.06</b>
Sherry Matthews Advocacy Marketing 2010-SMAM-G-SYG-0136	AL	410	K8		Planned: \$263,330.00			\$46,470.00	<b>\$309,800.00</b>
					Actual: \$263,329.91			\$181,384.63	<b>\$444,714.54</b>
Sherry Matthews Advocacy Marketing 2010-SMAM-G-SYG-0139	AL	402	AL		Planned: \$583,900.00			\$583,900.00	<b>\$1,167,800.00</b>
					Actual: \$34,452.10			\$1,325,733.90	<b>\$1,360,186.00</b>
Sherry Matthews Advocacy Marketing 2010-SMAM-G-SYG-0315	AL	410	K8		Planned: \$673,180.00			\$74,798.00	<b>\$747,978.00</b>
					Actual: \$671,847.06			\$96,421.31	<b>\$768,268.37</b>
Sherry Matthews Advocacy Marketing 2010-SMAM-G-SYG-0325	OP	405	K2PM		Planned: \$800,000.00			\$2,000,000.00	<b>\$2,800,000.00</b>
					Actual: \$800,000.00			\$6,266,142.41	<b>\$7,066,142.41</b>
Sherry Matthews Advocacy Marketing 2010-SMAM-G-SYG-0326	OP	406	K4OP		Planned: \$1,400,000.00			\$400,000.00	<b>\$1,800,000.00</b>
					Actual: \$1,394,595.59			\$498,463.12	<b>\$1,893,058.71</b>

**Project Cross-Reference by Task**

**PI&E Projects**

Organization / Project Number	PA	Fund	Source	Federal Funds	State Funding	Prog. Income	Local Match	Project Total
Sherry Matthews Advocacy Marketing 2010-SMAM-G-SYG-0327	AL	410	K8	Planned: \$1,600,000.00 Actual: \$1,528,491.31			\$2,400,000.00 \$5,003,865.35	<b>\$4,000,000.00</b> <b>\$6,532,356.66</b>
Texans In Motion 2010-TIM-G-MYG-Yr2-0262	OP	402	OP	Planned: \$157,834.93 Actual: \$136,906.80			\$49,473.00 \$86,566.58	<b>\$207,307.93</b> <b>\$223,473.38</b>
Texas A&M University-Corpus Christi 2010-TAMUCC-G-MYG-Yr2-0300	SA	402	SA	Planned: \$100,511.52 Actual: \$100,511.52			\$19,577.32 \$20,749.50	<b>\$120,088.84</b> <b>\$121,261.02</b>
Texas AgriLife Extension Service 2010-Texas Ag-G-MYG-Yr2-0136	OP	405	K2	Planned: \$252,411.03 Actual: \$248,606.71			\$110,135.11 \$259,773.92	<b>\$362,546.14</b> <b>\$508,380.63</b>
Texas AgriLife Extension Service 2010-Texas Ag-G-SYG-0055	SA	402	SA	Planned: \$37,184.49 Actual: \$33,653.65			\$9,135.00 \$11,484.39	<b>\$46,319.49</b> <b>\$45,138.04</b>
Texas Alcoholic Beverage Commission 2010-TABC-G-SYG-0241	AL	410	K8	Planned: \$54,041.50 Actual: \$41,645.88			\$22,513.57 \$57,516.17	<b>\$76,555.07</b> <b>\$99,162.05</b>
Texas Children's Hospital 2010-TCH-G-SYG-0215	OP	402	OP	Planned: \$150,090.89 Actual: \$134,582.22		\$10,000.00	\$148,068.11 \$291,438.31	<b>\$308,159.00</b> <b>\$426,020.53</b>
Texas Children's Hospital 2010-TCH-G-SYG-0216	PS	402	PS	Planned: \$98,416.67 Actual: \$91,273.08			\$50,809.54 \$52,346.48	<b>\$149,226.21</b> <b>\$143,619.56</b>
Texas Department of State Health Services 2010-TDSHS-G-MYG-Yr1-0114	OP	405	K2	Planned: \$1,100,000.00 Actual: \$1,045,517.45			\$739,498.00 \$996,973.00	<b>\$1,839,498.00</b> <b>\$2,042,490.45</b>
Texas Department of Transportation TRF-TS Motorcycle Safety Campaign	MC	2010	K6	Planned: \$738,767.00 Actual:				<b>\$738,767.00</b>
Texas Education Agency 2010-TEA-G-MYG-Yr2-0125	DE	402	DE	Planned: \$55,100.00 Actual: \$55,100.00			\$8,657.50 \$8,741.10	<b>\$63,757.50</b> <b>\$63,841.10</b>
Texas Municipal Courts Education Center 2010-TMCEC-G-MYG-Yr2-0290	DE	406	K4DE	Planned: \$271,874.00 Actual: \$262,382.45			\$56,273.12 \$80,404.20	<b>\$328,147.12</b> <b>\$342,786.65</b>
Texas Municipal Courts Education Center 2010-TMCEC-G-MYG-Yr2-0292	AL	402	AL	Planned: \$225,257.00 Actual: \$223,699.71		\$8,750.00	\$218,122.39 \$381,589.50	<b>\$452,129.39</b> <b>\$605,289.21</b>
Texas Transportation Institute 2010-TTI-G-MYG-Yr1-0045	AL	410	K8	Planned: \$58,163.22 Actual: \$54,725.39			\$6,478.63 \$7,023.11	<b>\$64,641.85</b> <b>\$61,748.50</b>
Texas Transportation Institute 2010-TTI-G-MYG-Yr2-0257	DE	402	DE	Planned: \$902,581.32 Actual: \$865,631.04			\$171,157.60 \$169,238.85	<b>\$1,073,738.92</b> <b>\$1,034,869.89</b>
Texas Transportation Institute 2010-TTI-G-SYG-0062	AL	410	K8	Planned: \$152,960.36 Actual: \$130,957.42			\$17,151.46 \$15,991.30	<b>\$170,111.82</b> <b>\$146,948.72</b>
ThinkStreet 2010-ThinkSt-G-MYG-Yr1-0203	AL	410	K8	Planned: \$855,054.00 Actual: \$839,064.92			\$121,821.25	<b>\$976,875.25</b> <b>\$839,064.92</b>

**Project Cross-Reference by Task**

<b>PI&amp;E Projects</b>									
<i>Organization / Project Number</i>	<i>PA</i>	<i>Fund</i>	<i>Source</i>		<i>Federal Funds</i>	<i>State Funding</i>	<i>Prog. Income</i>	<i>Local Match</i>	<i>Project Total</i>
ThinkStreet 2010-ThinkSt-G-SYG-0310	OP	406	K4OP		<i>Planned:</i> \$900,000.00 <i>Actual:</i> \$919,627.14			\$1,872,158.00 \$2,352,150.00	<b>\$2,772,158.00</b> <b>\$3,271,777.14</b>
ThinkStreet 2010-ThinkSt-G-SYG-0324	OP	2011	K3		<i>Planned:</i> \$300,000.00 <i>Actual:</i> \$296,803.91			\$1,204,928.00 \$1,621,782.00	<b>\$1,504,928.00</b> <b>\$1,918,585.91</b>
Travis County Attorney's UDPP 2010-Travis C-G-MYG-Yr2-0073	AL	410	K8		<i>Planned:</i> \$178,749.58 <i>Actual:</i> \$177,228.67			\$155,219.00 \$502,545.21	<b>\$333,968.58</b> <b>\$679,773.88</b>
University Medical Center of El Paso 2010-Thomason-G-SYG-0175	OP	402	OP		<i>Planned:</i> \$71,237.00 <i>Actual:</i> \$70,064.40			\$74,361.84 \$75,435.53	<b>\$145,598.84</b> <b>\$145,499.93</b>
<b>Project Celebration</b>									<b>Group Project</b>
TxDOT-Childress 2010-PC-Tx-CHS-00025	K8	410	K8		<i>Planned:</i> <i>Actual:</i>	\$6,250.00 \$5,275.00			<b>\$6,250.00</b> <b>\$5,275.00</b>
TxDOT-El Paso 2010-PC-Tx-ELP-00011	K8	410	K8		<i>Planned:</i> <i>Actual:</i>	\$7,000.00 \$7,000.00			<b>\$7,000.00</b> <b>\$7,000.00</b>
TxDOT-Houston 2010-PC-Tx-HOU-00001	K8	410	K8		<i>Planned:</i> <i>Actual:</i>	\$12,000.00 \$11,000.00			<b>\$12,000.00</b> <b>\$11,000.00</b>
TxDOT-Dallas 2010-PC-Tx-DAL-00002	K8	410	K8		<i>Planned:</i> <i>Actual:</i>	\$12,000.00 \$10,400.00			<b>\$12,000.00</b> <b>\$10,400.00</b>
TxDOT-Ft. Worth 2010-PC-Tx-FTW-00003	K8	410	K8		<i>Planned:</i> <i>Actual:</i>	\$11,250.00 \$10,125.00			<b>\$11,250.00</b> <b>\$10,125.00</b>
TxDOT-San Antonio 2010-PC-Tx-SAT-00004	K8	410	K8		<i>Planned:</i> <i>Actual:</i>	\$11,250.00 \$9,850.00			<b>\$11,250.00</b> <b>\$9,850.00</b>
TxDOT-Austin 2010-PC-Tx-AUS-00005	K8	410	K8		<i>Planned:</i> <i>Actual:</i>	\$10,000.00 \$8,200.00			<b>\$10,000.00</b> <b>\$8,200.00</b>
TxDOT-Waco 2010-PC-Tx-WAC-00006	K8	410	K8		<i>Planned:</i> <i>Actual:</i>	\$10,000.00 \$7,700.00			<b>\$10,000.00</b> <b>\$7,700.00</b>
TxDOT-Lubbock 2010-PC-Tx-LBB-00007	K8	410	K8		<i>Planned:</i> <i>Actual:</i>	\$10,000.00 \$9,300.00			<b>\$10,000.00</b> <b>\$9,300.00</b>



**Project Cross-Reference by Task**

<b>PI&amp;E Projects</b>									
<i>Organization / Project Number</i>	<i>PA</i>	<i>Fund</i>	<i>Source</i>		<i>Federal Funds</i>	<i>State Funding</i>	<i>Prog. Income</i>	<i>Local Match</i>	<i>Project Total</i>
<b>Project Celebration</b>									<b>Group Project</b>
TxDOT-Paris 2010-PC-Tx-PAR-00010	K8	410	K8		<i>Planned:</i>	\$7,500.00			<b>\$7,500.00</b>
					<i>Actual:</i>	\$5,825.00			<b>\$5,825.00</b>
TxDOT-Pharr 2010-PC-Tx-PHR-00009	K8	410	K8		<i>Planned:</i>	\$7,500.00			<b>\$7,500.00</b>
					<i>Actual:</i>	\$1,200.00			<b>\$1,200.00</b>
TxDOT-Beaumont 2010-PC-Tx-BMT-00012	K8	410	K8		<i>Planned:</i>	\$7,000.00			<b>\$7,000.00</b>
					<i>Actual:</i>	\$7,000.00			<b>\$7,000.00</b>
TxDOT-Brownwood 2010-PC-Tx-BWD-00020	K8	410	K8		<i>Planned:</i>	\$6,500.00			<b>\$6,500.00</b>
					<i>Actual:</i>	\$5,025.00			<b>\$5,025.00</b>
TxDOT-Laredo 2010-PC-Tx-LRD-00024	K8	410	K8		<i>Planned:</i>	\$6,250.00			<b>\$6,250.00</b>
					<i>Actual:</i>	\$2,400.00			<b>\$2,400.00</b>
TxDOT-Odessa 2010-PC-Tx-ODA-00023	K8	410	K8		<i>Planned:</i>	\$6,250.00			<b>\$6,250.00</b>
					<i>Actual:</i>	\$4,375.00			<b>\$4,375.00</b>
TxDOT-Tyler 2010-PC-Tx-TYL-00008	K8	410	K8		<i>Planned:</i>	\$9,000.00			<b>\$9,000.00</b>
					<i>Actual:</i>	\$5,500.00			<b>\$5,500.00</b>
TxDOT-Yoakum 2010-PC-Tx-YKM-00021	K8	410	K8		<i>Planned:</i>	\$6,500.00			<b>\$6,500.00</b>
					<i>Actual:</i>	\$5,400.00			<b>\$5,400.00</b>
TxDOT-CorpusChristi 2010-PC-Tx-CRP-00013	K8	410	K8		<i>Planned:</i>	\$7,000.00			<b>\$7,000.00</b>
					<i>Actual:</i>	\$6,300.00			<b>\$6,300.00</b>
TxDOT-Bryan 2010-PC-Tx-BRY-00019	K8	410	K8		<i>Planned:</i>	\$6,500.00			<b>\$6,500.00</b>
					<i>Actual:</i>	\$5,472.00			<b>\$5,472.00</b>
TxDOT-Abilene 2010-PC-Tx-ABL-00018	K8	410	K8		<i>Planned:</i>	\$6,500.00			<b>\$6,500.00</b>
					<i>Actual:</i>	\$6,300.00			<b>\$6,300.00</b>
TxDOT-Atlanta 2010-PC-Tx-ATL-00017	K8	410	K8		<i>Planned:</i>	\$6,500.00			<b>\$6,500.00</b>
					<i>Actual:</i>	\$5,505.00			<b>\$5,505.00</b>
TxDOT-Wichita Falls 2010-PC-Tx-WFS-00016	K8	410	K8		<i>Planned:</i>	\$7,000.00			<b>\$7,000.00</b>
					<i>Actual:</i>	\$6,600.00			<b>\$6,600.00</b>

**Project Cross-Reference by Task**

**PI&E Projects**

Organization / Project Number	PA	Fund	Source	Federal Funds	State Funding	Prog. Income	Local Match	Project Total				
<b>Project Celebration</b>												
TxDOT-Amarillo 2010-PC-Tx-AMA-00015	K8	410	K8	Planned:	\$7,000.00			<b>\$7,000.00</b>				
				Actual:	\$3,500.00			<b>\$3,500.00</b>				
TxDOT-Lufkin 2010-PC-Tx-LKF-00014	K8	410	K8	Planned:	\$7,000.00			<b>\$7,000.00</b>				
				Actual:	\$6,500.00			<b>\$6,500.00</b>				
TxDOT-San Angelo 2010-PC-Tx-SJT-00022	K8	410	K8	Planned:	\$6,250.00			<b>\$6,250.00</b>				
				Actual:	\$4,000.00			<b>\$4,000.00</b>				
<b>Project Celebration Subtotals</b>		# of Projects: 25		Planned:	\$200,000.00			<b>\$200,000.00</b>				
		25		Actual:	\$159,752.00			<b>\$159,752.00</b>				
<i>Performance Data Summary:</i>		Crashes related to...	Enforce.	Safety Belt/Seat Citations	CMV Citations	Other Citations/Arrests	Other	Other	PI&E Materials	Comm.	Present	Media
		Alcohol Speed ITC	Hours	Adult Teen Child	HMV Seatbelt Speed	Speed DWI DUI Minor ITC	HMV	Citations Arrests	Prod. Dist.	Events	ations	Exp.

**TRF-TS Driver Education & Behaviour - Local Events**

TxDOT-TRFTS 2010-TxDOT-TR-G-SYG-0314	DE	402	DE	Planned:	\$7,000.00			<b>\$7,000.00</b>				
				Actual:	\$6,972.50			<b>\$6,972.50</b>				
TxDOT-TRFTS 2010-TxDOT-TR-G-SYG-0313	DE	402	DE	Planned:	\$19,000.00			<b>\$19,000.00</b>				
				Actual:	\$18,724.45			<b>\$18,724.45</b>				
TxDOT-TRFTS 2010-TxDOT-TR-G-SYG-0312	DE	402	DE	Planned:	\$19,000.00			<b>\$19,000.00</b>				
				Actual:	\$19,274.00			<b>\$19,274.00</b>				
<b>TRF-TS Driver Education &amp; Behaviour - Local Events Subtotals</b>		# of Projects: 3		Planned:	\$45,000.00			<b>\$45,000.00</b>				
		3		Actual:	\$44,970.95			<b>\$44,970.95</b>				
<i>Performance Data Summary:</i>		Crashes related to...	Enforce.	Safety Belt/Seat Citations	CMV Citations	Other Citations/Arrests	Other	Other	PI&E Materials	Comm.	Present	Media
		Alcohol Speed ITC	Hours	Adult Teen Child	HMV Seatbelt Speed	Speed DWI DUI Minor ITC	HMV	Citations Arrests	Prod. Dist.	Events	ations	Exp.

**Project Cross-Reference by Task**

**PI&E Projects**

Organization / Project Number	PA	Fund	Source	Federal Funds	State Funding	Prog. Income	Local Match	Project Total				
<b>TRF-TS Driver Education &amp; Behaviour - Statewide Media</b>												
Sherry Matthews Advocacy Marketing 2010-SMAM-G-SYG-0309	DE	402	DE	Planned: \$1,494,962.00 Actual: \$1,934,313.89			\$166,107.00 \$266,264.77	<b>\$1,661,069.00</b> <b>\$2,200,578.66</b>				
ThinkStreet 2010-ThinkSt-G-SYG-0308	K4DE	406	K4DE	Planned: \$500,519.50 Actual: \$479,969.76			\$57,450.00	<b>\$557,969.50</b> <b>\$479,969.76</b>				
<b>TRF-TS Driver Education &amp; Behaviour - Statewide Media Subtotals</b>			# of Projects: 2 2	Planned: \$1,995,481.50 Actual: \$2,414,283.65			\$223,557.00 \$266,264.77	<b>\$2,219,038.50</b> <b>\$2,680,548.42</b>				
Performance Data Summary:	Crashes related to... Alcohol Speed ITC		Enforce. Hours	Safety Belt/Seat Citations Adult Teen Child	CMV Citations HMV Seatbelt Speed	Other Citations/Arrests Speed DWI DUI Minor ITC	Other Citations Arrests	Other Arrests	PI&E Materials Prod. Dist.	Comm. Events	Present ations	Media Exp.

PI&E Task Summary	# Projects:	Federal Funds	State Funding	Prog. Income	Local Match	Project Total
	68	Planned: \$15,045,703.71	\$2,240,481.50	\$18,750.00	\$12,784,482.76	\$30,089,417.97
	68	Actual: \$13,064,927.02	\$2,177,259.60		\$24,033,497.07	\$39,275,683.69

**Project Cross-Reference by Task**

**Training Projects**

<i>Organization / Project Number</i>	<i>PA</i>	<i>Fund</i>	<i>Source</i>		<i>Federal Funds</i>	<i>State Funding</i>	<i>Prog. Income</i>	<i>Local Match</i>	<i>Project Total</i>
Austin Independent School District 2010-AISD-G-SYG-0050	DE	402	DE		<i>Planned:</i> \$23,378.97 <i>Actual:</i> \$19,916.97			\$22,189.22 \$19,187.03	<b>\$45,568.19</b> <b>\$39,104.00</b>
Education Service Center, Region VI 2010-ESCVI-G-MYG-Yr1-0078	DE	406	K4DE		<i>Planned:</i> \$96,049.74 <i>Actual:</i> \$68,691.53			\$52,400.00 \$29,160.00	<b>\$148,449.74</b> <b>\$97,851.53</b>
Education Service Center, Region VI 2010-ESCVI-G-MYG-Yr2-0148	DE	406	K4DE		<i>Planned:</i> \$128,375.31 <i>Actual:</i> \$118,554.85			\$40,190.30 \$245,713.50	<b>\$168,565.61</b> <b>\$364,268.35</b>
Education Service Center, Region VI 2010-ESCVI-G-MYG-Yr2-0151	SB	402	SB		<i>Planned:</i> \$128,665.54 <i>Actual:</i> \$110,230.09			\$23,190.30 \$33,608.50	<b>\$151,855.84</b> <b>\$143,838.59</b>
Sam Houston State University 2010-SHSU-G-MYG-Yr2-0178	AL	410	K8		<i>Planned:</i> \$632,580.60 <i>Actual:</i> \$518,903.12		\$27,010.00	\$197,782.51 \$250,891.09	<b>\$857,373.11</b> <b>\$769,794.21</b>
Texas Association of Counties 2010-TAC-G-SYG-0252	AL	410	K8		<i>Planned:</i> \$341,642.92 <i>Actual:</i> \$241,514.85			\$185,968.00 \$195,592.00	<b>\$527,610.92</b> <b>\$437,106.85</b>
Texas Bicycle Coalition Education Fund 2010-TBC-G-SYG-0032	PS	402	PS		<i>Planned:</i> \$200,000.00 <i>Actual:</i> \$188,505.34			\$22,255.90 \$23,563.75	<b>\$222,255.90</b> <b>\$212,069.09</b>
Texas District and County Attorneys Association 2010-TDCAA-G-MYG-Yr2-0195	AL	410	K8		<i>Planned:</i> \$391,832.47 <i>Actual:</i> \$353,240.09			\$115,537.82 \$128,482.31	<b>\$507,370.29</b> <b>\$481,722.40</b>
Texas Education Agency 2010-TEA-G-MYG-Yr1-0168	DE	406	K4DE		<i>Planned:</i> \$285,556.00 <i>Actual:</i> \$205,000.00			\$33,500.00 \$27,541.29	<b>\$319,056.00</b> <b>\$232,541.29</b>
Texas Education Agency 2010-TEA-G-MYG-Yr2-0269	DE	406	K4DE		<i>Planned:</i> \$55,100.00 <i>Actual:</i> \$55,100.00			\$11,657.50 \$14,773.93	<b>\$66,757.50</b> <b>\$69,873.93</b>
Texas Engineering Extension Service - ESTI 2010-TEEXESTI-G-MYG-Yr2-0116	EM	402	EM		<i>Planned:</i> \$792,722.95 <i>Actual:</i> \$686,836.19			\$590,394.55 \$3,023,301.33	<b>\$1,383,117.50</b> <b>\$3,710,137.52</b>
Texas Engineering Extension Service - ITSI 2010-TEEXEUPW-G-SYG-0169	RS	402	RS		<i>Planned:</i> \$38,140.43 <i>Actual:</i> \$25,687.76			\$17,702.00 \$36,542.00	<b>\$55,842.43</b> <b>\$62,229.76</b>
Texas Engineering Extension Service - ITSI 2010-TEEXEUPW-G-SYG-0191	RS	402	RS		<i>Planned:</i> \$149,850.33 <i>Actual:</i> \$122,880.99			\$132,009.00 \$204,476.00	<b>\$281,859.33</b> <b>\$327,356.99</b>
Texas Engineering Extension Service - ITSI 2010-TEEXEUPW-G-SYG-0197	RS	402	RS		<i>Planned:</i> \$434,435.53 <i>Actual:</i> \$405,914.72			\$319,500.10 \$774,278.00	<b>\$753,935.63</b> <b>\$1,180,192.72</b>
Texas Engineering Extension Service - ITSI 2010-TEEXEUPW-G-SYG-0198	RS	402	RS		<i>Planned:</i> \$265,885.53 <i>Actual:</i> \$246,116.78			\$250,000.00 \$380,298.00	<b>\$515,885.53</b> <b>\$626,414.78</b>
Texas Justice Court Training Center 2010-TJCTC-G-MYG-Yr1-0026	AL	410	K8		<i>Planned:</i> \$303,811.35 <i>Actual:</i> \$206,338.42			\$61,690.75 \$80,230.02	<b>\$365,502.10</b> <b>\$286,568.44</b>
Texas Municipal Police Association 2010-TMPA-G-MYG-Yr1-0008	TR	408	K9		<i>Planned:</i> \$358,253.30 <i>Actual:</i> \$352,682.47			\$40,155.00 \$92,485.62	<b>\$398,408.30</b> <b>\$445,168.09</b>

**Project Cross-Reference by Task**

**Training Projects**

Organization / Project Number	PA	Fund	Source		Federal Funds	State Funding	Prog. Income	Local Match	Project Total
Texas Municipal Police Association 2010-TMPA-G-SYG-0176	AL	410	K8		<i>Planned:</i> \$291,587.05 <i>Actual:</i> \$280,637.75			\$97,097.24 \$113,001.01	<b>\$388,684.29</b> <b>\$393,638.76</b>
Texas Transportation Institute 2010-TTI-G-MYG-Yr1-0115	AL	410	K8		<i>Planned:</i> \$82,386.53 <i>Actual:</i> \$82,066.72			\$9,197.51 \$9,175.90	<b>\$91,584.04</b> <b>\$91,242.62</b>
Texas Transportation Institute 2010-TTI-G-MYG-Yr2-0065	AL	410	K8		<i>Planned:</i> \$96,233.72 <i>Actual:</i> \$86,588.57			\$10,823.24 \$9,816.68	<b>\$107,056.96</b> <b>\$96,405.25</b>
Texas Transportation Institute 2010-TTI-G-SYG-0064	MC	402	MC		<i>Planned:</i> \$177,886.64 <i>Actual:</i> \$165,793.54			\$19,945.15 \$18,616.15	<b>\$197,831.79</b> <b>\$184,409.69</b>
Texas Transportation Institute 2010-TTI-G-SYG-0074	PA	402	PA		<i>Planned:</i> \$81,664.20 <i>Actual:</i> \$81,548.81			\$9,131.30 \$9,127.30	<b>\$90,795.50</b> <b>\$90,676.11</b>
The University of Texas at Arlington 2010-UTatArli-G-SYG-0224	RS	402	RS		<i>Planned:</i> \$504,951.92 <i>Actual:</i> \$447,910.29			\$177,636.56 \$628,617.04	<b>\$682,588.48</b> <b>\$1,076,527.33</b>
University of Houston/Downtown 2010-UHD-G-MYG-Yr2-0120	AL	410	K8		<i>Planned:</i> \$144,742.65 <i>Actual:</i> \$143,600.13			\$194,400.00 \$238,520.00	<b>\$339,142.65</b> <b>\$382,120.13</b>
University of Houston/Downtown 2010-UHD-G-MYG-Yr2-0155	AL	410	K8		<i>Planned:</i> \$63,520.00 <i>Actual:</i> \$63,520.00			\$24,000.00 \$24,000.00	<b>\$87,520.00</b> <b>\$87,520.00</b>

**Training Task Summary**

	# Projects:	Federal Funds	State Funding	Prog. Income	Local Match	Project Total
	25	<i>Planned:</i> \$6,069,253.68		\$27,010.00	\$2,658,353.95	\$8,754,617.63
	25	<i>Actual:</i> \$5,277,779.98			\$6,610,998.45	\$11,888,778.43

**THIS PAGE INTENTIONALLY LEFT BLANK**

***Appendix B***  
**NHTSA REVIEW CHECKLIST**

**THIS PAGE INTENTIONALLY LEFT BLANK**



## CHECKLIST

The NHTSA Checklist has been included to demonstrate how the Annual Report addresses the specified criteria.

Criteria	Traffic Safety Program Comments	Reference
<b>Performance Goals:</b>		
<i>Does the state specify, for each of its funded grant programs, its performance goals in the AR?</i>		Section 2: Goals, Performance Measures Table
<i>Does the state provide updated information (most current year data) to identify progress they are making towards attaining each performance goal?</i>		Section 2: Performance Measures Table
<i>Does state specify its baseline rate and most current level of performance under each measure given for each goal?</i>		Section 2: Performance Measures Table
<i>Does the state specify interim measures that would be indicative of program and/or project success toward attainment of the performance measures?</i>		Section 2: Crash Summary, Performance Measure Trends/Crash Data
<i>If the state uses fatality information as a performance measure indicator, does the state's data correspond to the same data from FARS (i.e., belt use in fatalities, percentage of alcohol use in fatalities)?</i>	The Texas Crash Records Information System (CRIS) does not close out a fiscal year by refusing crash reports beyond a specified date as does FARS. Therefore, the specific values may not always match FARS exactly, but the trends do correspond between FARS and CRIS.	Section 2: Performance Measures Table, Performance Measure Trends/Crash Data
<i>Can you determine from the AR whether or not the state is progressing toward the attainment of their stated performance goals?</i>		Section 2
<i>Does AR narrative discuss reasons/issues where progress is not being made toward attainment of performance goals?</i>		Section 2: Challenges
<i>Is there an explanation of how the projects and activities funded during the Fiscal Year contributed to meeting the State's highway safety goals as identified in the Performance Plan?</i>	Individual project results and activities are provided by program area in Section 3. Paid media efforts are reported by campaign in Section 4, and Section 6 identifies best practices by specific projects.	Sections 3, 4, 6
<i>Where data has become</i>		

available, has the State reported on progress from prior year projects that have contributed to meeting current State highway safety goals?		
<b>Certifications &amp; Assurances:</b>		
Is there a description of the activities implemented to:		
◦ Support national safety belt and impaired driving mobilizations		Section 3: Program Area Reports
◦ Sustain enforcement of impaired driving, OP, and speed statutes		Section 3: Program Area Reports
◦ Conduct annual safety belt survey		Section 3: Occupant Protection
◦ Develop statewide data systems		Section 3: Traffic Records
<b>Section 163 .08 BAC Incentive Grant:</b>		
If State expended Section 163 funds, did the State note by Program Area, amount:		Not Applicable
◦ Planned		Not Applicable
◦ Obligated		Not Applicable
◦ Expended		Not Applicable
◦ Amount To Local-minimum 40%. (Local Benefit not applicable if State has declared that 163 funds are being used as 405, 410, or 411 and so notes in this FY's HSP and Annual Report. To be able to declare, the State must first have been awarded such funds. If used as P&A there is a 10% Limitation.)		Not Applicable
<b>Section 405 Occupant Protection Incentive Grant:</b>		
If State qualified for funding:		
◦ Documentation detailing the program activities that were accomplished?		Section 3: Occupant Protection Section 4: Paid Media
<b>Section 406 Safety Belt Performance Grant:</b>		
If State qualified for funding:		
◦ Documentation detailing the program activities that were accomplished?		Section 4: Occupant Protection Section 4: Paid Media
<b>Section 408 State Traffic Safety Information System Improvement Grant:</b>		
If State qualified for funding:		
◦ Documentation detailing the program activities that were accomplished (or reference to a separate report detailing such accomplishments)?		Section 3: Traffic Records
<b>Section 410 Alcohol Impaired Driving Countermeasure Grant:</b>		
If State qualified for funding:		

<ul style="list-style-type: none"> <li>◦ Documentation detailing the program activities that were accomplished?</li> </ul>		Section 3: <i>Alcohol and Other Drugs</i>
<b>Section 2010 Motorcycle Safety Grant:</b>		
<i>If State qualified for funding:</i>		
<ul style="list-style-type: none"> <li>◦ Documentation detailing the program activities that were accomplished?</li> </ul>		Section 3: <i>Motorcycle Safety</i>
<b>Section 2011 Child Safety and Child Booster Seat Incentive Grants</b>		
<i>If State qualified for funding</i>		
<i>Documentation detailing the program activities that were accomplished, in accordance with the Notice published in the Federal Register, Vol. 71, No. 20, Tuesday, January 31, 2006:</i>		
<p>1. For programs to purchase and distribute child restraints for low income families:</p> <p>a. A description of the programs used to purchase and distribute child restraints for low income families.</p> <p>b. The number of child restraints distributed.</p>		Not Applicable
<p>2. For programs to support enforcement of child restraint laws:</p> <p>a. A description of the programs used to support enforcement of child restraint laws.</p> <p>b. A list of participating law enforcement agencies and the counties they serve.</p>		Not Applicable
<p>3. For programs to train child passengers safety professionals:</p> <p>a. A description of the training classes conducted and the curricula used to train individuals and groups.</p> <p>b. The number and location of training classes conducted and the individuals or groups trained.</p> <p>c. The number of child passenger safety technicians certified.</p>		Not Applicable

<p>4. For programs to educate the public:</p> <p>a. A description of the programs used to educate the public concerning the proper use and installation of child restraints.</p> <p>b. A list of child restraint inspection stations/check-up events/clinics, including their locations.</p> <p>c. An estimate of the number of child restraints checked at inspection stations/check-up events/clinics.</p>		<p>Section 4: <i>Paid Media</i>                  Child Passenger Safety Campaign</p>
<p><b>Section 154 Open Container Transfer:</b></p>		
<p>If State received 154 funds and programmed to impaired driving:</p>		
<p>◦ Documentation detailing the program activities that were accomplished?</p>		<p>Not Applicable</p>
<p><b>Section 164 Repeat DWI Offender Transfer:</b></p>		
<p>If State received 164 funds and programmed to impaired driving:</p>		
<p>◦ Documentation detailing the program activities that were accomplished?</p>		<p>Not Applicable</p>
<p><b>Ideas for Annual Evaluation Reports</b></p>		
<p>(Not required, but listed as examples to enhance AR)</p>		
<p>◦ Cover page containing the State, Governor's name, GR, Highway Safety Program Coordinator including contact information (name, address, phone, fax, e-mail)</p>		<p>Present</p>
<p>◦ Table of Contents</p>		<p>Present</p>
<p>◦ Executive summary</p>		<p>Present</p>
<p>◦ Legislative Summary</p>		<p>Present</p>
<p>◦ Statewide program overview, including information on the Highway Safety Programs and who is involved in administering the programs.</p>		<p>Section 1: <i>Texas Traffic Safety Program</i></p>
<p>◦ Data in easy to read format such as charts, graphs or columns showing performance measures and results, and highlighting key information and special selections</p>	<p>Easy to read charts and tables are used in Section 2 to illustrate performance measure data and Section 5 to illustrate financial data.</p>	<p>Sections 2 &amp; 5</p>
<p>◦ Analysis of key projects describing how they contributed to meeting the State's highway safety goals</p>	<p>Section 3 contains detailed results for each project listed by program area. Each project summary contains the targets (or</p>	<p>Sections 3 &amp; 6</p>

	addition the approved budget along with actual expenditures is included. Section 6 contains best practices as identified on the individual project level.	
◦ <i>Fiscal overview of obligations &amp; expenditures by program areas w/graphs and charts</i>		Section 5
◦ <i>List of traffic safety partners and/or groups used in the programs</i>		
◦ <i>Future goals to be reached or targeted. (National and/or Statewide)</i>		Section 3: <i>Performance Measures Table</i>
◦ <i>Can the AR serve as good marketing document for the state's highway safety program and their role in improving highway safety within the state? Explain:</i>	The FY10 annual report provides comprehensive and meaningful information for all Texas Traffic Safety stakeholders. Due to the automation of certain grant management functions in the eGrants system we were to provide "project level" summaries regarding performance and expenditures in the AR. This level of information is allowing us to further examine and highlight "what works".	
<b>Evaluations:</b>		
<i>List any evaluations that were conducted and obtain copy of the reports</i>	SAO	Final reports will be provided to NHTSA Region 6 Office as they become available

**LAST PAGE OF THE DOCUMENT**