


2010

State of Oklahoma Annual Report



Oklahoma Highway Safety Office

Kevin L. Ward, Governor's Representative for Highway Safety



3223 N. Lincoln Blvd.
Oklahoma City, OK 73105
PH: 405-523-1570
F: 405-523-1586

2010 Overview

Overall, FY 2010 was a very successful year for traffic safety in Oklahoma. Although CY 2010 data is not available from FARS, CY 2009 data indicate decreases in most major categories of traffic safety while state data and trend projections support continued reductions for CY 2010. Traffic fatalities dropped from 750 in 2008 to 738 in 2009 and the trend line suggests a reduction below the 2010 goal of 734. The official seat belt use rate for Oklahoma in 2010 is at an all time high of 85.9%. We credit the work of our law enforcement partners, government and not-for-profit agencies with the successes addressed in this report. The following are highlights of the activities of OHSO during the past year.

OCTOBER: The Oklahoma Highway Safety Office continued its dedicated service to highway safety efforts in Oklahoma during 2010. The fiscal year began with the annual Project Director's Course, held in Norman, Oklahoma, with about 70 contractors in attendance.

Representatives from OHSO took part in an Interim Study at the Oklahoma state Capitol regarding distracted driving, with a presentation by Director Scott Watkins.

Traffic safety messages were presented at football games at the University of Oklahoma, Oklahoma State University and Tulsa University, with OHSO hosting booths and handing out brochures at selected OU and OSU games. OHSO also sponsored in-stadium messages related to impaired driving and seat belt enforcement at the universities, as well as providing radio spots for OU and OSU broadcasts. And OHSO participated in the Langston University homecoming, with a booth dedicated to traffic safety materials.

NOVEMBER: A Traffic Records Assessment was conducted in Oklahoma City Nov. 8-13, with OHSO data personnel taking part. A team of professionals with backgrounds and expertise in the several component areas of traffic records data systems (crash, driver, vehicle, roadway, citation and adjudication, and injury surveillance) conducted the assessment.

OHSO and its law enforcement partners statewide participated in the NHTSA DDOLUA holiday campaign through paid media, earned media, and high-visibility enforcement efforts.

Two OHSO staff members attended FARS training in Anaheim, California, where Sue Rooks, long-term FARS analyst at OHSO, won a prestigious Excellence in Service award for her 28 years of FARS work.

OHSO took part in a "train the trainer" session in the Tulsa area related to older driver safety.

DECEMBER: Two staff members from OHSO presented a grant writing workshop for the Oklahoma Association of Chiefs of Police.

OHSO took part in discussions with state motorcycle groups regarding proposed 2010 legislation that would affect motorcycle registration fees in the state.

JANUARY: A new public service announcement aimed at pickup drivers was created by OHSO staff members and filmed at Express Ranches. The PSA featured three professional cowboys and urged motorists to "buckle up every trip, every time." The PSA was used later in the year during Professional Bull Riding events in Oklahoma City and Tulsa, and was aired during the "Click It or Ticket" campaign.

FEBRUARY: Several OHSO staff members attended the annual Buckledown Awards in Tulsa, honoring law enforcement officers from across the state. Several partnering agencies received awards.

The OHP Law Enforcement Liaisons represented OHSO at a booth at the Oklahoma Sheriffs and Peace Officers convention in Oklahoma City.

Four OHSO staff members and Dep. Phillip Gordon spoke at an Army National Guard safety training event. Each person discussed a different aspect of highway safety.

MARCH: The Traffic Data Committee met all day March 9 at Metro Tech Springlake Campus in order to complete work on Oklahoma's TRC Strategic Plan for 2010-2015.

OHP and OHSO participated in a tri-county traffic checkpoint and press event in Shawnee on March 12.

Director Scott Watkins was named the recipient of the S.M.I.L.E. Award from the Oklahoma ABATE (motorcycle awareness) group on March 13.

The annual OHSO Safety Forum took place March 30 in Norman, Oklahoma. The event featured two keynote speakers, three breakout sessions and the presentation of six directors' awards as well as the Burris Award and the Clark Award. The press event involved Edmond PD's new motorcycle training course.

APRIL: The Martha Collar Tech Reunion took place April 1 in Tulsa; four OHSO members attended.

Three OHSO representatives traveled to Philadelphia to attend the Lifesavers Conference April 10-13.

Capt. Paul Timmons, Dep. Phillip Gordon and the OHP Law Enforcement Liaison Officers spoke at numerous school assemblies during the month to make teens aware of the dangers of underage drinking.

Work Zone Awareness events took place in Tulsa and Oklahoma City, with representatives from OHSO at each one.

New traffic safety messaging agreements were established with the Oklahoma City RedHawks baseball team and the Oklahoma High School Rodeo Association to promote occupant protection.

Legislation passed in Oklahoma approving a \$3.00 fee increase for motorcycle registrations; this money will be placed in a fund to be administered by OHSO and used for motorcycle safety training and awareness across the state.

OHSO supported the NHTSA involvement in the Oklahoma Bureau of Indian Affairs conference April 27.

MAY: A newsletter was sent to major employers across the state regarding driving safety. Several topics were discussed, and the newsletter was distributed to employees in numerous corporations, agencies and universities.

OHSO hosted a state-wide CPS meeting to discuss the results of the CPS technicians' survey and to announce the agency's plan to address certification and programmatic issues. Development of the plan is ongoing.

Lt. Garrett Vowell, Capt. Paul Timmons, Dep. Phillip Gordon and the OHP LELs (in support of local LE) continued to speak at school assemblies across the state regarding the dangers of underage drinking.

Press events were held in Oklahoma City, Broken Arrow and Durant to promote NHTSA's "Click It or Ticket" mobilization. The OKC event featured Rowdy the RedHawk; the Broken Arrow event included law enforcement officers, firefighters and emergency rescue workers; the Durant event involved 12 agencies who performed a

major traffic checkpoint. OHSO media spokesperson Alice Collinsworth was featured on a live news broadcast in Oklahoma City to talk about CIOT.

JUNE: Two OHSO staff members took part in a press conference at Sand Springs regarding the success of that city's e-ticket program and the "Click It or Ticket" mobilization.

OHSO played a sponsorship role in the Oklahoma State High School Rodeo finals, promoting a "Click It or Ticket" message through banners, program ads, and logos on participants' jackets.

"Metro Family" magazine published a feature article from OHSO on the importance of choosing and installing the correct child passenger safety seats.

OHSO's brochures regarding seat belt safety and child passenger safety were redesigned and updated to include current statistics and guidelines.

OHSO placed an ad in the 2010/11 student handbook at the University of Central Oklahoma regarding the dangers of "buzzed driving."

The statewide observational seat belt survey was conducted after "Click It or Ticket." The results of the survey are discussed in this report.

JULY: The Performance Measures Survey regarding public opinions on speeding, seat belt use and impaired driving was conducted and the findings are discussed in this report.

AUGUST: OHSO kicked off the Labor Day DDOLUA campaign with law enforcement officers around the state. Press events were held in Oklahoma City, Tulsa and Atoka.

SEPTEMBER: Child Passenger Safety Week/Seat Check Saturday included a number of CPS events across the state.

Director Scott Watkins and Assistant Director Kevin Behrens attended the annual GHSA convention in Kansas City, Missouri.

Table of Contents

FY 2010 Highway Safety Performance Plan Recapitulation..... 1

FY 2010 Performance Measures Status..... 3

Statewide Programs Overview

 Alcohol/ Impaired Driving..... 11

 Motorcycle Safety..... 15

 Occupant Protection..... 16

 Police Traffic Services 17

 Traffic Records..... 20

 Railroad Crossing 22

 EMS 22

Attitude Survey 23

Certificates and Assurances..... 25

Specific Funding Programs

 Section 406 27

 Section 408 28

 Section 410 28

 Section 2010 29

Legislative Summary 29

Paid Media Overview..... 31

FY 2010 Final Reimbursement Voucher..... App

FY 2010 VOU Match Review App

Financial Information..... App

Financial Summary..... App

RECAP OF FY 2010 PERFORMANCE MEASURES

PERFORMANCE MEASURES

To reduce the number of fatalities by 1% annually [749 (FARS corrected to 750) in 2008 to 734 in 2010]

To reduce the number of serious injuries in crashes by 1% annually (16,458 in 2008 to 16,130 in 2010)

To reduce the number of fatalities per 100 million vehicle mile traveled by 0.01 point annually (1.61 in 2007 to 1.58 in 2010).

Alcohol/ Impaired Driving Benchmark

To reduce the number of fatalities involving drivers or motorcycle operators with .08+ BAC by 1.0% annually [244 in 2008 (FARS corrected to 242) to 239 in 2010]

Occupant Protection Benchmarks

To reduce the number of unrestrained occupant fatalities, all seating positions by 1% annually (338 in 2008 to 331 in 2010)

To increase safety belt use to 86% in 2010 (84.2% in 2009)

Police Traffic Services/ Speed Benchmarks

To reduce the number of speed related fatalities by 1% annually (221 in 2008 to 217 in 2010)

Motorcycle Safety Benchmarks

To reduce the number of motorcyclist fatalities from 86 in 2008 (FARS corrected to 89) to 84 in 2010.

To reduce the number of un-helmeted motorcyclist fatalities by 1% annually [63 in 2008 (FARS corrected to 65) to 62 in 2010]

Pedestrian Safety Benchmarks

To reduce the number of pedestrian fatalities by 1% annually [51 in 2008 (FARS corrected to 50) to 50 in 2010]

Youth Safety Benchmark

To reduce the number of drivers under age 21 in fatal crashes by 1% annually (140 in 2008 to 138 in 2010)

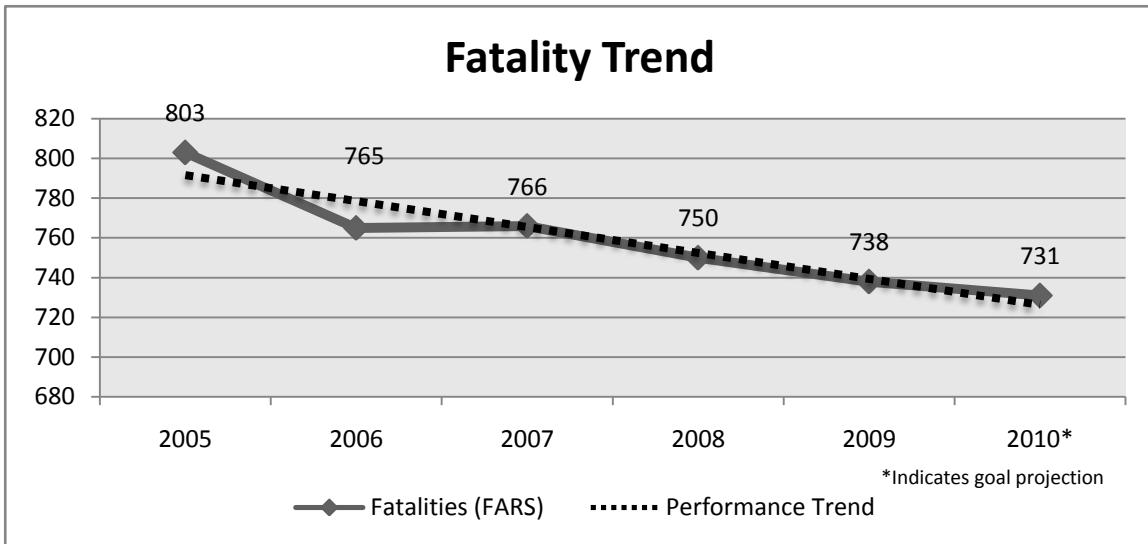
Railroad Safety Benchmark

To reduce the number of fatalities resulting from motor vehicle crashes at rail grade crossings by 10% (from 15 in 2006 to 14 in 2010).

PERFORMANCE MEASURES STATUS

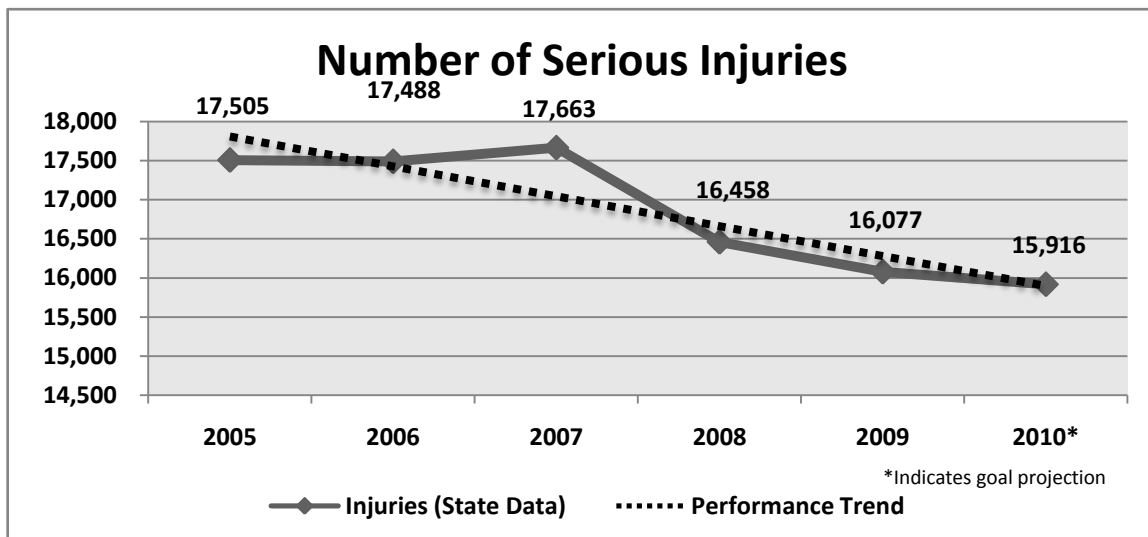
To reduce the number of fatalities by 1% annually [749 in 2008 (FARS corrected to 750) to 734 in 2010]

Status: Oklahoma is on track to reach its major goal of reducing fatalities in 2010. FARS data indicate the 2009 fatalities were at an all time low of 738 and projections for 2010 indicate a potential reduction to 731, exceeding the goal of 734 set for 2010.



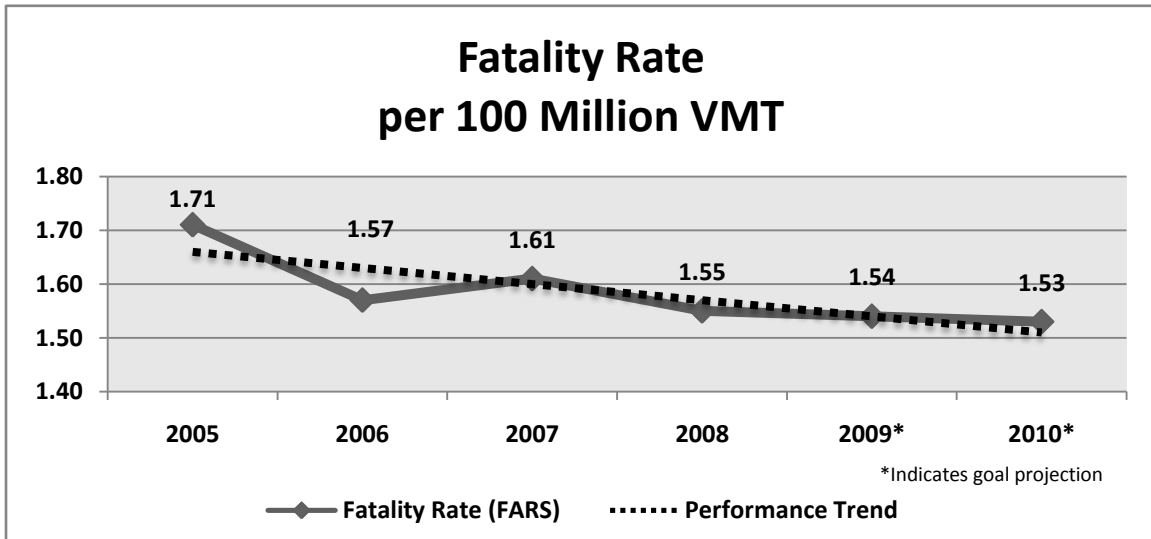
To reduce the number of serious injuries in crashes by 1% annually (16,458 in 2008 to 16,130 in 2010)

Status: State data indicate that the number of serious injuries from collisions for 2009 is 16,077, surpassing our goal of 16,130 established for 2010. The trend line supports a continued decrease in 2010.



To reduce the number of fatalities per 100 million vehicle mile traveled by 0.01 point annually (1.61 in 2007 to 1.58 in 2010).

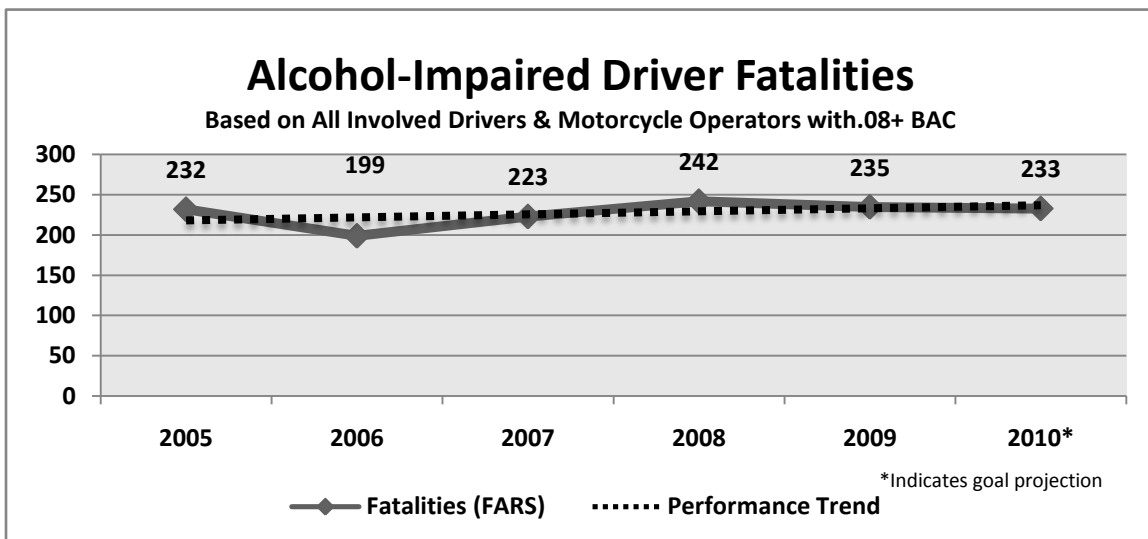
Status: Oklahoma has met its goal of 1.58 fatalities per 100 million vehicle miles traveled. FARS data indicate that the mileage rate for 2008 is 1.55, exceeding the goal of 1.58 established for 2010.



Alcohol / Impaired Driving Benchmark

To reduce the number of fatalities involving drivers or motorcycle operators with .08+ BAC by 1.0% annually from 244 in 2008 (FARS corrected to 242) to 239 in 2010.

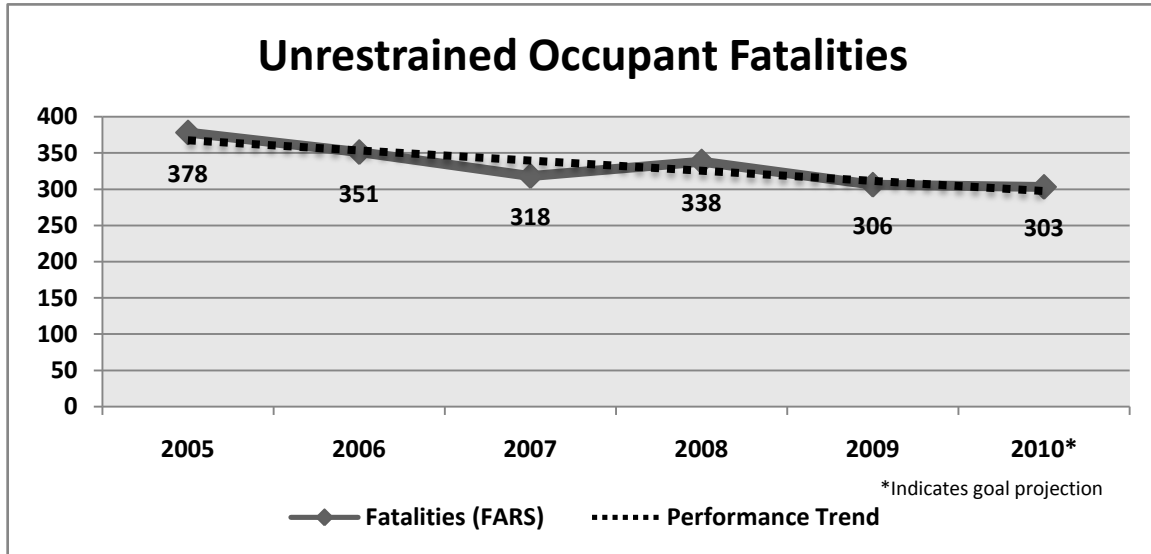
Status: Oklahoma has exceeded the benchmark of 239 alcohol related fatalities for 2010. FARS data indicate that the number of fatalities for 2009 is 235, exceeding the benchmark established for 2010.



Occupant Protection Benchmarks

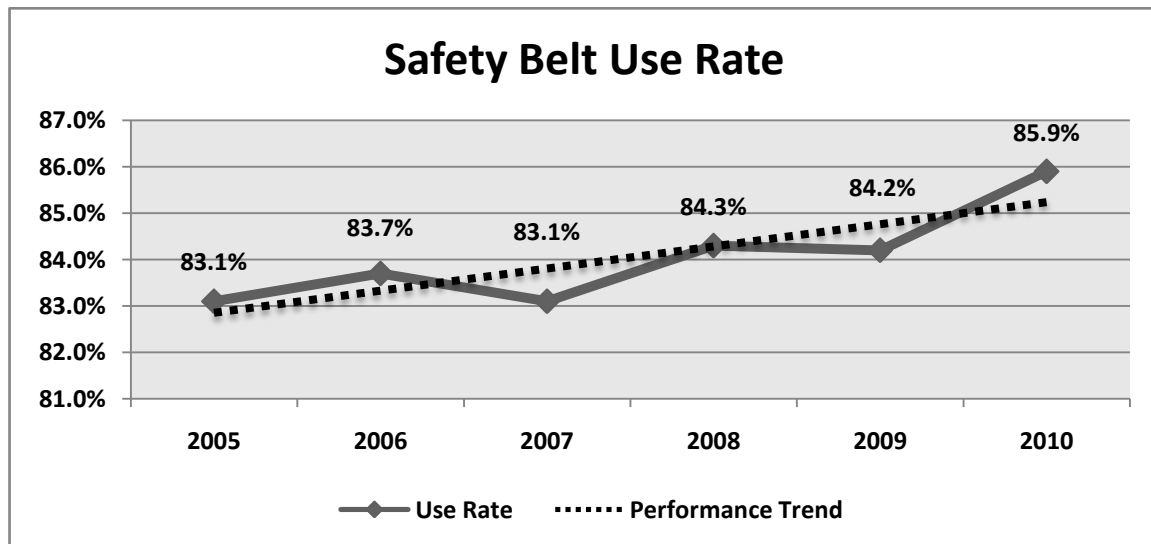
To reduce the number of unrestrained occupant fatalities, all seating positions by 1% annually (338 in 2008 to 331 in 2010)

Results: Oklahoma experienced a significant decrease in unrestrained occupant fatalities in 2009, with 306 compared to 338 for 2008 (-9.46%), surpassing the goal of 331 set for 2010. The trend line also suggests a continued decrease for 2010.



To increase safety belt use to 86% in 2010 (84.2% in 2009)

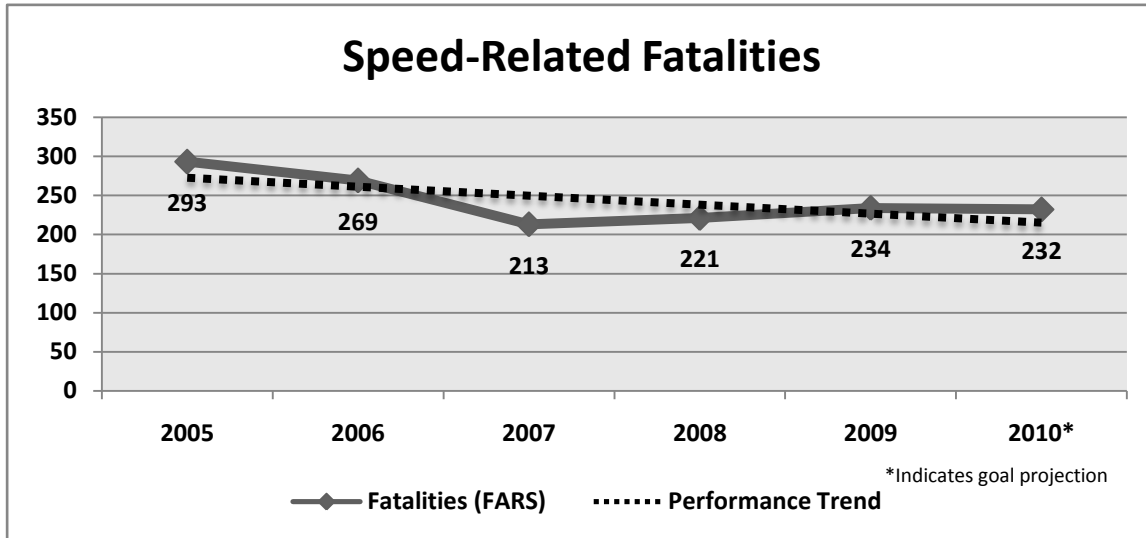
Results: Oklahoma's official seat belt use rate increased by 1.7% in 2010, from 84.2% in 2009 to 85.9%; essentially meeting our goal of increasing seat belt use to 86% (well within study's margin of error).



Police Traffic Services/ Speed Benchmarks

To reduce the number of speed related fatalities by 1% annually (221 in 2008 to 217 in 2010)

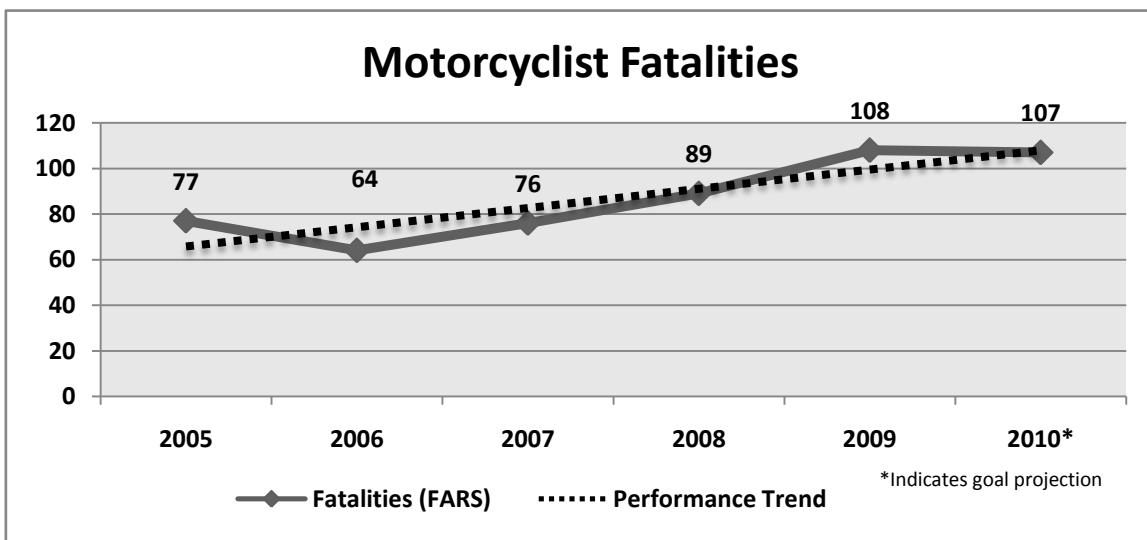
Results: FARS data indicate a slight increase in speed related fatalities in Oklahoma for 2009. Speed related fatalities increased from 221 in 2008 to 234 in 2009. However, the trend line suggests a slight decrease for 2010, yet still above our benchmark of 217.



Motorcycle Safety Benchmarks

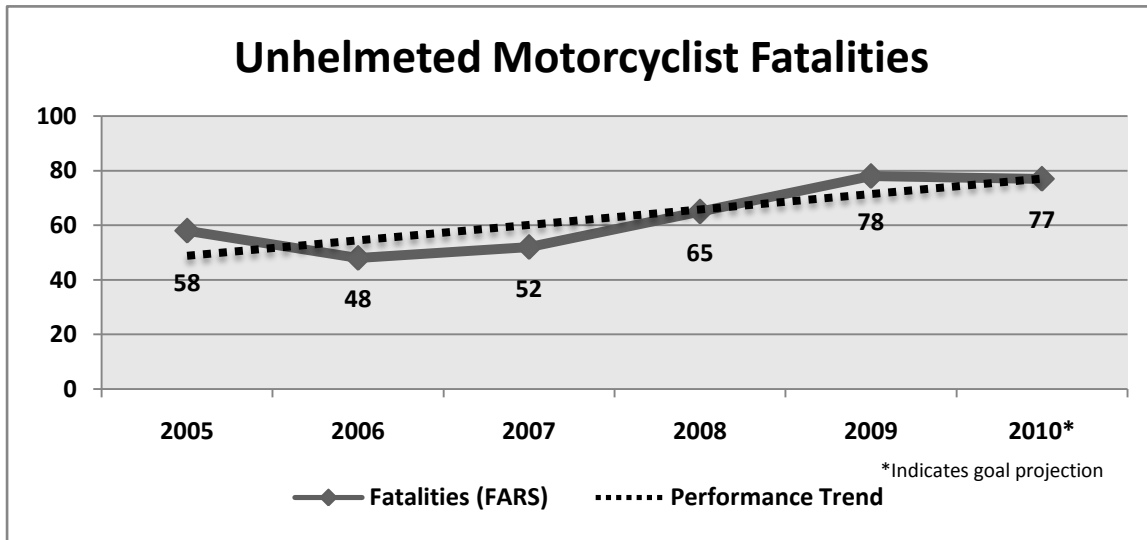
To reduce the number of motorcyclist fatalities from 86 in 2008 (FARS corrected to 89) to 84 in 2010.

Results: The motorcycle fatality benchmark for 2010 was set using the 2008 number 86; however that number was later revised by FARS to reflect 89. Regardless, motorcycle fatalities increased from 89 in 2008 to 108 in 2009. The trend line suggests little change for 2010.



To reduce the number of un-helmeted motorcyclist fatalities by 1% annually [63 in 2008 (FARS corrected to 65) to 62 in 2010]

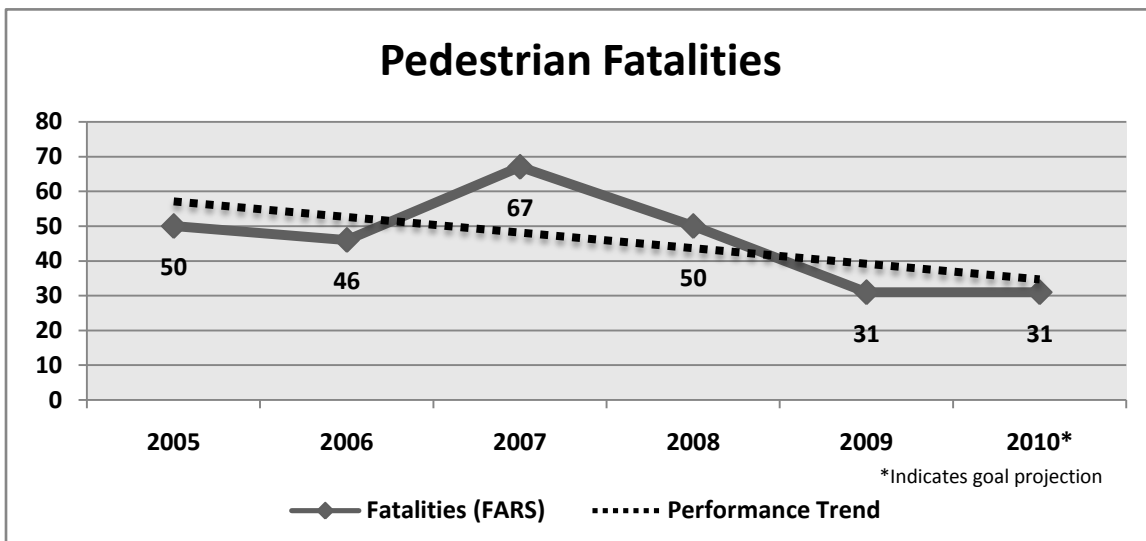
Results: As with motorcycle fatalities, un-helmeted motorcyclist fatalities increased in 2009. Our goal for 2010 was set using the number 63 for 2008. However, that number was later revised by FARS to reflect 65 un-helmeted fatalities. Unfortunately, the number of un-helmeted fatalities is up 13 over 2008 (78). The trend line suggests little change for 2010.



Pedestrian Safety Benchmark

To reduce the number of pedestrian fatalities by 1% annually [51 in 2008 (FARS corrected to 50) to 50 in 2010]

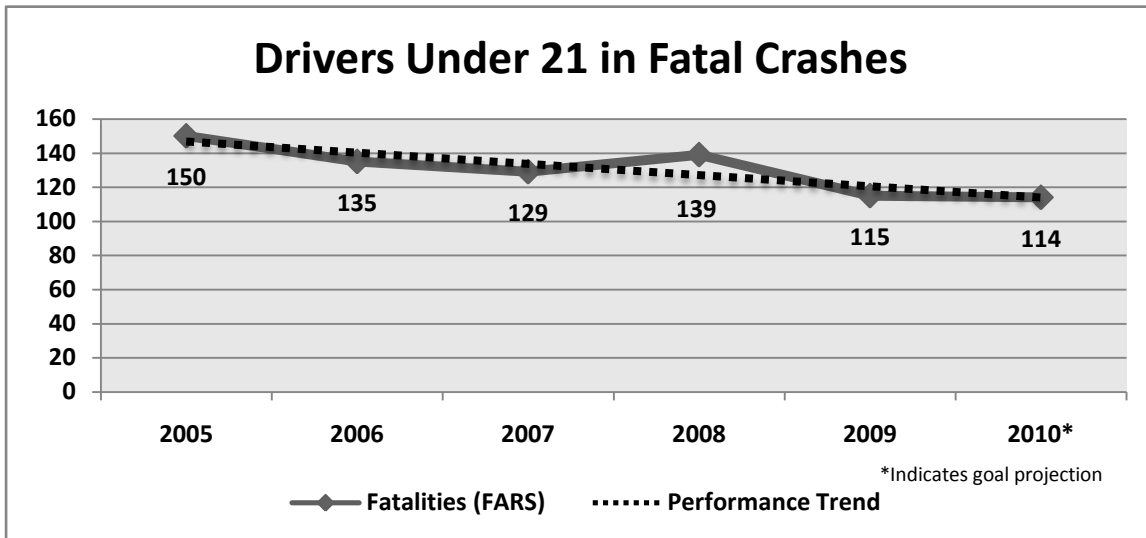
Results: Pedestrian fatalities dropped dramatically from 50 in 2008 to 31 in 2009; exceeding the goal of 50 established for 2010. The trend line suggests a continuation of that reduction.



Youth Safety Benchmark

To reduce the number of drivers under age 21 in fatal crashes by 1% annually [140 in 2008 (FARS corrected to 139) to 138 in 2010]

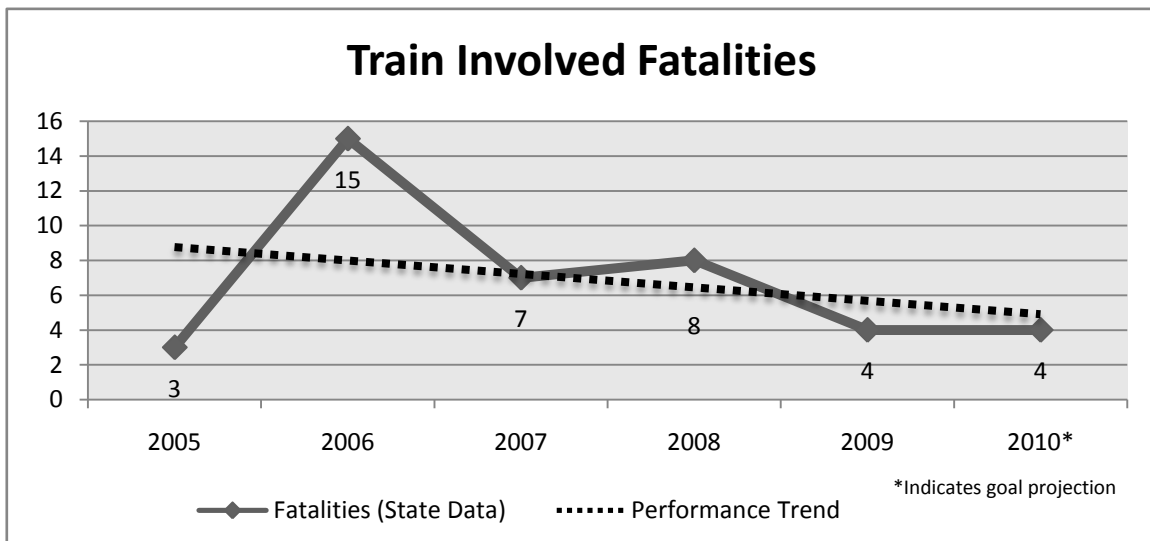
Results: The goal for 2010 was established using 140 fatalities for 2008. That number was later amended by FARS. The actual number of drivers under age 21 in fatal crashes for 2008 was 139. Regardless, the goal of 138 for 2010 was greatly exceeded with 115 in 2009. The trend line suggests a continuation of that decrease for 2010.



Railroad Safety Benchmark

To reduce the number of fatalities resulting from motor vehicle crashes at rail grade crossings by 10% (from 15 in 2006 to 14 in 2010).

Results: State data indicate a steady reduction in train involved fatalities since 2006. State data for 2009 report only 4 fatalities, exceeding our goal of 14 for 2010.



Performance Measures (from FY 2010 HSP)	Baseline 2004	2005	2006	2007	Updated FARS 2008	Most Current FARS 2009	2010 Goals	2010 State Projection	2010 State Data
Overall									
Number of Traffic Fatalities	774	803	765	766	750	738	734	731	x
Number of Serious Injuries (state)	18359	17505	17488	17663	16458	16077	16130	15916	x
Fatalities/ VMT	1.67	1.71	1.57	1.61	1.55	x	1.58	1.53	x
Alcohol/Impaired Driving									
Number of Fatalities involving driver or mc operator with .08+BAC	225	232	199	223	242	235	239	233	x
Number of grant funded impaired driving arrests (state)	UNK	UNK	UNK	UNK	4407	2948	NA	NA	3971
Occupant Protection									
Number of unrestrained occupant fatalities (all seat positions)	357	378	351	318	338	306	331	303	x
Observed seat belt use (front seat outboard occupants) (state)	80.3	83.1	83.7	83.1	84.3	84.2	86.0	X	85.9
Number of grant funded seat belt citations (includes CPS)	UNK	UNK	UNK	UNK	21808	18152	NA	NA	31276
Speed									
Number of speeding related fatalities	315	293	269	213	221	234	217	232	x
Number of grant funded speeding citations (state)	UNK	UNK	UNK	UNK	34055	36987	NA	NA	50738
Motorcycle Safety									
Number of motorcyclist fatalities	78	77	64	76	89	108	84	107	x
Number of un-helmeted motorcyclist fatalities	61	58	48	52	65	78	62	77	x
Pedestrian Safety									
Number of pedestrian fatalities	50	50	46	67	50	31	50	31	x
Youth									
Number of drivers age 20 or younger involved in fatal crashes	169	150	135	129	139	115	138	114	x

FARS data is most current (CY 2009) and include CY 2008 corrections.

STATEWIDE PROGRAMS OVERVIEW

During FY 2010, the OHSO administered a variety of programs to address our state and national traffic safety priorities. Program areas included Alcohol/ Impaired Driving, Motorcycle Safety, Occupant Protection, Police Traffic Services, Traffic Records, Emergency Medical Services and Railroad Highway Crossings. In addition, funds were used for Paid Media. Specific grant funding areas included Sections 406, 408, 410 and 2010. The following programs contributed directly to our overall goal achievements. All budgets reflect original funded amounts. See Final Voucher for final fund source/s and total expenditures.

Alcohol/ Impaired Driving/ Law Enforcement Projects

Oklahoma experienced a reduction in the number of impaired driving related fatalities in 2010. The following programs contributed significantly to this reduction. Together, eleven Oklahoma law enforcement agencies dedicated to impaired driving activities reported 3,358 impaired driving arrests; while total DUI arrests for all participating law enforcement agencies (56) was reported as 3,971. Nine additional programs contributed to the reduction by providing education, awareness, testing and alternative sentencing services.

AL Agency	Speed	OP	DUI	Other	Total
Drumright PD	99	76	45	755	975
Kay County SO	348	58	61	270	737
Norman PD	724	237	51	1256	2268
OCPD	883	5717	606	3910	11116
OU PD	19	1	62	129	211
Tulsa PD	248	23	97	1383	1751
Tulsa County SO	249	24	244	731	1248
Tahlequah PD	443	230	249	518	1440
OSU PD	1040	633	67	2631	4371
OHP	17441	2602	1539	26223	47805
OK County SO	171	57	337	2092	2657
	21665	9658	3358	39898	74579

Project Number: Multiple
Project Title: Community Impaired Driving Enforcement Programs
Agencies: (8) Drumright PD, Kay County SO, Norman PD, Oklahoma City PD, Oklahoma University PD, Tulsa PD, Tulsa County SO, Tahlequah PD
Budget: See Alcohol Budget Summary **Section:** 402 and 410

Description: Each participating agency conducted aggressive impaired driving enforcement programs using certified officers/deputies working on an overtime basis. Shifts were scheduled at times most likely to detect impaired driving offenses and at locations with a history of such violations. These agencies incorporated active Public Information and Educational programs, by working with local schools, civic groups and various media outlets. (OSU PD, OHP and Oklahoma County SO projects not included in general Community Impaired Driving Enforcement Programs, but are described below).

Other Law Enforcement Impaired Driving Projects

Project Number: K8-10-03-08-02
K4PT-10-03-06-02
Project Title: OSU PD Impaired Driving and Police Traffic Services
Agency: Oklahoma State University Police Department
Budget: \$30,500.00 **Section:** 406
\$30,500.00 **Section:** 410

Description: This project supported one full-time officer of the OSU Police Department, who devoted 100% of his/her time to alcohol safety education and traffic enforcement. He/She developed and conducted safety presentations for the OSU community and surrounding communities on a regular basis. He/She devoted approximately 50% of his/her time to educational activities, specifically targeting underage access to alcohol and impaired driving. The remaining 50% of his/her time was devoted to traffic enforcement. The assigned officer worked with the Stillwater Police Department Task Force to conduct compliance checks on adjacent establishments serving or selling alcohol to the public, and worked with the OSU Police Department to provide "special emphasis" enforcement targeting impaired driving and other alcohol violations during periods of increased alcohol usage, such as holidays and special events on campus.

Project Number: K8-10-03-11-02
Project Title: Langston University Impaired Driving Enforcement and Education
Agency: Langston University
Budget: \$16,000.00 **Section:** 410

Description: This project was designed to educate students, staff and visitors to the Langston Campus to the dangers of impaired driving by providing funds to support an officer 50% dedicated to education and enforcement.

Project Number: K8-10-03-06-04
Project Title: OHP Statewide Alcohol / Impaired Driving Enforcement
Agency: Oklahoma Highway Patrol
Budget: \$759,425.00 **Section:** 410

Description: The Oklahoma Highway Patrol continued to use experienced Troopers to implement a special statewide overtime traffic enforcement project, focusing on impaired driving violations. Troopers were assigned to work overtime shifts to enforce alcohol-related traffic laws at high-risk locations in all 77 counties. In addition to participation in the DDOLUA crackdown, troopers conducted quarterly High Visibility Enforcement (HVE) activities in January, June, July, and November. OHP officers worked special emphasis programs in support of regional and national traffic safety campaigns as set forth by OHSO and NHTSA.

Project Number: K8-10-03-05-03
PT-10-03-30-07
Project Title: Oklahoma County Alcohol / Impaired Driving Enforcement
Agency: Oklahoma County Sheriff's Office
Budget: \$100,000.00 **Section:** 410
\$67,000.00 **Section:** 402

Description: This overtime traffic enforcement project involved Oklahoma County patrol and traffic deputies working overtime shifts targeting underage access to alcohol and impaired driving. Efforts were focused on those areas and locations as directed by the Project Director based upon review of crash reports, arrest reports and

citizen complaints. A public information and education effort was implemented to increase awareness concerning highway safety. A full-time deputy was employed to operate the Crash Court / Rollover Simulator program. This deputy traveled across the State in an effort to encourage seat belt use and provide additional traffic enforcement. The Crash Court program was presented in schools in the Oklahoma County area to educate young people on the consequences of impaired driving. In addition to participation in the DDOLUA crackdown, deputies conducted quarterly High Visibility Enforcement (HVE) activities in January, June, July, and November.

Other Alcohol/ Impaired Driving Projects

Project Number: AL-10-02-01-13
Project Title: Tulsa Community Services Council CRASHs Court
Agency: Tulsa Community Services Council
Budget: \$80,500.00 **Section:** 402

Description: The goal of the CRASHs Court project was to prevent underage drinking and impaired driving. Community initiatives targeting underage drinking have been highly effective when implemented and systematically evaluated as part of a community-wide approach. This is a technical assistance project which was intended to increase statewide awareness and interest in replication of the innovative CRASHs Court program successfully implemented in Tulsa County. The project was developed for implementation throughout Oklahoma, and has allowed numerous communities access to the program, with technical assistance and training provided by the Community Services Council (CSC) of Greater Tulsa.

Project Number: AL-10-02-02-07
Project Title: District Attorneys Council Traffic Safety Resource Prosecutor (TSRP)
Agency: Oklahoma District Attorneys Council
Budget: \$140,000.00 **Section:** 402

Description: Through this project, continuing professional education was made available to new assistant district attorneys. The purpose of the education was to improve their ability to effectively prosecute complex traffic safety violations, such as vehicular homicide, felony drunk driving, and others. The project provided a dedicated liaison between the State's prosecutors and the traffic safety community to work for better coordination in prosecuting traffic safety violations. The District Attorney's Council provided an experienced lawyer to oversee the Traffic Safety Resource Prosecutor (TSRP). The TSRP prepared written material, conducted seminars and provided legal assistance to Oklahoma prosecutors and law enforcement personnel with regard to traffic safety.

Project Number: AL-10-02-03-10
Project Title: Norman PD Drug Recognition Expert (DRE) Program
Agency: Norman Police Department
Budget: \$35,000.00 **Section:** 402

Description: The Norman Police Department conducted a Drug Recognition Expert (DRE) school in accordance with published federal guidelines and curriculum, which consisted of nine days classroom instruction, hands-on drug evaluation training, and a final exam. Students were from a variety of different law enforcement agencies across the State of Oklahoma. The Project Director coordinated the class with the Oklahoma Highway Safety Office and the State Board of Tests for Alcohol and Drug Influence. Each student successfully completing the course was granted DRE certification.

Project Number: AL-10-02-04-09
Project Title: Oklahoma Association of Chiefs of Police ARIDE
Agency: Oklahoma Association of Chiefs of Police (OACP)
Budget: \$76,441.00 **Section:** 402

Description: In order to reduce the number of crashes, injuries, and deaths caused by impaired driving in Oklahoma, the Oklahoma Association of Chiefs of Police provided Advance Roadside Impaired Driving Enforcement (ARIDE) training courses as developed by NHTSA to law enforcement officers statewide. In addition to Standard Field Sobriety Testing (SFST) training, this course provided officers with more advanced skills in recognizing signs and symptoms of alcohol and other drug impairments. This proactive approach, along with training in description and documentation of observations, promoted officers' confidence and increase enforcement actions related to impaired driving.

Project Number: AL-10-03-01-04
Project Title: Shawnee Alcohol Education and Enforcement
Agency: Shawnee Police Department
Budget: \$35,000 **Section:** 402

Description: The Shawnee Police Department (SPD) intend used a multi-faceted approach to combating traffic collisions caused by alcohol and more specifically those cause by minors in possession of alcohol. SPD devoted 50% of an officer's time to organizing and implementing a comprehensive underage drinking prevention program, employing public and student education, server training and enforcement of alcohol related laws.

Project Number: K8-10-02-01-01
Project Title: Mothers Against Drunk Driving (MADD) OKC
Agency: MADD/ OKC
Budget: \$45,000.00 **Section:** 410

Description: This project supported a full-time Programs Specialist dedicated to youth outreach, specifically targeting secondary and post secondary students in NE Oklahoma. Per MADD's request the project was redirected from the Tulsa area to central Oklahoma. A regional database of organizations, including private and public schools, other community outreach programs, church youth groups, and summer camps was to have been developed and utilized to identify students in the target age groups in order to establish additional youth anti-drinking coalitions.

Project Number: K8-10-02-02-01
Project Title: OU State Judicial Educator
Agency: University of Oklahoma Continuing Legal Education
Budget: \$75,052.00 **Section:** 410

Description: The goal of the State Judicial Educator (SJE) project was to educate members of the judiciary on impaired driving issues. The SJE project was to have provided training to judges, and other members of the court on issues relating to the adjudication of impaired drivers. It included training on sentencing, clinical assessment, case management strategies, evaluation of outcomes and treatment options. The SJE was to have provided support for education, outreach and technical assistance to enhance the professional competence of all persons performing judicial branch functions. Due to significant negotiation changes and delays, not all of the projects activities were fully implemented, but a solid foundation has been laid for long term program success.

Project Number: K8-10-05-02-02
Project Title: OSBI Impaired Driving
Agency: Oklahoma State Bureau of Investigation
Budget: \$71,073.00 **Section:** 410

Description: A full-time technician/chemist was employed to operate the GC/MSD (gas chromatograph/mass selective detector) analysis machine. He/She devoted 100% of his/her time to the analysis of blood samples submitted to the OSBI laboratory for the prosecution of drug impaired driving cases. The services of the skilled technician provided an efficient evaluation in a more timely manner, resulting in increased prosecution rates and fewer plea agreements. The project resulted in a significant decrease in the amount of time required to process blood alcohol cases.

Project Number: K8-10-06-01-01
Project Title: Board of Tests for Alcohol and Drug Influence
Agency: Department of Public Safety, Board of Tests
Budget: \$160,000.00 **Section:** 410

Description: The Oklahoma Highway Safety Office and the Board of Tests agreed to purchase up to twenty (20) Intoxilyzer 8000 Series, BAC Testing instruments for placement in each of the top twenty high-use locations where holding facilities are available. Purchase of the additional instruments allowed for a more comprehensive statewide placement, and enabled more efficient and effective prosecution and adjudication of impaired drivers.

Motorcycle Safety

Unfortunately, motorcycle fatalities and un-helmeted fatalities continue to climb in Oklahoma. The motorcycle fatality benchmark for 2010 was set using the 2008 number 86; however that number was later revised by FARS to reflect 89. Regardless, motorcycle fatalities increased from 89 in 2008 to 108 in 2009 and un-helmeted fatalities increased from 65 in 2008 to 78 in 2009. The trend line suggests little change for 2010. It is our hope that with a new source of state motorcycle safety funding and the success of the Edmond Police Department's Motorcycle Safety Program, we will begin to make headway in curbing the upward trend.

Project Number: K6-10-03-01-04
Project Title: Edmond Motorcycle Safety Program
Agency: Edmond Police Department
Budget: \$200,180.00 **Section:** 2010

Description: The OHSO and the Edmond Police Department worked together in the development of a two phase program consisting of : 1) a Motorcycle Awareness Program that provided public awareness, public service announcements, and other outreach programs to enhance driver awareness of motorcyclists, such as the "share-the-road" safety messages developed using Share-the-Road model language; and 2) the expansion and delivery of a Motorcyclist Safety Training Curricula for the purpose of educating motorcycle riders in safe operation of motorcycles.

The Edmond Police Department provided police officers dedicated to administering both phases of the program, Training and Awareness. A mobile class room trailer was purchased to set up as a remote classroom for the Training phase or motorcyclist safety training. It was utilized to some extent for materials transport and an information booth during the Awareness phase of the program. A towing vehicle was purchased for the program

to transport the mobile classroom or trailer to various locations across the State. Two demonstration motorcycles were purchased to conduct the Training phase of the program.

The Motorcycle Safety Training curricula which was approved by the State’s Motorcycle Advisory Committee was presented “in counties or political subdivisions that account for a majority of the State’s registered motorcycles”. The Motorcyclist Awareness Program or Public Information and Education (such as the Share the Road program) was provided to non-motorcyclists emphasizing the awareness of and presence of motorcycles on or near roadways.

This project exceeded all projections for FY 2010 and instructional requests continue to be received from locations across the state.

Occupant Protection

Oklahoma experienced a significant decrease in the number of un-restrained occupant fatalities in 2009 and achieved our goal of reducing those fatalities to 331 in 2010. FARS indicates that we experienced 306 unrestrained fatalities in 2009, down 9.46% from 2008. The trend line suggests a continued decrease. We also logged an all time high seat belt use of 85.9% for 2010, which is statistically in line with our stated goal of 86.0% (up from 84.2% in 2009). We believe the increase is a result of working with our statewide occupant protection partners and establishing in-house programs, such as our OHP Occupant Protection Coordinator position. The statewide Click It or Ticket campaign contributed, as did the five law enforcement Occupant Protection programs in central Oklahoma. It is our hope that with the significant increase in occupant protection activities in FY 0211, we will see greater increases.

Law Enforcement Community Occupant Protection Programs

OP Agency	Speed	OP	DUI	Other	Total
Bethany PD	65	1163	2	610	1840
Purcell PD	363	877	0	340	1580
Enid PD	88	3091	2	416	3597
Guthrie PD	322	456	1	563	1342
Logan County SO	358	944	4	199	1505
	1196	6531	9	2128	9864

Project Number: Multiple
Project Name: Community Law Enforcement Occupant Protection Programs
Agency: Bethany PD, Enid PD, Guthrie PD, Logan County SO, Purcell PD
Budget: See Budget Summary

Description: In an effort to increase seat belt use rates statewide, OHSO provided funding to a number of select communities where seat belt use rates are below the statewide average. Law enforcement officers in those communities enforced occupant protection laws and issued written contacts to violators. Seat belt checkpoints and seatbelt enforcement zones were among the tactics used to increase belt use. Officers worked special emphasis in support of regional/national traffic safety campaigns as set forth by OHSO and NHTSA. Each community was required to conduct pre and post program surveys in order to gauge the effectiveness of their programs. In addition to enforcement efforts, communities promoted seat belt and child passenger restraint use through public information and educational efforts (see Reimbursement Voucher for list of expenditures).

Other Occupant Protection Improvement Programs

Safe Kids Oklahoma Incorporated and Tulsa Safe Kids worked diligently to improve the number of certified CPS trained technicians in our state. Jointly, those organizations conducted 122 Check-up events, distributed 4,542 car seats and conducted 16 sanctioned Technician certification and re-certification courses, certifying 134 CPS Technicians per Safe Kids National standards. Both programs exceeded project benchmarks for training and inspection activities.

Project Number: OP-10-02-01-12
Project Title: Safe Kids OK CPS Statewide Project
Agency: Safe Kids Oklahoma, Inc.
Budget: \$150,000.00 **Section:** 402

Description: Safe Kids Oklahoma, Inc., as part of a statewide Child Passenger Safety (CPS) program, promoted CPS efforts directed toward the central and western half of the state, generally speaking, provided CPS services such as car seat checkup events, discounted car seats to low income families, fitting stations, CPS training, and CPS public education. Safe Kids Oklahoma coordinated program activities with Safe Kids Tulsa to ensure statewide program coverage.

Project Number: OP-10-02-02-10
Project Title: Safe Kids Tulsa CPS Statewide Project
Agency: Safe Kids Tulsa/St. Francis Hospital
Budget: \$150,000.00 **Section:** 402

Description: The Tulsa Safe Kids Coalition and St. Francis Hospital, as part of a statewide Child Passenger Safety (CPS) program, promoted CPS efforts directed toward the eastern half of the state, generally speaking, provided CPS services such as car seat checkup events, discounted car seats to low income families, fitting stations, CPS training, and CPS public education. Safe Kids Tulsa coordinated program activities with Safe Kids Oklahoma to ensure statewide program coverage.

Police Traffic Services

The Oklahoma Highway Safety Office funded 38 agencies under the Police Traffic Services program area to provide general traffic law enforcement. All agencies were required to conduct public information and educational activities along with their enforcement efforts. Many of those agencies conducted underage drinking prevention operations and all supported NHTSA’s national goals and law enforcement mobilizations. Some agencies received split funding sources. They played a major role in the significant increase in law enforcement support for both national mobilizations during 2010. Collectively, those agencies reported making 72,767 traffic contacts, which break down as follows:

PTS Agencies	Speed	OP	DUI	Other	Total
Ada PD	184	873	15	404	1476
Adair County SO	678	501	6	309	1494
Atoka PD	1223	203	20	1068	2514
Bixby PD	615	770	25	1315	2725
Broken Arrow PD	1136	394	57	809	2396
Calera PD	766	45	29	726	1566
Cimarron County SO	528	0	0	5	533

PTS Agencies	Speed	OP	DUI	Other	Total
Collinsville PD	120	151	2	729	1002
Coweta	206	224	8	370	808
<i>Delaware County SO</i>	448	219	14	462	1143
Durant PD	1019	1023	8	793	2843
Edmond PD/SE	1380	880	11	2069	4340
El Reno PD	149	191	4	220	564
Eufaula PD	184	25	67	302	578
<i>Grove PD</i>	1253	376	1	727	2357
Henryetta PD	221	89	3	570	883
Hugo PD	1016	169	0	692	1877
Idabel PD	284	248	7	449	988
Lawton PD	2040	867	4	1687	4598
Madill PD	620	130	9	791	1550
McAlester PD	658	617	16	724	2015
Midwest City PD/ SE	1064	949	59	3059	5131
Moore PD/SE	1073	1519	1	1521	4114
Nicoma Park	150	93	1	278	522
<i>Nowata County SO</i>	371	74	1	60	506
Osage County PD	499	26	93	595	1213
Owasso PD	2413	904	17	1600	4934
Piedmont PD/SE	615	143	2	153	913
Ponca City PD	342	394	12	860	1608
Sallisaw PD	360	680	17	712	1769
Sand Springs PD	714	734	10	1462	2920
Sapulpa PD	1484	715	3	1430	3632
<i>Skiatook PD</i>	995	331	28	561	1915
Union City PD	296	22	8	126	452
<i>Wagoner County SO</i>	1160	90	5	43	1298
<i>Washington County SO</i>	514	92	28	241	875
Wilburton PD	107	126	6	631	870
Yukon PD	992	200	7	646	1845
	27877	15087	604	29199	72767

Italics =Targeted

(See Final Reimbursement Voucher for details of each agencies budget and expenditures)

Police Traffic Services/ Speed Enforcement Programs

While overall fatalities are down significantly, those caused by excessive speed are up. We experienced an increase from 221 in 2008 to 234 in 2009 and the trend line suggests only a slight reduction for 2010 (but above our goal of 217). We believe our focus on sustained speed enforcement for FY 2010 has been significant and should contribute to future reductions. As indicated in the previous chart, the 38 PTS agencies report 27,877 speeding citations issued (up from 26,004 in FY 2009). Agencies participating in both statewide mobilizations reported 33,845 speeding contacts, with all law enforcement agencies reporting a total of 50,738 speed related contacts.

Project Number: Multiple
Project Name: See Table
Agency: Multiple
Budget: See Final Voucher

Description: Police Traffic Services projects are intended to address a variety of traffic safety issues at the local level. The law enforcement agencies listed in this section have identified a number of traffic collision problems within their jurisdictions and have proposed strategies to address them. These programs include the use of commissioned officers, working overtime shifts to target high collision areas and to focus their enforcement efforts on specific causation violations. STEP locations will be identified upon review of crash reports, arrest reports or citizen complaints and will be reviewed periodically for asset reallocation. **Each participating agency was required to support NHTSA’s goals and to support both major national mobilizations, including “Click It or Ticket” and the impaired driving crackdown, “Drunk Driving. Over the Limit. Under Arrest.”** In addition to **sustained High Visibility Enforcement efforts**, these agencies committed to an active Public Information and Educational component.

In addition , OHSO has targeted several communities in Eastern and Northeastern Oklahoma for potential recruitment (6 PT agencies included in chart above). Based on our most recent problem identification, our network of Law Enforcement Liaisons met with appropriate law enforcement representatives in an effort to join forces to address specific community needs. While all agencies identified as Police Traffic Services contracts addressed speed management within their projects, nine communities requested assistance with a defined speed management problem. Those communities are listed in the preceding chart and are identified as SE. Their contracts included the title of “Speed Management Program”.

Other Police Traffic Services Programs

Project Number:	PT-10-03-29-03			
Project Name:	Statewide Law Enforcement Liaison Program			
Agency:	Oklahoma Highway Patrol			
Budget:	\$194,500.00	Section	402	PT-10-03-29-03
	\$125,500.00	Section	406	K4PT-10-03-05-01
	\$ 30,000.00	Section	410	K8-10-03-07-03

Description: The five (5) Law Enforcement Liaison Officers (LELs) continued take an active role in assisting, coordinating, and conducting local law enforcement efforts and traffic safety initiatives, these officers increased awareness, and promoted public education of traffic safety issues. They assisted with the implementation of national priority crackdowns / mobilizations, including efforts to increase the use of seat belts and child passenger restraints, and to reduce impaired driving. LELs solicited and encouraged widespread local participation in activities such as public meetings, press events, checkpoints, saturation patrols, etc. These officers were required to participate in training necessary to increase their skills as law enforcement liaisons and traffic safety advocates, and were expected to maintain their appropriate certifications. Personnel activity reports reflected the appropriate level of program commitment as is required under 2 CFR SS 225, Appendix B, 8.h.

Project Number:	K4PT-10-02-03-01		
Project Title:	Alive at 25		
Agency:	Oklahoma Safety Council		
Budget:	\$30,740.00	Section:	406

Description: The Oklahoma Safety Council will provide quarterly Alive at 25 instructor training for up to 20 participants during FY10. This community based program, targeting the 16 to 25 age group, was designed to lower the accidental death rate due to poor decision making including bad driving habits, drinking and driving, lack of seat belt use, and others. Costs associated with this project included teaching materials and student manuals.

Traffic Records Benchmarks

- **To provide significant improvements in the timeliness and accuracy of OHP crash records by deploying TracS on a statewide basis by September 2010.**

Status: As of September, 2010, all OHP traffic units and most turnpike units have been equipped with mobile computers loaded with TraCS software. While work flow processes are still being refined, OHP now has the capability to work and submit traffic collision investigations electronically.

- **To develop and deploy e-citation system for use by OHP troopers on a statewide basis by September 2010.**

Status: The e-citation software and electronic transfer process for OHP has been completed. At the time of this publication, the system is being beta tested with the Oklahoma County Court Clerks' Office. All test indicators have been positive. In accordance with the Oklahoma Traffic Records Coordinating Committee's long range plan, one county (Oklahoma County) will be operational by January 1, 2011.

- **To develop and beta test, with at least 6 local agencies, an Internet based crash reporting system by April 2010.**

Status: The Internet based crash reporting system (CRS) has been developed and beta testing began with 7 test agencies predominately in south and southeastern Oklahoma (currently 5 agencies are actively testing). Those agencies are Durant PD, Calera PD, Sand Springs PD, Hugo PD and Eufaula PD. Full release is pending improvements in validation checking protocols related to TraCS.

- **To improve the capabilities of crash data users by releasing an improved version of the ODOT's SAFE-T crash analysis software by June 2010.**

Status: An improved version of ODOT's SAFE-T crash analysis software was completed and has been in use since June 2010. Continuing enhancements are ongoing. The program will be further refined in FY 2011.

Projects responsible for meeting our Traffic Records Benchmarks are described below:

Traffic Records Improvement Projects

Project Number: K9-10-02-01-04
Project Title: OSDH Rural EMS Data Improvement Project
Agency: Oklahoma State Health Department
Budget: \$35,000.00 **Section:** 408

Description: This project is a partnership between the OHSO and the Oklahoma State Department of Health to provide assistance to local EMS Services by improving data collection and facilitating state compliance with the

National Emergency Medical Services Information System (NEMSIS). The project included redesigning the State's report form, software development and implementation of computer-based collection tools through a pilot project.

Project Number: K9-10-06-01-03
Project Title: State Data Linkage Project
Agency: Oklahoma State Health Department
Budget: \$100,000.00 **Section:** 408

Description: This cooperative agreement with the Oklahoma State Department of Health provided support for data linkage projects through the continuation of a data linkage network of linked crash and injury data. It facilitates access to data for support of NHTSA affiliated research priorities. Through the network, OSDH developed, produced and published a series of standardized reports and fact sheets useful within the traffic safety and injury prevention communities at state, local and national levels.

Project Number: K9-10-06-04-07
Project Title: OU Crash Reporting & Analysis
Agency: University of Oklahoma
Budget: \$55,000.00 **Section:** 408

Description: This project continued the partnership between the OHSO, ODOT and the University of Oklahoma ITS Lab for the on-going enhancement of a user-friendly interactive software package for reporting and analyzing roadway data. The program is also a tool for making recommendations and predicting probability of various construction and highway enhancement projects. The product included a self-installing package for local officials statewide to perform sophisticated crash analysis on their own, thereby eliminating the current dependency on ODOT for those tasks. FY2010 enhancements included improved analysis and reporting capabilities for locals, expanded mapping abilities, "Best Time to Enforce" assessment tools for the OHP, and capability to automatically generate property damage reports for ODOT and local agencies.

Project Number: K9-10-06-06-04
Project Name: TraCS Development / User Fees
Agency: Iowa Department of Transportation
Budget: \$35,000.00 **Section:** 408

Description: This project consisted of annual support fees for the TraCS program. TraCS personnel were available to provide technical expertise and assistance to DPS in improving the State's traffic records system by automating many of the processes by which data is collected, processed and maintained, specifically those related to the implementation of a Mobile Data Collection Pilot Program (TraCS).

Project Numbers: K4TR-10-06-01-02 K9-10-06-03-02
K9-10-06-02-03 K9-10-06-05-04
Project Title: DPS TraCS
Agency: Oklahoma Dept of Public Safety
Budget: \$562,260.00 **Section:** 406
\$285,000.00 **Section:** 408

Description: This multifaceted project involved the continued implementation and enhancement of the Traffic and Criminal Software (TraCS) mobile data collection system. This project provided: technical support training and equipment for improving Oklahoma traffic records and on-line crash reporting systems, personnel to provide extended services and support and continued training and equipment for those using the TraCS system.

Project Number: K9-10-06-05-04
Project Title: OU Software Development & Integration Project
Agency: University of Oklahoma
Budget: \$150,000.00 **Section:** 408

Description: This project allowed for the University of Oklahoma School of Electrical & Computer Engineering to provide technical expertise and assistance to the Department of Public Safety (DPS) to improve the State's traffic records system by automating many of the processes by which data is collected, processed and maintained – specifically those related to the implementation of a Mobile Data Collection System (TraCS). The University of Oklahoma TraCS Development Team, in collaboration with DPS, assisted in the development and implementation of a new system(s) for collecting and processing electronic data, including the integration of existing Federal, state and local systems.

Railroad Safety Benchmark

Oklahoma has experienced a steady reduction in train involved fatalities since 2006 when we experienced a high of 15 fatalities. State data for 2009 indicate 4 such fatalities, exceeding our goal of 14 for 2010. The trend line suggests maintaining a low fatality count for 2010. Due to the relatively low number of Railroad Safety fatalities, that benchmark for FY 2011 has been changed to reflect the number of serious injuries and fatalities.

Railroad Safety Project

Project Number: K4RH-10-02-02-06
Project Title: Operation Lifesaver Railroad Safety Program
Agency: Oklahoma Operation Lifesaver
Budget: \$30,000.00 **Section:** 406

Description: Oklahoma Operation Lifesaver conducted activities designed to promote passenger vehicle and pedestrian safety at railroad grade crossings statewide. The activities included conducting training classes for presenters, teaching GCCI (Grade Crossing Collision Investigation) to law enforcement, making railroad safety presentations statewide to a variety of groups, and working with local communities to improve rail grade crossing safety. Operation Lifesaver used paid media as well as earned media to promote its safety program.

Emergency Medical Services Benchmark

To improve medical outcomes from motor vehicle collisions by training 300 medics and first responders in motor vehicle trauma care.

EMS Project

Project Number: EM-10-02-01-01
Project Title: EMT Rural Training
Agency: EMSA – Tulsa
Budget: \$18,113.00 **Section:** 402

Description: EMSA Tulsa created and launched two (2) web-based training modules specifically designed for First Responders and EMS providers in an effort to better serve rural areas of the state and reduce the number of MVC

deaths due to improper care. The first module focused on trauma triage, in which participants will learn to better evaluate a patient at the crash scene. The second module focused on airway management to provide optimal care en route to the appropriate ER. Both modules utilized the most current EMS protocols and EMSA's extensive data resources to create the most realistic scenarios possible. The modules were certified for continuing education credits and will be available at no cost to the participant through the institute's website.

While the projects goals were met, at the request of EMSA, the project was discontinued without any cost to OHSO. Another source of internal funds was identified and used to support the project.

Impaired Driving, Speeding and Occupant Protection Attitude Surveys

In July 2010, the first combined impaired driving, speeding and occupant protection attitude surveys were conducted in order to evaluate public attitudes regarding those topics. The following observations were made:

Impaired Driving 38.6% of the respondents indicated they had read, seen or heard of special efforts by law enforcement to reduce driving under the influence, in the past 60 days.

While 88.2% responded they had never driven a motor vehicle within 2 hours of consuming alcohol (in the past 60 days), 10.8% indicated they had done so, between one to five times.

36.2% of respondents indicated they believed those who drink and drive would be arrested always or near always. 52.6% indicated 'sometimes' and 0% indicated the chance was 'never'.

Speeding 26.2% of the respondents indicated they had read, seen or heard of special efforts by law enforcement to reduce driving over the speed limit, in the past 60 days.

When asked about the chances of receiving a ticket for speeding, 83.8% indicated the chances were 'always or sometimes', while 14.4% indicated 'rarely' and 0% indicated 'never'.

When asked about their own driving practices, the responses for speeding in 30 mph zones and 65 mph zones were very similar regarding how often they did so; however, 37.2% indicated they speed half or less than half the time in 30 mph zones, while only 27.4% indicated they did so in 70 mph zones.

Occupant Protection 37.2% of respondents indicated they had read, seen or heard of special efforts by law enforcement to increase safety belt use, in the past 60 days.

When asked about the difference between belt use during day and night time, 83.4% indicated their use rate was the same. 13.0% indicated they wore belts more often at night and 2.2% indicated they wore them less often at night.

Overall observations OHSO and NHTSA dedicate a significant amount of resources to informing the public on the dangers of drinking and driving, speeding and the benefits of wearing seat belts. This survey seems to indicate that these messages are being received. However, respondents seem to be more aware of impaired driving initiatives and the potential for arrest as they are for seat belt and speeding initiatives. We will continue to monitor these surveys and modify our programs accordingly.

CERTIFICATIONS AND ASSURANCES

2010 National Safety Belt and Impaired Driving Mobilizations

The Oklahoma Highway Safety Office continued active support for both national mobilizations. We awarded grants to 56 law enforcement agencies across the state for traffic law enforcement services. Each award required participation in both mobilizations; Click It or Ticket and Drunk Driving. Over the Limit. Under Arrest. In addition, we continued our project with the Oklahoma Highway Patrol to provide five OHP Troopers to serve as Law Enforcement Liaisons. These liaisons contacted every law enforcement agency in Oklahoma in order to gain support for the mobilizations. We also continued our mobilization incentive awards program in order to attract additional law enforcement participants. In each mobilization, six agencies received \$4,000.00 awards for their participation. Results of the two mobilizations follow:

2010 Click It or Ticket Mobilization			
Participating Agencies	248		Media Results
City/Town	156		
County Sheriffs	31		Earned Media
Highway Patrol Troops	22	Press Conferences Held	6
Other Police	7	Television News Stories	46
		Radio News Stories	36
		Print News Stories	168
Activity			Paid Media
Checkpoints Held	307		
Hours of Enforcement	37075	TV Ads	\$72,872.00
Seat Belt Violations	12300	Radio Ads	\$27,148.00
Child Seat Violations	536	Billboards	\$ 0
DUI Arrests	833	Other Ads	\$ 0
Felony Arrests	362	Total	\$100,000.00
Stolen Vehicles Recovered	48		
Fugitives Apprehended	364		
Suspended DL Violations	1411		
No Insurance Violations	3630		
Speeding Violations	15578		
Reckless Driving Violations	149		
Drug Arrests	465		
Other Violations	15534		

2010 Drunk Driving. Over the Limit. Under Arrest			
Participating Agencies	263		Media Results
City/Town	152		
County Sheriffs	32		Earned Media
Highway Patrol Troops	22	Press Conferences Held	5
Other Police	9	Television News Stories	92
Total	215	Radio News Stories	35
		Print News Stories	152
Activity			Paid Media
Checkpoints Held	267		
Hours of Enforcement	40792	TV Ads	\$ 61,712.00
Seat Belt Violations	3791	Radio Ads	\$ 40,573.00
Child Seat Violations	389	Billboards	\$ 39,000.00
DUI Arrests	1095	Other Ads	\$ 8,845.00
Felony Arrests	536	Total	\$ 150,130.00
Stolen Vehicles Recovered	40		
Fugitives Apprehended	402		
Suspended DL Violations	1418		
No Insurance Violations	23305		
Speeding Violations	18267		
Reckless Driving Violations	189		
Drug Arrests	557		
Other Violations	15867		

Sustained Enforcement of Impaired Driving, OP, and Speed Statutes

In addition to support for the two national mobilizations, during 2010, the Oklahoma Highway Safety Office supported programs to ensure sustained efforts with regard to enforcement of impaired driving, occupant protection and speed statutes. Grant agreements with 56 law enforcement agencies resulted in a significant number of enforcement hours and resulting activities.

Statewide impaired driving enforcement was the responsibility of the Oklahoma Highway Patrol. That agency, using OHSO overtime funding, devoted 23,547 hours to overtime impaired driving enforcement! Those hours resulted in 1,539 DUI arrests, 17,441 speeding contacts, 2,602 occupant protection contacts and an additional 26,223 other traffic related contacts.

The Oklahoma City Police Department devoted 6,451 hours to overtime enforcement resulting in 606 impaired driving arrests, 883 speed related contacts, 5,717 seat belt/CR contacts and 3,910 other traffic related contacts.

The Oklahoma County Sheriff's Office conducted 3,455 hours of OHSO funded impaired driving and general traffic safety overtime enforcement. Those hours resulted in 2,657 traffic contacts, 337 DUI arrests and 152 underage drinking prevention compliance checks.

In northeastern Oklahoma, the Tulsa Police Department, using OHSO overtime funds, worked 2,151 hours of overtime enforcement, resulting in 248 speed related contacts, 23 seat belt/ CR contacts, 97 impaired driving arrests, 1,383 other traffic related contacts.

While these four agencies represented the largest OHSO contract agencies, an additional 52 contract agencies conducted sustained enforcement of impaired driving, speeding and occupant protection laws. This is in addition to the number of agencies reported as participating in both national mobilizations.

Conduct Annual Safety Belt Survey

The Oklahoma Highway Safety Office continues to monitor the results of our statewide efforts to increase the percentage of people using seat belts and child restraints. This year's study was again conducted by the University of Oklahoma's Institute of Public Affairs. Oklahoma's use rate increased from 84.2% in 2009 to 85.9%; a 1.7% increase. The survey was consistent with previous studies and was in compliance with NHTSA's standards for such surveys.

Develop Statewide Data Systems

The Oklahoma Highway Safety Office continues its efforts to further develop statewide data systems to provide timely and effective data analysis for allocation of highway safety resources. We are seeing significant results for FY 2010. The Oklahoma Traffic Records Council has established new long term goals, based on the Traffic Records Assessment conducted in November of FY 2010. See Traffic Records Benchmarks and 408 Section for specific program information.

Specific Grant Funding Areas

See FY 2010 Final Reimbursement Voucher for details of expenditures.

Section 406 Safety Belt Performance Grant

The OHSO qualified for Section 406 funding. The funds were used to support program management staff, advertising and law enforcement activities. Programs which were funded, all or in part, with Section 406 were:

- Broken Arrow PD - Safe Communities
- Calera PD
- DPS TracS Training/Equipment
- LE Equipment Purchases
- Media - Brother & Co
- Norman PD
- OHP - LELs
- OK Operation Lifesavers
- Oklahoma University - Conf Planning
- Oklahoma Safety Council
- OSU Learfield Sports Marketing
- OSU PD
- OU-Police Automated Records Import Sys
- PI&E - IN-House Programs
- Program Area Management
- Seat Belt & Child Restraint Surveys
- Seat Belt Attitude Survey

Section 408 State Traffic Safety Information System Improvement Grant

OHSO qualified for Section 408 funding and used it to support a number of data collection improvement programs working with the Oklahoma Department of Public Safety, the University of Oklahoma and the OK Department of Public Health. These programs were designed to support our Traffic Records Benchmarks of improving the timeliness of crash data entry, citation entry and the field entry of crash information. Programs which were funded, all or in part, with Section 408 funding were:

- Dept of Health - State Data Linkage Project
- DPS - TraCS Computer Equipment
- DPS TraCS/Traffic Records Support (Info Sys)
- Oklahoma State Dept of Health - NEMSIS - EMS data
- OU Conf Planners - TR Assess and Workshop
- OU Crash Reporting
- OU Software Development & Integration
- State Match
- TraCS Support Fees - Iowa

Section 410 Alcohol Impaired Driving Countermeasure Grant

OHSO qualified for Section 410 funding and used it to support a variety of impaired driving countermeasures. Major law enforcement programs included, the Oklahoma County Sheriff's Office, the Oklahoma City Police Department, the Tulsa County Sheriff's Office, the Tulsa Police Department, the Tulsa County Sheriff's Office, the Norman Police Department and the Oklahoma Highway Patrol. Those funds also provided support for programs and activities of the State Judicial Educator, DUI Court programs, Paid Media and OHSO Program Area Management costs. Programs which were funded all, or in part, with Section 410 funds were:

- Board of Chemical Testing
- Brothers & Co./Media
- Drumright PD Impaired Driving
- Kay County SO
- Langston University PD
- Learfield – OSU /OU/TU Sports Marketing
- MADD – Central Oklahoma
- Norman PD Impaired Driving
- OHP Impaired Driving Enforcement
- OHP - LELs
- OK High School Rodeo Association
- Oklahoma City P D Impaired Driving
- Oklahoma County S O Impaired Driving
- Oklahoma University - SJE
- OSU P D Alcohol Education/Enforcement
- PBR /Sports Marketing
- PI&E - IN-House Programs
- Program Area Management
- Redhawks / Sports Marketing
- Survey - Impaired Driving Attitude
- Tulsa County S O Impaired Driving
- Tulsa P D Impaired Driving

Section 2010 Motorcycle Safety Grant

OHSO qualified for Section 2010 funding. Those funds were used to support the efforts of the State Motorcycle Safety Advisory Committee and the Edmond Police Department in their statewide motorcycle safety and educational program.

Edmond PD MC Safety and Education
Program Area Management

Legislative Initiatives

In this past year's legislative session (2nd Session of the 52nd Oklahoma Legislature) the Oklahoma Highway Safety Office worked with key legislative leaders to propose and support various traffic safety initiatives. Two specific pieces of legislation were authored at the request of OHSO. The first bill addressing occupant protection failed to gain sufficient support and the second bill designed to increase motorcycle safety and education is now law. The following bills became law during the past session:

HB 2264 -- This bill amended O.S. Title 47§ 1132 *Vehicle Registration Fees*, to add \$3.00 to each motorcycle registration for the purpose of increasing state funds available for motorcycle safety and education programs. This bill was successful. (eff. 11/1/2010)

SB 1670 -- Changed membership of the Motorcycle Safety Advisory Committee (eff. 11/1/2010)

HB2957 – Public Transit Drivers & Texting While Driving (eff. 11/1/2010)

New law prohibits public transit drivers from texting while driving. Public transit drivers are defined as (1) any operator of a public transit vehicle owned or operated by the State, any public trust authority, county, municipality, town or city; (2) any operator of a school bus or other multi passenger school vehicle; or (3) railroad conductors.

HB2746 – License Revocation for Possession of CDS (eff. 11/1/2010)

Amends the statute dealing with when DPS can revoke a driver license. Currently if a defendant is convicted of almost any drug crime DPS revokes their license. The amendment will now only allow DPS to revoke a license for a drug crime if the defendant committed the drug crime while using a motor vehicle.

HB2276 – Driving in Left Lane & Full Time and Attention to Driving (eff. 11/1/2010)

Amends 47 O.S. 11-309 to provide that on four lane roadways a vehicle shall not drive in the left-hand lane if they are impeding traffic. The amendment removes any reference to the posted speed limit. This shall not apply if the driver is driving in the left-hand lane due to traffic or road conditions.

Amends 47 O.S. 11-901b to allow officers to cite a person for failing to devote full time and attention to driving if the officer observes the driver of the vehicle driving in such a manner that poses an articulable danger to other persons or the roadway. The driver is no longer required to be in an accident before an officer can cite them.

HB3240 – Municipal DUIs & Substance Abuse Evaluations (eff. 11/1/2010)

New law requires municipal courts to order DUI offenders to obtain a substance abuse evaluation prior to sentencing.

SB1329 – Motorcycles & Red Lights (eff. 11/1/2010)

Allows motorcycles to proceed through red lights under certain circumstances. Here are the rules: (1) Motorcycle must make a complete stop first; (2) The stop light must be the type of light that only initiates a green light upon detecting an approaching vehicle and has failed to initiate due to the size/weight of the motorcycle; (3) Must not be any approaching traffic or the approaching traffic must be at a distance where it does not constitute an immediate hazard; (4) Approaching traffic with a green light will have right-of-way over a motorcycle proceeding through a red light; (5) If an accident occurs because a motorcycle proceeds through a red light, the driver of the approaching vehicle cannot be cited for failure-to-yield, following too closely or driving too fast for conditions.

SB1387 – Personal Injury Crashes & Suspended/Revoked Drivers (eff. 11/1/2010)

Amends 47 O.S. 11-905. This law was a new law enacted last year. The law provides that when a driver is involved in a motor vehicle crash involving personal injury to a person in another vehicle and the driver does not have a valid driver license or is under suspension/revocation/cancellation the driver is guilty of a misdemeanor. If the crash involves great bodily injury or death to a person in another vehicle then the driver is guilty of a felony. Under the current law, a driver that is involved in a crash that injures or kills a passenger in the same vehicle would not be guilty of this crime. SB1387 amends this law so that the driver is guilty if the injury or death happens to any other person. This amendment will allow a driver who is involved in a crash resulting in injury or death to a passenger in the same vehicle to be guilty of this crime.

SB 1908 – Learner Permit Hours of Operation/ Restricting Use of Electronic Devices (eff. 11/1/2010)

Amends Title 47 O.S.47-6-105 Further limits hours of operation for learner permits and authorizes suspension of learner and intermediate license for “using a hand-held electronic device while operating a motor vehicle for non-life threatening emergencies”.

The Oklahoma Highway Safety Office will continue to work with our partners and legislative contacts in the upcoming session to propose laws to affect traffic safety.

FY10 Media Campaign Overview

Click It or Ticket (CIOT)

Total media expenditures: \$79,022.80

- TV: \$58,952.60
- Radio: \$20,070.20

Total campaign impressions: 1,812,838

Memorial Day: May 17-31, 2010

Drunk Driving. Over the Limit. Under Arrest. (DDOLUA)

Total media expenditures: \$150,131.35

- TV: \$61,712.00
- Radio: \$40,573.93
- Interactive: \$8,845.42
- Outdoor: \$39,000.00

Total campaign impressions: 13,752,768

Labor Day: Aug. 20 through Sept. 6, 2010

Generation Text (GenTxt) outdoor billboards (Distracted Driving)

Total expenditures: \$23,700

Total campaign impressions: 18,599,580

Placement locations: Four sites in Tulsa

Placement dates: Sept. 6 through Nov. 28, 2010

Sports Marketing

University of Oklahoma:

- \$170,600.00
- DDOLUA campaign
- 46,883,499 impressions

Oklahoma State University

- \$71,000.00
- DDOLUA campaign
- 11,858,569 impressions

University of Tulsa

- \$16,500.00
- CIOT campaign
- 3,504,877 impressions

Express Sports/Professional Bull Riding

- \$12,500.00
- DDOLUA campaign
- 44,000 attendees (combined OKC and Tulsa)

Oklahoma City RedHawks

- \$7,500.00
- DDOLUA campaign
- Attendance during 2010 season totaled 367,082; also had outdoor sign (with an occupant protection message) on the south side of the ballpark in a high traffic area

Oklahoma State High School Rodeo Association

- \$2,000.00
- BUIYT campaign
- Total attendance: 20,500 (20 rodeos with an average of 800 attendees, then 3 performances at finals with 1,500 attendees at each). Ad also appeared in "Cowboy Times" magazine.

APPENDIX

U. S. Department of Transportation National Highway Traffic Safety Administration

State of Oklahoma

Federal Reimbursement Voucher

2010 - FINAL

For Approval

Report Date: 12/17/2010

Claim Period: 09/30/2010 - 09/30/2010

Program Area	Project	Description	HCS Federal Funds Obligated	Share to Local Benefit	State/Federal Cost to Date	Federal Funds Expended	Fed Previous Amount Claimed	Fed Funds Claimed this Period
NHTSA								
NHTSA 402								
Planning and Administration								
	PA-2010-07-01-00	Planning & Administration	\$200,213.72	\$.00	\$494,760.38	\$200,213.72	\$200,213.72	\$.00
	Planning and Administration Total		\$200,213.72	\$.00	\$494,760.38	\$200,213.72	\$200,213.72	\$.00
Alcohol								
	AL-2010-02-01-13	Community Service Council - CRASHs Court	\$77,372.00	\$77,372.00	\$77,372.00	\$77,372.00	\$77,372.00	\$.00
	AL-2010-02-02-07	District Attorney's Council	\$118,538.55	\$118,538.55	\$118,538.55	\$118,538.55	\$118,538.55	\$.00
	AL-2010-02-03-10	Norman PD - DRE	\$23,000.60	\$23,000.60	\$23,000.60	\$23,000.60	\$23,000.60	\$.00
	AL-2010-02-04-09	Okla Assoc of Chiefs of Police	\$70,375.36	\$65,949.13	\$70,375.36	\$70,375.36	\$70,375.36	\$.00
	AL-2010-03-01-04	Shawnee PD	\$35,000.00	\$35,000.00	\$35,000.00	\$35,000.00	\$35,000.00	\$.00
	AL-2010-03-02-01	OU PD	\$7,079.10	\$.00	\$7,079.10	\$7,079.10	\$7,079.10	\$.00
	AL-2010-03-03-08	Tahlequah PD	\$15,569.60	\$15,569.60	\$15,569.60	\$15,569.60	\$15,569.60	\$.00
	AL-2010-05-02-02	OSBI	\$68,426.94	\$.00	\$68,426.94	\$68,426.94	\$68,426.94	\$.00
	AL-2010-07-01-00	Program Area Management	\$50,925.74	\$.00	\$50,925.74	\$50,925.74	\$50,925.74	\$.00
	Alcohol Total		\$466,287.89	\$335,429.88	\$466,287.89	\$466,287.89	\$466,287.89	\$.00
Motorcycle Safety								
	MC-2010-07-01-00	Program Area Management	\$980.53	\$.00	\$980.53	\$980.53	\$980.53	\$.00
	Motorcycle Safety Total		\$980.53	\$.00	\$980.53	\$980.53	\$980.53	\$.00
Occupant Protection								
	OP-2010-02-01-12	OK SafeKids	\$145,034.17	\$.00	\$145,034.17	\$145,034.17	\$145,034.17	\$.00
	OP-2010-02-02-10	Tulsa Area SafeKids	\$147,000.27	\$.00	\$147,000.27	\$147,000.27	\$147,000.27	\$.00
	OP-2010-03-01-07	Bethany PD	\$25,220.00	\$25,220.00	\$25,220.00	\$25,220.00	\$25,220.00	\$.00
	OP-2010-03-02-06	Enid PD	\$65,500.00	\$65,500.00	\$65,500.00	\$65,500.00	\$65,500.00	\$.00
	OP-2010-03-03-07	Guthrie PD	\$23,614.87	\$23,614.87	\$23,614.87	\$23,614.87	\$23,614.87	\$.00
	OP-2010-03-04-01	Logan County SO	\$19,425.44	\$19,425.44	\$19,425.44	\$19,425.44	\$19,425.44	\$.00
	OP-2010-03-05-06	Purcell PD	\$19,664.46	\$19,664.46	\$19,664.46	\$19,664.46	\$19,664.46	\$.00
	OP-2010-07-01-00	Program Area Management	\$85,215.69	\$.00	\$85,215.69	\$85,215.69	\$85,215.69	\$.00

U. S. Department of Transportation National Highway Traffic Safety Administration

State of Oklahoma

Federal Reimbursement Voucher

2010 - FINAL

For Approval

Report Date: 12/17/2010

Claim Period: 09/30/2010 - 09/30/2010

Program Area	Project	Description	HCS Federal Funds Obligated	Share to Local Benefit	State/Federal Cost to Date	Federal Funds Expended	Fed Previous Amount Claimed	Fed Funds Claimed this Period
	PT-2010-03-34-03	Ponca City PD	\$29,763.10	\$29,763.10	\$29,763.10	\$29,763.10	\$29,763.10	\$0.00
	PT-2010-03-36-02	Sallisaw PD	\$20,000.00	\$20,000.00	\$20,000.00	\$20,000.00	\$20,000.00	\$0.00
	PT-2010-03-37-07	Sand Springs PD	\$27,450.00	\$27,450.00	\$27,450.00	\$27,450.00	\$27,450.00	\$0.00
	PT-2010-03-38-09	Sapulpa PD	\$56,000.00	\$56,000.00	\$56,000.00	\$56,000.00	\$56,000.00	\$0.00
	PT-2010-03-40-01	Union City PD	\$9,742.08	\$9,742.08	\$9,742.08	\$9,742.08	\$9,742.08	\$0.00
	PT-2010-03-41-02	Wilburton PD	\$12,316.01	\$12,316.01	\$12,316.01	\$12,316.01	\$12,316.01	\$0.00
	PT-2010-03-42-02	Yukon PD	\$32,372.07	\$32,372.07	\$32,372.07	\$32,372.07	\$32,372.07	\$0.00
	PT-2010-03-43-01	Osage County SO	\$21,970.82	\$21,970.82	\$21,970.82	\$21,970.82	\$21,970.82	\$0.00
	PT-2010-03-44-01	Skiatook PD	\$24,644.34	\$24,644.34	\$24,644.34	\$24,644.34	\$24,644.34	\$0.00
	PT-2010-03-45-01	Wagoner County SO	\$24,988.35	\$24,988.35	\$24,988.35	\$24,988.35	\$24,988.35	\$0.00
	PT-2010-03-46-01	Adair County PD	\$18,231.18	\$18,231.18	\$18,231.18	\$18,231.18	\$18,231.18	\$0.00
	PT-2010-03-47-01	Delaware County SO	\$19,858.57	\$19,858.57	\$19,858.57	\$19,858.57	\$19,858.57	\$0.00
	PT-2010-03-48-01	Grove PD	\$22,105.31	\$22,105.31	\$22,105.31	\$22,105.31	\$22,105.31	\$0.00
	PT-2010-03-49-01	Nowata County SO	\$3,424.17	\$3,424.17	\$3,424.17	\$3,424.17	\$3,424.17	\$0.00
	PT-2010-03-50-01	Washington County SO	\$18,636.66	\$18,636.66	\$18,636.66	\$18,636.66	\$18,636.66	\$0.00
	PT-2010-03-51-06	Oklahoma City PD	\$168,698.37	\$168,698.37	\$168,698.37	\$168,698.37	\$168,698.37	\$0.00
	PT-2010-03-99-00	State Match	\$0.00	\$0.00	\$554,927.79	\$0.00	\$0.00	\$0.00
	PT-2010-04-01-00	PI&E - In - House Programs	\$3,331.15	\$0.00	\$3,331.15	\$3,331.15	\$3,331.15	\$0.00
	PT-2010-04-03-06	Okla Univ - Conf Planning	\$4,402.06	\$0.00	\$4,402.06	\$4,402.06	\$4,402.06	\$0.00
	PT-2010-07-01-00	Program Area Management	\$374,108.19	\$0.00	\$374,108.19	\$374,108.19	\$374,108.19	\$0.00
	Police Traffic Services Total		\$2,002,617.08	\$1,394,436.76	\$2,557,544.87	\$2,002,617.08	\$2,002,617.08	\$0.00
	Traffic Records							
	TR-2010-07-01-00	Program Area Management	\$165,436.15	\$0.00	\$165,436.15	\$165,436.15	\$165,436.15	\$0.00
	Traffic Records Total		\$165,436.15	\$0.00	\$165,436.15	\$165,436.15	\$165,436.15	\$0.00
	Paid Advertising							
	PM-2010-02-01-04	Brothers & Co	\$24,187.50	\$0.00	\$24,187.50	\$24,187.50	\$24,187.50	\$0.00
	PM-2010-04-01-00	Sports Marketing	\$7,500.00	\$0.00	\$7,500.00	\$7,500.00	\$7,500.00	\$0.00
	Paid Advertising Total		\$31,687.50	\$0.00	\$31,687.50	\$31,687.50	\$31,687.50	\$0.00
	NHTSA 402 Total		\$3,397,897.77	\$1,883,291.41	\$4,247,372.22	\$3,397,897.77	\$3,397,897.77	\$0.00

U. S. Department of Transportation National Highway Traffic Safety Administration

State of Oklahoma

Federal Reimbursement Voucher

2010 - FINAL

For Approval

Report Date: 12/17/2010

Claim Period: 09/30/2010 - 09/30/2010

Program Area	Project	Description	HCS Federal Funds Obligated	Share to Local Benefit	State/Federal Cost to Date	Federal Funds Expended	Fed Previous Amount Claimed	Fed Funds Claimed this Period
NHTSA 406								
	K4-2010-04-01-00	PI&E - In - House Programs	\$353.46	\$0.00	\$353.46	\$353.46	\$353.46	\$0.00
	K4-2010-04-02-06	Okla Univ - Conf Planning	\$47,511.39	\$0.00	\$47,511.39	\$47,511.39	\$47,511.39	\$0.00
	K4-2010-07-01-00	Program Management	\$83,808.58	\$0.00	\$83,808.58	\$83,808.58	\$83,808.58	\$0.00
	406 Safety Belts Incentive Total		\$131,673.43	\$0.00	\$131,673.43	\$131,673.43	\$131,673.43	\$0.00
	406 Safety Belts Paid Media							
	K4PM-2010-02-01-04	Brothers & Co	\$103,842.18	\$0.00	\$103,842.18	\$103,842.18	\$103,842.18	\$0.00
	406 Safety Belts Paid Media Total		\$103,842.18	\$0.00	\$103,842.18	\$103,842.18	\$103,842.18	\$0.00
	406 Occupant Protection							
	K4OP-2010-05-01-00	Seat Belt & Child Restraint Surveys	\$52,000.00	\$0.00	\$52,000.00	\$52,000.00	\$52,000.00	\$0.00
	406 Occupant Protection Total		\$52,000.00	\$0.00	\$52,000.00	\$52,000.00	\$52,000.00	\$0.00
	406 Police Traffic Services							
	K4PT-2010-02-03-01	Oklahoma Safety Council	\$18,239.03	\$0.00	\$18,239.03	\$18,239.03	\$18,239.03	\$0.00
	K4PT-2010-03-04-03	OHP - LELs	\$162,235.98	\$0.00	\$162,235.98	\$162,235.98	\$162,235.98	\$0.00
	K4PT-2010-03-06-02	OSU PD	\$30,500.00	\$0.00	\$30,500.00	\$30,500.00	\$30,500.00	\$0.00
	K4PT-2010-03-07-00	LE Equipment Purchases	\$9,750.00	\$0.00	\$9,750.00	\$9,750.00	\$9,750.00	\$0.00
	406 Police Traffic Services Total		\$220,725.01	\$0.00	\$220,725.01	\$220,725.01	\$220,725.01	\$0.00
	406 Traffic Records							
	K4TR-2010-06-02-01	OU-Police Automated Records Import Sys	\$160,433.60	\$0.00	\$160,433.60	\$160,433.60	\$160,433.60	\$0.00
	406 Traffic Records Total		\$160,433.60	\$0.00	\$160,433.60	\$160,433.60	\$160,433.60	\$0.00
	406 Railroad/Highway Crossings							
	K4RH-2010-02-02-06	OK Operation Lifesavers	\$30,000.00	\$0.00	\$30,000.00	\$30,000.00	\$30,000.00	\$0.00
	406 Railroad/Highway Crossings Total		\$30,000.00	\$0.00	\$30,000.00	\$30,000.00	\$30,000.00	\$0.00
	NHTSA 406 Total		\$698,674.22	\$0.00	\$698,674.22	\$698,674.22	\$698,674.22	\$0.00
	408 Data Program SAFETEA-LU							
	K9-2010-02-01-04	Dept of Health - NEMSIS - EMS Data	\$29,169.00	\$0.00	\$29,169.00	\$29,169.00	\$29,169.00	\$0.00
	K9-2010-03-99-00	State Match	\$0.00	\$0.00	\$140,362.09	\$0.00	\$0.00	\$0.00

U. S. Department of Transportation National Highway Traffic Safety Administration

State of Oklahoma

Federal Reimbursement Voucher

2010 - FINAL

For Approval

Report Date: 12/17/2010

Claim Period: 09/30/2010 - 09/30/2010

Program Area	Project	Description	HCS Federal Funds Obligated	Share to Local Benefit	State/Federal Cost to Date	Federal Funds Expended	Fed Previous Amount Claimed	Fed Funds Claimed this Period
	K8PM-2010-02-01-04	Media - Brothers & Company	\$163,061.11	\$0.00	\$163,061.11	\$163,061.11	\$163,061.11	\$0.00
	K8PM-2010-04-02-00	Sports Marketing	\$279,600.00	\$0.00	\$279,600.00	\$279,600.00	\$279,600.00	\$0.00
	410 Alcohol SAFETEA-LU Paid							
	Media Total		\$442,661.11	\$0.00	\$442,661.11	\$442,661.11	\$442,661.11	\$0.00
	410 Alcohol SAFETEA-LU Total		\$1,889,809.52	\$0.00	\$3,779,619.04	\$1,889,809.52	\$1,889,809.52	\$0.00
	2010 Motorcycle Safety							
	K6-2010-03-01-04	Edmond PD	\$147,195.52	\$0.00	\$147,195.52	\$147,195.52	\$147,195.52	\$0.00
	2010 Motorcycle Safety Incentive							
	Total		\$147,195.52	\$0.00	\$147,195.52	\$147,195.52	\$147,195.52	\$0.00
	2010 Motorcycle Safety Total		\$147,195.52	\$0.00	\$147,195.52	\$147,195.52	\$147,195.52	\$0.00
	NHTSA Total		\$6,695,025.40	\$1,883,291.41	\$9,574,671.46	\$6,695,025.40	\$6,695,025.40	\$0.00
	Total		\$6,695,025.40	\$1,883,291.41	\$9,574,671.46	\$6,695,025.40	\$6,695,025.40	\$0.00

U. S. Department of Transportation National Highway Traffic Safety Administration

State of
Oklahoma

VOU Match Review
2010 - FINAL

Report Date: 12/17/2010

For Approval

Program Area	Project	Obligation Limitation (A)	State Match (B)	Current FY (C)	Carry Forward (D)	Share to Local (E)	PA State Match (F)	PA Federal Funds (G)
NHTSA								
NHTSA 402								
Planning and Administration								
	PA-2010-07-01-00	\$294,546.66	60%	\$200,213.72		\$0.00	60%	\$200,213.72
						0%		100%
		\$294,546.66				\$0.00		\$200,213.72
			60%	\$200,213.72		0%	60%	100%
	Planning and Administration Total							
Alcohol								
	AL-2010-02-04-09	\$0.00	0%	\$70,375.36		\$65,949.13	94%	
	AL-2010-03-01-04	\$0.00	0%	\$35,000.00		\$35,000.00	100%	
	AL-2010-03-02-01	\$0.00	0%	\$7,079.10		\$0.00	0%	
	AL-2010-03-03-08	\$0.00	0%	\$15,569.60		\$15,569.60	100%	
	AL-2010-05-02-02	\$0.00	0%	\$68,426.94		\$0.00	0%	
	AL-2010-07-01-00	\$0.00	0%	\$50,925.74		\$0.00	0%	
	AL-2010-02-03-10	\$0.00	0%	\$23,000.60		\$23,000.60	100%	
	AL-2010-02-01-13	\$0.00	0%	\$77,372.00		\$77,372.00	100%	
	AL-2010-02-02-07	\$0.00	0%	\$118,538.55		\$118,538.55	100%	
		\$0.00	0%			\$335,429.88		
	Alcohol Total		0%	\$466,287.89			72%	
Motorcycle Safety								

U. S. Department of Transportation National Highway Traffic Safety Administration

State of
Oklahoma

VOU Match Review
2010 - FINAL
For Approval

Report Date: 12/17/2010

Program Area	Project	Obligation Limitation (A)	State Match (B)	Current FY (C)	Carry Forward (D)	Share to Local (E)	PA State Match (F)	PA Federal Funds (G)
	MC-2010-07-01-00		\$0.00 0%	\$980.53		\$0.00 0%		
	Motorcycle Safety Total		\$0.00 0%	\$980.53		\$0.00 0%		
Occupant Protection								
	OP-2010-03-02-06		\$0.00 0%	\$65,500.00		\$65,500.00 100%		
	OP-2010-03-04-01		\$.000% 0%	\$19,425.44		\$19,425.44 100%		
	OP-2010-03-05-06		\$0.00 0%	\$19,664.46		\$19,664.46 100%		
	OP-2010-07-01-00		\$0.00 0%	\$85,215.69		\$0.00 0%		
	OP-2010-03-01-07		\$0.00 0%	\$25,220.00		\$25,220.00 100%		
	OP-2010-02-02-10		\$0.00 0%	\$147,000.27		\$0.00 0%		
	OP-2010-02-01-12		\$0.00 0%	\$145,034.17		\$0.00 0%		
	OP-2010-03-03-07		\$0.00 0%	\$23,614.87		\$23,614.87 100%		
	Occupant Protection Total		\$0.00 0%	\$530,674.90		\$153,424.77 29%		
Police Traffic Services								
	PT-2010-03-01-02		\$0.00 0%	\$19,628.52		\$19,628.52 100%		
	PT-2010-03-02-02		\$0.00 0%	\$24,000.00		\$24,000.00 100%		
	PT-2010-03-04-09		\$0.00 0%	\$44,836.49		\$44,836.49 100%		

U. S. Department of Transportation National Highway Traffic Safety Administration

State of
Oklahoma

VOU Match Review

2010 - FINAL

For Approval

Report Date: 12/17/2010

Program Area	Project	Obligation Limitation (A)	State Match (B)	Current FY (C)	Carry Forward (D)	Share to Local (E)	PA State Match (F)	PA Federal Funds (G)
				\$00		\$39,640.00		
	PT-2010-03-05-10		0%	\$39,640.00		100%		
				\$00		\$35,158.04		
	PT-2010-03-06-02		0%	\$35,158.04		100%		
				\$00		\$5,228.49		
	PT-2010-03-07-02		0%	\$5,228.49		100%		
				\$00		\$18,443.57		
	PT-2010-03-08-03		0%	\$18,443.57		100%		
				\$00		\$10,241.16		
	PT-2010-03-09-01		0%	\$10,241.16		100%		
				\$00		\$36,000.00		
	PT-2010-03-10-07		0%	\$36,000.00		100%		
				\$00		\$64,302.91		
	PT-2010-03-11-12		0%	\$64,302.91		100%		
				\$00		\$26,932.96		
	PT-2010-03-12-07		0%	\$26,932.96		100%		
				\$00		\$16,683.74		
	PT-2010-03-14-02		0%	\$16,683.74		100%		
				\$00		\$13,030.69		
	PT-2010-03-17-02		0%	\$13,030.69		100%		
				\$00		\$24,898.07		
	PT-2010-03-18-02		0%	\$24,898.07		100%		
				\$000%		\$14,164.62		\$14,164.62100%
	PT-2010-03-19-02		0%	\$14,164.62		100%		
				\$00		\$62,490.26		
	PT-2010-03-20-07		0%	\$62,490.26		100%		
				\$00		\$24,929.25		
	PT-2010-03-22-02		0%	\$24,929.25		100%		
				\$00		\$30,000.00		
	PT-2010-03-23-02		0%	\$30,000.00		100%		

U. S. Department of Transportation National Highway Traffic Safety Administration

State of
Oklahoma

VOU Match Review
2010 - FINAL
For Approval

Report Date: 12/17/2010

Program Area	Project	Obligation Limitation (A)	State Match (B)	Current FY (C)	Carry Forward (D)	Share to Local (E)	PA State Match (F)	PA Federal Funds (G)
				\$0.00				\$75,000.00
	PT-2010-03-24-07		0%	\$75,000.00				100%
				\$0.00				\$46,525.58
	PT-2010-03-25-00		0%	\$46,525.58				100%
				\$0.00				\$65,337.81
	PT-2010-03-26-05		0%	\$65,337.81				100%
				\$0.00				\$4,369.05
	PT-2010-03-27-01		0%	\$4,369.05				100%
				\$0.00				\$54,137.29
	PT-2010-03-28-02		0%	\$54,137.29				100%
				\$0.00				\$0.00
	PT-2010-03-29-03		0%	\$226,338.92				0%
				\$0.00				\$56,709.48
	PT-2010-03-30-07		0%	\$56,709.48				100%
				\$0.00				\$61,712.33
	PT-2010-03-32-05		0%	\$61,712.33				100%
				\$0.00				\$9,835.42
	PT-2010-03-33-02		0%	\$9,835.42				100%
				\$0.00				\$29,763.10
	PT-2010-03-34-03		0%	\$29,763.10				100%
				\$0.00				\$20,000.00
	PT-2010-03-36-02		0%	\$20,000.00				100%
				\$0.00				\$27,450.00
	PT-2010-03-37-07		0%	\$27,450.00				100%
				\$0.00				\$56,000.00
	PT-2010-03-38-09		0%	\$56,000.00				100%
				\$0.00				\$9,742.08
	PT-2010-03-40-01		0%	\$9,742.08				100%
				\$0.00				\$12,316.01
	PT-2010-03-41-02		0%	\$12,316.01				100%

U. S. Department of Transportation National Highway Traffic Safety Administration

State of
Oklahoma

VOU Match Review

2010 - FINAL

For Approval

Report Date: 12/17/2010

Program Area	Project	Obligation Limitation (A)	State Match (B)	Current FY (C)	Carry Forward (D)	Share to Local (E)	PA State Match (F)	PA Federal Funds (G)
	TR-2010-07-01-00		\$0.00 0%	\$165,436.15		\$0.00 0%		
	Traffic Records Total		\$0.00 0%	\$165,436.15		\$0.00 0%		
Paid Advertising								
	PM-2010-04-01-00		\$0.00 0%	\$7,500.00		\$0.00 0%		
	PM-2010-02-01-04		\$0.00 0%	\$24,187.50		\$0.00 0%		
	Paid Advertising Total		\$0.00 0%	\$31,687.50		\$0.00 0%		
	NHTSA 402 Total	\$3,523,796.00	\$849,474.45 20%	\$2,445,635.23	\$952,262.54	\$1,883,291.41 55%	\$294,546.66 60%	\$200,213.72 6%
NHTSA 406								
	K4-2010-07-01-00		\$0.00 0%	\$83,808.58		\$0.00 0%		
	K4-2010-04-02-06		\$0.00 0%	\$47,511.39		\$0.00 0%		
	K4-2010-04-01-00		\$0.00 0%	\$353.46		\$0.00 0%		
	406 Safety Belts Incentive Total		\$0.00 0%	\$131,673.43		\$0.00 0%		
406 Safety Belts Paid Media								
	K4PM-2010-02-01-04		\$0.00 0%	\$103,842.18		\$0.00 0%		
	406 Safety Belts Paid Media Total		\$0.00 0%	\$103,842.18		\$0.00 0%		
406 Occupant Protection								
	K4OP-2010-05-01-00		\$0.00 0%	\$52,000.00		\$0.00 0%		
	406 Occupant Protection Total		\$0.00 0%	\$52,000.00		\$0.00 0%		

U. S. Department of Transportation National Highway Traffic Safety Administration

State of
Oklahoma

VOU Match Review

2010 - FINAL

For Approval

Report Date: 12/17/2010

Program Area	Project	Obligation Limitation (A)	State Match (B)	Current FY (C)	Carry Forward (D)	Share to Local (E)	PA State Match (F)	PA Federal Funds (G)
406 Police Traffic Services								
				\$0.00				\$0.00
	K4PT-2010-03-04-03		0%	\$162,235.98				0%
				\$0.00				\$0.00
	K4PT-2010-03-07-00		0%	\$9,750.00				0%
				\$0.00				\$0.00
	K4PT-2010-03-06-02		0%	\$30,500.00				0%
				\$0.00				\$0.00
	K4PT-2010-02-03-01		0%	\$18,239.03				0%
				\$0.00				\$0.00
				\$0.00				\$0.00
	406 Police Traffic Services Total		0%	\$220,725.01				0%
406 Traffic Records								
				\$0.00				\$0.00
	K4TR-2010-06-02-01		0%	\$160,433.60				0%
				\$0.00				\$0.00
	406 Traffic Records Total		0%	\$160,433.60				0%
406 Railroad/Highway Crossings								
				\$0.00				\$0.00
	K4RH-2010-02-02-06		0%	\$30,000.00				0%
				\$0.00				\$0.00
	406 Railroad/Highway Crossings Total		0%	\$30,000.00				0%
				\$0.00				\$0.00
	NHTSA 406 Total		0%	\$0.00	\$698,674.22			0%
408 Data Program SAFETEA-LU								
				\$140,362.09				\$0.00
	K9-2010-03-99-00		100%	\$0.00				0%
				\$0.00				\$0.00
	K9-2010-06-01-03		0%	\$89,138.48				0%
				\$0.00				\$0.00
	K9-2010-06-02-03		0%	\$160,312.09				0%

U. S. Department of Transportation National Highway Traffic Safety Administration

State of
Oklahoma

VOU Match Review
2010 - FINAL
For Approval

Report Date: 12/17/2010

Program Area	Project	Obligation Limitation (A)	State Match (B)	Current FY (C)	Carry Forward (D)	Share to Local (E)	PA State Match (F)	PA Federal Funds (G)
			\$.00				\$.00	
	K9-2010-06-03-02		0%	\$2,106.94			0%	
			\$.00				\$.00	
	K9-2010-06-05-04		0%	\$147,873.66			0%	
			\$.00				\$.00	
	K9-2010-02-01-04		0%	\$29,169.00			0%	
			\$.00				\$.00	
	K9-2010-06-04-07		0%	\$54,970.00			0%	
			\$.00				\$.00	
	K9-2010-06-07-01		0%	\$42,878.20			0%	
			\$.00				\$.00	
	K9-2010-06-06-04		\$.000%	\$35,000.00			\$.000%	
			\$140,362.09				\$.00	
	408 Data Program Incentive Total		20%	\$561,448.37			0%	
			\$140,362.09				\$.00	
	408 Data Program SAFETEA-LU Total	\$500,000.00	20%	\$.00	\$561,448.37		0%	
	410 Alcohol SAFETEA-LU							
			\$.00				\$.00	
	K8-2010-03-08-02		0%	\$30,500.00			0%	
			\$.00				\$.00	
	K8-2010-03-07-03		0%	\$30,000.00			0%	
			\$.00				\$.00	
	K8-2010-03-06-04		0%	\$788,798.28			0%	
			\$.00				\$.00	
	K8-2010-03-05-03		0%	\$99,127.48			0%	
			\$.00				\$.00	
	K8-2010-03-03-02		0%	\$20,000.00			0%	
			\$.00				\$.00	
	K8-2010-03-02-02		0%	\$11,345.44			0%	
			\$.00				\$.00	
	K8-2010-03-01-01		0%	\$14,137.07			0%	

U. S. Department of Transportation National Highway Traffic Safety Administration

State of
Oklahoma

VOU Match Review

2010 - FINAL

For Approval

Report Date: 12/17/2010

Program Area	Project	Obligation Limitation (A)	State Match (B)	Current FY (C)	Carry Forward (D)	Share to Local (E)	PA State Match (F)	PA Federal Funds (G)
				\$0.00				\$0.00
	K8-2010-02-02-01		0%	\$11,081.09				0%
				\$0.00				\$0.00
	K8-2010-02-01-01		0%	\$20,748.98				0%
				\$0.00				\$0.00
	K8-2010-07-01-00		0%	\$55,214.23				0%
				\$0.00				\$0.00
	K8-2010-06-01-01		0%	\$155,781.00				0%
				\$0.00				\$0.00
	K8-2010-05-02-02		0%	\$0.00				0%
				\$0.00				\$0.00
	K8-2010-04-01-00		0%	\$550.00				0%
				\$1,889,809.52				\$0.00
	K8-2010-03-99-00		100%	\$0.00				0%
				\$0.00				\$0.00
	K8-2010-03-10-03		0%	\$88,563.21				0%
				\$0.00				\$0.00
	K8-2010-03-09-03		0%	\$90,000.00				0%
				\$0.00				\$0.00
	K8-2010-03-04-03		0%	\$31,301.63				0%
				\$1,889,809.52				\$0.00
	410 Alcohol SAFETEA-LU Total		57%	\$1,447,148.41				0%
	410 Alcohol SAFETEA-LU Paid Media							
				\$0.00				\$0.00
	K8PM-2010-04-02-00		0%	\$279,600.00				0%
				\$0.00				\$0.00
	K8PM-2010-02-01-04		\$0.00%	\$163,061.11				\$0.00%
	410 Alcohol SAFETEA-LU Paid Media			\$0.00				\$0.00
	Total		0%	\$442,661.11				0%
				\$1,889,809.52				\$0.00
	410 Alcohol SAFETEA-LU Total	\$1,945,188.00	50%	\$0.00	\$1,889,809.52			0%

U. S. Department of Transportation National Highway Traffic Safety Administration

State of
Oklahoma

VOU Match Review
2010 - FINAL
For Approval

Report Date: 12/17/2010

Program Area	Project	Obligation Limitation (A)	State Match (B)	Current FY (C)	Carry Forward (D)	Share to Local (E)	PA State Match (F)	PA Federal Funds (G)
2010 Motorcycle Safety								
	K6-2010-03-01-04		\$0.00 0%	\$147,195.52		\$0.00 0%		
	2010 Motorcycle Safety Incentive Total		\$0.00 0%	\$147,195.52		\$0.00 0%		
	2010 Motorcycle Safety Total	\$110,346.00	0%	\$0.00	\$147,195.52	0%		
	NHTSA Total		\$2,879,646.06 30%	\$2,445,635.23	\$4,249,390.17	\$1,883,291.41 28%	\$294,546.66 60%	\$200,213.72 3%
	Total	\$6,079,330.00	\$2,879,646.06 30%	\$2,445,635.23	\$4,249,390.17	\$1,883,291.41 28%	\$294,546.66 60%	\$200,213.72 3%

FY 2010 FINANCIAL INFORMATION

Project Area	Approved Obligated	Total Expenditure	Expenditure vs. Obligated	Expenditure vs. Total Budget
AL	517,835.00	466,287.89	90%	10%
EM	18,113.00	0.00	0%	0%
MC	980.53	980.53	100%	0%
OP	818,660.00	530,674.90	65%	12%
PA	312,000.00	200,213.72	64%	4%
PT	2,594,569.01	2,002,617.08	77%	45%
PM	51,000.00	31,687.50	62%	1%
TR	166,900.00	165,436.15	99%	4%
402 FUNDS	4,480,057.54	3,397,897.77	76%	76%
406 FUNDS	1,172,205.25	698,674.22	60%	16%
408 FUNDS	1,241,543.68	561,448.37	45%	13%
410 FUNDS	4,623,648.07	1,889,809.52	41%	42%
2010 FUNDS	318,089.50	147,195.52	46%	3%
TOTAL NHTSA FUNDS	11,835,544.04	6,695,025.40	57%	56%
FARS ¹	97,000.00	81,520.66	84%	2%
TOTAL OF ALL FUNDS	11,932,544.04	6,776,546.06	57%	57%

1. FARS is a multiple year Cooperative Agreement; the obligated amount is based on agreement modifications received during FY 2010. The expenditures are actual expenditures during the fiscal year, from October 1, 2009 thru September 30, 2010.

NOTE: Charts and graphs represent federal dollars only.

FY2010 FINANCIAL INFORMATION
Obligations and Expenditures by Project Area Group

Project Area Grouping	Approved Obligated	Total Expenditure
AL	517,835.00	466,287.89
410 FUNDS	4,623,648.07	1,889,809.52
Alcohol Related Projects	<u>\$ 5,141,483.07</u>	<u>\$ 2,356,097.41</u>
EM	\$ 18,113.00	\$0.00
MC	980.53	980.53
2010 FUNDS	318,089.50	147,195.52
Motorcycle Related Projects	<u>\$ 319,070.03</u>	<u>\$ 148,176.05</u>
OP	818,660.00	530,674.90
PM	21,000.00	7,500.00
406 FUNDS	646,194.25	508,240.62
Occ. Protect Related Projects	<u>\$ 1,485,854.25</u>	<u>\$ 1,046,415.52</u>
PA	<u>\$ 312,000.00</u>	<u>\$ 200,213.72</u>
PT	2,594,569.01	2,002,617.08
PM	30,000.00	24,187.50
Police Traffic Related Projects	<u>\$ 2,624,569.01</u>	<u>\$ 2,026,804.58</u>
TR	166,900.00	165,436.15
406 FUNDS	496,011.00	160,433.60
408 FUNDS	1,241,543.68	561,448.37
FARS	97,000.00	81,520.66
Traffic Records Related Projects	<u>\$ 2,001,454.68</u>	<u>\$ 968,838.78</u>
RH Related Projects	<u>\$ 30,000.00</u>	<u>\$ 30,000.00</u>
TOTAL OF ALL FUNDS	<u><u>\$ 11,932,544.04</u></u>	<u><u>\$ 6,776,546.06</u></u>

