



# ***TEXAS HIGHWAY SAFETY ANNUAL REPORT FISCAL YEAR 2009***



PREPARED BY  
TRAFFIC OPERATIONS DIVISION  
125 E. 11<sup>TH</sup> STREET  
AUSTIN, TEXAS 78701-2483  
<https://www.txdot.gov/apps/eGrants/eGrantsHelp/index.html>  
(512) 416-3200



Governor Rick Perry

Amadeo Saenz P.E.  
Governor's Highway Safety Representative  
Executive Director  
Texas Department of Transportation

Carol Rawson, P.E.  
Interim Director, Traffic Operations Division  
Texas Department of Transportation

Terry A. Pence  
Traffic Safety Director  
Texas Department of Transportation



## PURPOSE OF THIS DOCUMENT

The purpose of the Texas Highway Safety Annual Report is to document and communicate the annual results of the Traffic Safety Program as defined in the corresponding Texas Highway Performance Plan (HSPP).

## TABLE OF CONTENTS

<b>EXECUTIVE SUMMARY.....</b>	<b>5</b>
Texas Traffic Safety Program .....	5
Crash Data .....	5
Accomplishing the Goals.....	6
Planning Future Improvements.....	7
<i>Section One</i>	
<b>THE TEXAS TRAFFIC SAFETY PROGRAM .....</b>	<b>9</b>
The Texas Traffic Safety Program.....	11
The Traffic Safety Organization.....	12
Evaluations, Reviews and Audits.....	15
Legislative Issues .....	16
<i>Section Two</i>	
<b>CRASH DATA &amp; TRENDS .....</b>	<b>19</b>
Challenges.....	21
Crash Summary .....	21
Problem Identification .....	22
Goals.....	22
Solutions.....	23
Performance Measure Definition.....	23
2008 Texas Motor Vehicle Traffic Crash Highlights .....	24
Performance Measures.....	25
Data Sources and Glossary .....	49
<i>Section Three</i>	
<b>PROGRAM AREA REPORTS.....</b>	<b>53</b>
Planning and Administration (PA-01) .....	55
Alcohol and Other Drug Countermeasures (AL-02).....	59
Emergency Medical Services (EM-03).....	81
Motorcycle Safety (MC-04) .....	83
Occupant Protection (OP-05).....	87
Pedestrian and Bicyclist Safety (PS-06).....	103
Police Traffic Services (PT-07) .....	109
Speed Control (SC-08) .....	117
Traffic Records (TR-09).....	121
Driver Education and Behavior (DE-10).....	125
Railroad / Highway Crossing (RH-11).....	139
Roadway Safety (RS-12) .....	141
Safe Communities (SA-13).....	147
School Bus (SB-14).....	153

*Section Four*

**PAID MEDIA REPORT..... 155**

FY09 Annual Holiday *Designate A Driver* Campaign .....157

FY09 Teen Click-It or Ticket Campaign.....161

FY09 *Click It or Ticket* Campaign and Summer *Buckle Up* Campaign .....165

FY09 College Who’s Driving Tonight? Campaign.....173

FY09 Labor Day *Drink. Drive. Go To Jail.* Campaign .....177

FY09 Save A Life Summit .....181

On the Road in Texas and los caminos de texas Radio NEWS Features.....183

FY09 Reality TV, Z-Generation: Fashioning Future Drivers.....184

Texas Driver’s Quiz And Prueba De Manejo Television News Features.....187

*Section Five*

**FINANCIAL SUMMARY..... 189**

Federal Expenditures by Program Area for FY2009 .....191

Total Traffic Safety Expenditures for FY 2009 .....193

FY 2009 Total Traffic Safety Expenditure Details.....195

*Section Six*

**BEST PRACTICES ..... 197**

Overview .....199

Texas AgriLife Extension Service .....199

Texas Transportation Institute (TTI) .....200

Texas Municipal Police Association (TMPA).....201

Irving Police Department .....202

City of Odessa Police Department .....203

Texas Department of State Health Services .....204

*Section Seven*

**TRAFFIC SAFETY OUTLOOK..... 205**

Continued Focus on Alcohol-Related Fatalities .....207

Share the Road .....207

Strategic Planning .....207

Improved Crash Reporting .....207

Special Management Review (SMR) .....207

Improving the Planning Process.....208

Continued Enhancements to eGrants .....208

*Appendix A*

**PROJECT CROSS REFERENCES .....211**

*Appendix B*

**NHTSA REVIEW CHECKLIST..... 267**

Checklist.....269

# EXECUTIVE SUMMARY

## TEXAS TRAFFIC SAFETY PROGRAM

The Texas Traffic Safety Program continued its mission of saving lives and preventing injuries through an extensive grants program. In 2009, there were 347 traffic safety projects in the Texas Traffic Safety Program. The \$67,915,111.11 expended in FY 2009 came from federal, state and local sources as follows:

- \$ 33,316,564.46 in federal funds
- \$5,279,306.90 in state funds
- More than \$ 29,319,239.75 in local funds.

## Legislative Issues

The 81<sup>st</sup> Texas Legislature convened during 2009. Several key traffic safety bills were passed during the session including:

- 1) An amendment was added to the existing statute regarding child passenger safety seats to require any child younger than 8 years of age to be restrained in a child passenger safety seat unless the child is taller than 4 feet, 9 inches in height.
- 2) The safety belt law was strengthened to include all seating positions, regardless of age.
- 3) A new law was passed to prohibit the use of wireless communication devices in school zones under certain restrictions.
- 4) A bill passed that expands the current Graduated Driver's License prohibitions for new drivers from six to 12 months, including prohibiting the use of a cell phone during the first 12 months, unless in the case of an emergency.
- 5) Operating a watercraft while intoxicated was added to the "operating a motor vehicle while intoxicated" statute.

*Note: Please refer to Legislative Issues in Section One for more information.*

## CRASH DATA

The 2003-2008 Annual Crash Reports for Texas are now posted online and available to the public. Prior to FY 2009, the most recent data available was 2001. The reports can be viewed at: [http://www.txdot.gov/txdot\\_library/drivers\\_vehicles/publications/crash\\_statistics/default.htm](http://www.txdot.gov/txdot_library/drivers_vehicles/publications/crash_statistics/default.htm)

Prior to the release of the annual reports this year, the last Annual Crash Report for Texas was produced with 2001 data and was published in 2003. The 2003-2008 Annual reports have been created and new reports have been added. These reports have never been accessible via the web. Also, if the public needs information which is not included in the report or for a specific location, requests can be made via the TxDOT website. At the same time the Annual Crash Reports were produced, an end of year data extraction for years 2003-2008 were created. These data extractions were provided to our governmental partners for their use.

## ACCOMPLISHING THE GOALS

### Education & Training

The Texas Traffic Safety Program funded a broad spectrum of education and training courses during FY 2009 including training for professionals to improve job performance.

### Enforcement Efforts

Traffic safety enforcement covered the state in the effort to reduce crashes caused by speeding, alcohol and other drugs, running red lights and stop signs, and failure to use safety belts or child passenger safety seats.

### Special Safety Belt and Impaired Driving Campaigns

#### ***Click It or Ticket Mobilization***

Based on statewide surveys completed by the Texas Transportation Institute in June of 2009, 92.94 percent of Texans buckled up in FY 2009 compared to the 91.24 percent during FY 2008. This is a record setting achievement for safety belt usage in Texas. Before Click It or Ticket (CIOT) enforcement and public education efforts began in Texas in 2002, only 76.1 percent of Texans buckled up. The substantial increase in the belt usage rate from 2002-2008 translates into an estimated 1,980 fewer Texans killed in traffic crashes and an estimated 46,475 fewer injuries on Texas roadways.

#### ***Teen Safety Belt Demonstration Project***

TxDOT took on the task to implement the NHTSA Region 6 Teen Safety Belt Demonstration Project starting with the May CIOT Mobilization. This involved expanding enforcement, media, community outreach, education, training, and evaluation efforts. The results were extremely positive. Survey results after the campaign indicated teen safety belt use in the 5 target counties (Dallas, Tarrant, Harris, Bexar and Hidalgo) increased 4.5 percentage points. Over 200 high schools in the targeted counties participated in the outreach effort. A strong web component was developed and implemented to support the efforts including having free music downloads as a reward for watching a new safety belt roll-over convincer video posted on the web. Adding the teen component was an excellent way to involve the media, enforcement, and outreach in the overall CIOT campaign.

#### ***Impaired Driving Mobilization for Labor Day***

TxDOT conducted a successful Impaired Driving Mobilization for Labor Day that included a new and innovative "Choose Your Ride" campaign. A statewide press event to announce the mobilization was held in Austin and local media events were conducted in various locations around the state. A website, web banners, outdoor and alternative media materials were used as part of the campaign. The artwork for the "Choose Your Ride" campaign featured a picture of car (front half is a police car and the back half is a cab). TxDOT's new alternative media/outreach efforts took place in the entertainment districts of Austin, Dallas, Fort Worth, Houston and San Antonio. Efforts included window clings placed on driver's side windows and street posters near bars and clubs in entertainment districts. Decals were also placed on bathroom mirrors and doors of bars, clubs and convenience stores with the help of our partners: the Texas Petroleum Marketers and Convenience Store Association and the Texas Alcoholic Beverage Commission. This new campaign generated increased enforcement, extra media attention, and expanded involvement with the TxDOT District Offices.

### Federal Funding

TxDOT applied for and received additional federal funding beyond the base 402 program: Section 405, 406, 408, 410, and 2010 funding (almost \$18 million extra).

The Traffic Safety Section developed the most detailed Highway Safety Performance Plan TxDOT ever submitted to NHTSA during FY 2009 for FY 2010. The new format provides an excellent tool for use in managing the program.

## PLANNING FUTURE IMPROVEMENTS

### Continued Focus on Alcohol-Related Fatalities

From 2003 – 2007, Texas experienced a reduction in fatalities from year to year. Unfortunately, Texas experienced a slight increase in fatalities from 3,462 in 2007 to 3,476 in 2008 (2008 CRIS). Alcohol continues to be a major contributing factor in traffic crashes and fatalities. Future program efforts need to continue to include education, training, and enforcement projects to address this problem.

### Share the Road

An alarming concern in the overall number of traffic fatalities is the significant increase in motorcycle fatalities. A record 529 motorcyclists (operators and passengers) died in crashes in 2008. Fifty-six percent (56%) of motorcyclists killed were not wearing helmets at the time of the crash. Motorcycle fatalities were 10% of Texas' overall fatalities two years ago. In 2008, they were over 15% of the fatalities. However, motorcycles represent only 2% of the vehicle mix. Additional attention needs to be placed on motorcycle training, being properly licensed, wearing protective equipment, impaired driving, and enhancing public information and education campaigns such as Share the Road to improve motorcycle safety.

### Strategic Planning

Texas will conduct a Strategic Planning Meeting for the Traffic Safety Program during FY 2010. The last formal Strategic Planning Meeting was conducted in FY 2003. At that time a Performance Plan with goals, strategies and objectives was developed that addressed FY 2004 - 2010. Now that recent crash data is available to assist with program planning, a Strategic Planning Meeting will be conducted to review and update program goals, strategies, and objectives for FY 2012 - 2016.

### Improved Crash Reporting

A new crash form (CR-3) becomes effective in Texas on January 1, 2010. Training will be provided to law enforcement throughout the state on the new form to help increase timely reporting and accuracy. Training will also address the 2010 Edition of the *Instructions to Police for Reporting Crashes* (CR-100). The CR-100 has undergone significant changes in an effort to make it more user-friendly and to clarify instructions and requirements.

### Special Management Review (SMR)

TxDOT will undergo a Special Management Review (SMR) during FY 2010. The reason for the SMR is based on Texas' rate of alcohol-related fatalities. States were selected for a SMR after an analysis of data for fatalities in alcohol impaired driving crashes for the years 2005 through 2008. SMR's are scheduled as a result of a State's consistent performance below the national average and progress less than half of that recorded by the nation as a whole. A SMR examines management and operational practices in a specific program area to identify opportunities to improve performance.

Texas was selected for the SMR based on its **Impaired Driving Fatality Rates** (FARS)

- Performance Measure: Alcohol-impaired driving fatality rate per 100 million VMT (fatal crashes that involve at least one driver or a motorcycle rider (operator) with a blood alcohol concentration (BAC) of 0.08 grams per deciliter or higher; FARS).
- Improvement Measure: Percent decrease in the alcohol-impaired driving fatality rate from the year prior to the three year span until the end of the three year span. Most recent years for which data are available: 2005 (base year), 2006, 2007, and 2008.

<b>Fatality Rate</b>		
<b>Year</b>	<b>Texas</b>	<b>National</b>
2005	0.561	0.457
2006	0.588	0.45
2007	0.55	0.433
2008	0.54	0.402

The national Alcohol-impaired driving fatality rate decrease was 12.04% (half is 6.02%). Texas' alcohol-impaired driving fatality rate decrease from 2005 to 2008 was 3.74%, which is less than one-half of the national alcohol-impaired driving fatality rate decrease (6.02%).

Texas' alcohol-impaired driving fatality rate was greater than the national average rate for the most recent three years and our alcohol-impaired driving fatality rate decrease from 2005 to 2008 was less than one-half of the national alcohol-impaired driving fatality rate decrease. Unfortunately, because of these two factors

Texas meets the criteria for selection for a SMR of its impaired driving program. NHTSA will schedule a time to conduct the SMR during FY 2010. The SMR may lead to the joint development of a Performance Enhancement Plan (PEP).



***Section One***  
THE TEXAS TRAFFIC SAFETY  
PROGRAM

**THIS PAGE INTENTIONALLY LEFT BLANK**



# THE TEXAS TRAFFIC SAFETY PROGRAM

## The Mission

Mission Statement	Goal	Strategy
The mission of the Texas Traffic Safety Program is to operate in a manner that saves lives and prevents injuries.	The goal of the program is to identify traffic safety problem areas and programs to reduce the number and severity of traffic-related crashes, injuries, and fatalities.	The strategy employed by TRF-TS includes the use of information, technology, resources and skills to identify priority traffic safety issues, plan initiatives, generate coordinated action, and evaluate & communicate results.
This directly supports the Texas Department of Transportation’s mission “to work cooperatively to provide safe, effective, and efficient movement of people and goods”.		

## Traffic Safety Program Areas

Texas planned and implemented an extensive and diverse traffic safety program in FY 2009, with projects in the following program areas:

- |  |   |
|--|---|
| 01 - Planning and Administration (PA)            | 08 - Speed Control (SC)                 |
| 02 - Alcohol and Other Drug Countermeasures (AL) | 09 - Traffic Records (TR)               |
| 03 - Emergency Medical Services (EM)             | 10 - Driver Education and Behavior (DE) |
| 04 - Motorcycle Safety (MC)                      | 11 - Railroad / Highway Crossing (RH)   |
| 05 - Occupant Protection (OP)                    | 12 - Roadway Safety (RS)                |
| 06 - Pedestrian/Bicycle Safety (PS)              | 13 - Safe Communities (SA)              |
| 07 - Police Traffic Services (PT)                | 14 - School Bus Safety (SB)             |

## Program Funding

Funding is from the National Highway Traffic Safety Administration (NHTSA), a division of the U.S. Department of Transportation. Over 350 traffic safety grants are awarded annually to state, local and non-profit agencies across Texas equaling approximately 79 million dollars per year.

Grants were awarded based on the merits of the specific proposed project, relevancy to the current traffic safety issues as identified by the state, and the approval of the Texas Transportation Commission and NHTSA.

On July 31, 2008, the Texas Transportation Commission approved the *FY 2009 Texas Highway Safety Performance Plan*, which described how federal highway safety funds would be programmed consistent with the guidelines, priority areas, and other Section 402 requirements. In addition to the Section 402 program, the FY 2009 Texas Traffic Safety Program included funding from the Safe Accountable Flexible Efficient Transportation Equity Act, A Legacy for Users (SAFETEA-LU). These included:

- Section 405 - OP SAFETEA-LU Incentive Funds K2 <sup>1</sup>
- Section 406 - Safety Belt Incentive Funds K4 <sup>3</sup>
- Section 408 – State Traffic Safety Information System Improvement Funds K9 <sup>2</sup>
- Section 410 - AL SAFETEA-LU Incentive Funds K8 <sup>4</sup>
- Section 2010 - Motorcycle Safety Incentive Funds <sup>5</sup>

<sup>1</sup>*Awarded 04-17-09*

<sup>2</sup>*Awarded 07-31-09*

<sup>3</sup>*Awarded 08-19-09*

<sup>4</sup>*Awarded 09-04-09*

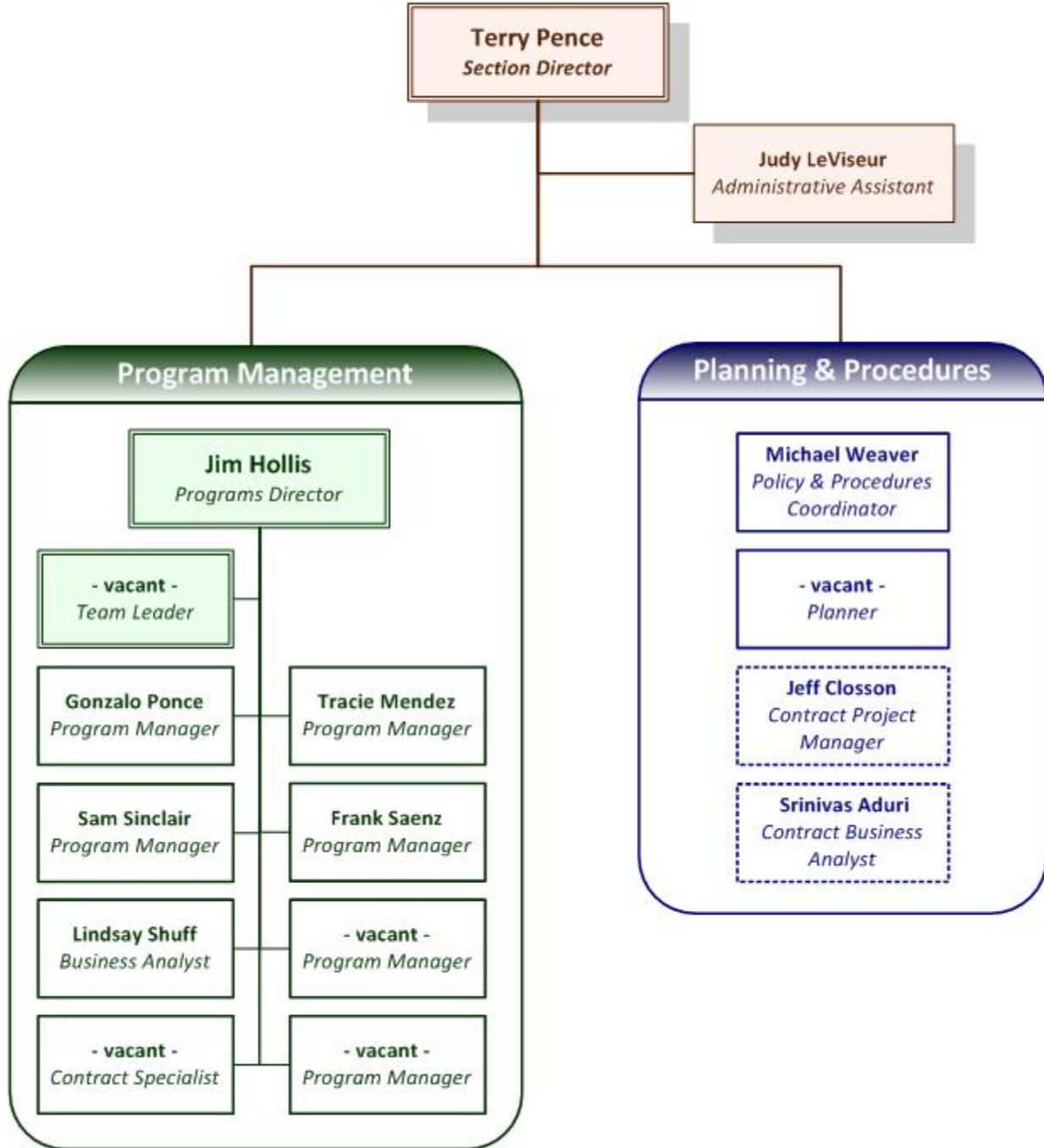
<sup>5</sup>*Awarded 09-15-09*

## THE TRAFFIC SAFETY ORGANIZATION

The Texas Traffic Safety Program is managed by the Traffic Safety Section (TRF-TS) of TxDOT's Traffic Operations Division, and supported by Traffic Safety Specialists (TSS) in each of the 25 TxDOT Districts across the state. The following organization charts show the details of these two groups respectively.

The Traffic Safety Section

## Traffic Safety Section



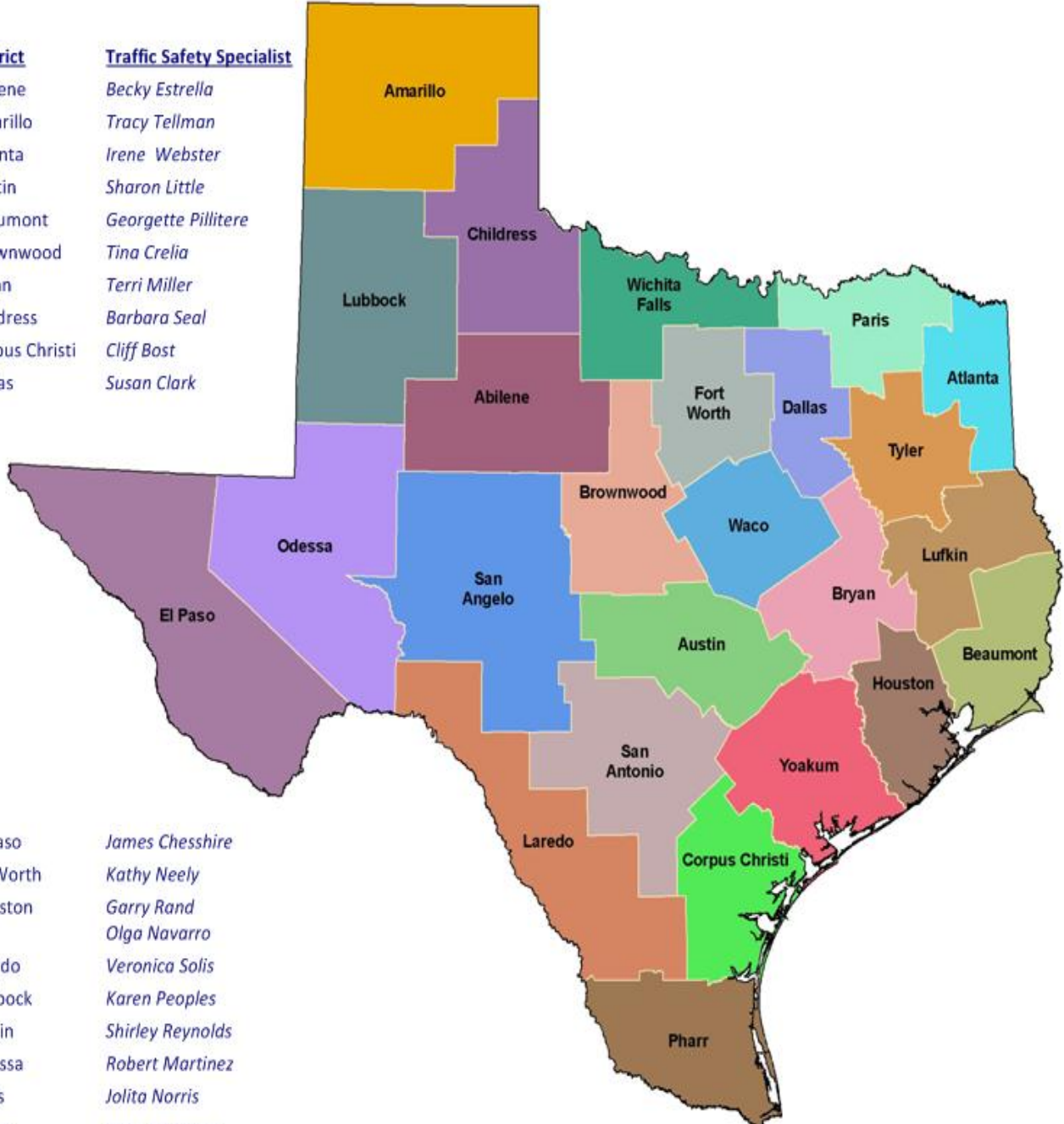
Current as of 8/21/2009

The District Traffic Safety Specialists

**District Traffic Safety Specialists**

**District**      **Traffic Safety Specialist**

Abilene	<i>Becky Estrella</i>
Amarillo	<i>Tracy Tellman</i>
Atlanta	<i>Irene Webster</i>
Austin	<i>Sharon Little</i>
Beaumont	<i>Georgette Pillitere</i>
Brownwood	<i>Tina Crelia</i>
Bryan	<i>Terri Miller</i>
Childress	<i>Barbara Seal</i>
Corpus Christi	<i>Cliff Bost</i>
Dallas	<i>Susan Clark</i>



El Paso	<i>James Chesshire</i>
Ft. Worth	<i>Kathy Neely</i>
Houston	<i>Garry Rand</i> <i>Olga Navarro</i>
Laredo	<i>Veronica Solis</i>
Lubbock	<i>Karen Peoples</i>
Lufkin	<i>Shirley Reynolds</i>
Odessa	<i>Robert Martinez</i>
Paris	<i>Jolita Norris</i>
Pharr	<i>Ruby Martinez</i>
San Angelo	<i>James Whitlock</i>
San Antonio	<i>Linda Tomasini</i> <i>Sam Aquirre</i>
Tyler	<i>Juanita Daniels-West</i>
Waco	<i>Cindy Parks</i>
Wichita Falls	<i>Patsy Walls</i>
Yoakum	<i>Rhonda Moorman</i>

*Current as of 8/31/2009*

## EVALUATIONS, REVIEWS AND AUDITS

First and Last Voucher Review

***May 2009 - NHTSA***

OMB Circular A-133 Federal Compliance Audit

***July–December 2009 - Texas State Auditor's Office***

eGrants Audit

***August 2009 – TxDOT Internal Audit Office***

## LEGISLATIVE ISSUES

The 81<sup>st</sup> Texas Legislature convened in January 2009. Following is a description of the bills related to traffic safety that passed. The text, history and status of all bills is available at: <http://www.capitol.state.tx.us/>

### **Prohibition on Wireless Communications**

#### House Bill 55

- *Creates a statewide traffic offense for the use of a wireless communication devices in a school zone unless the vehicle is stopped or a hands-free device is used. Cities, counties of any other political subdivision wishing to enforce this prohibition must post a sign at the beginning of each school zone to inform drivers that use of a wireless communications device is prohibited and the operator is subject to a fine.*
- *Requires TxDOT to develop standards for the sign. The bill invalidates local ordinances inconsistent with the terms of the legislation. The bill notes that it is a defense to prosecution if the operator was making an emergency call.*

*Effective Date: September 1, 2009*

### **Driver's Education**

#### House Bill 339

- *Requires each school district to consider offering a driver education course for a fee, increases the total hours of behind-the-wheel driving instruction a teen receives to 34, makes the qualifications for driving instructors more stringent, requires DPS to conduct a driving test for each applicant under the age of 18, and for DPS to collect and publish statistics related to the effectiveness of different methods of driver education.*
- *Creates an adult drivers education requirement for applicants older than 18 and younger than 21. The bill expands the current Graduated Driver's License prohibitions for new drivers from six to 12 months. The bill provides that the use of a wireless device by a teen while operating a vehicle during the first twelve months is allowable in cases of emergency.*

*Effective Date: September 1, 2009*

#### House Bill 2730

- *(Sunset Legislation for the Department of Public Safety) has similar provisions as HB 339.*

*Effective Date: September 1, 2009*

#### Senate Bill 1317

- *Has similar provisions as HB 339.*

*Effective Date: March 1, 2010*

### **Safety Belts**

#### Senate Bill 61

- *Amends the existing statute regarding child passenger safety seats. The bill requires an operator to keep any child younger than eight years of age restrained in a child passenger safety seat unless the child is taller than 4 feet, 9 inches in height.*
- *Amends the existing fine structure to be not more than \$25 for a first offense and \$250 for a subsequent of second offense.*
- *Creates a new court cost for conviction of an offense under this section to be collected and used by TxDOT for the purchase of safety seats for low income families.*

*Effective Date: September 1, 2009.*



*Note that citations may only begin to be issued on June 1, 2010. Prior to that date, an officer may issue a warning.*

House Bill 537:

- *Removes the current exemption for third party Medicaid transportation provisions regarding the use of child passenger safety seats;*
- *Defines a passenger vehicle to include a passenger van designed to transport 15 or fewer passengers including the driver;*
- *Makes it an offense for a person who is at least 15 to not be secured by a safety belt in any seating position of the vehicle (current offense limited to front seat passengers);*
- *Creates an offense for a person that allows a child who is younger than 17 to ride in a passenger van designed to transport 15 or fewer passengers without securing the child in a child safety seat or safety belt;*
- *Prohibits a motorcycle operator from carrying a passenger under the age of 5 unless the child is seated in a sidecar attached to the motorcycle.*

*Effective Date: September 1, 2009*

House Bill 3638

- *Creates an exception to the state safety belt law for the solid waste handlers.*

*Effective Date: September 1, 2009*

**Local Preference for Media Purchases**

House Bill 2521

- *Requires the Comptroller of Public Accounts and each state agency conducting an advertising campaign that includes a commercial to give preference to a company located in Texas if the services meet state requirements regarding service and quality, and if the cost does not exceed the cost of similar services from outside the State.*

*Effective Date: September 1, 2009*

**Municipal Authority to Alter Speed Limits**

House Bill 2628

- *Removes certain restrictions currently in place as to where a municipality has the authority to declare a lower speed limit of not less than 25 miles per hour on certain types of highways in an urban district if the governing body determines that the prima facie speed limit on the highway in the municipality is unreasonable or unsafe. This authority does not apply to a portion of the state highway system. The bill requires a municipality that declares such a lower speed limit to provide a report to TxDOT.*

*Effective Date: June 19, 2009*

**Safe Routes to School License Plate Funds**

Senate Bill 161

- *Diverts the revenue from God Bless Texas and God Bless America license plates from the Safe Routes to School Program to the Texas Education Agency for use by a statewide bicycle advocacy organization.*

*Effective Date: May 27, 2009*

**Operating a Motor Vehicle or Watercraft While Intoxicated**

Senate Bill 328

- *Amends the Alcoholic Beverage Code, Chapter 106 and Transportation Code, Chapter 524 to include the operation of a watercraft while intoxicated or under the influence of alcohol to the driver license suspension statutes related to driving under the influence by a minor. The bill would also amend the Transportation Code to add to the circumstances under which a peace officer would be authorized to take a specimen of a person's breath or blood. Additionally, the bill would amend the Transportation Code and the Code of Criminal Procedure regarding procedures for drawing a blood specimen from a vehicle operator to test for alcohol concentration or other intoxicating substances as those procedures affect law enforcement and certain medical personnel. The bill would amend the Code of Criminal Procedure to increase the reinstatement fee for a license suspended under sections 49.04-49.08, Penal Code from \$50 to \$100.*

*Effective Date: September 1, 2009*

**Safe Operation of Motorcycles and other Vehicles**

**Senate Bill 1967**

- *Requires TxDOT to conduct a continuing public awareness campaign to promote motorcyclist safety and the concept of sharing the road with motorcyclists. Additionally, the bill would require that applicants for an original class M license or class A, B, or C driver's license (including commercial driver licenses and permits), with authorization to operate a motorcycle, provide evidence of completion of an approved motorcycle operator training course.*
- *Increases penalties for failure to yield the right-of-way if there is a crash that results in injury to a person other than the operator.*

*Effective Date: September 1, 2009*

***Section Two***  
**CRASH DATA & TRENDS**

**THIS PAGE INTENTIONALLY LEFT BLANK**

## CHALLENGES

### Alcohol-related Crashes

Crashes, injuries and fatalities caused by drunk drivers continue to be the major traffic safety problem in Texas. Fatalities related to alcohol were slightly increased. Alcohol-related fatalities reported by the Fatality Analysis Reporting System (FARS) decreased slightly in Texas to 1,672 in 2007 versus 1,745 in 2006.

### Occupant Protection

Based on statewide surveys completed by the Texas Transportation Institute in June of 2009, 92.94 percent of Texans buckled up in FY 2009 compared to the 91.24 percent during FY 2008. Before Click It or Ticket (CIOT) enforcement and public education efforts began in Texas in 2002, only 76.1 percent of Texans buckled up. The substantial increase in the belt usage rate from 2002-2008 translates into an estimated 1,980 fewer Texans killed in traffic crashes and an estimated 46,475 fewer injuries on Texas roadways. The challenge for the future is this: maintain our belt usage rate while devising new strategies to impact the “hard to reach” population.

From 2001-2008, the use of safety belts in our state has saved the State of Texas and society an estimated \$8.25 billion in wage and productivity losses, medical expenses, administrative expenses, motor vehicle damage, employer costs, taxes, insurance premiums, travel delays and a measure of the value of lost quality of life. The economic impact was derived from using the average comprehensive costs on a per-injured-person basis from 2001 provided by the National Safety Council. These numbers were adjusted to actual fatality and injury numbers from motor vehicle crashes in Texas in 2001.

The significant improvement in safety belt use is attributed to increased enforcement, a large public information and education campaign, statewide increase in local community involvement, as well as strong campaign participation and support from the National Highway Traffic Safety Administration (NHTSA) Region 6.

## CRASH SUMMARY

The CRIS (Crash Records Information System) has data from 2003 through 2008. Final FARS data for 2007 is listed in the table below.

		1997	2006	2007
<b>Number of Texas Fatalities</b>	<i>TX Data</i>	3,508	3,521	3,462
	<i>FARS Data</i>	3,513	3,531	3,466
<b>Miles Driven</b> (100 million vehicle miles traveled in Texas)	<i>TX Data</i>	1,962.6	2,368.5	2,417.5
	<i>FARS Data</i>	N/A	2,382.56	2,434.44
<b>Mileage Death Rate</b> (Persons killed per 100 million vehicle miles traveled)	<i>TX Data</i>	1.79	1.49	1.43
	<i>FARS Data</i>	1.77	1.48	1.42
<b>Texas Population</b>	<i>TX Data</i>	19,439,337	23,834,406	24,105,417
	<i>FARS Data</i>	19,439,337	23,367,534	23,843,432
<b>Population Death Rate</b> (Persons killed per 100,000 Texas Population)	<i>TX Data</i>	18.05	14.94	14.73
	<i>FARS Data</i>	18.07	15.11	14.54
<b>Notes:</b>				

TX Data Sources

Fatalities: TX Accident File for 1997, CRIS, as of 12/17/09, for 2006 & 2007.

Miles Driven: TxDOT Transportation Planning and Programming Division.

Population: Population estimates from the Texas State Data Center and Office of the State Demographer.

FARS Data Sources

Fatalities: Final FARS file for 1997, 2006 and 2007.

Miles Driven: FHWA.

Population: U.S. Census Bureau

## PROBLEM IDENTIFICATION

The Texas Department of Transportation, Traffic Operations Division, coordinates the development and implementation of highway safety performance goals, strategies, and objectives for each program area based on the problems identified in each area. These problem areas are based on both the national issues identified by NHTSA, and the statewide issues specific to Texas. The crash data listed above is used to show the trends of these issues, and is used as a baseline to demonstrate improvement in each area.

The agencies that Texas works with to identify these problem areas, and determine how to address them, include the following: AAA-Texas, AARP, MADD-Texas, Texas Department of Public Safety (TxDPS), Texas Department of State Health Services (DSHS), Texas Transportation Institute (TTI), Texas AgriLife Extension Service, Texas Engineering Extension Service (TEEX), Texas Bicycle Coalition (TBC), and the NHTSA Region 6.

## GOALS

For Fiscal Year 2009, the following goals were identified:

- To reduce the number of motor vehicle crashes, injuries and fatalities
- To provide effective and efficient management of the Texas Traffic Safety Program
- To reduce the number of Alcohol and other drug-related crashes, injuries, and fatalities
- To reduce the number of DUI-related crashes where the driver is under age 21
- To improve EMS care and support provided to motor vehicle trauma victims in rural and frontier areas of Texas
- To reduce the number of motorcyclist fatalities
- To increase occupant restraint use in all passenger vehicles and trucks
- To reduce the number of motor vehicle-related pedestrian and bicyclist fatalities
- To increase effective enforcement and adjudication of traffic safety-related laws to reduce fatal and serious injury crashes
- To reduce commercial motor vehicle crashes, injuries and fatalities involving vehicles with a Gross Vehicle Weight Rating (GVWR) of >10,000 pounds
- To reduce the number of speed-related fatal and serious injury crashes
- To improve the timeliness of, quality of, availability of, and linkages of records between crash data bases
- To increase public knowledge, perception and understanding of traffic safety
- To reduce KAB crashes at railroad/highway crossings

- To reduce the number of traffic crashes, injuries, and fatalities in work zones per 100 million vehicle miles traveled
- To increase knowledge of roadway safety and current technologies among people involved in engineering, construction, and maintenance areas at both the state and local level
- To establish integrated community traffic safety programs to prevent traffic-related fatalities and injuries
- To reduce school bus-related crashes, injuries and fatalities

Please refer to the **Performance Measures** table below for a detailed list of the program areas, goals, strategies and performance measures.

## SOLUTIONS

Based on this problem identification information, and the defined goals, Texas works with state and local agencies, as well as public and private organizations to develop and submit project proposals designed to support those goals and strategies.

**Note:** Please refer to **Section Three: Program Area Reports** and **Section Four: Paid Media Reports** for more details.

## PERFORMANCE MEASURE DEFINITION

### Defining Performance Measures

Objectives and performance measures were subsequently developed by Texas to improve safety on Texas roadways and reduce the number of crashes, injuries and fatalities. These objectives and performance measures were included in the FY 2009 Performance Plan.

To the extent possible, Texas has included the new *Traffic Safety Performance Measures for States and Federal Agencies*, defined by NHTSA and the Governors Highway Safety Association (GHSA), into the makeup of the Performance Plan. However, since the FY 2009 Highway Safety Performance Plan was developed before the new list of performance measures was integrated into the Texas Grant Lifecycle, some of them may not be specifically addressed. Moving forward, Texas has included all of these performance measures, as indicated in the FY 2010 Highway Safety Performance Plan submitted in September 2009.



## Texas Motor Vehicle Traffic Crash Highlights Calendar Year 2008

- The Fatality Rate on Texas roadways for 2008 was 1.41 deaths per hundred million vehicle miles traveled. This is a 1.40% decrease from 2007.
- Texas experienced an increase in the number of motor vehicle traffic fatalities. The 2008 death toll of 3,468 was an increase of 0.20% from the 3,461 deaths recorded in 2007.
- There were 61,954 serious injury crashes in Texas in 2008. These crashes resulted in 84,508 people sustaining a serious injury.
- The annual vehicle miles traveled in Texas during 2008 reached 245.264 billion, an increase of 1.46% over the 241.746 billion traveled in 2007.
- Fatalities in traffic crashes in rural areas of the state accounted for 54.1% of the state's traffic fatalities. There were 1,877 deaths in rural traffic crashes.
- Single vehicle, run-off the road crashes resulted in 1,116 deaths in 2008. This was 32% of all motor vehicle traffic deaths in 2008.
- In 2008 there were 829 people killed in crashes occurring in intersections or related to an intersection.
- There were 510 people killed in head-on crashes in 2008.
- There were no deathless days on Texas roadways in 2008.
- Friday, August 8th was the deadliest day in 2008 with thirty-two (32) persons killed in traffic crashes. August and October were the deadliest months with 320 persons killed in both months.
- Based on reportable crashes in 2008:
  - **1 person was killed every 2 hours 32 minutes**
  - **1 person was injured every 2 minutes 10 seconds**
  - **1 reportable crash occurred every 72 seconds**
- Of all persons killed in vehicles where restraint usage was applicable and usage was known in 2008, 56% were reported as not restrained when the fatal crash occurred.
- 242,698 persons were injured in motor vehicle traffic crashes in 2008.
- There were 529 motorcyclists (operators and passengers) killed in 2008. Fifty-six percent (56%) of motorcyclists killed were not wearing helmets at the time of the crash.
- Pedestrian fatalities totaled 438 in 2008. This is a 5% increase from 2007.
- Pedalcyclist fatalities totaled 48 in 2008. This is a 4% decrease from 2007.
- In 2008, there were 975 people killed in motor vehicle traffic crashes where a driver was under the influence of alcohol. This is 28.1% of the total number of people killed in motor vehicle traffic crashes.
- During 2008, more DUI - Alcohol crashes were reported in the hour between 2:00 am and 2:59 am than any other hour of the day. Also, more alcohol related crashes occurred on Saturday than any other day of the week.

*Information contained in this report represents reportable data collected from Texas Peace Officer's Crash Reports (CR-3) received and processed by the Department as of June 30, 2009.*



PERFORMANCE MEASURES

Goals	Strategies	Performance Measures	Figure Ref.	Baseline	Target	Actual
<b>Overall State Goal</b>						
To reduce the number of motor vehicle crashes, injuries and fatalities		1: Mileage Death Rate	Figure 2.	1.42/100M VMT (2007 CRIS) 1.47/100M VMT (2006 FARS)	1.41 fatalities per 100M VMT	1.42 fatalities per 100M VMT (FARS)
		2: Serious Injury Rate	Figure 4.	37.28 serious injuries per 100M VMT (2007 CRIS)	37.2 serious injuries per 100M VMT	37.82 serious injuries per 100M VMT
<b>Planning and Administration Program Area – 01</b>						
To provide effective and efficient management of the Texas Traffic Safety Program	Provide training and assistance for local and statewide traffic safety problem identification. Provide procedures and training on highway safety planning and project development. Ensure availability of program and project management training. Review and update program procedures as needed. Conduct periodic project monitoring and evaluation of traffic safety activities. Perform accurate accounting and efficient reimbursement processing. Maintain coordination of traffic safety efforts and provide technical assistance.	No current quantifiable performance measures or objectives				

Goals	Strategies	Performance Measures	Figure Ref.	Baseline	Target	Actual
<b>Alcohol and Other Drug Countermeasures Program Area – 02</b>						
<p>To reduce the number of Alcohol and other drug-related crashes, injuries, and fatalities</p> <p>To reduce the number of DUI-related crashes where the driver is under age 21</p>	<p>Increase enforcement of DWI laws.                      Increase sustained enforcement.                      Increase high visibility enforcement.                      Improve BAC testing and reporting to the State's crash records information system.                      Improve anti-DWI public information and education campaigns.                      Increase the number of law enforcement task forces and coordinated enforcement campaigns.                      Increase training for anti-DWI advocates.                      Increase intervention efforts.                      Improve and increase training for law enforcement officers.                      Improve DWI processing procedures.                      Develop a DWI and minor in possession tracking system.                      Improve adjudication of DWI cases through improved training for judges, administrative license revocation judges, and prosecutors, and improved support materials for judges and prosecutors.                      Improve education programs on alcohol and driving for youth.                      Increase enforcement of driving under the influence by minors laws.                      Increase public education and information, concentrating on</p>	<p>3: Number of Alcohol-related fatalities per 100M VMT (Based on FARS estimates)</p>	Figure 9.	<p>0.71 Alcohol-related fatalities per 100M VMT (2006 FARS)                      0.41 Alcohol-related fatalities per 100M VMT (2007 CRIS)</p>	<p>0.65 Alcohol-related fatalities per 100M VMT (Based on FARS estimates)</p>	<p>0.63 Alcohol-related fatalities per 100M VMT (Based on FARS estimates)</p>
		<p>4: Number of DUI-related (alcohol or other drugs) KAB crashes per 100M VMT</p>	Figure 14.	<p>3.58 DUI-related (alcohol or other drugs) KAB crashes per 100M VMT (2007 CRIS)</p>	<p>3.06 DUI related (alcohol or other drugs) KAB crashes per 100M VMT</p>	<p>3.56 DUI-related (alcohol or other drugs) KAB crashes per 100M VMT</p>
		<p>5: Number of 16-20 year old DUI drivers (alcohol or other drugs) in KAB crashes per 100,000 16-20 year-olds</p>	Figure 15.	<p>69.69 16-20 year old DUI drivers (alcohol or other drugs) in KAB crashes per 100,000 16-20 year-olds (2007 CRIS)</p>	<p>56.07 16-20 year old DUI drivers (alcohol or other drugs) in KAB crashes per 100,000 16-20 year-olds</p>	<p>66.36 16-20 year old DUI drivers (alcohol or other drugs) in KAB crashes per 100,000 16-20 year-olds</p>
		<p>6: Number of DUI-related (alcohol or other drugs) fatalities per 100M VMT</p>	Figure 16.	<p>0.44 DUI-related (alcohol or other drugs) fatalities per 100M VMT (2007 CRIS)</p>	<p>0.43 DUI-related (alcohol or other drugs) fatalities per 100M VMT</p>	<p>0.48 DUI-related (alcohol or other drugs) fatalities per 100M VMT</p>
		<p>7: Number of DUI-related (alcohol or other drugs) serious injuries per 100M VMT</p>	Figure 17.	<p>4.59 DUI-related (alcohol or other drugs) serious injuries per 100M VMT (2007 CRIS)</p>	<p>4.17 DUI-related (alcohol or other drugs) serious injuries per 100M VMT</p>	<p>4.46 DUI-related (alcohol or other drugs) serious injuries per 100M VMT</p>

Goals	Strategies	Performance Measures	Figure Ref.	Baseline	Target	Actual
	youth age 5-13 and 14-20, including parent education on drinking and driving. Develop innovative ways and programs to combat underage drinking and driving.					
<b>Emergency Medical Services Program Area - 03</b>						
To improve EMS care and support provided to motor vehicle trauma victims in rural and frontier areas of Texas.	To increase the availability of EMS training in rural and frontier areas.	8: EMS response time in rural areas	N/A	EMS response time to motor vehicle trauma calls in rural areas reduced to 12.97 minutes (preliminary results- 2004 DSHS)	EMS response time to motor vehicle trauma calls in rural areas reduced to 11.1 minutes	EMS response time to motor vehicle trauma calls in rural areas is 12.3 minutes (2006 DSHS)
	Increase EMS involvement in local community safety efforts.	9: EMS response time in frontier areas	N/A	Average EMS response time to motor vehicle crashes in frontier areas less than 18.99 minutes (preliminary results - 2004 DSHS)	Decrease EMS response time to motor vehicle trauma calls to 13.95 minutes in frontier areas	EMS response time to motor vehicle trauma calls is 12.3 minutes in frontier areas (2006 DSHS)
<b>Motorcycle Safety Program Area - 04</b>						
To reduce the number of motorcyclist fatalities	Increase enforcement of existing motorcycle helmet law for riders and passengers under 21.	10: Number of motorcyclist fatalities	Figure 18.	346 motorcyclist fatalities (2006 FARS)	Reduce motorcyclist fatalities to no more than 336	407 motorcyclist fatalities (FARS) 529 motorcyclist fatalities (CRIS)
	Improve public information and education on motorcycle safety, including the value of wearing a helmet. Improve public information and education on the value of not operating a motorcycle while under the influence of alcohol and/or other drugs. Increase rider education and training					

Goals	Strategies	Performance Measures	Figure Ref.	Baseline	Target	Actual
<b>Occupant Protection Program Area – 05</b>						
To increase occupant restraint use in all passenger vehicles and trucks	<p>Increase enforcement of occupant protection laws.</p> <p>Increase sustained enforcement</p> <p>Increase high visibility enforcement.</p> <p>Increase public information and education campaigns.</p> <p>Increase intervention efforts by healthcare professionals, teachers, and all safety advocates</p> <p>Concentrate efforts on historically low use populations.</p> <p>Increase judges' and prosecutors' awareness of safety belt misuse.</p> <p>Increase retention of child passenger safety (CPS) instructors.</p> <p>Increase training opportunities for CPS instructors.</p> <p>Increase EMS/fire department involvement in CPS fitting stations.</p> <p>Maintain CPS seat distribution programs for low-income families.</p> <p>Increase occupant protection education and training for law enforcement and judges.</p>	11: Driver and outboard front seat passenger restraint use	Figure 19.	91.2 percent (2008 TTI)	93.25 percent	92.94 percent
		12: Safety belt use rate by children age 5-16	N/A	58.2 percent (2007 TTI)	71.0 percent	71.1 percent
		13: Child passenger restraint use rate for children ages 0-4	N/A	82.0 percent (2007 TTI)	83.5 percent	86.4 percent
<b>Pedestrian and Bicyclist Safety Program Area – 06</b>						
To reduce the number of motor vehicle-related pedestrian and bicyclist fatalities	<p>Increase enforcement of traffic laws about bicycle right of way.</p> <p>Increase motorist awareness for sharing the road with bicyclists.</p> <p>Improve bicycle crash data.</p>	14: Number of motor vehicle-related pedestrian fatalities per 100,000 population	Figure 20.	1.74 motor vehicle-related pedestrian fatalities per 100,000 population (2007 CRIS)	No more than 1.68 motor vehicle-related pedestrian fatalities per 100,000 population	1.73 motor vehicle-related pedestrian fatalities per 100,000 population

Goals	Strategies	Performance Measures	Figure Ref.	Baseline	Target	Actual
	<p>Increase public information and education efforts on the use of safety equipment.</p> <p>Improve identification of problem areas for pedestrians.</p> <p>Improve pedestrian "walkability" of roads and streets.</p> <p>Improve data collection on pedestrian injuries and fatalities.</p> <p>Improve public education and information on pedestrians and "safe walking".</p>	<p>15: Number of bicyclist fatalities per 100,000 population</p>	Figure 21.	0.24 bicyclist fatalities per 100,000 population (2007 CRIS)	0.124 bicyclist fatalities per 100,000 population	0.21 bicyclist fatalities per 100,000 population
<b>Police Traffic Services Program Area – 07</b>						
<p>To increase effective enforcement and adjudication of traffic safety-related laws to reduce fatal and serious injury crashes</p>	<p>Increase enforcement of traffic safety-related laws including speed-related.</p> <p>Increase sustained enforcement including speed related laws.</p> <p>Increase public education and information campaigns.</p> <p>Increase traffic law enforcement technical and managerial support to local law enforcement agencies and highway safety professionals.</p> <p>Increase public information and education on sharing the road with commercial motor vehicles (CMV).</p> <p>Develop partnerships with CMV industry and trade associations to increase education and training of the general public and drivers.</p> <p>Increase enforcement of commercial motor vehicle speed limits.</p>	<p>16: Number of KAB crashes per 100M VMT</p> <p>17: Number of intersection and intersection-related KAB crashes per 100M VMT</p>	Figure 22. Figure 23.	<p>28.22 KAB crashes per 100M VMT (2007 CRIS)</p> <p>11.4 intersection and intersection-related KAB crashes per 100M VMT (2007 CRIS)</p>	<p>28.2 KAB crashes per 100M VMT</p> <p>10.0 intersection and intersection-related KAB crashes per 100M VMT</p>	<p>27.98 KAB crashes per 100M VMT</p> <p>11.43 intersection and intersection-related KAB crashes per 100M VMT</p>
<p>To reduce commercial motor vehicle crashes, injuries and fatalities involving vehicles with a Gross Vehicle Weight Rating (GVWR) of &gt;10,000 pounds</p>	<p>Increase enforcement of traffic safety-related laws including speed-related.</p> <p>Increase sustained enforcement including speed related laws.</p> <p>Increase public education and information campaigns.</p> <p>Increase traffic law enforcement technical and managerial support to local law enforcement agencies and highway safety professionals.</p> <p>Increase public information and education on sharing the road with commercial motor vehicles (CMV).</p> <p>Develop partnerships with CMV industry and trade associations to increase education and training of the general public and drivers.</p> <p>Increase enforcement of commercial motor vehicle speed limits.</p>	<p>18: Number of large truck-involved fatalities per 100M VMT</p>	Figure 24.	<p>0.23 fatalities per 100M VMT for motor vehicles with &gt;10,000 pound GVWR (2006 FARS)</p> <p>0.18 fatalities per 100M VMT for vehicles with a body style of 'semi-trailer' or 'truck-tractor' (2007 CRIS)</p>	<p>No more than 0.172 fatalities per 100M VMT for motor vehicles with &gt;10,000 pound GVWR</p>	<p>0.21 fatalities per 100M VMT for motor vehicles with &gt;10,000 pound GVWR</p>
		<p>19: Number of large truck-involved fatal crashes</p>	Figure 25.	<p>0.18 fatal crashes per 100M VMT for motor vehicles with &gt;10,000 pound GVWR (2006 FARS)</p> <p>0.15 fatal crashes per 100M VMT for vehicles with a body style of 'semi-trailer' or 'truck-tractor' (2007 CRIS)</p>	<p>No more than 0.152 fatal crashes per 100M VMT for motor vehicles with &gt;10,000 pound GVWR</p>	<p>0.19 fatal crashes per 100M VMT for motor vehicles with &gt;10,000 pound GVWR</p>

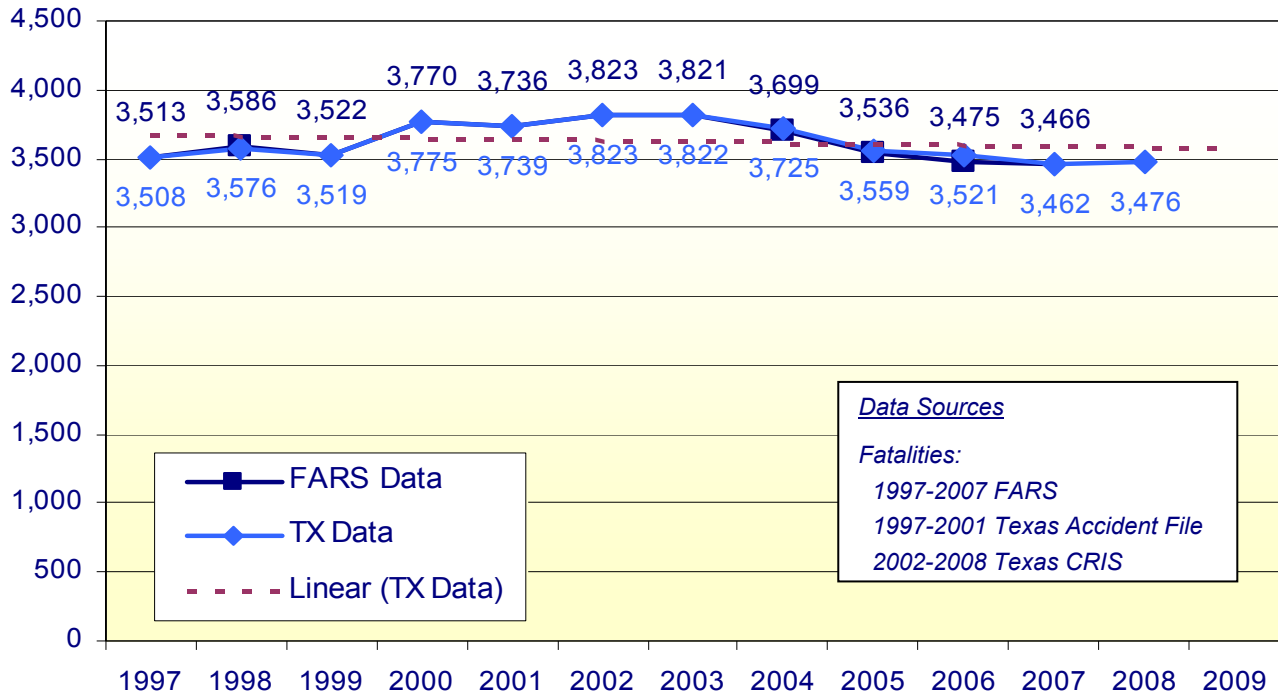
Goals	Strategies	Performance Measures	Figure Ref.	Baseline	Target	Actual
<b>Speed Control Program Area – 08</b>						
To reduce the number of speed-related fatal and serious injury crashes	Identify best practices for speed deterrence when law enforcement is not present. Increase sustained enforcement.	20: Number of speed-related KAB crashes per 100M VMT	Figure 26.	9.93 speed-related KAB crashes per 100M VMT (2007 CRIS)	9.87 speed-related KAB crashes per 100M VMT	9.55 speed-related KAB crashes per 100M VMT
<b>Traffic Records Program Area – 09</b>						
To improve the timeliness of, quality of, availability of, and linkages of records between crash data bases	Link Texas Department of State Health Services, Transportation, and Public Safety databases.  Improve local databases and their ability to electronically transmit crash data to the Department of State Health Services and Public Safety.	21: Days for Crash Records Information System (CRIS) to report crash data after occurrence  22: Days to report local crash data electronically to CRIS after occurrence	N/A  N/A	2001 is the most recently certified crash data available. This will change drastically when the 2003-2007 crash data is reconciled. From receipt of the crash to TxDOT, it takes 10 days for data to be available electronically (2007)  Small pilot group of Texas Highway Patrol Officers in Austin are currently entering crash reports via WDE	Crash data available electronically within 3 days of receiving the crash report from law enforcement. (TRF-CR)  Local crash data reported electronically to CRIS no later than 10 days after occurrence	Crash data available electronically within 3 days of receiving the crash report from law enforcement. (TRF-CR)  Currently average is 15 days (TRF-CR)
<b>Driver Education and Behavior Program Area – 10</b>						
To increase public knowledge, perception and understanding of traffic safety	Develop and implement public information and education efforts on traffic safety issues. Provide assistance to update the drivers' education curriculum. Conduct and assist local, state and national traffic safety campaigns.	23: Number of people reached with traffic safety messages	N/A	180.5 million people reached with traffic safety messages (2007)	Maintain 20 million people reached with traffic safety messages	1,121,349,591 impressions with traffic safety messages

Goals	Strategies	Performance Measures	Figure Ref.	Baseline	Target	Actual
<b>Railroad / Highway Crossing Program Area – 11</b>						
To reduce KAB crashes at railroad/highway crossings	Educate law enforcement on laws governing railroad/highway crossings. Increase public education and information campaigns.	31. Number of KAB crashes at railroad/highway crossings	Figure 31.	292 KAB crashes at railroad/ highway crossings (2007 CRIS)	Achieve 275 KAB crashes at railroad/highway crossings	305 KAB crashes at railroad/highway crossings
<b>Roadway Safety Program Area – 12</b>						
To reduce the number of traffic crashes, injuries, and fatalities in work zones per 100 million vehicle miles traveled	Increase enforcement of traffic safety-related laws in work zones. Increase public education and information on traffic safety in work zones. Evaluate best practices for reducing work zone crashes, injuries, and fatalities, including training.	24: Number of KAB crashes in work zones per 100M VMT	Figure 27.	1.08 KAB crashes in work zones per 100M VMT (2007 CRIS)	Achieve 1.07 KAB crashes in work zones per 100M VMT	1.11 KAB crashes in work zones per 100M VMT
		25: Number of injuries in work zones per 100M VMT	Figure 28.	1.46 A&B injuries in work zones per 100M VMT (2007 CRIS)	Achieve 1.45 A&B injuries in work zones per 100M VMT	1.44 A&B injuries in work zones per 100M VMT
		26: Number of fatalities in work zones per 100M VMT	Figure 29.	0.06 fatalities in work zones per 100M VMT (2007 CRIS)	Achieve 0.059 fatalities in work zones per 100M VMT	0.07 fatalities in work zones per 100M VMT
To increase knowledge of roadway safety and current technologies among people involved in engineering, construction, and maintenance areas at both the state and local level	Provide traffic safety problem identification to local jurisdictions. Improve highway design and engineering through training.	27: Number of communities provided assistance in improving safety through engineering	N/A	15 communities assisted (2007)	25 communities assisted	This project was not funded in 2009.
		28: Number of persons trained in roadway safety classes	N/A	4,445 students in roadway safety classes (2007)	2,300 students in roadway safety classes	3,209 students in roadway safety classes
<b>Safe Communities Program Area -13</b>						
To establish integrated community traffic safety programs to prevent traffic-related fatalities and injuries	Provide training programs on how to initiate and conduct community based programs. Support the Safe Communities process. Provide management support to implement community traffic safety programs.	29: Number of Safe Communities coalitions	N/A	4 federally funded coalitions	Achieve a minimum of 6 coalitions	14 coalitions

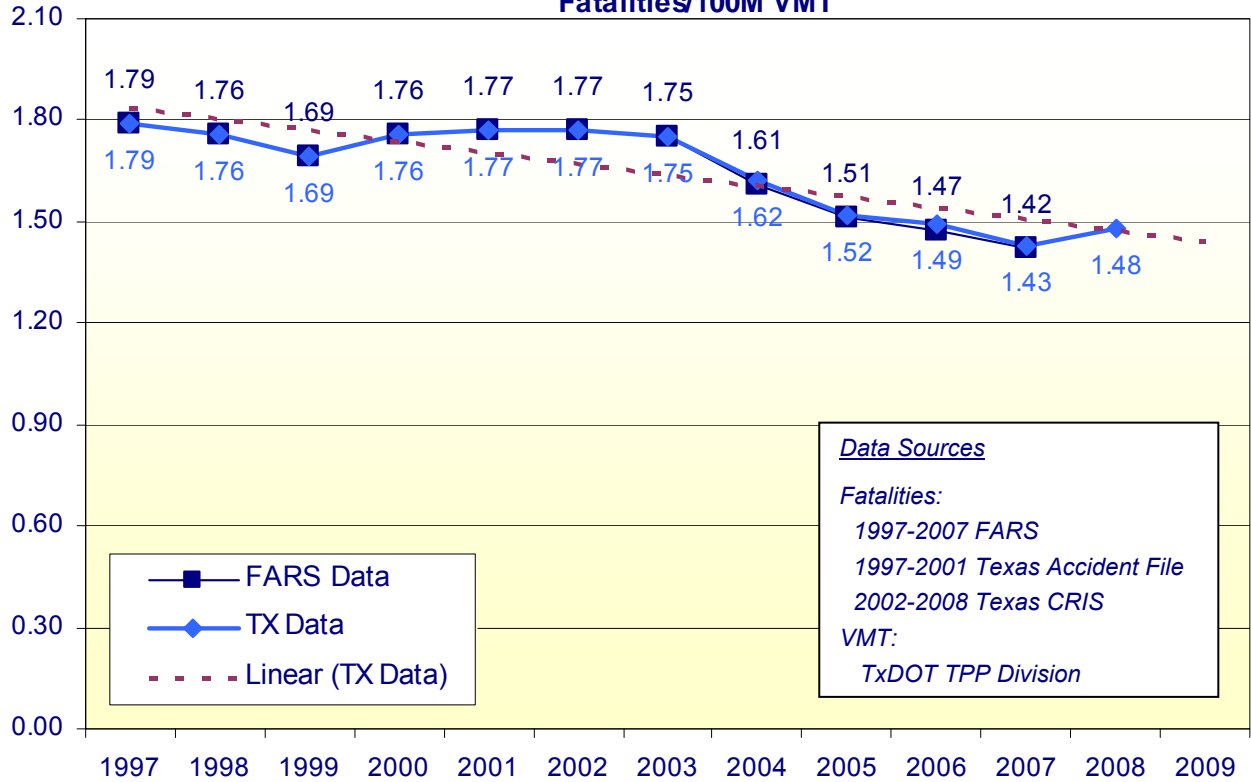
Goals	Strategies	Performance Measures	Figure Ref.	Baseline	Target	Actual
<b>School Bus Program Area -14</b>						
To reduce School bus-related crashes, injuries and fatalities	<p>Provide safe school bus operation training for school bus drivers in both English and Spanish.</p> <p>Provide public information and education campaigns to promote safe motor vehicle operations around school buses.</p> <p>Provide increased enforcement of state traffic laws around school buses.</p>	30: Number of school bus passenger fatalities per year on a five year average	Figure 30.	0.60 school bus passenger fatalities per year on a 5 year moving average (2003-2007 FARS)	Reduce school bus passenger fatalities to no more than 0.40 per year on a five year moving average	0.40 school bus passenger fatalities on a five year moving average



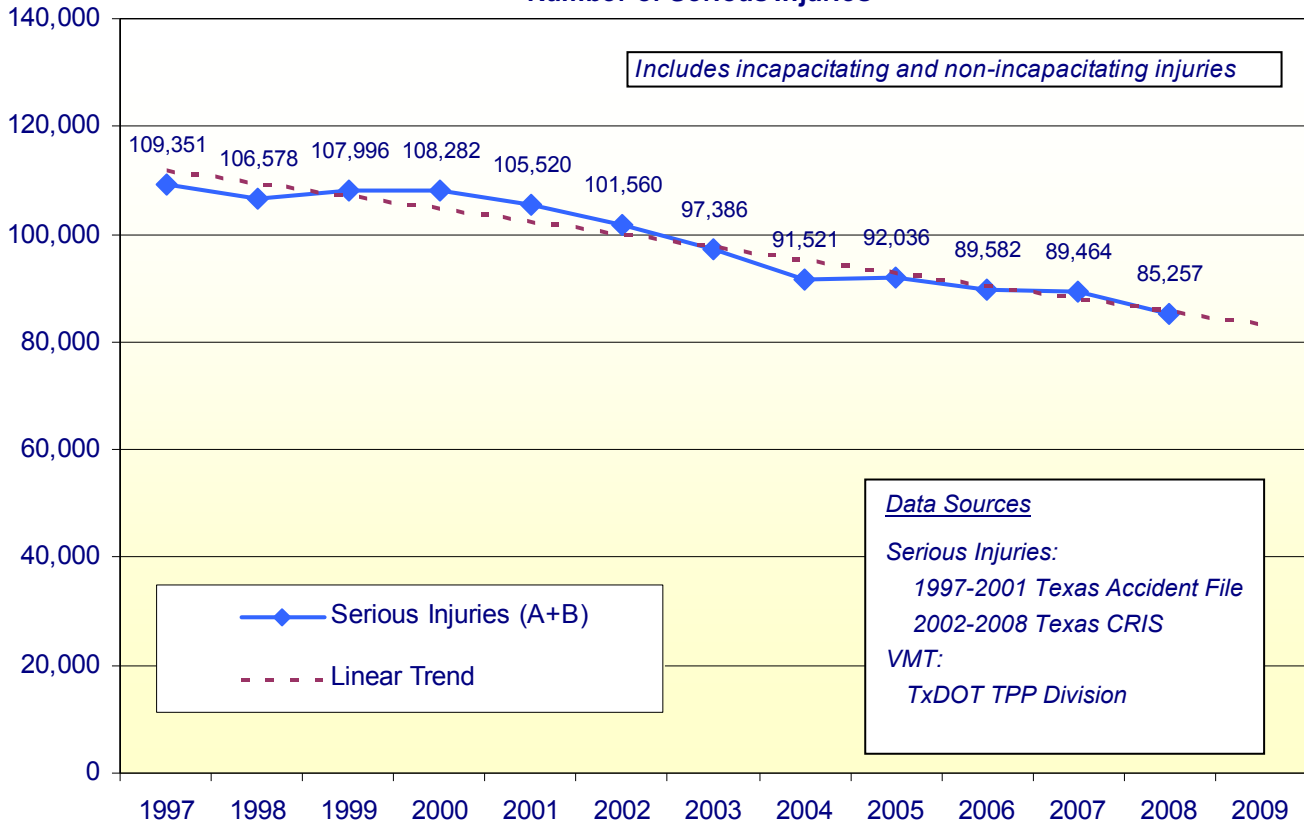
**Figure 1. Performance Measure 1:  
Number of Fatalities**



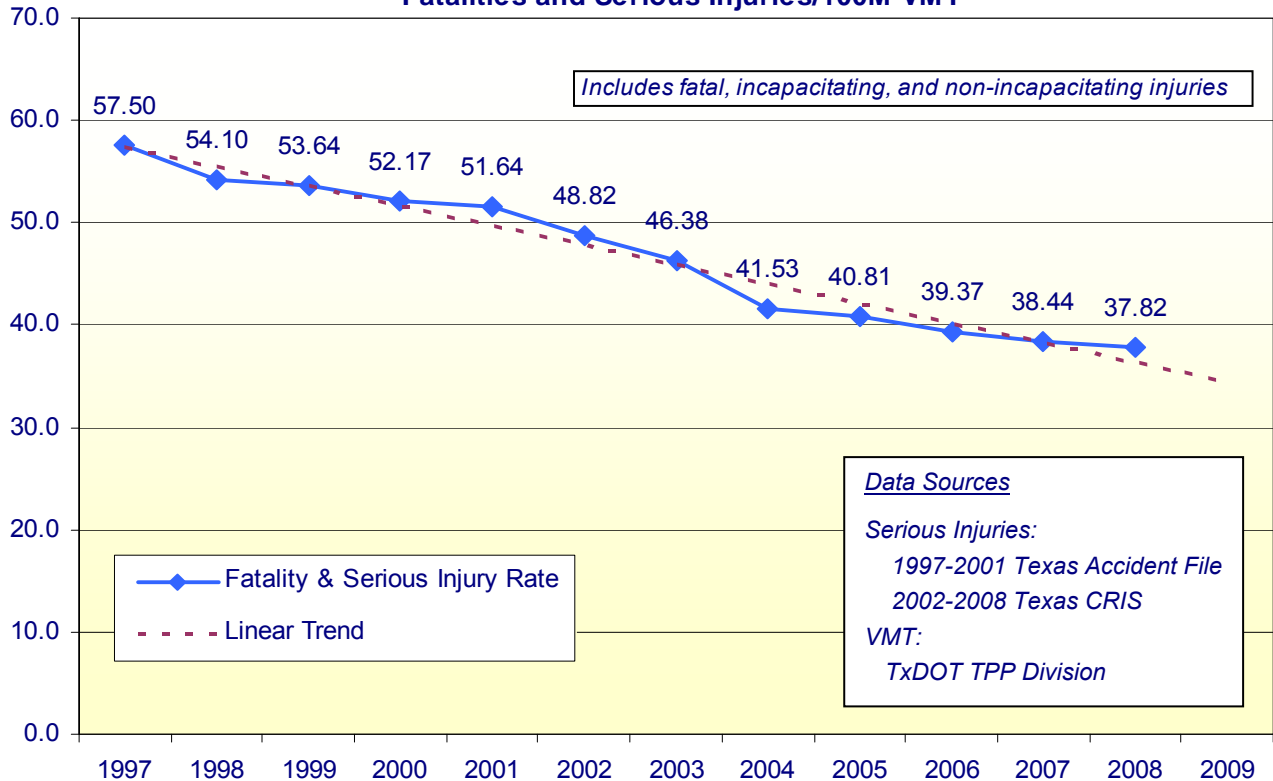
**Figure 2. Performance Measure 2  
Fatalities/100M VMT**



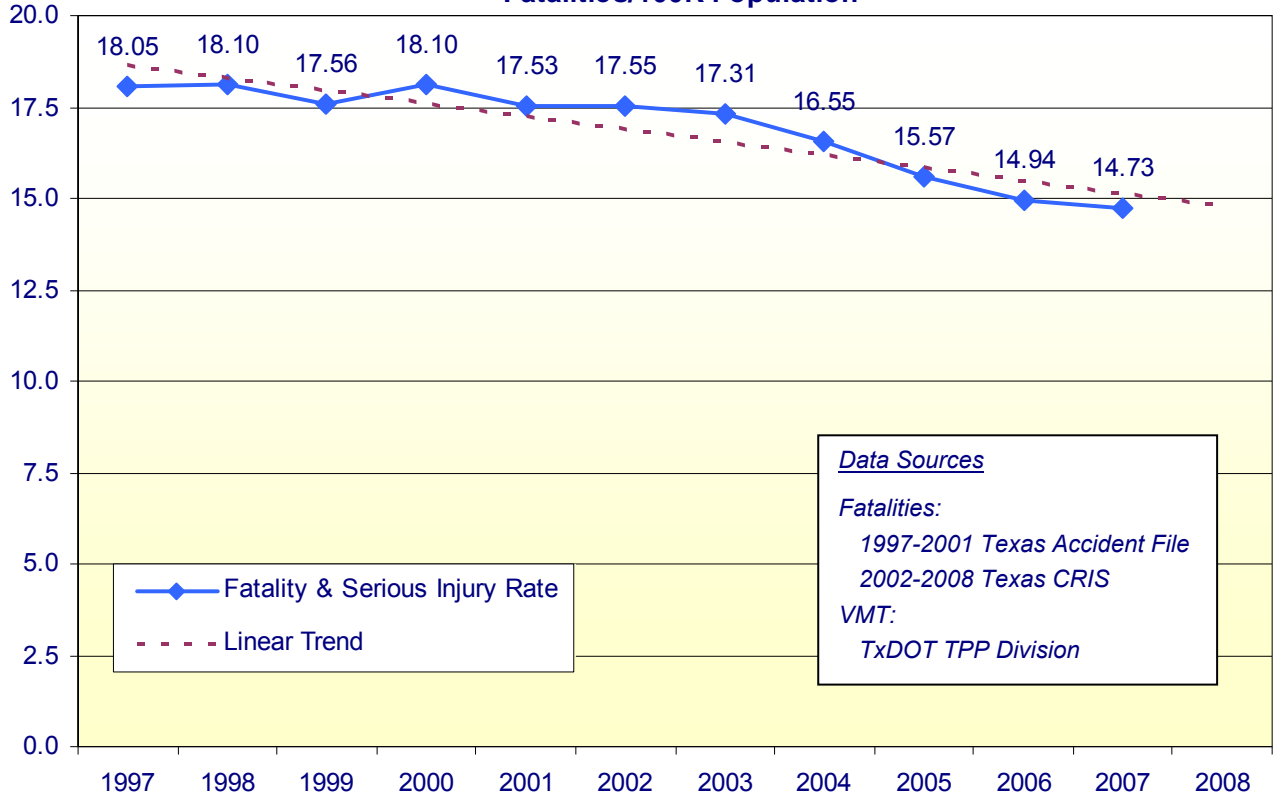
**Figure 3. Performance Measure 3  
Number of Serious Injuries**



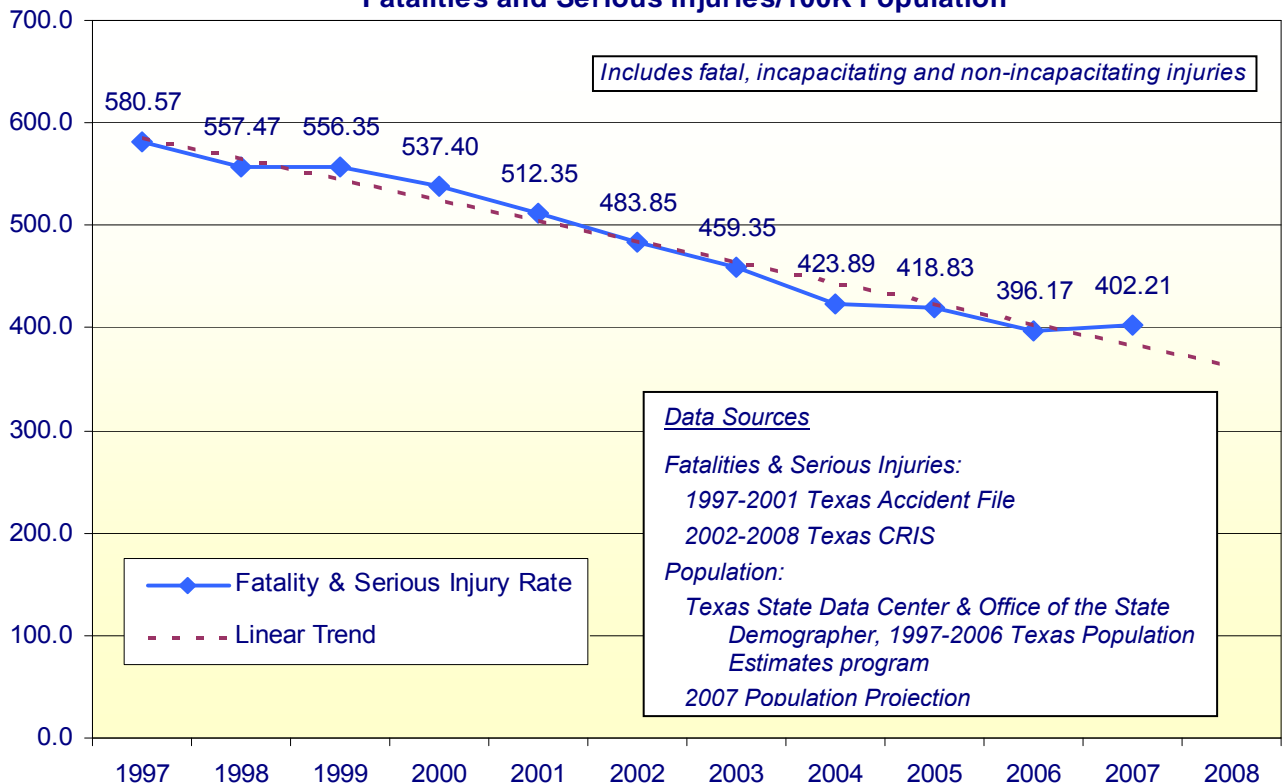
**Figure 4. Performance Measure 4  
Fatalities and Serious Injuries/100M VMT**



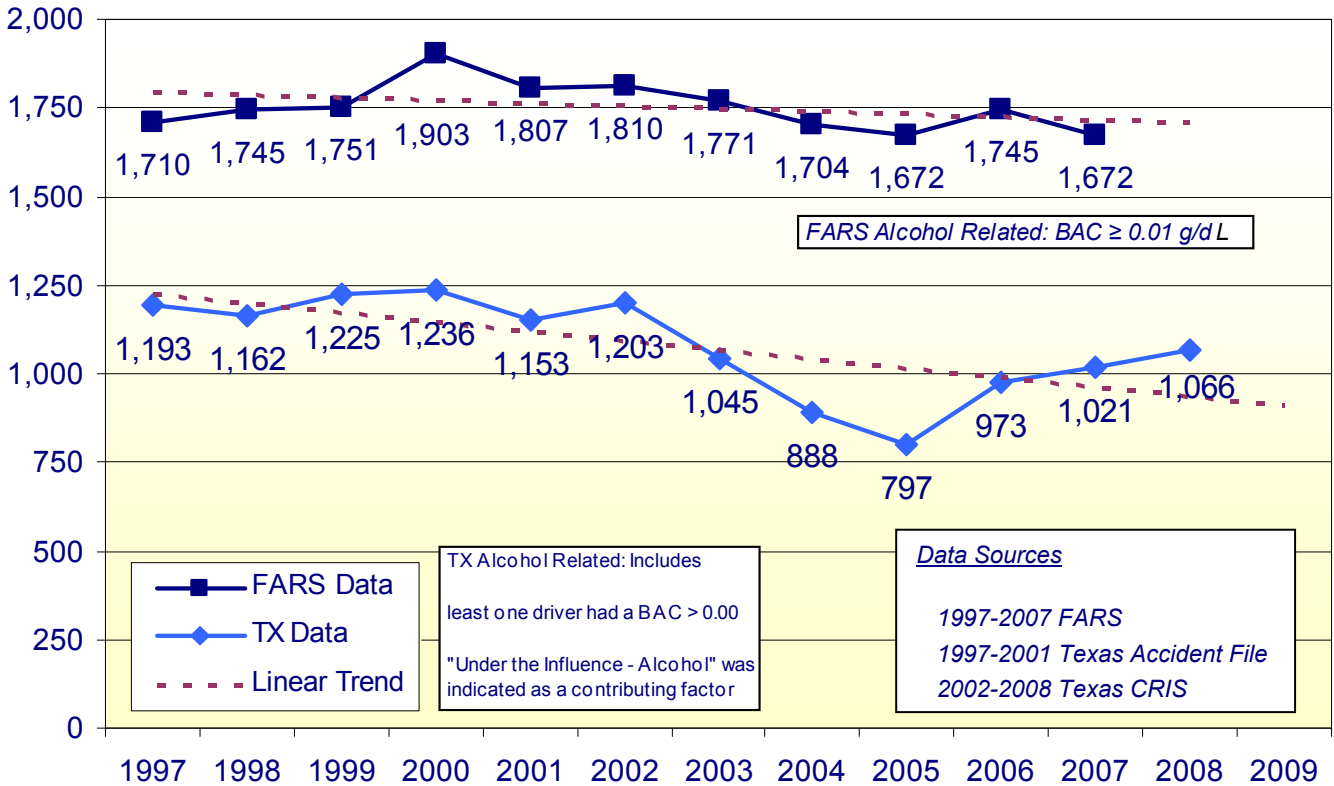
**Figure 5. Performance Measure 5  
Fatalities/100K Population**



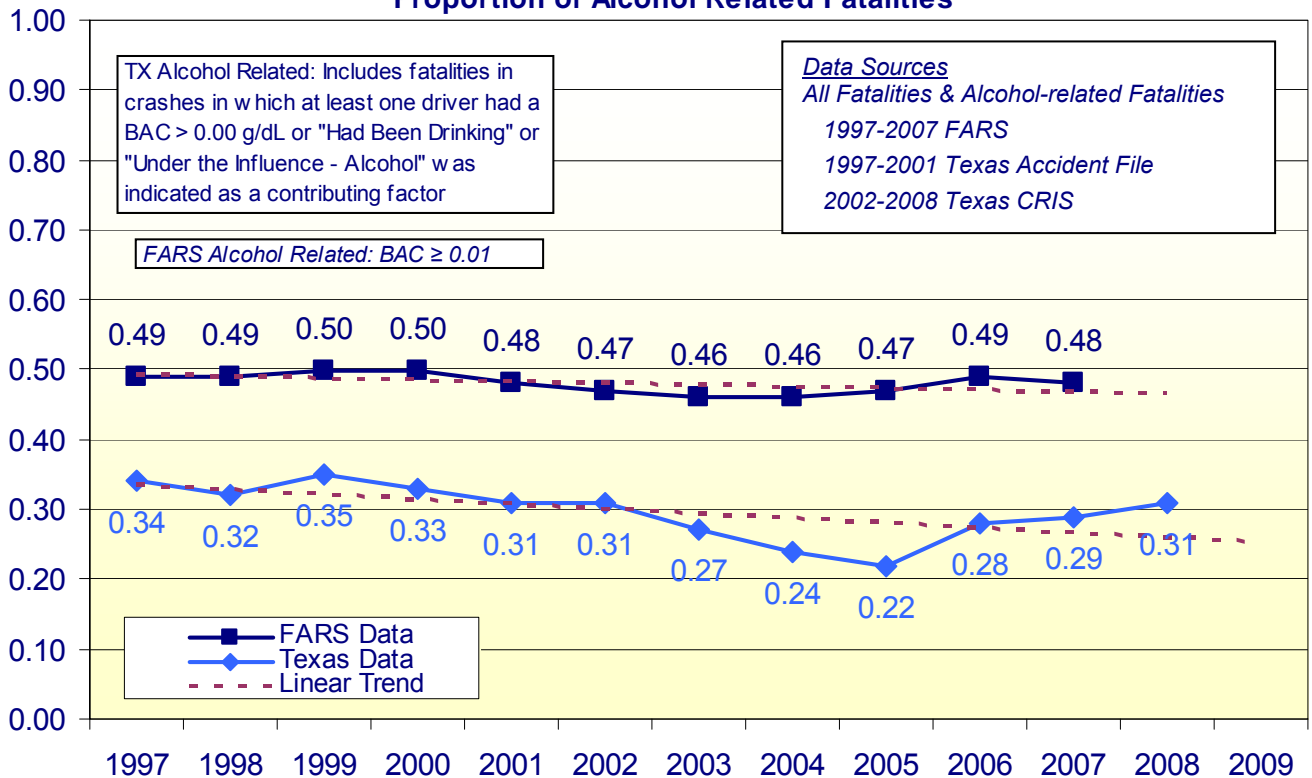
**Figure 6. Performance Measure 6  
Fatalities and Serious Injuries/100K Population**



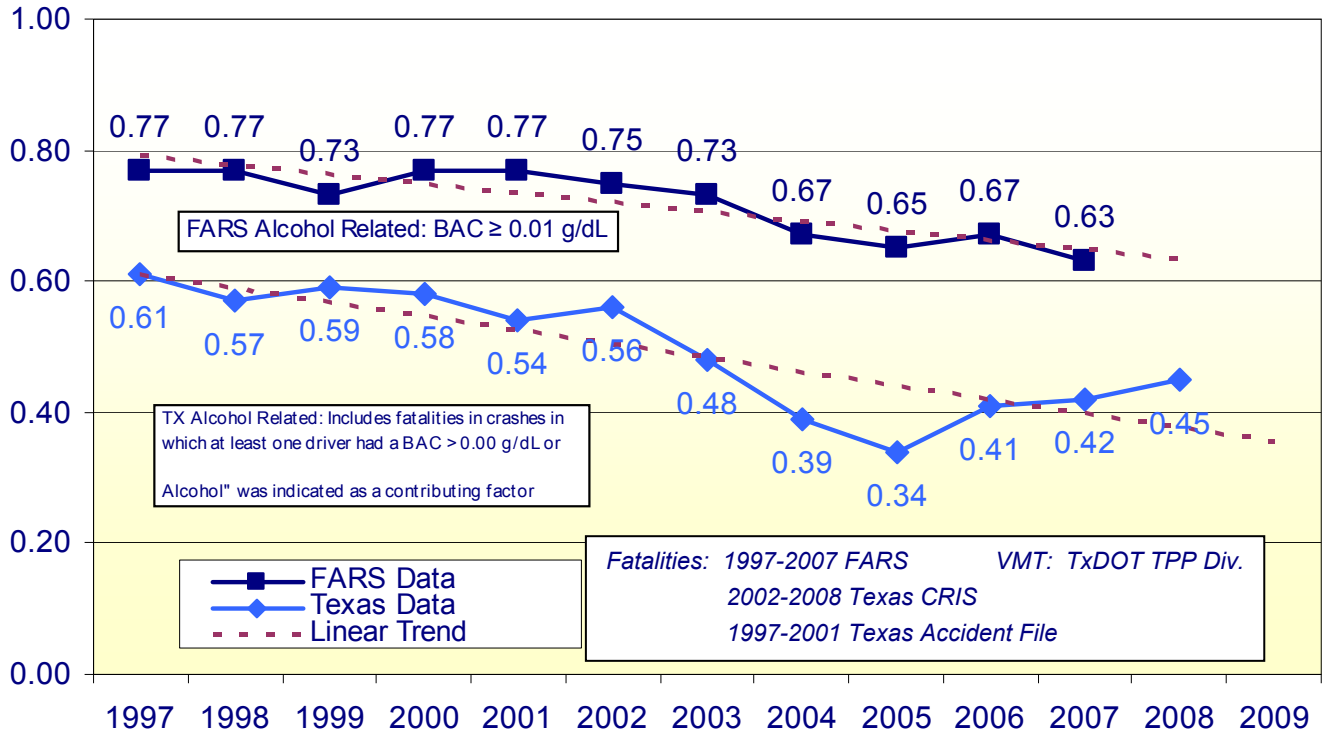
**Figure 7. Performance Measure 7  
Number of Alcohol Related Fatalities**



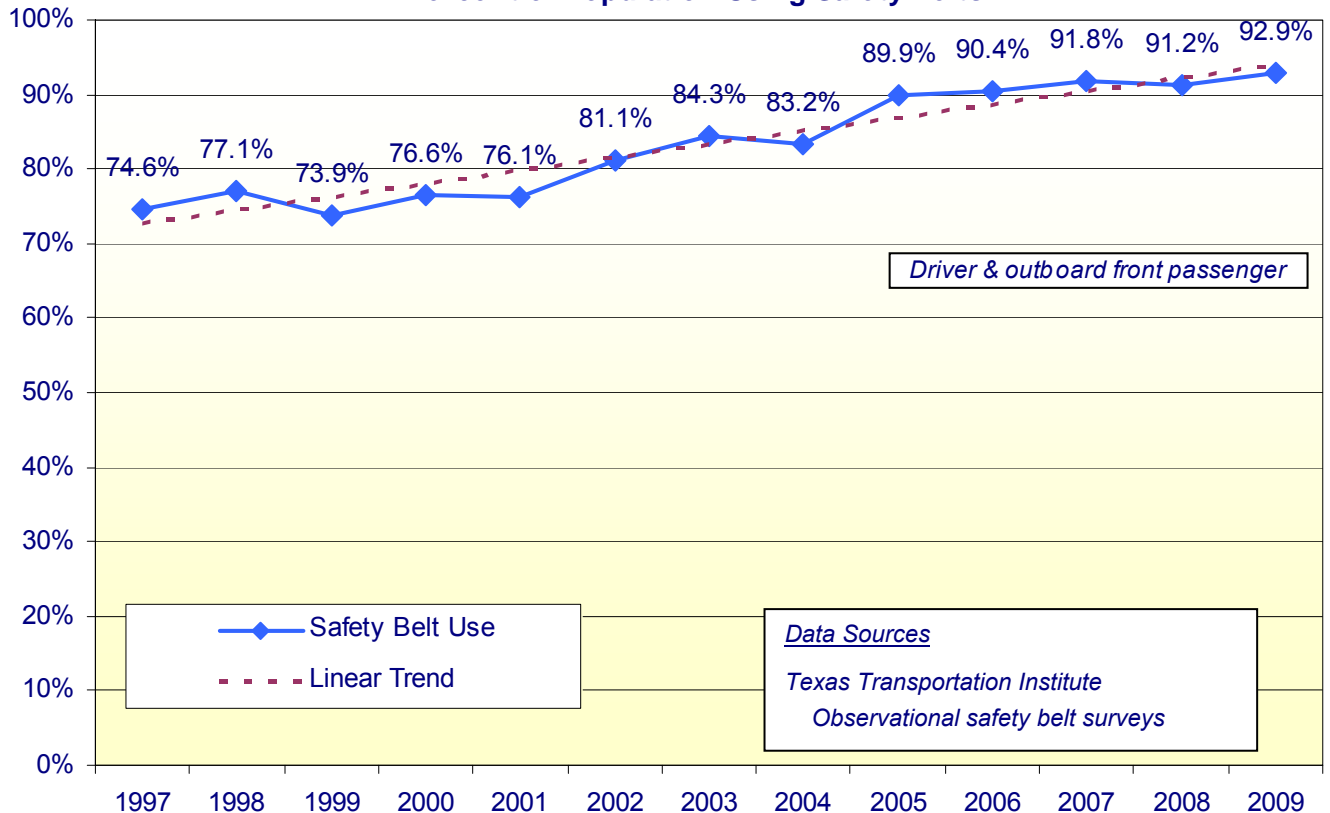
**Figure 8. Performance Measure 8  
Proportion of Alcohol Related Fatalities**



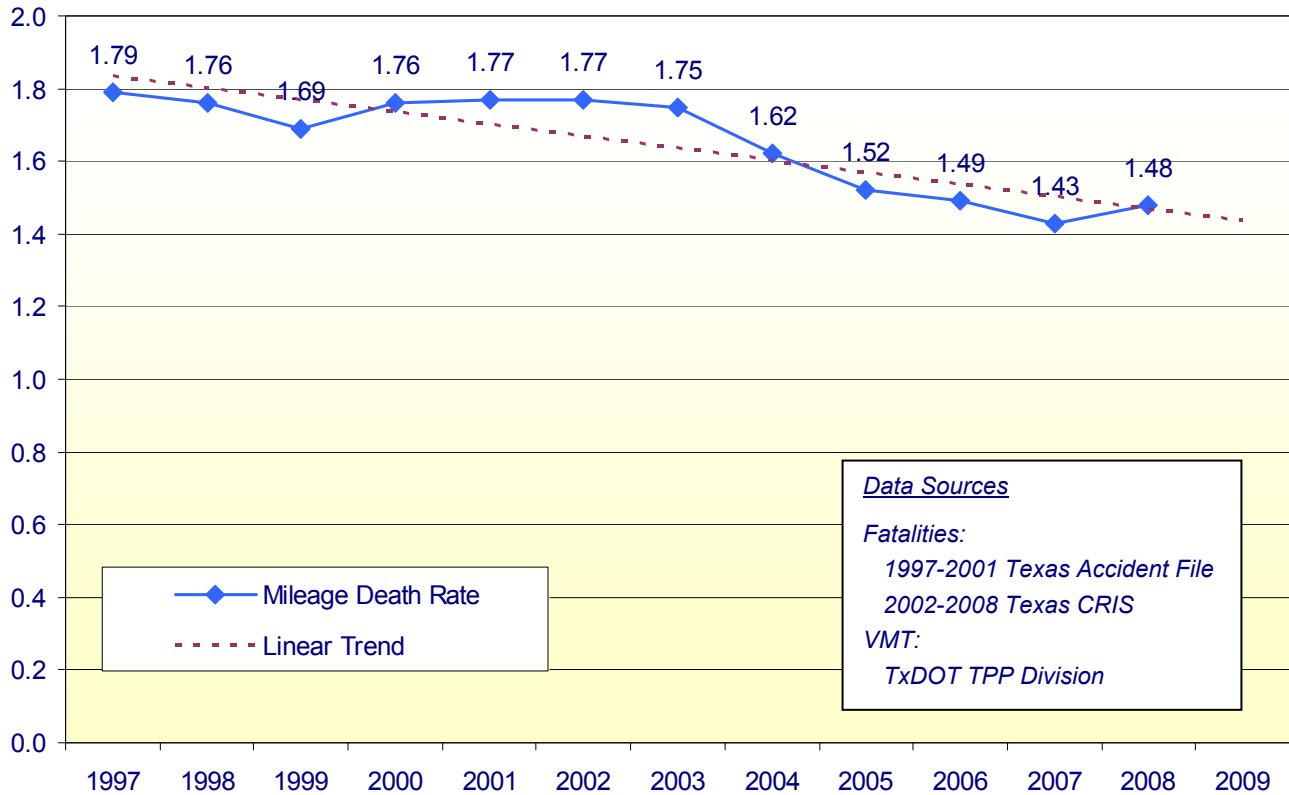
**Figure 9. Performance Measure 9  
Alcohol Related Fatalities/100M VMT**



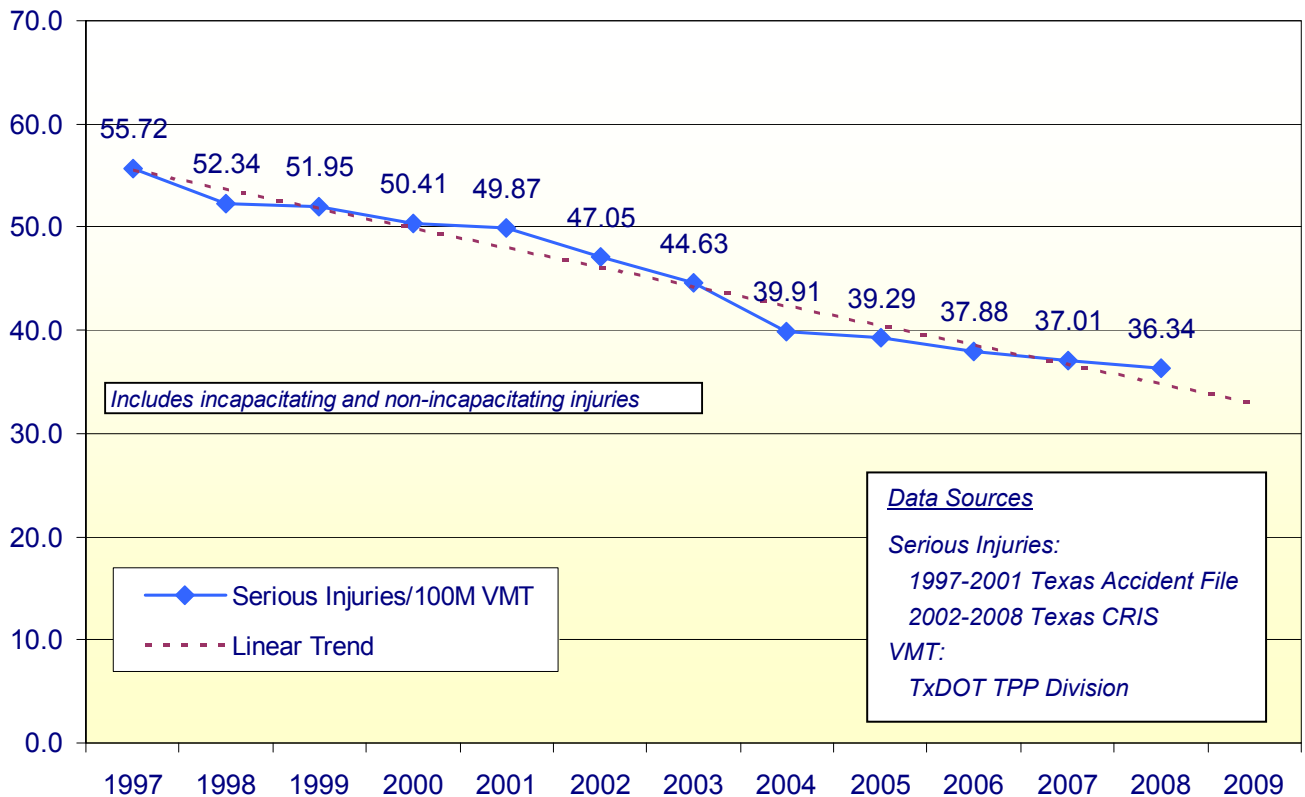
**Figure 10. Performance Measure 10  
Percent of Population Using Safety Belts**



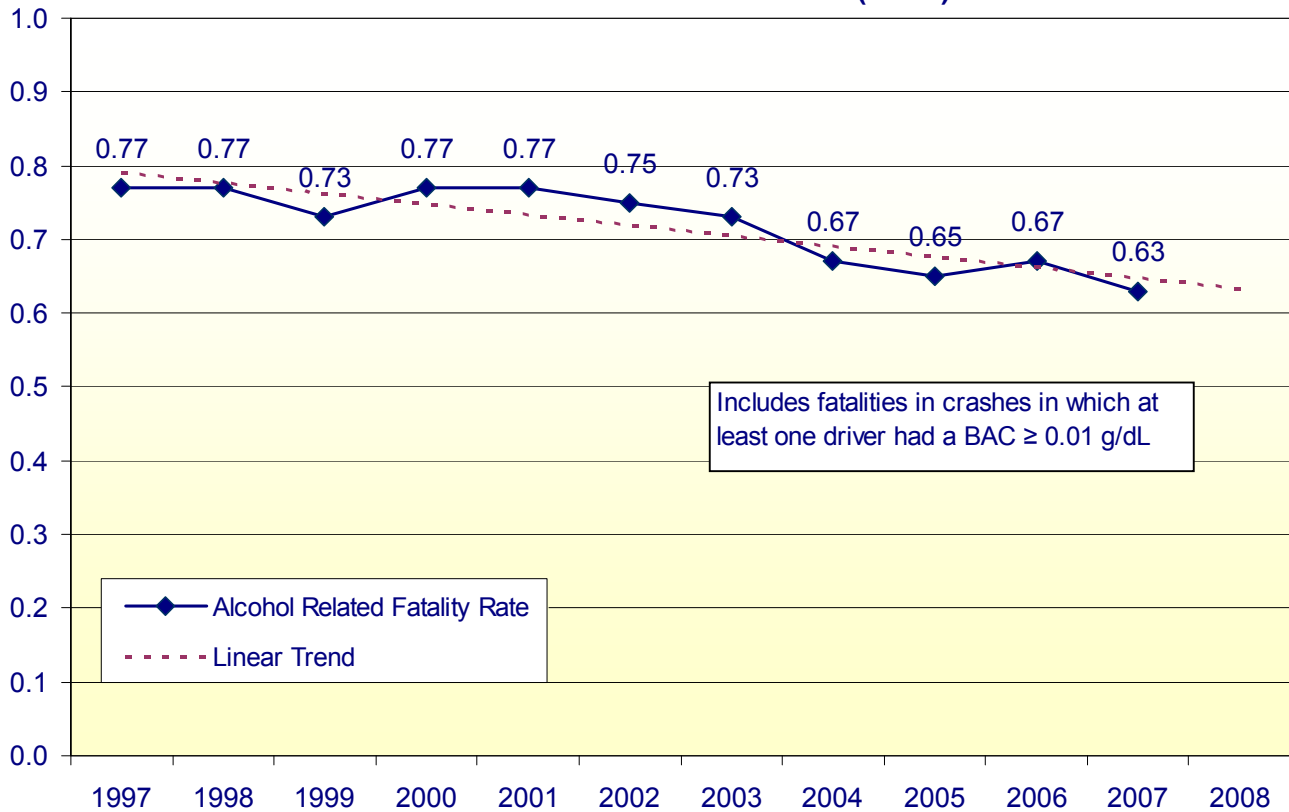
**Figure 11. Texas Performance Measure 1  
Mileage Death Rate/100M VMT**



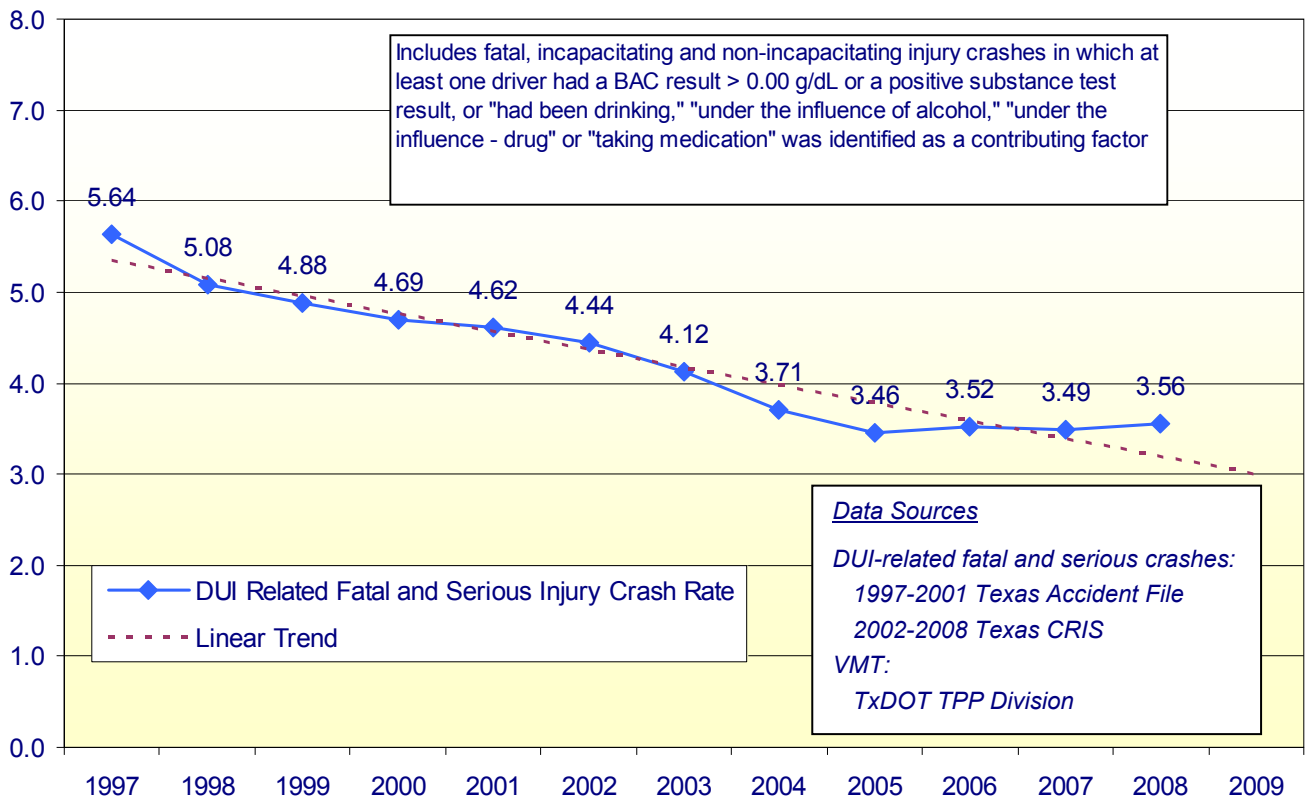
**Figure 12. Texas Performance Measure 2  
Serious Injuries/100M VMT**



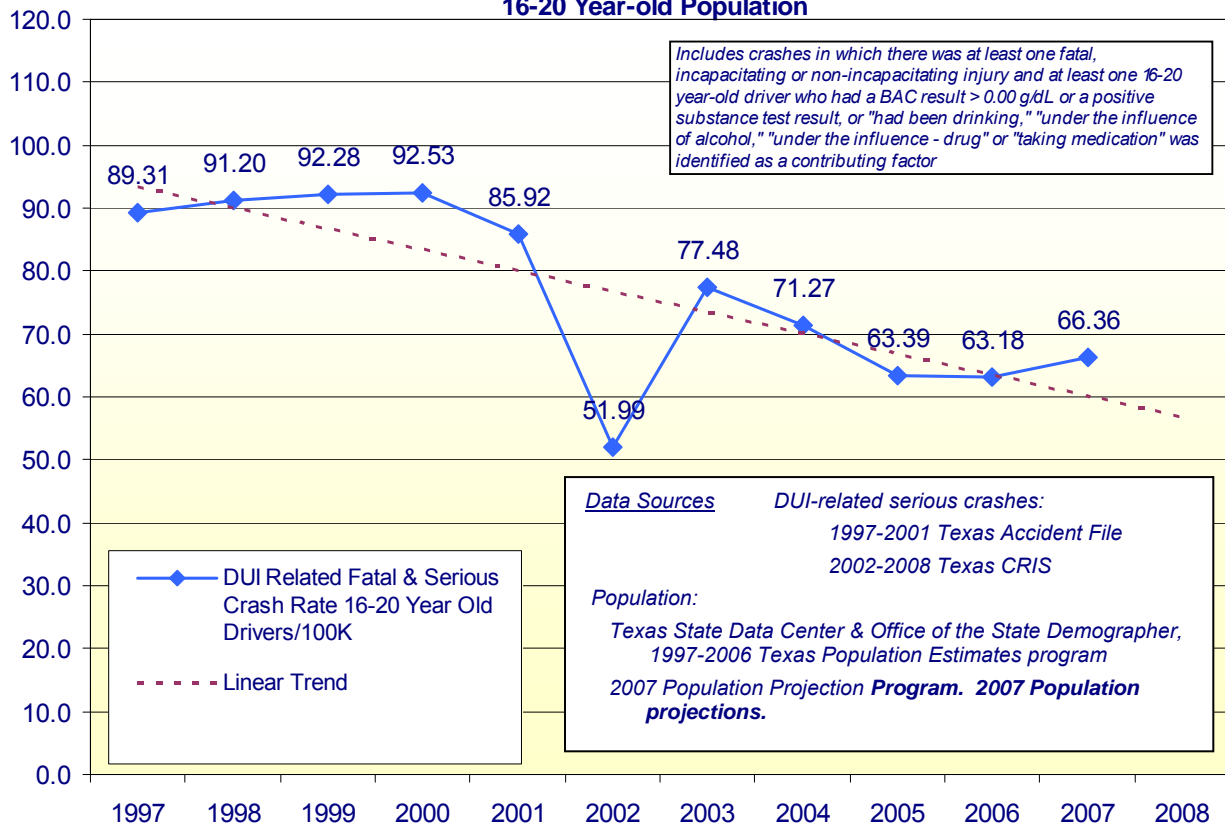
**Figure 13. Texas Performance Measure 3  
Alcohol-Related Fatalities/100M VMT (FARS)**



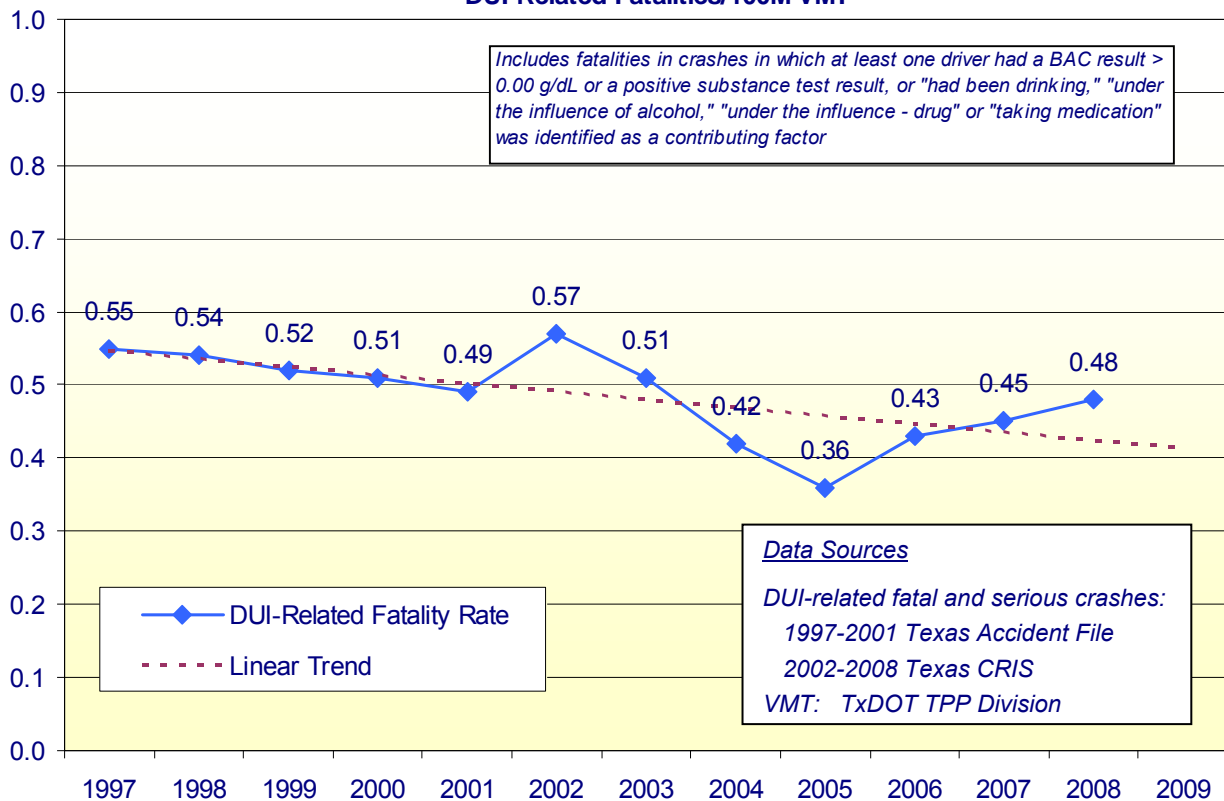
**Figure 14. Texas Performance Measure 4  
Fatal (K) and Serious Injury (A+B) DUI Crashes/100M VMT**



**Figure 15. Texas Performance Measure 5  
Fatal and Serious Injury DUI Crashes Among 16-20 year-old drivers/100K  
16-20 Year-old Population**

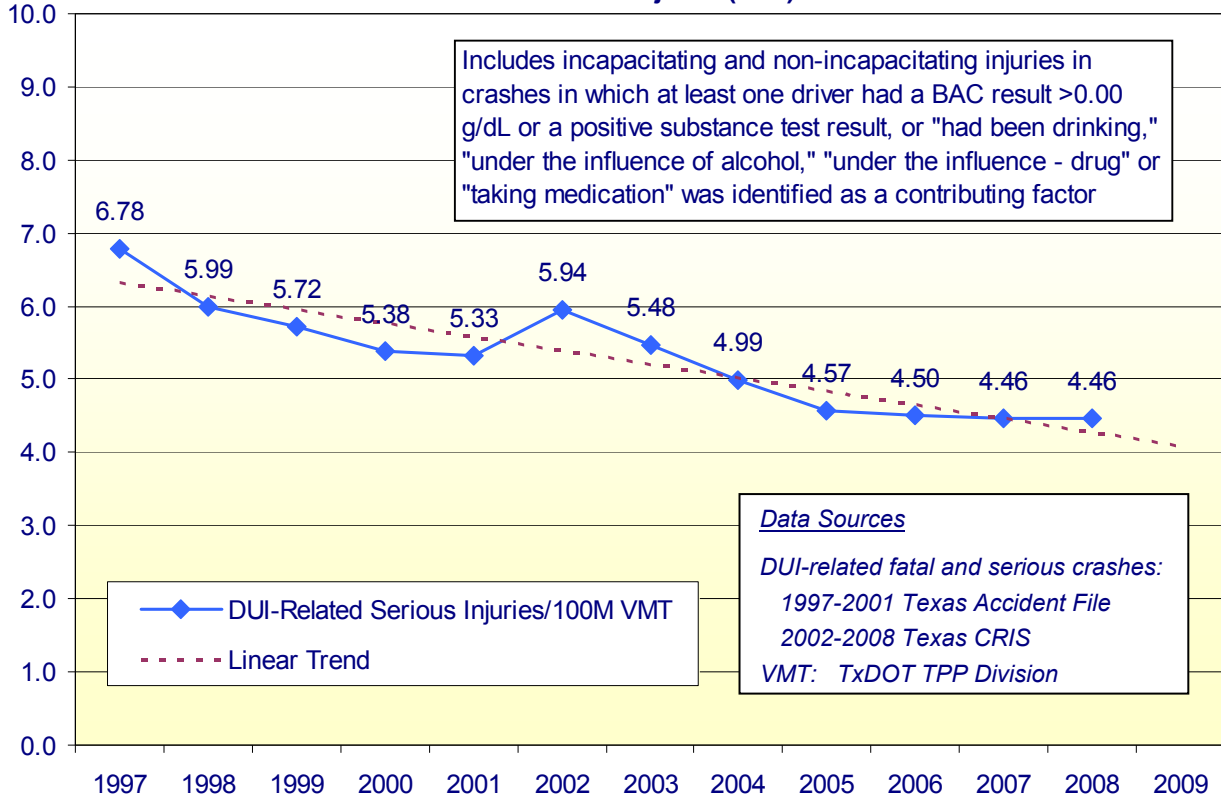


**Figure 16. Texas Performance Measure 6:  
DUI-Related Fatalities/100M VMT**

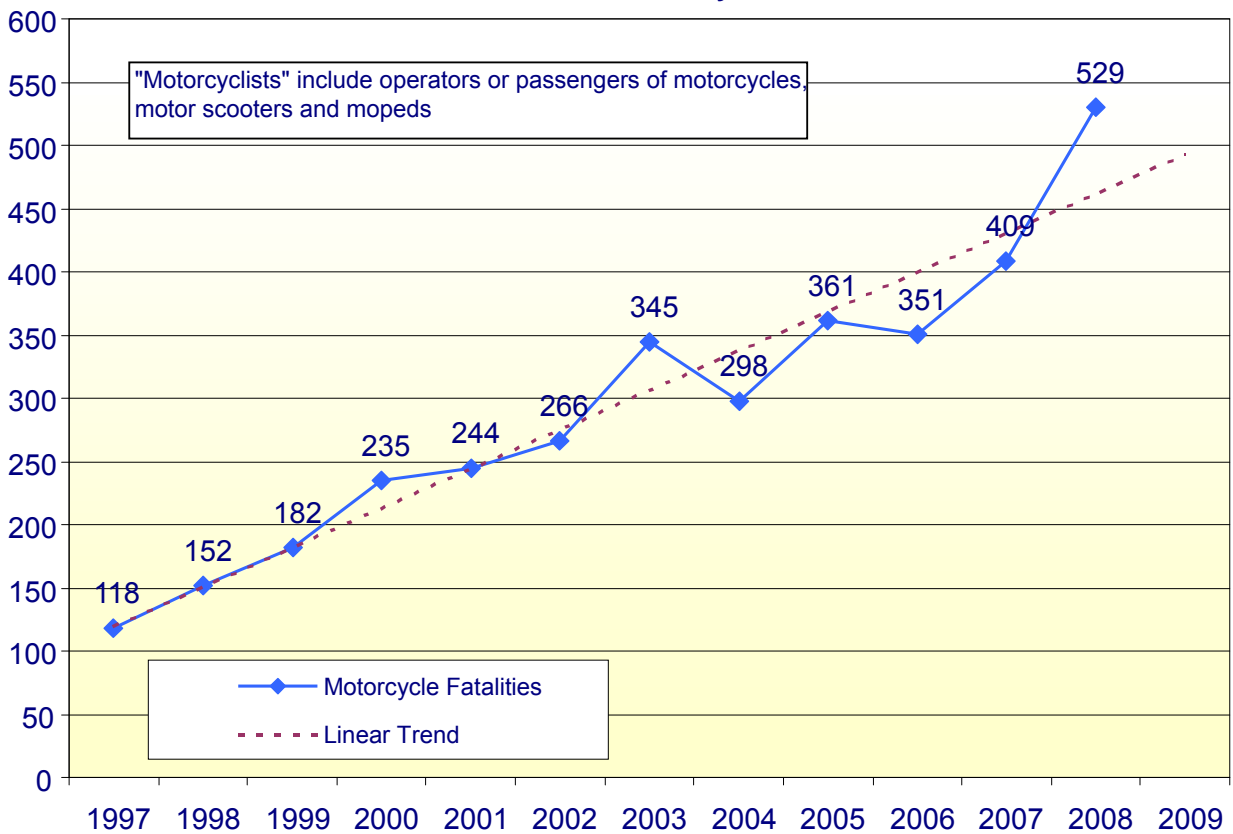




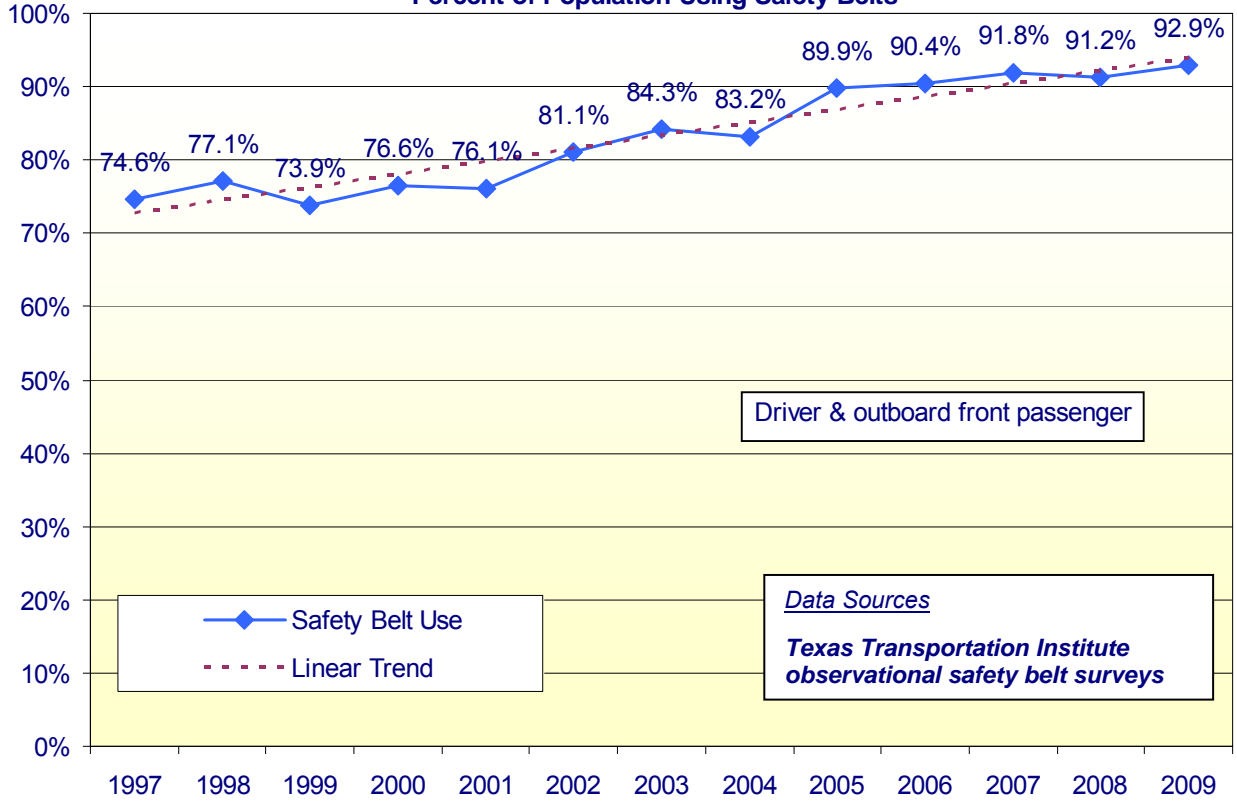
**Figure 17. Texas Performance Measure 7  
DUI-Related Serious Injuries (A+B)/100M VMT**



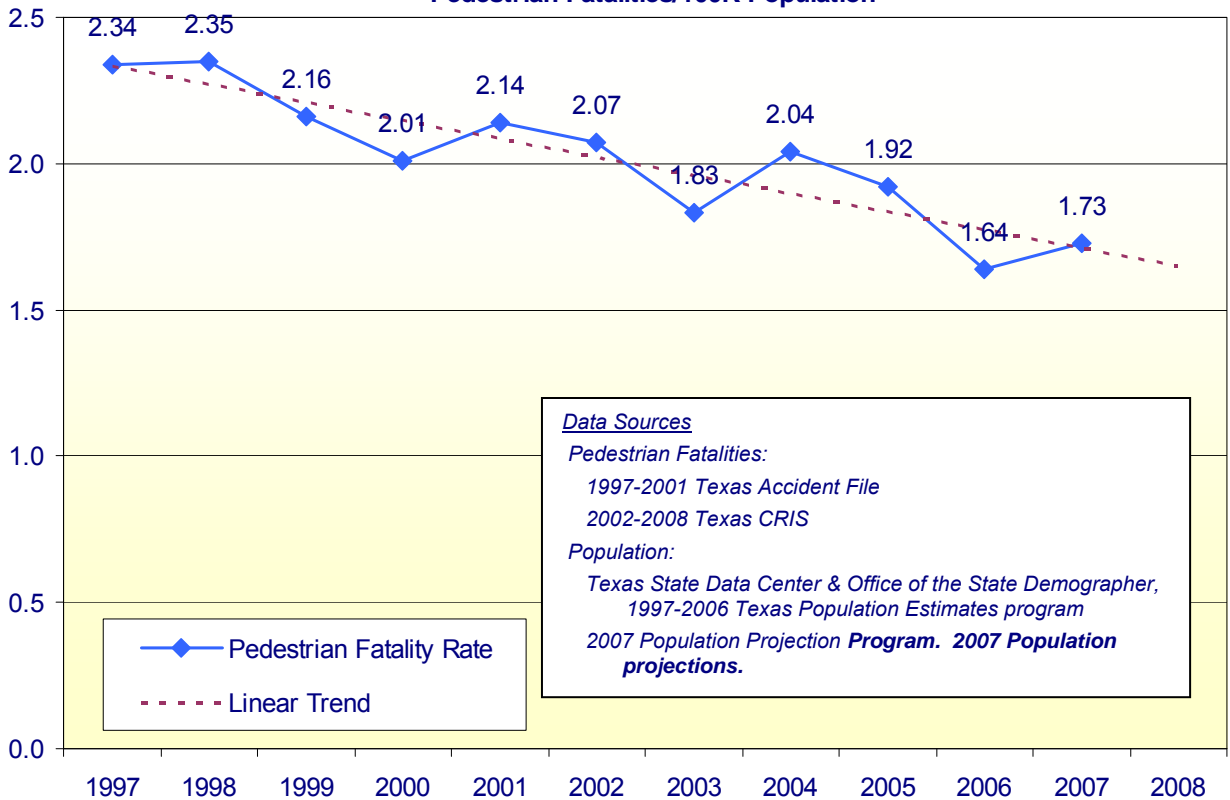
**Figure 18. Texas Performance Measure 10  
Number of Motorcyclist Fatalities**



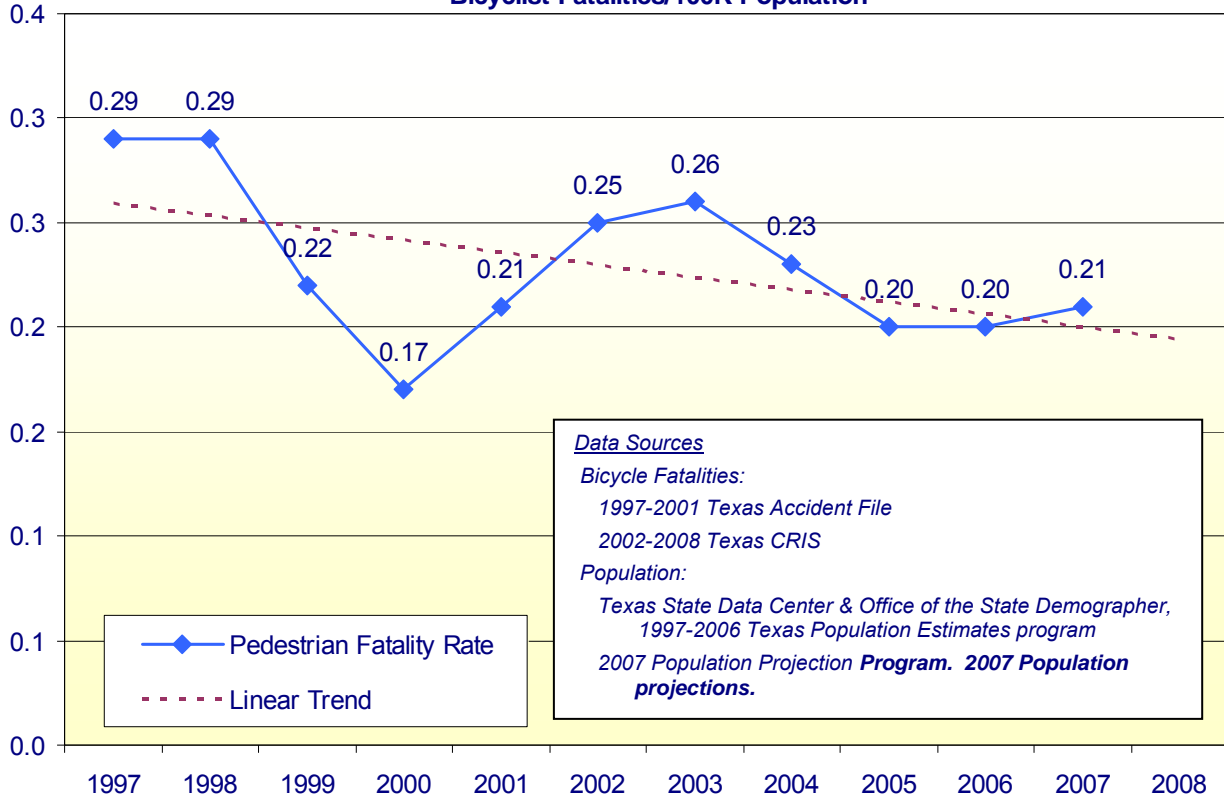
**Figure 19. Texas Performance Measure 11  
Percent of Population Using Safety Belts**



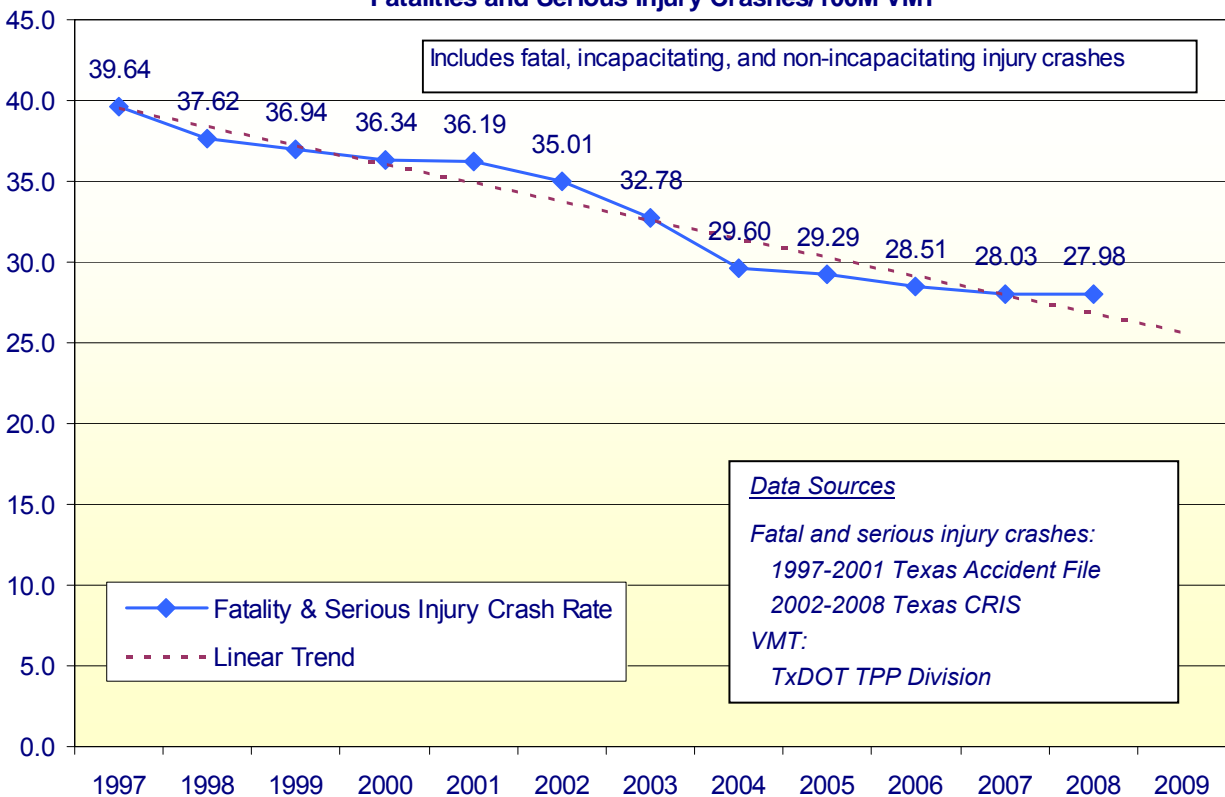
**Figure 20. Texas Performance Measure 14  
Pedestrian Fatalities/100K Population**



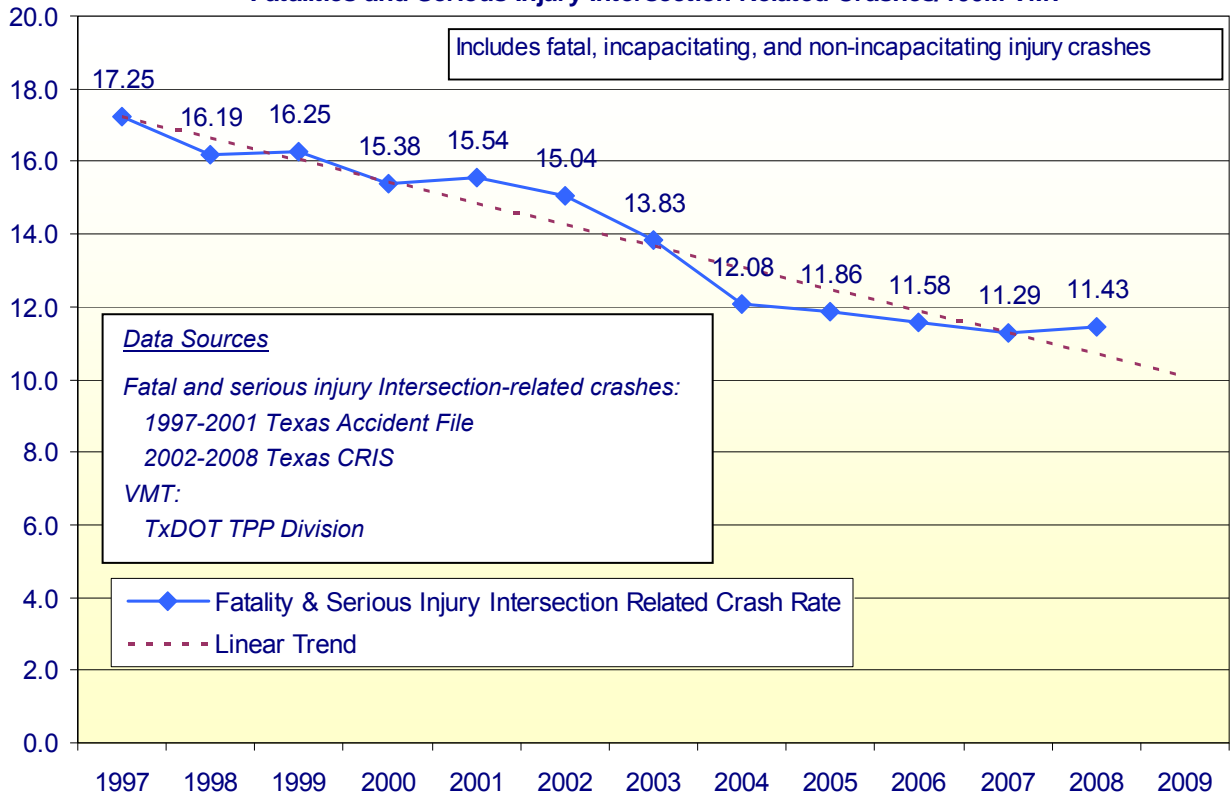
**Figure 21. Texas Performance Measure 15  
Bicyclist Fatalities/100K Population**



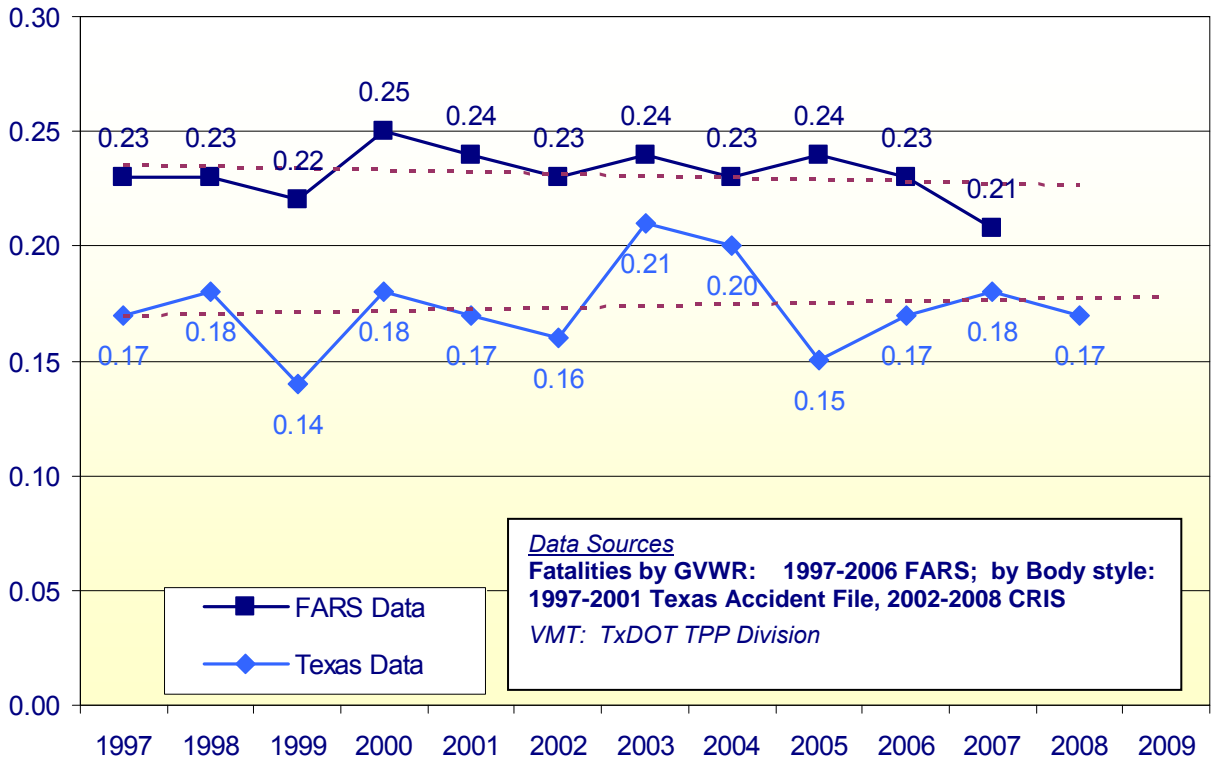
**Figure 22. Texas Performance Measure 16  
Fatalities and Serious Injury Crashes/100M VMT**



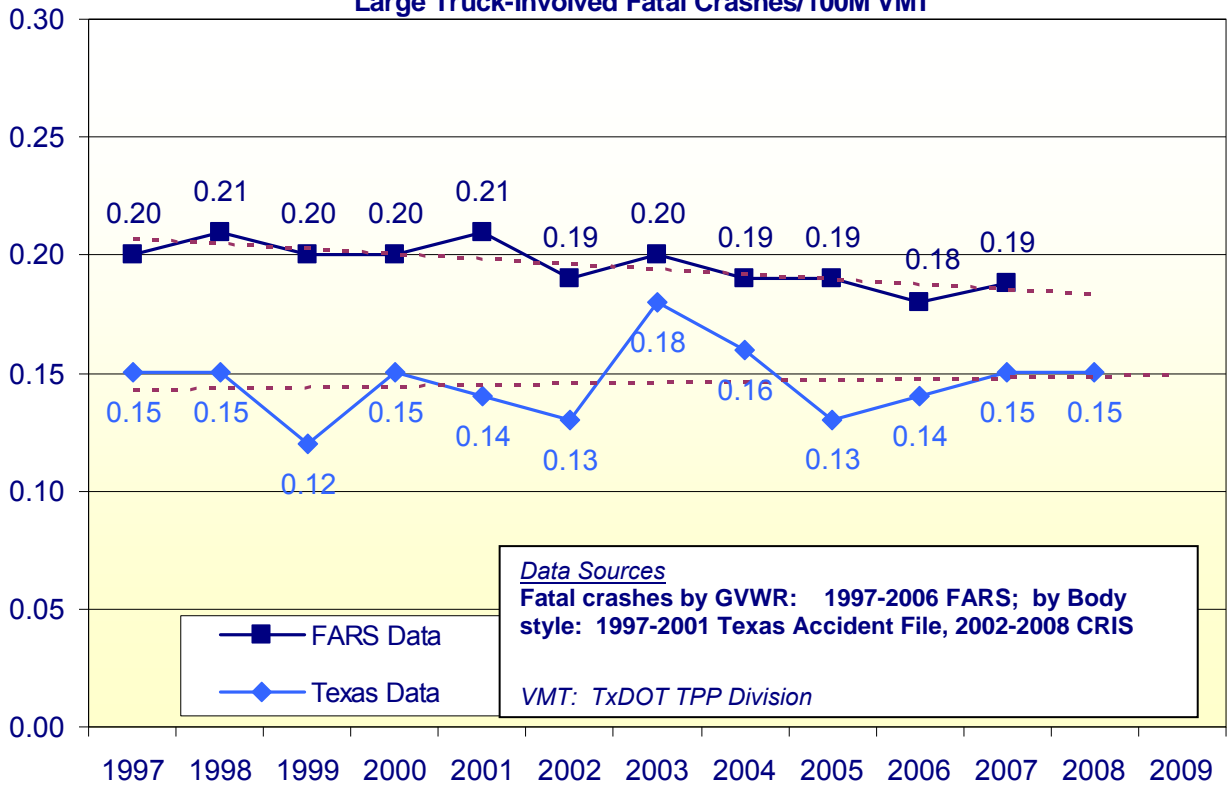
**Figure 23. Texas Performance Measure 17  
Fatalities and Serious Injury Intersection Related Crashes/100M VMT**



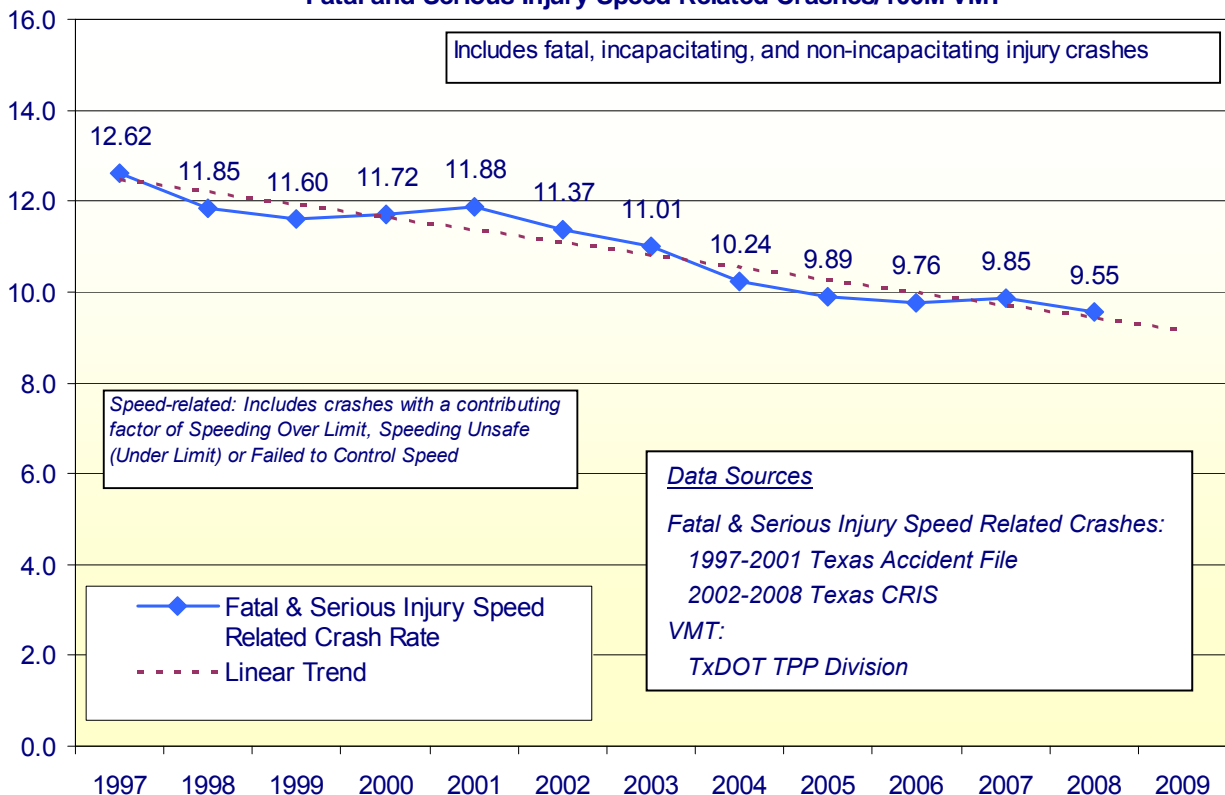
**Figure 24. Texas Performance Measure 18  
Large Truck-Involved Fatalities/100M VMT**



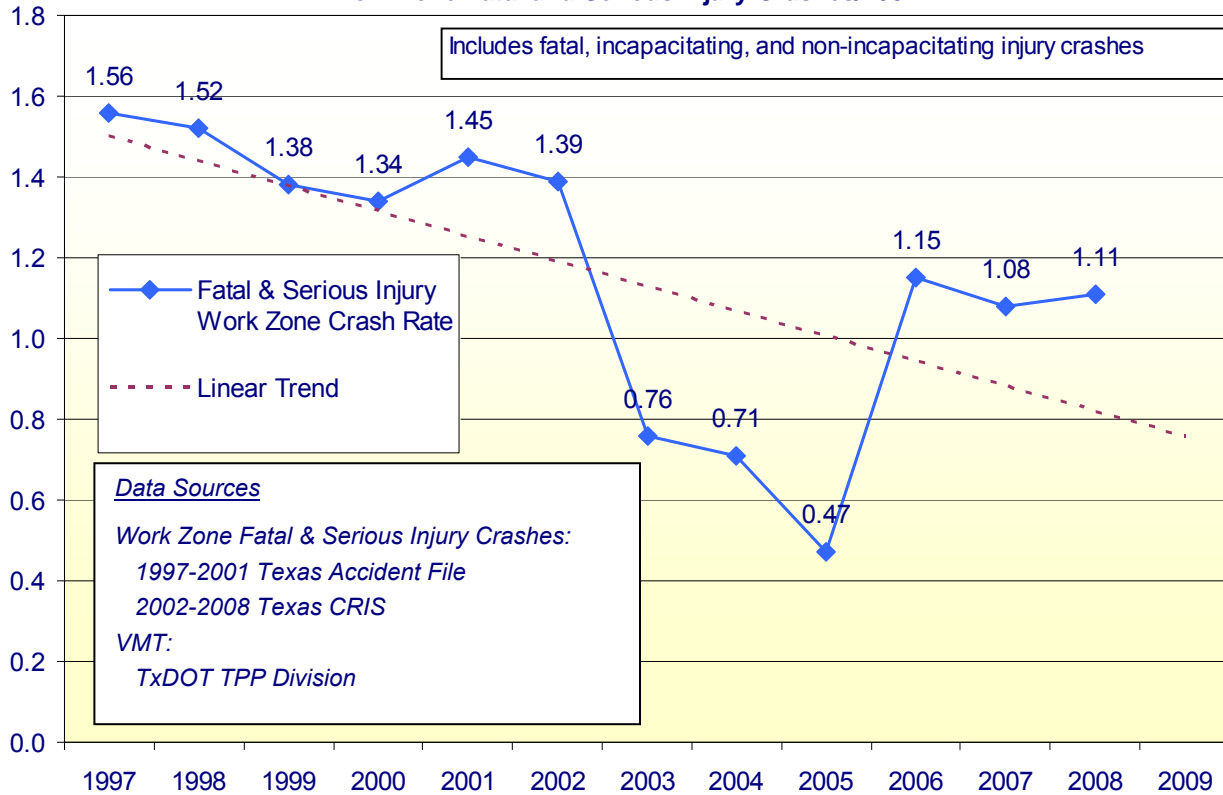
**Figure 25. Texas Performance Measure 19  
Large Truck-Involved Fatal Crashes/100M VMT**



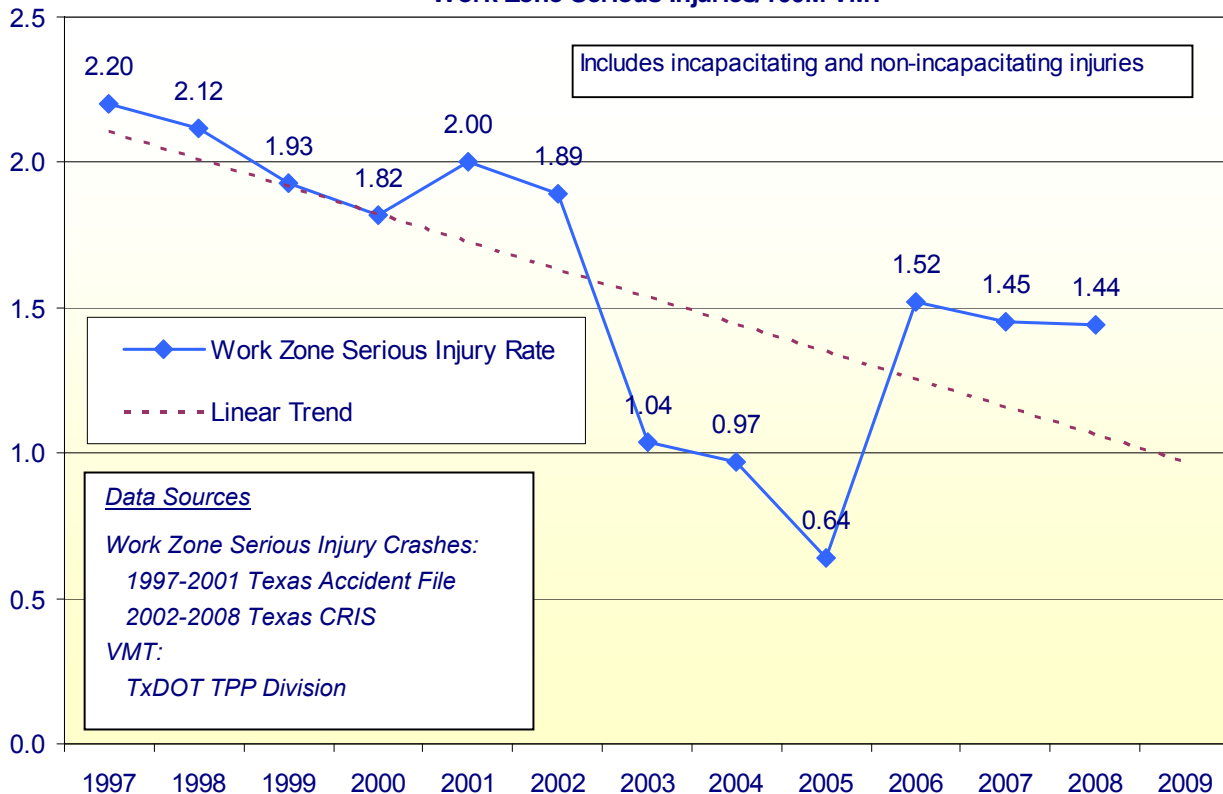
**Figure 26. Texas Performance Measure 20  
Fatal and Serious Injury Speed Related Crashes/100M VMT**



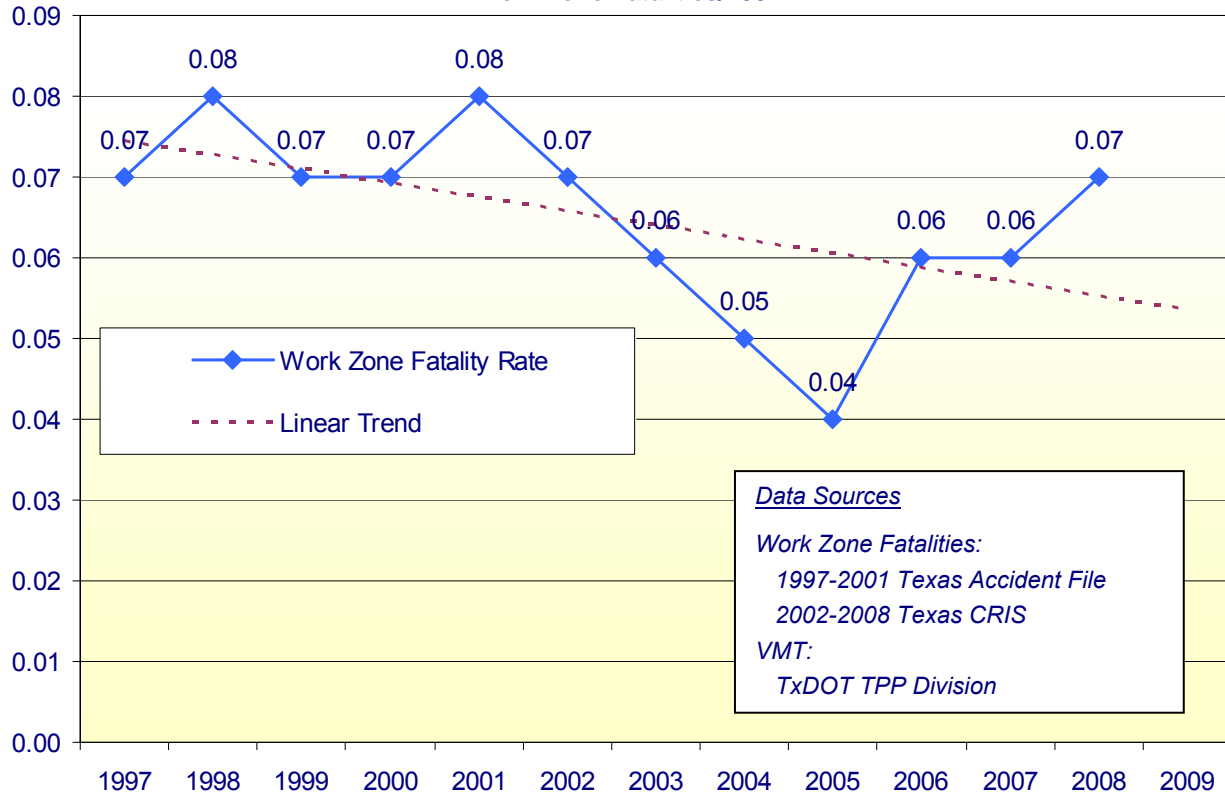
**Figure 27. Texas Performance Measure 24  
Work Zone Fatal and Serious Injury Crashes/100M VMT**



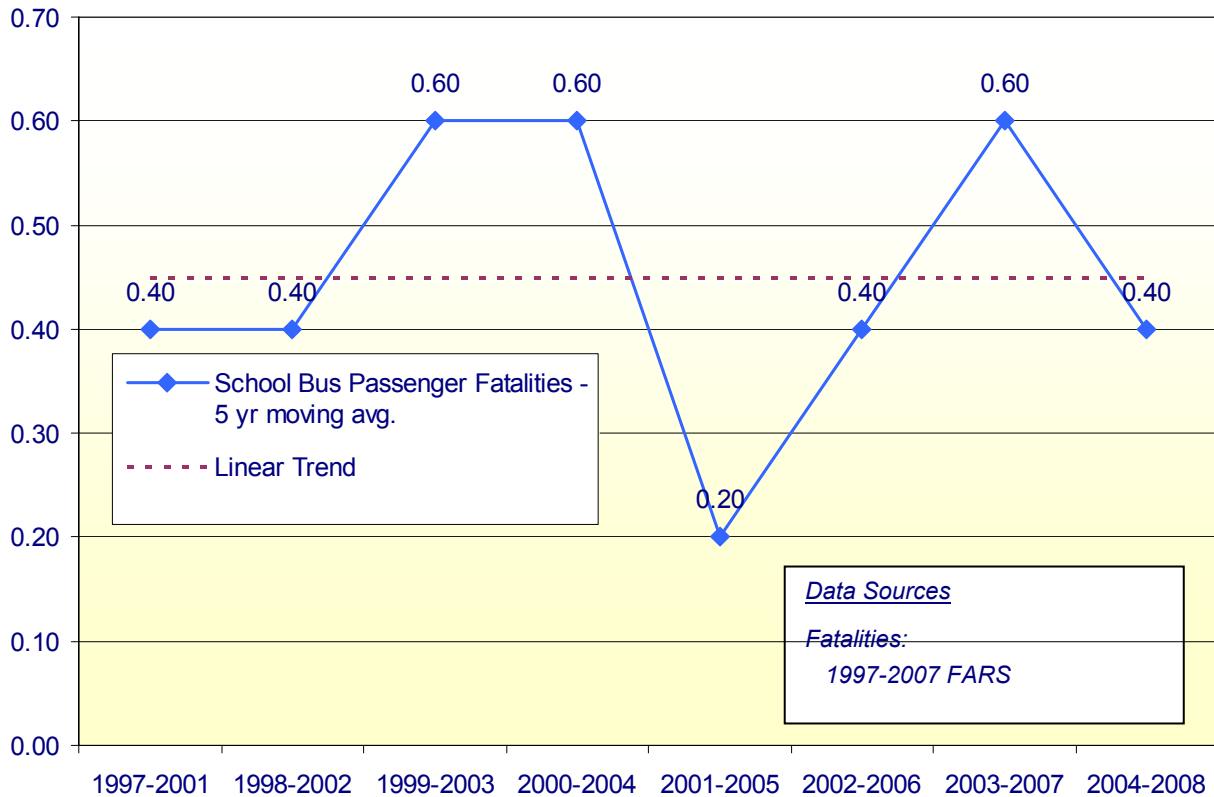
**Figure 28. Texas Performance Measure 25  
Work Zone Serious Injuries/100M VMT**



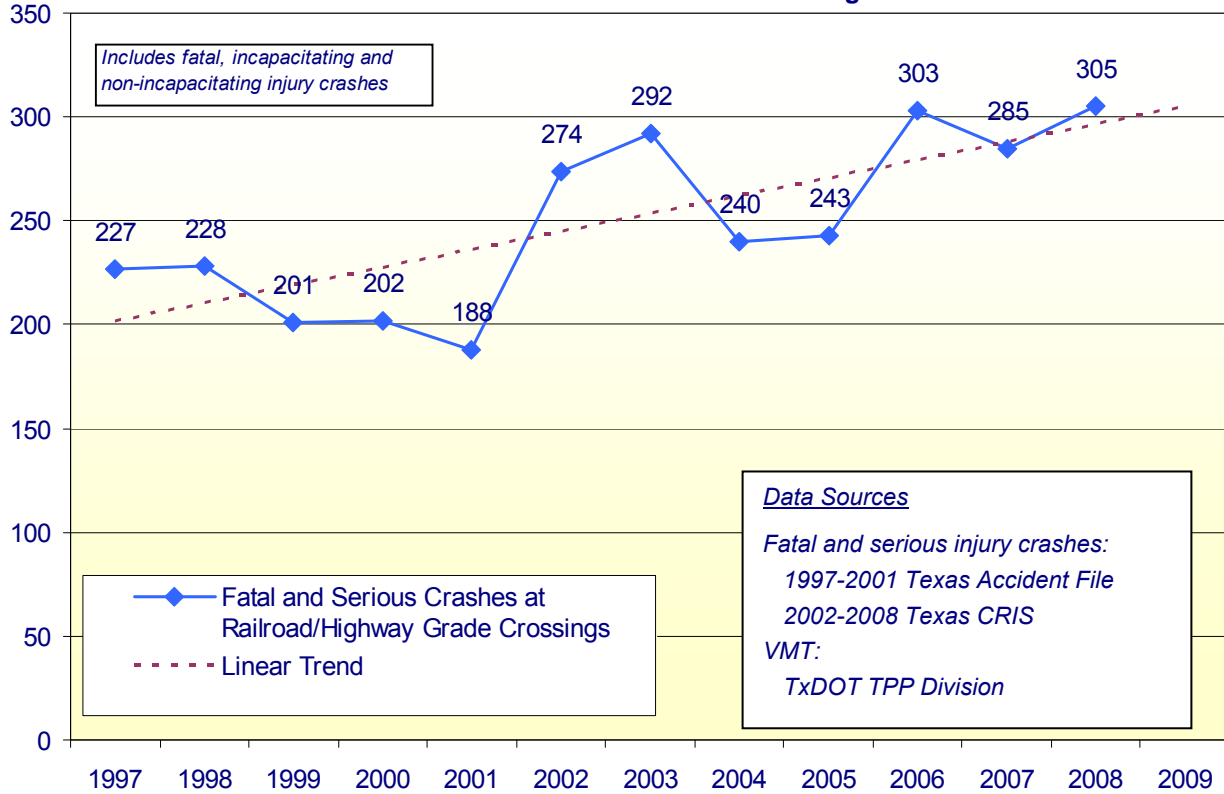
**Figure 29. Texas Performance Measure 26  
Work Zone Fatalities/100M VMT**



**Figure 30. Texas Performance Measure 30  
Five-year Moving Average of School Bus Passenger Fatalities**



**Figure 31. Texas Performance Measure 31  
Fatal and Serious Railroad Grade Crossing Crashes**





## DATA SOURCES AND GLOSSARY

Data Sources	
<p>All crash and casualty data in this document originate from Texas police crash reports as coded in three record systems: the Fatality Analysis and Reporting System, the Texas Accident File and the Texas Crash Record Information System. Differences in coding, the variables coded and definitions of those variables render direct comparisons among the data in the systems problematic. Although in most cases differences among the data in the systems are negligible and practically insignificant, for several variables, the differences are notable. This is especially true for crashes (and the casualties sustained in those crashes) that involve alcohol and/or other drugs and to a lesser extent for crashes involving specific vehicle types. The definitions offered in the glossary are provided to assist in clarifying those differences.</p>	
Fatality Analysis and Reporting System (FARS)	All FARS data in the Annual Report through 2005 are from final FARS data sets. FARS crash and fatality data for periods after 2005 are not final and therefore are subject to change
Texas Accident File (Legacy System)	The Accident File is the legacy Texas system. This system was operated and maintained by the Texas Department of Public Safety (TXDPS) until October 2007, at which time the Texas Department of Transportation (TXDOT) became the state custodian of crash records. All crash and casualty data in the Annual Report that are identified as "Texas" data are from CRIS and the Legacy Accident File. Data from 1997 - 2001 are from the legacy record system.
Texas Crash Record Information System (CRIS)	CRIS, operated by TxDOT, is the replacement for the legacy system. All crash and casualty data in the Annual Report that are identified as "Texas" data are from CRIS and the legacy Accident File. Data from 2002-2008 are from CRIS. While CRIS always accepts updated data, it is finalized each July so data is fixed at that time.

Glossary	
Term	Definition
Alcohol-Related Crashes (or Casualties)	<p>FARS: Crashes (or fatalities) in which at least one driver, pedestrian or pedalcyclist had a BAC <math>\geq</math> .01 g/dL. All FARS-based alcohol-related data reported in the Annual Report include those crashes in which at least one driver had a <u>known</u> BAC test result <math>\leq</math> 0.01 g/dL AND those fatalities in crashes for which alcohol involvement has been estimated when alcohol test results are unknown, i.e., alcohol involvement based on NHTSA's multiple imputation procedures.</p> <p>Legacy &amp; CRIS: Crashes (or casualties) in which at least one driver had a BAC result greater than 0.00 g/dL or a contributing factor of "Had Been Drinking" or "Under Influence-Alcohol". Texas-based alcohol-related data (both Legacy &amp; CRIS) do NOT include imputed alcohol involvement.</p>
DUI-Related Crashes	FARS: No FARS data categorized as DUI are used in the Annual Report.

Glossary	
Term	Definition
(or Casualties)	Legacy system: Alcohol or other drugs were indicated on the crash report to have been a contributing factor for at least one driver in the crash. CRIS: A BAC result >0.00 g/dL or a positive substance test result was indicated for at least one driver, or "had been drinking," "under the influence of alcohol," "under the influence - drug" or "taking medication" was identified as a contributing factor.
Intersection and Intersection- Related Crashes	FARS: No FARS data categorized as Intersection or Intersection-related are used in the Annual Report. Legacy & CRIS: Crashes coded as occurring in an intersection or as being intersection related (excluding driveway access).
Large Truck-Involved Crashes (or Fatalities)	FARS: All crashes involving at least one motor vehicle with a Gross Vehicle Weight Rating (GVWR) >10,000 pounds. Note: Current large-truck-related performance measures use the FARS GVWR definition. Legacy & CRIS: All crashes involving at least one vehicle with a vehicle body type of "Semi-Trailer" or "Truck-Tractor."
Motor Vehicle - Related Bicyclist Fatalities	Legacy & CRIS: All deaths of bicyclists resulting from a crash included in the Legacy or CRIS systems. Bicyclist deaths and injuries unrelated to motor vehicle crashes are not included.
Motor Vehicle Related Pedestrian Fatalities	Legacy & CRIS: All deaths of pedestrians resulting from a crash.
Motorcyclist Fatalities	FARS: Data categorized as Motorcyclist fatalities include fatalities to operators and passengers of vehicles identified in FARS as a: Motorcycle, Moped (motorized bicycle), Three-wheel Motorcycle or Moped - not All-Terrain Vehicle, Off-road Motorcycle (2-wheel), Other motored cycle type (minibikes, motorscooters), or Unknown motored cycle type. Legacy and CRIS: A fatality to an operator or passenger of a motorcycle, motor scooter or moped involved in a crash.
Railroad Grade Crossing Crashes	FARS: No FARS data categorized as Railroad grade crossing crashes are used in the Annual Report. Legacy & CRIS: All crashes involving grade railroad crossings – not limited to collisions with trains.
Serious Crashes (Injuries)	FARS, Legacy & CRIS: All crashes in which the highest level of injury sustained was at least one incapacitating injury (A), plus all crashes in which the highest level of injury sustained was at least one non incapacitating injury (B).
Severity of crash/Severity of injury	FARS, Legacy & CRIS: Crashes are coded in accordance with the highest degree of injury suffered in the accident, where:

Glossary	
Term	Definition
	<p>Incapacitating injury (A) - not able to walk, drive, etc.,</p> <p>Non-incapacitating injury (B) - bump on head, abrasions, minor lacerations,</p> <p>Possible injury (C) - limping, complaint of pain,</p> <p>Fatal injury (F or K) - a death resulting from a crash that occurs within 30 days of the crash,</p> <p>Non-injury (N).</p>
Speed-Related Crashes	<p>Legacy: All crashes for which "speed over the limit" OR "speed unsafe for conditions" was indicated as a contributing factor.</p> <p>CRIS: All crashes having a contributing factor of "Failed to Control Speed", "Speeding Unsafe (Under Limit)" or "Speeding Over Limit".</p>
Texas Population	<p>All Texas population data included in this document were obtained from the Texas State Data Center and Office of the State Demographer. With the exception of CY 2007, all population-based crash and casualty rates in this document are based on Texas State Data Center population <u>estimates</u>. Because population estimates were not yet available for 2007 population <u>projections</u> are used for that year. The projection used is based on the "One-Half 1990-2000 Migration (0.5) Scenario." Technical information can be found on-line at: <a href="http://txsdc.utsa.edu/tpepp/">http://txsdc.utsa.edu/tpepp/</a>.</p>
Vehicle Miles Traveled (VMT)	<p>All annual VMT estimates used in this document, usually expressed in 100M VMT (100 million vehicle miles traveled), are derived from TXDOT's Transportation Planning and Programming Division's (TPP) certified estimates of daily vehicle miles traveled (DVMT) as reported in TPP Standard Reports-RIFCREC: Rural, Small Urban, and Urbanized Mileage by County and Functional System. These estimates include all vehicle miles on all roadways in Texas. Total VMT includes VMT on state, city and county-maintained roads. All mileage-based crash and casualty rates use TPP VMT estimates as the denominator. This is true without regard to whether the numerator is from FARS, the legacy system or CRIS.</p>
Work Zone Crashes (Injuries or Fatalities)	<p>Legacy: All crashes occurring in a construction zone, whether or not the crash was construction related.</p> <p>CRIS: All crashes occurring in a Work Zone, defined as "Construction Zone - Not Construction Related", "Construction Zone - Construction Related", "Other Maintenance Area - Not Construction Related" or "Other Maintenance Area - Construction Related" or Construction Zone Flag = YES.</p>

**THIS PAGE INTENTIONALLY LEFT BLANK**

***Section Three***  
**PROGRAM AREA REPORTS**

**THIS PAGE INTENTIONALLY LEFT BLANK**

**Planning and Administration** **PA - 01**

**Goals**

- To provide effective and efficient management of the Texas Traffic Safety Program

**Objectives**

- No current quantifiable performance measures or objectives

**Strategies**

- Provide training and assistance for local and statewide traffic safety problem identification
- Provide procedures and training on highway safety planning and project development
- Ensure availability of program and project management training
- Review and update program procedures as needed
- Conduct periodic project monitoring and evaluation of traffic safety activities
- Perform accurate accounting and efficient reimbursement processing
- Maintain coordination of traffic safety efforts and provide technical assistance

**Project Descriptions**

*Task: Program Management* *Planning and Administration PA - 01*

*Organization Name* **Texas Department of Transportation** *Division* TRF-TS *Project Number* **TRF-TS Electronic Grants System (eGrants)**

*Title / Desc.* **eGrants System Enhancement, Support & Management**

*Enhance, Support and Manage the Electronic Grants Management System (eGrants). This includes project management, business analysis and software development services.*

*Strategies Addressed*

- Provide procedures and training on highway safety planning and project development
- Conduct periodic project monitoring and evaluation of traffic safety activities
- Perform accurate accounting and efficient reimbursement processing
- Maintain coordination of traffic safety efforts and provide technical assistance

*Performance Objectives*

	<u>Target</u>	<u>Actual</u>	<u>Met?</u>
▪ Provide software development services for the continued enhancement and support of the TxDOT Traffic Safety Electronic Grants Management System (eGrants)	1	1	☑
▪ Provide business analysis services for the continued enhancement and support of the TxDOT Traffic Safety Electronic Grants Management System (eGrants)	1	1	☑
▪ Provide project management services for the continued enhancement and support of the TxDOT Traffic Safety Electronic Grants Management System (eGrants)	1	1	☑

*Participating Organizations*

<i>Participating Organizations</i>	<i>Project #</i>
Rhyan Technologies	TRF-TS eGrants Business Analysis
Agate Software, Inc.	TRF-TS eGrants Development
NF Consulting Services	TRF-TS eGrants Project Management

*Financial Information:*

<i>Fund Source</i>	<i># Projects</i>	<i>Federal Funding</i>	<i>State Funding</i>	<i>Program Income</i>	<i>Local Match</i>	<i>Project Total</i>
402 PA	3 <i>Planned:</i>	\$736,300.00				\$736,300.00
	3 <i>Actuals:</i>	\$415,601.20				\$415,601.20

<b>Task: Program Management</b>				<b>Planning and Administration PA - 01</b>				
<i>Organization Name</i>			<i>Division</i> TRF-TS			<i>Project Number</i>		
<b>Texas Department of Transportation</b>						<b>TRF-TS Traffic Safety Program Operations</b>		
<i>Title / Desc.</i> <b>Traffic Safety Program Operations</b>								
<i>Conduct and manage the Texas Traffic Safety Program in order to identify traffic safety problem areas and implement programs to reduce the number and severity of traffic-related crashes, injuries, and fatalities.</i>								
<i>Strategies Addressed</i>								
<ul style="list-style-type: none"> <li>- Provide training and assistance for local and statewide traffic safety problem identification</li> <li>- Provide procedures and training on highway safety planning and project development</li> <li>- Ensure availability of program and project management training</li> <li>- Review and update program procedures as needed</li> <li>- Conduct periodic project monitoring and evaluation of traffic safety activities</li> <li>- Perform accurate accounting and efficient reimbursement processing</li> <li>- Maintain coordination of traffic safety efforts and provide technical assistance</li> </ul>								
<i>Financial Information:</i>								
<i>Fund</i>	<i>Source</i>	<i>#</i>	<i>Projects</i>	<i>Federal Funding</i>	<i>State Funding</i>	<i>Program Income</i>	<i>Local Match</i>	<i>Project Total</i>
402	PA	2	<i>Planned:</i>		\$2,245,500.00			\$2,245,500.00
		2	<i>Actuals:</i>		\$3,117,346.08			\$3,117,346.08

<b>Task: Program Management</b>				<b>Planning and Administration PA - 01</b>					
<i>Organization Name</i>			<i>Division</i> TRF-TS			<i>Project Number</i>			
<b>Texas Transportation Institute</b>						<b>2009-TTI-G-SYG-0094</b>			
<i>Title / Desc.</i> <b>Planning and Implementation of a Statewide Transportation Safety Conference</b>									
<i>TTI is planning &amp; will hold a 3-day statewide Transportation Safety Conference in Nov 2009. This project will provide support for implementing that conference and planning a second conference in 2010.</i>									
<i>Strategies Addressed</i>									
<ul style="list-style-type: none"> <li>- Provide training and assistance for local and statewide traffic safety problem identification</li> <li>- Maintain coordination of traffic safety efforts and provide technical assistance</li> </ul>									
<i>Performance Objectives</i>							<u><i>Target</i></u>	<u><i>Actual</i></u>	<u><i>Met?</i></u>
▪ Produce Conference summary of 2009 Statewide Traffic Safety Conference							1	1	<input checked="" type="checkbox"/>
▪ Coordinate Planning for a second statewide transportation conference							1	1	<input checked="" type="checkbox"/>
▪ Conduct 2009 Statewide Transportation Safety Conference							1	1	<input checked="" type="checkbox"/>
<i>Financial Information:</i>									
<i>Fund</i>	<i>Source</i>	<i>#</i>	<i>Projects</i>	<i>Federal Funding</i>	<i>State Funding</i>	<i>Program Income</i>	<i>Local Match</i>	<i>Project Total</i>	
402	PA	1	<i>Planned:</i>	\$49,940.81			\$5,585.80	\$55,526.61	
		1	<i>Actuals:</i>	\$46,695.34			\$5,224.71	\$51,920.05	



**Task: Program Management** **Planning and Administration PA - 01**

Organization Name **Texas Transportation Institute** Division TRF-TS Project Number **2009-TTI-G-SYG-0271**

Title / Desc. **Technical Assistance and Data Analysis for Traffic Safety**

*This project provides technical assistance to the TxDOT Traffic Safety Section in the compilation, analysis and presentation of traffic safety-related data and other related technical assistance.*

**Strategies Addressed**

- Provide training and assistance for local and statewide traffic safety problem identification

**Performance Objectives**

	<u>Target</u>	<u>Actual</u>	<u>Met?</u>
▪ Provide responses to requests for technical assistance on data compilations, analysis and graphics	100 %	100 %	<input checked="" type="checkbox"/>
▪ Provide electronic copies of crash data compilation to the Traffic Safety Section	5	5	<input checked="" type="checkbox"/>
▪ Provide printed copy of crash data compilation to the Traffic Safety Section	1	1	<input checked="" type="checkbox"/>

**Financial Information:**

Fund	Source	# Projects		Federal Funding	State Funding	Program Income	Local Match	Project Total
402	PA	1	Planned:	\$53,212.00			\$6,008.00	\$59,220.00
		1	Actuals:	\$52,291.95			\$5,929.39	\$58,221.34

**Task: Training** **Planning and Administration PA - 01**

Organization Name **Texas Transportation Institute** Division TRF-TS Project Number **2009-TTI-G-MYG-Yr1-0322**

Title / Desc. **Texas Project Management Course for Traffic Safety Professionals**

*Provide project management knowledge & skills that compliment TxDOT Egrants training. The training will focus on traffic safety problem identification, development of feasible solutions, development of work plans, and performance management (resources & fiscal).*

**Strategies Addressed**

- Ensure availability of program and project management training
- Provide training and assistance for local and statewide traffic safety problem identification
- Provide procedures and training on highway safety planning and project development
- Review and update program procedures as needed

**Performance Objectives**

	<u>Target</u>	<u>Actual</u>	<u>Met?</u>
▪ Evaluate the new TX Traffic Safety Project Management Course relative to the previous course	1	0	<input type="checkbox"/>
▪ Develop curriculum that addresses the needs of TxDOT Traffic Safety Program & its subgrantees relative to prog mgt	1	0	<input type="checkbox"/>
▪ Conduct needs assessment of project mgt skills among district/state & subgrantees (survey/interviews)	50	50	<input checked="" type="checkbox"/>
▪ Conduct pilot course of the Texas Traffic Safety Project Management Course to a minimum of 30 students	1	0	<input type="checkbox"/>
▪ Conduct instructor workshop in preparation for the new Texas Traffic Safety Project Management	1	0	<input type="checkbox"/>

**Project Notes**

*The scope of this project changed by mutual agreement of TTI and TxDOT. This change resulted in the project not meeting 4 of the original objectives.*

**Financial Information:**

Fund	Source	# Projects		Federal Funding	State Funding	Program Income	Local Match	Project Total
402	PA	1	Planned:	\$85,681.15			\$9,589.68	\$95,270.83
		1	Actuals:	\$44,633.25			\$5,663.45	\$50,296.70

FY 2009 Traffic Safety Funds  
Program Area Expenditure Summary

PA - 01

Planning and Administration

Task	# Proj	Total	FEDERAL					MATCH			Fed. 402 to Local	
			402	405	406	408	410	2010	STATE	INCOME		LOCAL
<i>Program Management</i>	Planned: 7	\$2,970,246.61	\$413,152.81								\$2,545,500.00	\$11,593.80
	Actual: 7	\$3,643,088.67	\$389,096.29								\$3,242,838.28	\$11,154.10
<i>Enforcement</i>												
<i>Evaluation</i>												
<i>PI&amp;E</i>												
<i>Training</i>	Planned: 1	\$95,270.83	\$85,681.15									\$9,589.68
	Actual: 1	\$50,296.70	\$44,633.25									\$5,663.45
<b>TOTALS:</b>	Planned: 8	\$3,065,517.44	\$498,833.96								\$2,545,500.00	\$21,183.48
	Actual: 8	\$3,693,385.37	\$433,729.54								\$3,242,838.28	\$16,817.55

## Alcohol and Other Drug Counter Measures

**AL - 02**

### Goals

- To reduce the number of Alcohol and other drug-related crashes, injuries, and fatalities
- To reduce the number of DUI-related crashes where the driver is under age 21

### Objectives

- Reduce the number of 16-20 year old DUI drivers (alcohol or other drugs) in KAB crashes per 100,000 16-20 year-olds from 69.69 (2007 CRIS) to 56.07 (CRIS)
- Reduce the number of DUI-related (alcohol or other drugs) serious injuries per 100M VMT from 4.59 (2007 CRIS) to 4.17 (CRIS)
- Reduce the number of DUI-related (alcohol or other drugs) fatalities per 100M VMT from 0.71 Alcohol-related fatalities per 100M VMT (2006 FARS) and 0.41 Alcohol-related fatalities per 100M VMT (2007 CRIS) to 0.65 (FARS)
- Reduce the DUI-related (alcohol or other drugs) KAB crashes per 100M VMT from 3.58 DUI-related (alcohol or other drugs) KAB crashes per 100M VMT ((2007 CRIS)) to 3.06 DUI related (alcohol or other drugs) KAB crashes per 100M VMT (CRIS)
- Reduce the number of DUI-related (alcohol or other drugs) fatalities per 100M VMT from 0.44 (2007 CRIS) to 0.43 (CRIS)

### Strategies

- *Increase enforcement of DWI laws*
- *Increase sustained enforcement*
- *Increase high visibility enforcement*
- *Improve BAC testing and reporting to the State's crash records information system*
- *Improve anti-DWI public information and education campaigns*
- *Increase the number of law enforcement task forces and coordinated enforcement campaigns*
- *Increase training for anti-DWI advocates*
- *Increase intervention efforts*
- *Improve and increase training for law enforcement officers*
- *Improve DWI processing procedures*
- *Develop a DWI and minor in possession tracking system*
- *Improve adjudication of DWI cases through improved training for judges, administrative license revocation judges, and prosecutors, and improved support materials for judges and prosecutors*
- *Improve education programs on alcohol and driving for youth*
- *Increase enforcement of driving under the influence by minors laws*
- *Increase public education and information, concentrating on youth age 5-13 and 14-20, including parent education on drinking and driving*
- *Develop innovative ways and programs to combat underage drinking and driving.*

### Project Descriptions

**Task: Program Management** **Alcohol and Other Drug Counter Measures AL - 02**

Organization Name *District LKF* Project Number  
**2009-DrivingJ-G-SYG-0305**  
**Driving Jacks**

**Title / Desc. Driving Jacks**

*Driving Jacks delivers free rides to anyone on Thursday, Friday, and Saturday nights from 10pm-3am. It is a student operated organization that strives to reduce then number of drunk drivers.*

**Strategies Addressed**

- Ensure availability of program and project management training
- Review and update program procedures as needed
- Perform accurate accounting and efficient reimbursement processing
- Develop innovative ways and programs to combat underage drinking and driving
- Improve education programs on alcohol and driving for youth
- Increase intervention efforts
- Improve anti-DWI public information and education campaigns
- Conduct and assist local, state and national traffic safety campaigns
- Develop and implement public information and education efforts on traffic safety issues
- Provide assistance to update the drivers education curriculum
- Provide training programs on how to initiate and conduct community based programs
- Support the Safe Communities process
- Provide management support to implement community traffic safety programs

**Performance Objectives**

	<u>Target</u>	<u>Actual</u>	<u>Met?</u>
▪ Provide individuals with a safe ride home	1,500	3,560	☑

**Financial Information:**

Fund	Source	# Projects	Federal Funding	State Funding	Program Income	Local Match	Project Total
410	K8	1	<i>Planned:</i> \$3,385.00			\$3,445.01	\$6,830.01
		1	<i>Actuals:</i> \$3,077.39			\$3,131.95	\$6,209.34

**Task: Program Management** **Alcohol and Other Drug Counter Measures AL - 02**

Organization Name *Division TRF-TS* Project Number  
**2009-TTI-G-MYG-Yr1-0222**  
**Texas Transportation Institute**

**Title / Desc. Technical Assistance & Working Group Facilitation for the Alcohol and Other Countermeasures Program**

*Increase enforcement of DWI laws Promote partnership between Alcohol and Other Drug Countermeasures subgrantees and other appropriate stakeholders Support program assessment activities*

**Strategies Addressed**

- Increase enforcement of DWI laws

**Performance Objectives**

	<u>Target</u>	<u>Actual</u>	<u>Met?</u>
▪ Revise the Texas SFST Update curriculum to reflect any changes adopted by NHTSA	1	1	☑
▪ Revise internal NHTSA State Alcohol Self-Assessment document and submit it	1	1	☑
▪ Provide tech. asst. activities to the Alcohol & Other Drug Countermeasures/Youth Alcohol Program initiatives	10	10	☑
▪ Conduct impaired driving working group subcommittee meetings	2	2	☑
▪ Conduct Alcohol Program Partner's Meeting and one impaired driving working group meeting	1	2	☑
▪ Assist multi-disciplinary, statewide impaired driving working group	1	1	☑

**Financial Information:**

Fund	Source	# Projects	Federal Funding	State Funding	Program Income	Local Match	Project Total
410	K8	1	<i>Planned:</i> \$38,104.86			\$4,270.36	\$42,375.22
		1	<i>Actuals:</i> \$26,341.37			\$2,977.55	\$29,318.92

**Task: Enforcement** **Alcohol and Other Drug Counter Measures AL - 02**

Organization Name **Brazos County Attorney's Office** District BRY Project Number **2009-BrazosCA-G-MYG-Yr1-0226**

Title / Desc. **Brazos County Comprehensive Underage Drinking Program**  
*Regional Underage Drinking Task Force*

**Strategies Addressed**

- Develop innovative ways and programs to combat underage drinking and driving
- Increase enforcement of driving under the influence by minors laws
- Increase the number of law enforcement task forces and coordinated enforcement campaigns

**Performance Objectives**

	<u>Target</u>	<u>Actual</u>	<u>Met?</u>
▪ Produce PSA's illustrating the legal consequences of making alcohol available to a minor	2	2	☑
▪ Develop An inter-agency task force with a minimum of (9) nine law enforcement agencies	1	3	☑
▪ Create Teen advisory council	1	1	☑
▪ Conduct minor sting activities targeting those who provide alcohol to minors	60	62	☑
▪ Conduct Criminal investigations of licensed establishments that sell or serve alcohol to minors	38	64	☑
▪ Conduct Administrative investigations of establishments that sell or serve alcohol to a minor	34	63	☑
▪ Conduct criminal cases of Driving Under the Influence Minor	6	9	☑
▪ Complete Investigations and cases on minors who possess alcohol	160	311	☑
▪ Complete Investigations and criminal cases on persons who make alcohol available to a minor	30	40	☑
▪ Complete Investigations and criminal cases on persons who possess fictitious or altered identification	12	27	☑

**Financial Information:**

Fund Source	# Projects	Federal Funding	State Funding	Program Income	Local Match	Project Total
402 AL	1	Planned: \$61,140.53			\$51,792.50	\$112,933.03
	1	Actuals: \$46,445.74			\$51,793.02	\$98,238.76

**Task: Enforcement** **Alcohol and Other Drug Counter Measures AL - 02**

*Organization Name* **Texas Department of Transportation** *Division* TRF-TS *Project Number*  
**2009 - STEP IDM**

*Title / Desc.* **Impaired Driving Mobilization (IDM) STEP Grant Program**

*Coordinate and conduct quarterly mobilizations consisting of increased DWI enforcement and earned media activities.*

*Strategies Addressed*

- Increase enforcement of traffic safety-related laws.
- Increase public education and information campaigns.
- Increase enforcement of DWI laws.

*Performance Objectives*

	<u>Target</u>	<u>Actual</u>	<u>Met?</u>
▪ Participate in the 2009 National Labor Day Impaired "Driving Crackdown" Mobilization	1	1	<input checked="" type="checkbox"/>
▪ Conduct a Independence Day Mobilization	1	1	<input checked="" type="checkbox"/>
▪ Conduct a Spring Break Mobilization	1	1	<input checked="" type="checkbox"/>
▪ Conduct a Christmas/New Years Mobilization	1	1	<input checked="" type="checkbox"/>

*Participating Organizations*

*Project #*

City of Abilene	2009-Abilene-STEP IDM-00039
City of Austin - Police Departement	2009-AustinPD-STEP IDM-00025
Cameron County Sheriff's Office	2009-CameronCo-STEP IDM-00021
City of Dallas - Police Department	2009-Dallas-STEP IDM-00003
City of Eagle Pass	2009-Eagle Pass Police Dept.-STEP IDM-00024
City of Early Police Department	2009-EarlyPD-STEP IDM-00033
Eastland County Sheriff's Office	2009-EastlandCOSO-STEP IDM-00029
El Paso County	2009-EIPasoCO-STEP IDM-00008
City of El Paso	2009-EIPasoPD-STEP IDM-00035
City of Fort Worth	2009-Fortworth-STEP IDM-00031
City of Frisco	2009-FriscoPD-STEP IDM-00002
County of Galveston (Sheriff's Office)	2009-GalCOSO-STEP IDM-00043
City of Galveston	2009-Galveston-STEP IDM-00011
City of Garland	2009-GarlandPD-STEP IDM-00006
City of Grand Prairie	2009-GrandPra-STEP IDM-00007
Gregg County	2009-GregCO-STEP IDM-00004
City of Harlingen Police Department	2009-Harlinge-STEP IDM-00041
Harris County Constable Precinct 4	2009-Harris4-STEP IDM-00014
Harrison County	2009-Harrison-STEP IDM-00022
Harris County Constable Precinct 5	2009-HarrisP5-STEP IDM-00015
Hidalgo County Sheriff's Office	2009-HidalgoCOSO-STEP IDM-00042
City of Houston	2009-HoustonPD-STEP IDM-00012
City of Irving	2009-Irving-STEP IDM-00023
Jefferson County	2009-JeffersonCoSO-STEP IDM-00038
City of Killeen - Police Department	2009-KilleenPD-STEP IDM-00016
City of Laredo	2009-LaredoPD-STEP IDM-00044
City of Lewisville	2009-LewisvPD-STEP IDM-00009
City of Marble Falls - Police Dept	2009-MarbleFlsPD-STEP IDM-00017
City of McAllen Police Department	2009-McAllenPD-STEP IDM-00026
City of McKinney	2009-McKinney-STEP IDM-00005
Montgomery County	2009-MontgoSO-STEP IDM-00010
City of Palestine Police department	2009-PalestinePD-STEP IDM-00030
City of Plano	2009-PlanoPD-STEP IDM-00013
City of Port Neches - Police Department	2009-PortNechesPD-STEP IDM-00019
Saginaw Police Department	2009-Saginaw-STEP IDM-00028

City of Seabrook Police Department 2009-SeabrookPD-STEP IDM-00040  
 City of Sugar Land 2009-Sugarland-STEP IDM-00036  
 City of Tyler 2009-Tyler PD-STEP IDM-00027  
 Vidor Police Department 2009-VidorPD-STEP IDM-00018  
 City of Waco 2009-WacoPD-STEP IDM-00037

**Financial Information:**

Fund Source	# Projects	Federal Funding	State Funding	Program Income	Local Match	Project Total
402 AL	40	Planned: \$1,183,090.86			\$25,711.44	\$1,200,000.00
	39	Actuals: \$915,211.61			\$28,558.63	\$943,770.24

**Task: Enforcement** **Alcohol and Other Drug Counter Measures AL - 02**

**Organization Name** Texas Department of Transportation **Division** TRF-TS **Project Number** STEP 2009 DWI

**Title / Desc.** STEP 2009 DWI

Provide increased DWI enforcement to reduce the number of intoxicated drivers on the streets and the associated alcohol-related crashes. Conduct sustained enforcement for DWI during the grant year.

**Strategies Addressed**

- Increase enforcement of DWI laws
- Increase sustained enforcement
- Increase high visibility enforcement
- Improve anti-DWI public information and education campaigns

**Performance Objectives**

	Target	Actual	Met?
▪ Reduce the number of DUI-related crashes where the driver is under age 21	0	0	<input checked="" type="checkbox"/>
▪ Reduce the number of DWI-related crashed, injuries, and fatalities	0	0	<input checked="" type="checkbox"/>

**Performance Measures**

Alcohol related crashes	20
Child Safety Seat citations	6
CMV Speed citations	2
Community events	5
DUI Minor arrests/citations	5
DWI arrests	134
HMV citations	63
ITC citations	113
Media exposures	9
Other arrests	38
Other citations	207
Presentations conducted	3
Public information and education materials distributed	6,269
Public information and education materials produced	1
Safety Belt citations	2
Speed citations	73
STEP Enforcement Hours	1,085

**Participating Organizations**

City of Eagle Pass **Project #** 2009-Eagle Pa-S-SYG-0286

**Financial Information:**

Fund Source	# Projects	Federal Funding	State Funding	Program Income	Local Match	Project Total
402 AL	1	Planned: \$39,979.44			\$5,197.00	\$45,176.44
	1	Actuals: \$29,292.07			\$7,009.36	\$36,301.43

<b>Task: Enforcement</b>	<b>Alcohol and Other Drug Counter Measures AL - 02</b>
--------------------------	--

<i>Organization Name</i> <b>Texas Department of Transportation</b>	<i>Division</i> TRF-TS	<i>Project Number</i> <b>TRF-TS IDM Incentives</b>
---	------------------------	---

**Title / Desc. Impaired Driving Mobilization (IDM) Incentives STEP Grant Program**

Coordinate and conduct an IDM Incentive Project during the upcoming year Labor Day Crackdown. The Incentive Project will recruit law enforcement agencies to volunteer their enforcement and earned media efforts during the mobilization. TxDOT is planning on distributing fifteen (15) \$4,000 incentive awards through a random drawing process to law enforcement that meet the eligibility requirements.

<i>Participating Organizations</i>	<i>Project #</i>
City of Beeville - Police Department	2009-INC-IDM-BeevilPD-00001
City of Cedar Park	2009-INC-IDM-CdrPrkPD-00002
City of Vernon	2009-INC-IDM-city of vernon-00015
City of Decatur Police Department	2009-INC-IDM-DecaturPD-00003
County of Galveston (Sheriff's Office)	2009-INC-IDM-GalCOSO-00016
Goliad County Sheriff's Office	2009-INC-IDM-GoliadCoSO-00020
Harris County Constable Precinct 4	2009-INC-IDM-Harris4-00013
City of Hutto	2009-INC-IDM-Hutto PD-00005
City of Kilgore - Police Department	2009-INC-IDM-KilgorePD-00018
City of Lampasas - Police Department	2009-INC-IDM-LampasasPD-00017
Menard County Sheriffs Office	2009-INC-IDM-Menard-00012
City of Mesquite	2009-INC-IDM-Mesquite-00006
City of Mount Pleasant	2009-INC-IDM-MtPleasantPD-00007
City of Rowlett - Police Department	2009-INC-IDM-Rowlet PD-00008
Saginaw Police Department	2009-INC-IDM-Saginaw-00019
City of San Angelo	2009-INC-IDM-SanAngeloPD-00009
City of Terrell	2009-INC-IDM-TerrellPD-00011
City of Van Alstyne	2009-INC-IDM-Van Alstyne PD-00014

**Financial Information:**

<i>Fund</i>	<i>Source</i>	<i># Projects</i>	<i>Federal Funding</i>	<i>State Funding</i>	<i>Program Income</i>	<i>Local Match</i>	<i>Project Total</i>
402	AL	17	<i>Planned:</i> \$72,000.00				\$72,000.00
		18	<i>Actuals:</i> \$67,272.78			\$1,311.27	\$68,584.05



**Task: Evaluation** **Alcohol and Other Drug Counter Measures AL - 02**

Organization Name **Texas Transportation Institute** Division TRF-TS Project Number **2009-TTI-G-SYG-0060**

**Title / Desc. Evaluation of Efforts to Improve Blood Alcohol Concentration (BAC) Reporting in Texas**

Texas is working to improve BAC reporting. The project involves assessing current BAC reporting level, surveys of agencies, and their compliance with statutes and procedures for reporting BAC results.

**Strategies Addressed**

- Improve BAC testing and reporting to the State's crash records information system

**Performance Objectives**

	<u>Target</u>	<u>Actual</u>	<u>Met?</u>
▪ Provide Justices of the Peace with assistance regarding changes in statutes and procedures	750	751	☑
▪ Provide assistance to the 13 Medical Examiner Offices regarding changes in Texas statutes and procedures	13	13	☑
▪ Complete final report with the results of discussions, feedback, forms, and procedures for all agencies	1	2	☑
▪ Assist Department of Public Safety Crime Lab with reporting BAC results to CRIS and FARS	1	3	☑

**Financial Information:**

Fund	Source	# Projects	Federal Funding	State Funding	Program Income	Local Match	Project Total
410	K8	1	<i>Planned:</i> \$94,880.62			\$10,606.95	\$105,487.57
		1	<i>Actuals:</i> \$89,885.96			\$10,061.19	\$99,947.15

**Task: Evaluation** **Alcohol and Other Drug Counter Measures AL - 02**

Organization Name **Texas Transportation Institute** Division TRF-TS Project Number **2009-TTI-G-SYG-0091**

**Title / Desc. Evaluation of Efforts to Assess and Improve the Ignition Interlock Program in Texas**

The study will evaluate the success of the efforts to improve the ignition interlock program in Texas through training, surveys and feedback from judges and prosecutors.

**Strategies Addressed**

- Increase intervention efforts

**Performance Objectives**

	<u>Target</u>	<u>Actual</u>	<u>Met?</u>
▪ Provide a written report and Executive Summary of the study findings	1	1	☑
▪ Identify changes in training for attorneys and judges at each of the 5 court levels in Texas	5	5	☑
▪ Conduct meetings with entities providing education for judges and attorneys at each court level in Texas	5	6	☑
▪ Conduct meetings with Texas Department of Public Safety re changes to ignition interlock program in Texas	4	4	☑

**Financial Information:**

Fund	Source	# Projects	Federal Funding	State Funding	Program Income	Local Match	Project Total
410	K8	1	<i>Planned:</i> \$101,168.14			\$11,315.62	\$112,483.76
		1	<i>Actuals:</i> \$93,471.07			\$10,454.92	\$103,925.99

**Task: PI&E** **Alcohol and Other Drug Counter Measures AL - 02**

Organization Name **Hillcrest Baptist Medical Center-Hillcrest** District WAC **2009-Hillcres-G-SYG-0017** Project Number **2009-Hillcres-G-SYG-0017**

Title / Desc. **TeenSafe Traffic Educational Program**  
*Underage Drinking and Driving Prevention Program*

Performance Objectives	Target	Actual	Met?
▪ Educate youth, 5-19 years of age on the dangers of drinking and driving utilizing technical simulations	1,500	7,918	<input checked="" type="checkbox"/>
▪ Collect alcohol/traffic safety questionnaires throughout the grant service area	500	1,451	<input checked="" type="checkbox"/>
▪ Conduct Prom Safety Campaign (PI&E) in the grant service area	1	1	<input checked="" type="checkbox"/>
▪ Conduct Prom Safety Essay Contest throughout the grant service area	1	1	<input checked="" type="checkbox"/>
▪ Conduct hospital-based programs to be offered as an alternative consequence within juvenile justice system	8	10	<input checked="" type="checkbox"/>
▪ Conduct Smashed programs in at least 16 schools and other groups within the grant service area	16	72	<input checked="" type="checkbox"/>
▪ Develop Parent/Caregiver underage drinking and drinking prevention curriculum	1	1	<input checked="" type="checkbox"/>
▪ Develop or more youth traffic safety educational display areas within the grant service area	16	39	<input checked="" type="checkbox"/>
▪ Assist events within one or more contiguous counties of the grant service area	3	6	<input checked="" type="checkbox"/>
▪ Distribute youth traffic safety educational packet to youth throughout grant service area	3,500	11,935	<input checked="" type="checkbox"/>
▪ Produce Fall and Spring TeenSafe Newsletter	1	2	<input checked="" type="checkbox"/>
▪ Educate youth, 10-19 years of age, in the region on traffic safety (seatbelts, cell phone, & drunk driving)	1,500	3,086	<input checked="" type="checkbox"/>
▪ Establish relationships with a minimum of 2 contiguous counties of the grant service area	4	4	<input checked="" type="checkbox"/>
▪ Maintain data base relating to pre-teens and teens involved in Motor Vehicle Crashes in the grant service area	1	10	<input checked="" type="checkbox"/>
▪ Maintain data base relating to pre-teens and teens receiving alcohol violations in the grant service area	1	10	<input checked="" type="checkbox"/>
▪ Maintain TeenSafe website	1	0	<input type="checkbox"/>
▪ Participate Coalition on Underage Drinking and Driving within the grant service area	1	5	<input checked="" type="checkbox"/>
▪ Participate "Shattered Dreams" programs in counties within the grant service area	5	5	<input checked="" type="checkbox"/>
▪ Distribute youth traffic safety educational packets to parents/caregivers throughout grant service area	1,000	2,404	<input checked="" type="checkbox"/>

**Financial Information:**

Fund	Source	# Projects	Federal Funding	State Funding	Program Income	Local Match	Project Total
402	AL	1	Planned: \$180,692.36			\$69,127.93	\$249,820.29
		1	Actuals: \$170,793.15			\$91,957.94	\$262,751.09

**Task: PI&E** **Alcohol and Other Drug Counter Measures AL - 02**

Organization Name **Mothers Against Drunk Driving, National Office** District HOU Project Number **2009-MADD-G-SYG-0303**

Title / Desc. **TAKE THE WHEEL and Reduce Alcohol-Related Crashes in Harris County**

The goals of this campaign are to reduce alcohol-related traffic fatalities and underage drinking in Harris County in collaboration with law enforcement, the criminal justice system and the citizens.

**Strategies Addressed**

- Improve adjudication of DWI cases through improved training for judges, administrative license revocation judges, and prosecutors, and improved support materials for judges and prosecutors
- Increase intervention efforts
- Increase training for anti-DWI advocates

**Performance Objectives**

	<u>Target</u>	<u>Actual</u>	<u>Met?</u>
▪ Train Volunteers to serve as court monitors	20	18	<input type="checkbox"/>
▪ Implement Monitoring of DUI cases in the courts court monitoring volunteers and staff	660	3,037	<input checked="" type="checkbox"/>
▪ Enroll Volunteers to be trained as court monitors	20	36	<input checked="" type="checkbox"/>
▪ Educate Community leaders about technology that can prevent drunk driving via Symposium	100	101	<input checked="" type="checkbox"/>
▪ Demonstrate Technological Applications to stop drunk driving via Technology Symposium	1	1	<input checked="" type="checkbox"/>
▪ Conduct Roll Call Briefings with law enforcement agencies	20	20	<input checked="" type="checkbox"/>
▪ Conduct Speakers Bureau Trainings	4	2	<input type="checkbox"/>
▪ Conduct Media events to increase awareness of the problems associated with drunk driving & underage drinking	3	3	<input checked="" type="checkbox"/>
▪ Conduct Adult Coordinator trainings for the recruitment and implementation of Youth In Action	2	2	<input checked="" type="checkbox"/>
▪ Conduct Law Enforcement Recognition and Awards Event	1	1	<input checked="" type="checkbox"/>

**Financial Information:**

Fund Source	# Projects	Federal Funding	State Funding	Program Income	Local Match	Project Total
410 K8	1	Planned: \$322,564.44			\$121,109.16	\$443,673.60
	1	Actuals: \$196,504.59			\$214,142.84	\$410,647.43

**Task: PI&E** **Alcohol and Other Drug Counter Measures AL - 02**

Organization Name **San Antonio Council on Alcohol and Drug Abuse** District SAT Project Number **2009-SACADA-G-SYG-0121**

**Title / Desc. Arrive Alive**

To educate the community about the consequences associated with drinking and driving through public information and education.

**Strategies Addressed**

- Improve anti-DWI public information and education campaigns

**Performance Objectives**

	<u>Target</u>	<u>Actual</u>	<u>Met?</u>
▪ Produce media related activities and disseminate to the San Antonio community	100	100	☑
▪ Implement public information and education campaign on the consequences drinking and driving	1	3	☑
▪ Educate individuals through presentations on the consequences of drinking and driving	1,000	1,094	☑
▪ Distribute materials to the San Antonio community on the consequences of drinking and driving	100,000	232,221	☑
▪ Attend local coalition or community meetings	25	50	☑

**Financial Information:**

Fund Source #	Projects	Federal Funding	State Funding	Program Income	Local Match	Project Total
402 AL	1	Planned: \$102,753.15			\$11,500.00	\$114,253.15
	1	Actuals: \$93,375.40			\$11,994.73	\$105,370.13

**Task: PI&E** **Alcohol and Other Drug Counter Measures AL - 02**

Organization Name **Sherry Matthews Advocacy Marketing** Division TRF-TS Project Number **2009-SMAM-G-SYG-0234**

**Title / Desc. College "Who's Driving Tonight?" Integrated Marketing Campaign**

This public education campaign uses peer-to-peer tactics to target young adults and promote the importance of finding a safe ride home if they have been drinking.

**Strategies Addressed**

- Improve anti-DWI public information and education campaigns

**Project Notes**

Please refer to the Paid Media Section for performance details

**Financial Information:**

Fund Source #	Projects	Federal Funding	State Funding	Program Income	Local Match	Project Total
410 K8	1	Planned: \$309,265.00			\$34,363.00	\$343,628.00
	1	Actuals: \$309,254.78			\$177,132.00	\$486,386.78

<b>Task: PI&amp;E</b>		<b>Alcohol and Other Drug Counter Measures AL - 02</b>						
<i>Organization Name</i> <b>Sherry Matthews Advocacy Marketing</b>		<i>Division</i> TRF-TS			<i>Project Number</i> <b>2009-SMAM-G-SYG-0304</b>			
<i>Title / Desc.</i> <b>Adult Drinker Public Information &amp; Education</b>								
Annual statewide public education campaign to encourage holiday revelers to designate a sober driver before they begin holiday celebrations involving alcohol								
<i>Strategies Addressed</i>								
- Improve anti-DWI public information and education campaigns								
<i>Project Notes</i>								
Please refer to the Paid Media Section for performance details								
<i>Financial Information:</i>								
<i>Fund</i>	<i>Source</i>	<i># Projects</i>		<i>Federal Funding</i>	<i>State Funding</i>	<i>Program Income</i>	<i>Local Match</i>	<i>Project Total</i>
410	K8	1	<i>Planned:</i>	\$267,200.00			\$267,200.00	\$534,400.00
		1	<i>Actuals:</i>	\$267,200.00				\$267,200.00

<b>Task: PI&amp;E</b>		<b>Alcohol and Other Drug Counter Measures AL - 02</b>						
<i>Organization Name</i> <b>Texas Alcoholic Beverage Commission</b>		<i>Division</i> TRF-TS			<i>Project Number</i> <b>2009-TABC-G-SYG-0048</b>			
<i>Title / Desc.</i> <b>Managers Awareness Program</b>								
The Texas Alcoholic Beverage Commission proposes a public information and education initiative that specifically targets alcoholic beverage retailers and their managers.								
<i>Strategies Addressed</i>								
- Increase enforcement of DWI laws								
<i>Performance Objectives</i>								
						<i>Target</i>	<i>Actual</i>	<i>Met?</i>
▪ Train managers of licensed retailers across the state to increase compliance with state laws						2,000	2,782	<input checked="" type="checkbox"/>
▪ Provide pieces of MAP PI&E materials to licensed retailers across the state to increase compliance						42,000	72,560	<input checked="" type="checkbox"/>
▪ Provide Statewide Trainings throughout Texas to educate Agents/Auditors about MAP						6	6	<input checked="" type="checkbox"/>
<i>Financial Information:</i>								
<i>Fund</i>	<i>Source</i>	<i># Projects</i>		<i>Federal Funding</i>	<i>State Funding</i>	<i>Program Income</i>	<i>Local Match</i>	<i>Project Total</i>
402	AL	1	<i>Planned:</i>	\$71,085.90			\$37,062.90	\$108,148.80
		1	<i>Actuals:</i>	\$66,428.13			\$44,368.11	\$110,796.24

<b>Task: PI&amp;E</b>	<b>Alcohol and Other Drug Counter Measures AL - 02</b>
-----------------------	--

Organization Name <b>Texas Alcoholic Beverage Commission</b>	Division TRF-TS	Project Number <b>2009-TABC-G-SYG-0077</b>
---	-----------------	---

**Title / Desc. Shattered Dreams**

*Shattered Dreams is an education based program. Although the program focuses on high school students, it impacts the community as a whole.*

**Strategies Addressed**

- Increase public education and information, concentrating on youth age 5-13 and 14-20, including parent education on drinking and driving

**Performance Objectives**

	<u>Target</u>	<u>Actual</u>	<u>Met?</u>
▪ Provide items of Shattered Dreams PI&E materials to educate students and parents about underage drinking	19,500	67,337	<input checked="" type="checkbox"/>
▪ Provide mini-grants to Texas high schools hosting Shattered Dreams events	30	25	<input type="checkbox"/>
▪ Educate parents about the zero tolerance and social hosting laws in the state	800	11,015	<input checked="" type="checkbox"/>

**Financial Information:**

Fund	Source	# Projects		Federal Funding	State Funding	Program Income	Local Match	Project Total
402	AL	1	<i>Planned:</i>	\$81,681.38			\$22,695.39	\$104,376.77
		1	<i>Actuals:</i>	\$72,233.87			\$31,072.70	\$103,306.57

<b>Task: PI&amp;E</b>	<b>Alcohol and Other Drug Counter Measures AL - 02</b>
-----------------------	--

<i>Organization Name</i> <b>Texas Department of Transportation</b>	<i>Division</i> TRF-TS	<i>Project Number</i> <b>2009 Project Celebration</b>
---	------------------------	--

*Title / Desc.* **Project Celebration**

*Project Celebration Mini-Grants are state funded grants to approximately 575 high schools to assist in sponsoring alcohol free events around prom and graduation time.*

*Project Notes*

*Actuals: 486 high schools funded via mini-grants*

*Participating Organizations*

*Project #*

TxDOT-Abilene	PC-2009-Tx-ABL-00001
TxDOT-Abilene	PC-2009-Tx-ABL-00026
TxDOT-Amarillo	PC-2009-Tx-AMA-00002
TxDOT-Atlanta	PC-2009-Tx-ATL-00003
TxDOT-Austin	PC-2009-Tx-AUS-00004
TxDOT-Beaumont	PC-2009-Tx-BMT-00005
TxDOT-Bryan	PC-2009-Tx-BRY-00007
TxDOT-Brownwood	PC-2009-Tx-BWD-00006
TxDOT-Childress	PC-2009-Tx-CHS-00008
TxDOT-CorpusChristi	PC-2009-Tx-CRP-00009
TxDOT-Dallas	PC-2009-Tx-DAL-00010
TxDOT-EI Paso	PC-2009-Tx-ELP-00011
TxDOT-EI Paso	PC-2009-Tx-ELP-00029
TxDOT-Ft. Worth	PC-2009-Tx-FTW-00012
TxDOT-Houston	PC-2009-Tx-HOU-00013
TxDOT-Lubbock	PC-2009-Tx-LBB-00015
TxDOT-Lufkin	PC-2009-Tx-LKF-00016
TxDOT-Laredo	PC-2009-Tx-LRD-00014
TxDOT-Odessa	PC-2009-Tx-ODA-00017
TxDOT-Paris	PC-2009-Tx-PAR-00018
TxDOT-Pharr	PC-2009-Tx-PHR-00019
TxDOT-San Antonio	PC-2009-Tx-SAT-00021
TxDOT-San Angelo	PC-2009-Tx-SJT-00020
TxDOT-Tyler	PC-2009-Tx-TYL-00022
TxDOT-Waco	PC-2009-Tx-WAC-00023
TxDOT-Wichita Falls	PC-2009-Tx-WFS-00024
TxDOT-Yoakum	PC-2009-Tx-YKM-00025

*Financial Information:*

<i>Fund Source</i>	<i># Projects</i>	<i>Federal Funding</i>	<i>State Funding</i>	<i>Program Income</i>	<i>Local Match</i>	<i>Project Total</i>
402 AL	25	<i>Planned:</i> \$200,000.00				\$200,000.00
	27	<i>Actuals:</i> \$172,006.00				\$172,006.00

**Task: PI&E** **Alcohol and Other Drug Counter Measures AL - 02**

Organization Name **Texas Transportation Institute** District BRY Project Number **2009-TTI-G-SYG-0050**

**Title / Desc. Alcohol/Drug Traffic Safety Training for Adult and Juvenile Probation Officers**

*This project is designed to increase intervention efforts to reduce future alcohol/drug traffic offenses by provision of alcohol/drug traffic safety training to adults and juvenile probation officers.*

**Strategies Addressed**

- Increase intervention efforts

**Performance Objectives**

	<u>Target</u>	<u>Actual</u>	<u>Met?</u>
▪ Update set of training activities based on evaluations	1	1	☑
▪ Train instructors for the traffic alcohol/drug education program	5	3	☐
▪ Identify alcohol/drug education program that meets the needs of Texas adult and juvenile probation officers	1	1	☑
▪ Evaluate probation officers that have been trained	90	121	☑
▪ Develop set of plans for continuation and expansion of training activities state wide	1	1	☑
▪ Create set of training activities	1	2	☑
▪ Coordinate meeting with the Community Supervision Depts. and Juvenile Probation Depts. in the Bryan District	1	9	☑
▪ Conduct set of training activities for probation officers	1	1	☑

**Financial Information:**

Fund Source	# Projects	Federal Funding	State Funding	Program Income	Local Match	Project Total
402 AL	1	Planned: \$77,101.48			\$8,656.25	\$85,757.73
	1	Actuals: \$73,883.12			\$8,295.31	\$82,178.43

**Task: PI&E** **Alcohol and Other Drug Counter Measures AL - 02**

Organization Name **Travis County Attorney's UDPP** District AUS Project Number **2009-Travis C-G-MYG-Yr1-0055**

**Title / Desc. Comprehensive Underage Drinking Prevention Program**

*To conduct a comprehensive underage drinking prevention program through educational efforts and peer to peer interaction to reduce underage alcohol consumption and underage drinking and driving.*

**Strategies Addressed**

- Develop innovative ways and programs to combat underage drinking and driving
- Increase public education and information, concentrating on youth age 5-13 and 14-20, including parent education on drinking and driving
- Improve education programs on alcohol and driving for youth

**Performance Objectives**

	<u>Target</u>	<u>Actual</u>	<u>Met?</u>
▪ Expand community events in Travis (30), Hays (5) and Williamson (5) County	40	115	☑
▪ Conduct "Busted!" presentations to "tween" through 8th grade youth in Travis (230), Hays (25) and Williamson (25) Counties	280	322	☑
▪ Conduct "Why Risk It?" presentations to high school age youth in Travis (160), Hays (10) and Williamson (10) Counties	160	212	☑
▪ Conduct Underage Drinking Prevention Task Force meetings	5	7	☑
▪ Conduct year round public information and education (PI&E) campaign in the tri-county area	1	12	☑
▪ Collect months of UDPP statistics in Travis, Hays and Williamson Counties	12	67	☑

**Financial Information:**

Fund Source	# Projects	Federal Funding	State Funding	Program Income	Local Match	Project Total
402 AL	1	Planned: \$181,682.63			\$115,219.00	\$296,901.63
	1	Actuals: \$174,024.93			\$344,706.84	\$518,731.77



**Task: Training** **Alcohol and Other Drug Counter Measures AL - 02**

Organization Name **Sam Houston State University** Division TRF-TS Project Number **2009-SHSU-G-MYG-Yr1-0177**

**Title / Desc. Impaired Driving Initiatives - DECP, ARIDE, and DITEP**

To maintain a network of certified DREs, ensure conformance to DRE standards, & provide statistics related to impaired driving in the state. A-RIDE, DITEP & SFST Update training provided statewide.

**Strategies Addressed**

- Increase public education and information, concentrating on youth age 5-13 and 14-20, including parent education on drinking and driving
- Improve education programs on alcohol and driving for youth
- Improve and increase training for law enforcement officers

**Performance Objectives**

	<u>Target</u>	<u>Actual</u>	<u>Met?</u>
▪ Provide Texas prosecutors with DRE updates, materials, list of current DREs and DRE instructors	100	250	☑
▪ Conduct DRE instructor update course to review DRE,DITEP, A-RIDE course materials and NHTSA/IACP updates	1	2	☑
▪ Conduct DRE Work Group meeting to review the current DRE,A-RIDE, and DITEP program materials	1	1	☑
▪ Conduct Agency Coordinator regional meetings to review the Texas DRE Program	2	1	☐
▪ Conduct Impaired Driving Conference committee meetings to plan a statewide Texas Impaired Driving Conference	2	0	☐
▪ Develop DRE Instructor subcontract to be implemented	1	1	☑
▪ Maintain National DRE Tracking Database (Texas Section)	1	4	☑
▪ Complete set of administrative and general requirements as defined below	1	3	☑
▪ Provide judicial entities with education information to judicial venues (conferences, meetings, etc.)	4	1	☐
▪ Update DRE,DITEP. A-RIDE, standardized operating procedures manual	1	1	☑
▪ Revise set of DRE student and instructor policies	1	0	☐
▪ Revise Texas DRE Recertification curriculum maintaining IACP standards	1	1	☑
▪ Train Texas peace officers as DRE instructors in the NHTSA/IACP approved DRE Instructor course	12	14	☑
▪ Train DREs in the 8 hour Texas DRE Recertification course	60	99	☑
▪ Train Texas peace officers in the NHTSA/IACP approved DRE course	60	100	☑
▪ Train Texas peace officers in the NHTSA/IACP approved A-RIDE course	220	289	☑
▪ Train secondary educational professionals in the NHTSA/IACP approved DITEP training	500	347	☐
▪ Maintain Sam Houston State University Impaired Driving grant website	1	4	☑

**Financial Information:**

Fund	Source	#	Projects	Federal Funding	State Funding	Program Income	Local Match	Project Total
410	K8	1	Planned:	\$519,268.33		\$1,950.00	\$184,281.07	\$705,499.40
		1	Actuals:	\$435,991.79			\$207,099.78	\$643,091.57

**Task: Training** **Alcohol and Other Drug Counter Measures AL - 02**

Organization Name **Texas Association of Counties** Division TRF-TS Project Number **2009-TAC-G-SYG-0299**

**Title / Desc. Rural Judges DWI Court Pilot Project**

Assist rural judges in the establishment of DWI Courts. Train them to use proven techniques of appropriate sentencing, intensive supervision and behavior modification.

**Strategies Addressed**

- Improve adjudication of DWI cases through improved training for judges, administrative license revocation judges, and prosecutors, and improved support materials for judges and prosecutors

**Performance Objectives**

	<u>Target</u>	<u>Actual</u>	<u>Met?</u>
▪ Maintain judicial listserve	1	1	☑
▪ Collect cases per participating county and track data to determine recidivism	10	10	☑
▪ Collect counties' tracked case data, analyze, and distribute reports to counties	10	10	☑
▪ Conduct survey of 170 judges	1	1	☑
▪ Create local DWI Court program	1	1	☑
▪ Develop DWI curriculum	1	1	☑
▪ Develop promotional piece set to send to 170 judges	1	1	☑
▪ Develop articles to be published in magazines, newsletters, or websites	4	4	☑
▪ Educate interim appointee judges (alternative sentencing)	4	6	☑
▪ Attend Education Committee meetings (Director)	4	4	☑
▪ Maintain DWI Court Website	1	1	☑
▪ Update DWI interactive bench book	1	1	☑
▪ Produce SFST training sessions	2	0	☐
▪ Produce specialized DRE training sessions	2	0	☐
▪ Produce local DWI Court workshops for 64 participants total	8	8	☑
▪ Provide mock trial video to new interim appointee judges	1	1	☑
▪ Provide stakeholder meetings	1	1	☑
▪ Provide sessions of training at statewide judicial conferences	2	3	☑
▪ Provide sessions of training at regional judicial conferences	4	4	☑
▪ Train interim appointee judges	4	6	☑
▪ Train rural county judges	10	10	☑
▪ Identify project director	1	2	☑

**Financial Information:**

Fund	Source	# Projects		Federal Funding	State Funding	Program Income	Local Match	Project Total
410	K8	1	Planned:	\$304,462.00			\$89,330.00	\$393,792.00
		1	Actuals:	\$225,150.22			\$90,575.00	\$315,725.22

<b>Task: Training</b>	<b>Alcohol and Other Drug Counter Measures AL - 02</b>
-----------------------	--

<i>Organization Name</i> <b>Texas Center for the Judiciary</b>	<i>Division</i> TRF-TS	<i>Project Number</i> <b>2009-TCJ-G-MYG-Yr1-0054</b>
---	------------------------	---

*Title / Desc.* **Texas Judicial College for the Study of Alcohol and Other Drugs and Texas Judicial Resource Liaison**  
 This project improves adjudication of DWI cases through improved training, technical assistance, and support materials for judges, administrative license revocation judges, and DWI court teams.

*Strategies Addressed*  
 - Improve adjudication of DWI cases through improved training for judges, administrative license revocation judges, and prosecutors, and improved support materials for judges and prosecutors

<i>Performance Objectives</i>	<u>Target</u>	<u>Actual</u>	<u>Met?</u>
▪ Provide Newsletters or articles for judicial, traffic safety, law enforcement, traffic safety audience	4	4	☑
▪ Provide Judicial Specific Presentations (including SFST/DRE/ignition interlock/statutory requirements)	3	4	☑
▪ Maintain Judicial Resource Liaison	1	12	☑
▪ Maintain DWI Website link and online materials and resources under www.yourhonor.com	1	12	☑
▪ Identify Innovative DWI Model Court Site	1	1	☑
▪ Coordinate Judicial Working Group Meetings to develop CD and interactive training materials	3	3	☑
▪ Coordinate Meeting of DWI-related program partners and impaired driving cases stakeholders	1	2	☑
▪ Conduct Texas Judicial College for the Study of Alcohol and Other Drugs	1	1	☑
▪ Conduct DWI Court Team Training for Judicial Teams	1	1	☑
▪ Attend TCJ Curriculum Committee Meetings as Ex Officio Member	2	2	☑

*Financial Information:*

<i>Fund Source</i>	<i># Projects</i>	<i>Federal Funding</i>	<i>State Funding</i>	<i>Program Income</i>	<i>Local Match</i>	<i>Project Total</i>
410 K8	1	<i>Planned:</i> \$825,008.26			\$290,025.64	\$1,115,033.90
	1	<i>Actuals:</i> \$724,432.54			\$295,227.46	\$1,019,660.00

<b>Task: Training</b>	<b>Alcohol and Other Drug Counter Measures AL - 02</b>
-----------------------	--

Organization Name <b>Texas District and County Attorneys Association</b>	Division TRF-TS	Project Number <b>2009-TDCAA-G-MYG-Yr1-0194</b>
---	-----------------	--

Title / Desc. **DWI Resource Prosecutor**

*TDCAA will maintain a qualified DWI Resource Prosecutor as trainer and liason, regional joint prosecutor/officer trainings, publications, articles, case notes, technical assistance, and web site.*

**Strategies Addressed**

- Improve adjudication of DWI cases through improved training for judges, administrative license revocation judges, and prosecutors, and improved support materials for judges and prosecutors
- Improve and increase training for law enforcement officers

**Performance Objectives**

	<u>Target</u>	<u>Actual</u>	<u>Met?</u>
▪ Train prosecutors and police officers combined in regional workshops	1,350	1,430	<input checked="" type="checkbox"/>
▪ Train new prosecutors at Basic Trial Skills programs and provide with publications	300	235	<input type="checkbox"/>
▪ Train prosecutors and peace officers at a Intoxication Manslaughter school and provide publications	250	170	<input type="checkbox"/>
▪ Train prosecutors and prosecutor support staff at a Train the Trainer program	30	30	<input checked="" type="checkbox"/>
▪ Provide Intoxication Manslaughter publications with CD to felony prosecutors in Texas	1,900	2,115	<input checked="" type="checkbox"/>
▪ Provide technical assistance replies e-mail to prosecutors, officers and traffic safety partners	100	354	<input checked="" type="checkbox"/>
▪ Provide programs to Traffic Safety Partners through qualified speakers on DWI and Traffic Safety topics	4	19	<input checked="" type="checkbox"/>
▪ Provide dedicated DWI Resource prosecutor at the Texas District and County Attorneys Association	1	1	<input checked="" type="checkbox"/>
▪ Produce and distribute e-mail and web archive case notes on important DWI appellate decisions in TDCAA's	12	23	<input checked="" type="checkbox"/>
▪ Produce DWI and traffic safety specific articles for TDCAA periodicals	4	5	<input checked="" type="checkbox"/>
▪ Maintain web site with updated content at tdcaa.com	1	1	<input checked="" type="checkbox"/>

**Financial Information:**

Fund	Source	# Projects		Federal Funding	State Funding	Program Income	Local Match	Project Total
410	K8	1	<i>Planned:</i>	\$358,342.60			\$114,809.20	\$473,151.80
		1	<i>Actuals:</i>	\$358,342.60			\$123,192.81	\$481,535.41

<b>Task: Training</b>	<b>Alcohol and Other Drug Counter Measures AL - 02</b>
-----------------------	--

Organization Name <b>Texas Justice Court Training Center</b>	Division TRF-TS	Project Number <b>2009-TJCTC-G-SYG-0293</b>
---	-----------------	--

**Title / Desc. Justice Court Traffic Safety Initiative**

Provide education and PI & E materials for Justices of the Peace in the areas of traffic safety/ alcohol awareness. Work with county judges to ensure bond condition consistency following DWI arrests

**Strategies Addressed**

- Develop innovative ways and programs to combat underage drinking and driving
- Improve DWI processing procedures Improve anti-DWI public information and education campaigns

**Performance Objectives**

	<u>Target</u>	<u>Actual</u>	<u>Met?</u>
▪ Send members of training staff and faculty for a train the trainer to the Lifesavers Conference	3	2	<input type="checkbox"/>
▪ Revise and update courthouse lobby display materials	1	0	<input type="checkbox"/>
▪ Maintain and modify website support for training and information on issues relevant to DWI and justices of the peace	1	1	<input checked="" type="checkbox"/>
▪ Distribute Presentation #2 material package to 838 judges statewide	1	0	<input type="checkbox"/>
▪ Develop course on the DWI/inquest field guide to be presented to 800 judges statewide	1	1	<input checked="" type="checkbox"/>
▪ Create newsletter articles and produce one full newsletter on appropriate judicial education	3	3	<input checked="" type="checkbox"/>
▪ Conduct six field visits to evaluate schematic in conjunction with county judge educational staff	6	6	<input checked="" type="checkbox"/>
▪ Conduct schools for judges on reporting requirements, bond conditions, and understanding toxicology reports	6	0	<input type="checkbox"/>
▪ Conduct bond condition schematic educational kiosk at a minimum of two county judges' education programs	1	1	<input checked="" type="checkbox"/>

**Financial Information:**

Fund	Source	# Projects		Federal Funding	State Funding	Program Income	Local Match	Project Total
410	K8	1	<i>Planned:</i>	\$152,111.45			\$50,450.82	\$202,562.27
		1	<i>Actuals:</i>	\$128,638.81			\$46,331.54	\$174,970.35

<b>Task: Training</b>	<b>Alcohol and Other Drug Counter Measures AL - 02</b>
-----------------------	--

<i>Organization Name</i> <b>Texas Municipal Courts Education Center</b>	<i>Division</i> TRF-TS	<i>Project Number</i> <b>2009-TMCEC-G-MYG-Yr1-0133</b>
--	------------------------	---

*Title / Desc.* **Municipal Traffic Safety Initiative**

To provide judicial education on traffic safety to municipal judges and court support personnel at the state, regional and local levels.

*Strategies Addressed*

- Improve adjudication of DWI cases through improved training for judges, administrative license revocation judges, and prosecutors, and improved support materials for judges and prosecutors
- Increase occupant protection education and training for law enforcement and judges

*Performance Objectives*

	<u>Target</u>	<u>Actual</u>	<u>Met?</u>
▪ Update judges through an awareness (PI&E) campaign on traffic safety	1,300	1,281	<input type="checkbox"/>
▪ Train municipal judges in traffic safety courses at TMCEC regional conferences	1,000	1,259	<input checked="" type="checkbox"/>
▪ Train municipal court clerks in traffic safety courses at TMCEC regional conferences	600	1,189	<input checked="" type="checkbox"/>
▪ Train municipal court clerks at locally sponsored programs	200	138	<input type="checkbox"/>
▪ Train municipal bailiffs, warrant officers & marshals in traffic safety courses at TMCEC regional confs	200	230	<input checked="" type="checkbox"/>
▪ Train municipal prosecutors in traffic safety courses at TMCEC regional conferences	150	172	<input checked="" type="checkbox"/>
▪ Provide nationally developed traffic safety curriculum to municipal judges	1	1	<input checked="" type="checkbox"/>
▪ Produce newsletter pages on traffic safety for municipal judges & court support personnel	20	43	<input checked="" type="checkbox"/>
▪ Produce information pages and links for the TMCEC web site on traffic safety issues	10	19	<input checked="" type="checkbox"/>
▪ Identify courts as award recipients for the Municipal Traffic Safety Initiative Awards	9	12	<input checked="" type="checkbox"/>
▪ Coordinate traffic safety exhibits at city and court-related seminars	24	34	<input checked="" type="checkbox"/>
▪ Conduct statewide traffic safety conference for judges, court support personnel & city officials	1	1	<input checked="" type="checkbox"/>

*Financial Information:*

<i>Fund</i>	<i>Source</i>	<i># Projects</i>		<i>Federal Funding</i>	<i>State Funding</i>	<i>Program Income</i>	<i>Local Match</i>	<i>Project Total</i>
402	AL	1	<i>Planned:</i>	\$254,243.82			\$141,117.00	\$395,360.82
		1	<i>Actuals:</i>	\$254,243.82			\$279,270.56	\$533,514.38

<b>Task: Training</b>		<b>Alcohol and Other Drug Counter Measures AL - 02</b>					
Organization Name		Division TRF-TS			Project Number		
<b>Texas Transportation Institute</b>					<b>2009-TTI-G-MYG-Yr1-0064</b>		
Title / Desc. <b>Alcohol/Drug Expert Witness Program to Assist Prosecutors</b>							
Improve adjudication of DWI, Intoxication Assault and Intoxication Manslaughter cases through improved training for prosecutors and training of alcohol/drug expert witnesses.							
Strategies Addressed							
- Improve adjudication of DWI cases through improved training for judges, administrative license revocation judges, and prosecutors, and improved support materials for judges and prosecutors							
Performance Objectives							
					<u>Target</u>	<u>Actual</u>	<u>Met?</u>
▪	Identify professionals to participate in the alcohol/drug expert witness pilot training program				15	43	<input checked="" type="checkbox"/>
▪	Develop pilot alcohol/drug expert witness training based on survey results and review literature				1	2	<input checked="" type="checkbox"/>
▪	Conduct survey of alcohol/drug prosecutor needs related to use of alcohol/drug expert witnesses				1	1	<input checked="" type="checkbox"/>
Financial Information:							
Fund	Source	# Projects	Federal Funding	State Funding	Program Income	Local Match	Project Total
410	K8	1	Planned: \$91,566.68			\$10,290.88	\$101,857.56
		1	Actuals: \$85,520.76			\$9,611.59	\$95,132.35

<b>Task: Training</b>		<b>Alcohol and Other Drug Counter Measures AL - 02</b>					
Organization Name		Division TRF-TS			Project Number		
<b>University of Houston/Downtown</b>					<b>2009-UHD-G-MYG-Yr1-0042</b>		
Title / Desc. <b>Mobile Video Instructor Training Course</b>							
Police officer training course consisting of the legal and procedural use of in-car mobile video recording equipment for driving while intoxicated countermeasure.							
Strategies Addressed							
- Improve and increase training for law enforcement officers							
Performance Objectives							
					<u>Target</u>	<u>Actual</u>	<u>Met?</u>
▪	Train 225 Texas peace officers in 9 courses on Mobile Video Instructor Training Course				225	218	<input type="checkbox"/>
Financial Information:							
Fund	Source	# Projects	Federal Funding	State Funding	Program Income	Local Match	Project Total
402	AL	1	Planned: \$144,742.65			\$225,000.00	\$369,742.65
		1	Actuals: \$142,457.08			\$236,896.00	\$379,353.08

<b>Task: Training</b>		<b>Alcohol and Other Drug Counter Measures AL - 02</b>					
Organization Name		Division TRF-TS			Project Number		
<b>University of Houston/Downtown</b>					<b>2009-UHD-G-MYG-Yr1-0134</b>		
Title / Desc. <b>Underage Drinking Task Force Training</b>							
An eight-hour police officer training program designed to teach officers how to create and manage a regional underage drinking task force in their community.							
Strategies Addressed							
- Improve and increase training for law enforcement officers							
Performance Objectives							
					<u>Target</u>	<u>Actual</u>	<u>Met?</u>
▪	Train peace officers in 10 courses on Underage Drinking Task Force Training				100	139	<input checked="" type="checkbox"/>
Financial Information:							
Fund	Source	# Projects	Federal Funding	State Funding	Program Income	Local Match	Project Total
402	AL	1	Planned: \$63,520.00			\$20,000.00	\$83,520.00
		1	Actuals: \$63,520.00			\$23,400.00	\$86,920.00

FY 2009 Traffic Safety Funds  
Program Area Expenditure Summary

AL - 02

Alcohol and Other Drug Counter Measures

Task	# Proj	Total	FEDERAL					MATCH		Fed. 402 to Local		
			402	405	406	408	410	2010	STATE		INCOME	LOCAL
<i>Program Management</i>	<i>Planned:</i> 2	\$49,205.23					\$41,489.86				\$7,715.37	
	<i>Actual:</i> 2	\$35,528.26					\$29,418.76				\$6,109.50	
<i>Enforcement</i>	<i>Planned:</i> 60	\$1,438,911.77	\$1,346,835.16				\$9,375.67				\$82,700.94	\$1,316,877.98
	<i>Actual:</i> 56	\$1,146,894.48	\$1,049,358.63				\$8,863.57				\$88,672.28	\$1,024,477.96
<i>Evaluation</i>	<i>Planned:</i> 2	\$217,971.33					\$196,048.76				\$21,922.57	
	<i>Actual:</i> 2	\$203,873.14					\$183,357.03				\$20,516.11	
<i>PI&amp;E</i>	<i>Planned:</i> 36	\$2,488,159.97	\$694,996.90				\$899,029.44			\$207,200.00	\$686,933.63	\$623,911.00
	<i>Actual:</i> 36	\$2,519,374.44	\$650,738.60				\$772,959.37			\$172,006.00	\$923,670.47	\$584,310.47
<i>Training</i>	<i>Planned:</i> 9	\$3,840,520.40	\$462,506.47				\$2,250,759.32				\$1,125,304.61	\$208,262.65
	<i>Actual:</i> 9	\$3,729,902.36	\$460,220.90				\$1,958,076.72				\$1,311,604.74	\$205,977.08
<b>TOTALS:</b>	<i>Planned:</i> 109	<b>\$8,034,768.70</b>	<b>\$2,504,338.53</b>				<b>\$3,396,703.05</b>			<b>\$207,200.00</b>	<b>\$1,950.00</b>	<b>\$1,316,877.98</b>
	<i>Actual:</i> 105	<b>\$7,635,572.68</b>	<b>\$2,160,318.13</b>				<b>\$2,952,675.45</b>			<b>\$172,006.00</b>	<b>\$2,350,573.10</b>	<b>\$1,024,477.96</b>



# Emergency Medical Services

EM - 03

## Goals

- To improve EMS care and support provided to motor vehicle trauma victims in rural and frontier areas of Texas

## Objectives

- Decrease EMS response time to motor vehicle crashes in frontier areas from 18.99 minutes (2004 DSHS) to 13.95 minutes (DSHS)
- Reduce EMS response time to motor trauma vehicle calls in rural areas from 12.97 minutes (2004 DSHS) to 11.1 minutes (DSHS)

## Strategies

- To increase the availability of EMS training in rural and frontier areas
- Increase EMS involvement in local community safety efforts

## Project Descriptions

Task: <b>Training</b>				Emergency Medical Services EM - 03			
Organization Name	Division	TRF-TS	Project Number				
<b>Texas Engineering Extension Service - ESTI</b>			<b>2009-TEEXESTI-G-MYG-Yr1-0115</b>				
<b>Title / Desc. Rural/Frontier EMS Education Training</b>							
Provide education and training to rural/frontier reponse departments in the State of Texas. Our goal of this project is to enhance responder training in these areas, and reduce EMS reponse times.							
<b>Strategies Addressed</b>							
- Increase EMS involvement in local community safety efforts							
- Increase the availability of EMS training in rural and frontier areas							
<b>Performance Objectives</b>							
				<u>Target</u>	<u>Actual</u>	<u>Met?</u>	
▪ Train Students in Continuing Education				500	318	<input type="checkbox"/>	
▪ Train Students in initial certification training for EMS Providers and Communicators				475	641	<input checked="" type="checkbox"/>	
▪ Train Students in Refresher/Recertification Classes				180	48	<input type="checkbox"/>	
▪ Train Participants as Instructors				100	24	<input type="checkbox"/>	
▪ Maintain Student Hours				51,000	74,965	<input checked="" type="checkbox"/>	
▪ Maintain Rural/Frontier EMS Education website				1	1	<input checked="" type="checkbox"/>	
▪ Implement Health and Safety Fairs				4	4	<input checked="" type="checkbox"/>	
▪ Distribute Training and Recruitment Announcements				4	10	<input checked="" type="checkbox"/>	
▪ Develop Training and Recruitment Announcements				3	10	<input checked="" type="checkbox"/>	
<b>Financial Information:</b>							
<i>Fund Source</i>	<i># Projects</i>	<i>Federal Funding</i>	<i>State Funding</i>	<i>Program Income</i>	<i>Local Match</i>	<i>Project Total</i>	
402 EM	1	<i>Planned:</i> \$936,267.78			\$459,375.05	\$1,395,642.83	
	1	<i>Actuals:</i> \$594,814.74			\$2,085,760.01	\$2,680,574.75	

**FY 2009 Traffic Safety Funds  
Program Area Expenditure Summary**

**Emergency Medical Services**

**EM - 03**

Task	# Proj	Total	FEDERAL					MATCH		Fed. 402 to Local			
			402	405	406	408	410	2010	STATE		INCOME	LOCAL	
<i>Program Management</i>													
<i>Enforcement</i>													
<i>Evaluation</i>													
<i>PI&amp;E</i>													
<i>Training</i>													
	Planned: 1	\$1,395,642.83	\$936,267.78									\$459,375.05	
	Actual: 1	\$2,680,574.75	\$594,814.74									\$2,085,760.01	
<b>TOTALS:</b>	Planned: 1	<b>\$1,395,642.83</b>	<b>\$936,267.78</b>									<b>\$459,375.05</b>	
	Actual: 1	<b>\$2,680,574.75</b>	<b>\$594,814.74</b>									<b>\$2,085,760.01</b>	

# Motorcycle Safety

MC - 04

## Goals

- To reduce the number of motorcyclist fatalities

## Objectives

- Reduce the number of Motorcyclist fatalities from 346 (2007 FARS) to 336 (FARS)

## Strategies

- Increase enforcement of existing motorcycle helmet law for riders and passengers under 21
- Improve public information and education on motorcycle safety, including the value of wearing a helmet
- Improve public information and education on the value of not operating a motorcycle while under the influence of alcohol and/or other drugs
- Increase rider education and training

## Project Descriptions

Task: <b>Program Management</b>				<b>Motorcycle Safety MC - 04</b>		
Organization Name		Division		Project Number		
<b>Texas Transportation Institute</b>		TRF-TS		<b>2009-TTI-G-SYG-0207</b>		
Title / Desc. <b>Statewide Coordination of Motorcycle Safety Initiatives</b>						
Coordinating activities of the statewide motorcycle safety working group which will implement strategies to reduce motorcycle injuries and deaths in Texas						
Strategies Addressed						
- Improve public information and education on the value of not operating a motorcycle while under the influence of alcohol and/or other drugs						
Performance Objectives				<u>Target</u>	<u>Actual</u>	<u>Met?</u>
Coordinate activities in support of the Texas Motorcycle Safety Working Group				19	49	<input checked="" type="checkbox"/>
Financial Information:						
Fund Source	# Projects	Federal Funding	State Funding	Program Income	Local Match	Project Total
402 MC	1	Planned: \$30,536.89			\$3,413.94	\$33,950.83
	1	Actuals: \$29,798.61			\$3,346.22	\$33,144.83

<b>Task: PI&amp;E</b>				<b>Motorcycle Safety MC - 04</b>				
<i>Organization Name</i>			<i>Division</i> TRF-TS		<i>Project Number</i>			
<b>Texas Transportation Institute</b>					<b>2009-TTI-G-SYG-0220</b>			
<i>Title / Desc.</i> <b>Motorists Awareness of Motorcycles (MAM) Campaign Implementation</b>								
Implement statewide motorcycle awareness of motorcycles campaign using event, outdoor, and broadcast outreach.								
<i>Strategies Addressed</i>								
- Improve public information and education on the value of wearing a helmet								
<i>Performance Objectives</i>				<u>Target</u>	<u>Actual</u>	<u>Met?</u>		
▪ Produce distribution timeline to guide statewide motorcycle awareness campaign implementation				1	10	<input checked="" type="checkbox"/>		
▪ Implement public event outreach as part of statewide motorcycle awareness campaign implementation				1	9	<input checked="" type="checkbox"/>		
▪ Implement outdoor media outreach for statewide motorcycle awareness campaign implementation				1	28	<input checked="" type="checkbox"/>		
▪ Implement broadcast outreach for statewide motorcycle awareness campaign implementation				1	2	<input checked="" type="checkbox"/>		
<i>Financial Information:</i>								
<i>Fund</i>	<i>Source</i>	<i>#</i>	<i>Projects</i>	<i>Federal Funding</i>	<i>State Funding</i>	<i>Program Income</i>	<i>Local Match</i>	<i>Project Total</i>
2010	K6	1	<i>Planned:</i>	\$243,343.72			\$27,540.99	\$270,884.71
		1	<i>Actuals:</i>	\$241,144.54			\$27,428.13	\$268,572.67

<b>Task: Training</b>				<b>Motorcycle Safety MC - 04</b>				
<i>Organization Name</i>			<i>Division</i> TRF-TS		<i>Project Number</i>			
<b>Texas Transportation Institute</b>					<b>2009-TTI-G-SYG-0216</b>			
<i>Title / Desc.</i> <b>Texas Law Enforcement Motorcycle Safety Awareness and Enforcement Training Course</b>								
Develop curriculum for law enforcement motorcycle safety awareness and enforcement course								
<i>Strategies Addressed</i>								
- Increase traffic law enforcement technical and managerial support to local law enforcement agencies and highway safety professionals								
<i>Performance Objectives</i>				<u>Target</u>	<u>Actual</u>	<u>Met?</u>		
▪ Develop course for training Texas law enforcement on motorcycle safety issues and enforcement options				1	1	<input checked="" type="checkbox"/>		
<i>Financial Information:</i>								
<i>Fund</i>	<i>Source</i>	<i>#</i>	<i>Projects</i>	<i>Federal Funding</i>	<i>State Funding</i>	<i>Program Income</i>	<i>Local Match</i>	<i>Project Total</i>
402	MC	1	<i>Planned:</i>	\$86,039.02			\$9,642.25	\$95,681.27
		1	<i>Actuals:</i>	\$81,040.34			\$9,082.43	\$90,122.77

**FY 2009 Traffic Safety Funds  
Program Area Expenditure Summary**

**MC - 04**

**Motorcycle Safety**

Task	# Proj	Total	FEDERAL				MATCH		Fed. 402 to Local		
			402	405	406	408	410	2010		STATE	INCOME
<i>Program Management</i>	<i>Planned:</i> 1	\$33,950.83	\$30,536.89							\$3,413.94	
	<i>Actual:</i> 1	\$33,144.83	\$29,798.61							\$3,346.22	
<i>Enforcement</i>											
<i>Evaluation</i>											
<i>PI&amp;E</i>	<i>Planned:</i> 1	\$270,884.71									\$27,540.99
	<i>Actual:</i> 1	\$268,572.67							\$243,343.72	\$241,144.54	\$27,428.13
<i>Training</i>	<i>Planned:</i> 1	\$95,681.27	\$86,039.02								\$9,642.25
	<i>Actual:</i> 1	\$90,122.77	\$81,040.34								\$9,082.43
<b>TOTALS:</b>	<i>Planned:</i> 3	<b>\$400,516.81</b>	<b>\$116,575.91</b>						<b>\$243,343.72</b>		<b>\$40,597.18</b>
	<i>Actual:</i> 3	<b>\$391,840.27</b>	<b>\$110,838.95</b>						<b>\$241,144.54</b>		<b>\$39,856.78</b>

**THIS PAGE INTENTIONALLY LEFT BLANK**

DRAFT

**Occupant Protection****OP - 05****Goals**

- To increase occupant restraint use in all passenger vehicles and trucks

**Objectives**

- Increase the Child passenger restraint use rate for children ages 0-4 from 82.0 percent (2007 TTI) to 83.5 percent
- Increase the Safety belt use rate by children age 5-16 from 58.2 percent (2007 TTI) to 71.0 percent
- Increase the Driver and outboard front seat passenger restraint use from 91.2 percent (2007 TTI) to 94.0 percent (TTI)

**Strategies**

- *Increase enforcement of occupant protection laws*
- *Increase sustained enforcement*
- *Increase high visibility enforcement*
- *Increase intervention efforts by healthcare professionals, teachers, and all safety advocates*
- *Increase public information and education campaigns*
- *Concentrate efforts on historically low use populations*
- *Increase judges' and prosecutors' awareness of safety belt misuse*
- *Increase retention of child passenger safety (CPS) instructors*
- *Increase training opportunities for CPS instructors*
- *Increase EMS/fire department involvement in CPS fitting stations*
- *Maintain CPS seat distribution programs for low-income families*
- *Increase occupant protection education and training for law enforcement and judges*

**Project Descriptions**

**Task: Enforcement** **Occupant Protection OP - 05**

*Organization Name* *Division* TRF-TS *Project Number*  
**Texas Department of Transportation** **STEP - Click It Or Ticket Mobilization**

*Title / Desc.* **Click It or Ticket (CIOT) STEP Mobilization**

*Federal funds will be used for increased enforcement of occupant protection laws in May 2009 through Click It or Ticket (CIOT) STEP grants. In addition, CIOT STEPs in select counties will participate in the NHTSA Region 6 demonstration project to increase teen safety belt usage during 4 emphasis periods, with the last being the 2010 CIOT mobilization.*

<i>Participating Organizations</i>	<i>Project #</i>
City of Amarillo Police Department	2009-AmarilloPD-CIOT-00031
City of Arlington	2009-Arlington-CIOT-00066
City of Austin - Police Departement	2009-AustinPD-CIOT-00004
Bexar County Sheriff's Office	2009-BexarCoSO-CIOT-00055
City of Big Spring - Police Department	2009-BigSpringPD-CIOT-00035
Cameron County Sheriff's Office	2009-CameronCo-CIOT-00018
City of Copperas Cove - Police Department	2009-CCovePD-CIOT-00007
City of Cedar Hill	2009-CedarPD-CIOT-00027
City of The Colony - Police Department	2009-ColonyPD-CIOT-00058
City of Corpus Christi Police Department	2009-CorpusPD-CIOT-00064
City of Dallas - Police Department	2009-Dallas-CIOT-00014
City of Denton	2009-DentonPD-CIOT-00038
City of Eagle Pass	2009-Eagle Pass Police Dept.-CIOT-00002
El Paso County	2009-EIPasoCO-CIOT-00001
City of El Paso	2009-EIPasoPD-CIOT-00079
City of Euless Police Department	2009-Euless-CIOT-00009
City of Farmers Branch - Police Department	2009-Farmers Branch-CIOT-00036
City of Fort Worth	2009-Fortworth-CIOT-00069
City of Frisco	2009-FriscoPD-CIOT-00034
County of Galveston (Sheriff's Office)	2009-GalCOSO-CIOT-00016
City of Galveston	2009-Galveston-CIOT-00025
City of Garland	2009-GarlandPD-CIOT-00042
City of Grand Prairie	2009-GrandPra-CIOT-00015
City of Harlingen Police Department	2009-Harlinge-CIOT-00032
Harris County Constable Precinct 4	2009-Harris4-CIOT-00060
Harris County Constable Precinct 7	2009-HarrisP7-CIOT-00011
City of Houston	2009-HoustonPD-CIOT-00039
City of Huntsville - Police Department	2009-HuntsvPD-CIOT-00062
City of Hurst - Police Department	2009-HurstPD-CIOT-00074
City of Irving	2009-Irving-CIOT-00040
City of Jacinto City	2009-JacintPD-CIOT-00073
City of Killeen - Police Department	2009-KilleenPD-CIOT-00006
City of Lancaster - Police Department	2009-LancasterPD-CIOT-00026
City of La Porte Police Department	2009-LaPorte-CIOT-00072
City of Laredo	2009-LaredoPD-CIOT-00077
City of Lewisville	2009-LewisvPD-CIOT-00065
City of Longview Police Department	2009-LongviPD-CIOT-00028
City of Lubbock Police Department	2009-Lubbock PD-CIOT-00029
City of Marshall	2009-MarshallPD-CIOT-00053
City of McAllen Police Department	2009-McAllenPD-CIOT-00046
City of McKinney	2009-McKinney-CIOT-00037
City of Mercedes - Police Department	2009-MercedesPD-CIOT-00075
City of Mesquite	2009-Mesquite-CIOT-00010



City of Mission Police Department	2009-Mission-CIOT-00033
Montgomery County	2009-MontgoSO-CIOT-00012
City of Nacogdoches	2009-Nacogdoches-CIOT-00017
City of North Richland Hills	2009-NRichland-CIOT-00008
Nueces County Sheriff's Office	2009-NuecesSO-CIOT-00078
City of Paris Police Department	2009-paris-CIOT-00076
City of Pharr	2009-PharrPD-CIOT-00022
City of Plano	2009-PlanoPD-CIOT-00013
City of Rosenberg Police Department	2009-RosenbPD-CIOT-00003
City of Rowlett - Police Department	2009-Rowlet PD-CIOT-00030
City of San Angelo	2009-SanAngeloPD-CIOT-00071
City of San Antonio	2009-SanAntPD-CIOT-00054
City of San Juan Police Department	2009-SanJuanPD-CIOT-00019
City of San Marcos - Police Department	2009-SanMarcosPD-CIOT-00067
City of Schertz - Police Department	2009-SchertzPD-CIOT-00052
City of Socorro	2009-SocorrPD-CIOT-00020
Tom Green County	2009-Tomgreen-CIOT-00070
City of Tyler	2009-Tyler PD-CIOT-00005
City of University Park	2009-UniParkPD-CIOT-00050
City of Universal City - Police Dept	2009-Universal City PD-CIOT-00051
Victoria County Sheriff's Office	2009-VictoriaCoSO-CIOT-00049
City of Victoria - Police Department	2009-VictoriaPD-CIOT-00041
City of Waco	2009-WacoPD-CIOT-00063
City of Waxahacie	2009-WaxahaPD-CIOT-00043
City of Wichita Falls Police Department	2009-WichitaPD-CIOT-00044
Wichita County Sheriff's Office	2009-WichitaSO-CIOT-00021

*Financial Information:*

<i>Fund</i>	<i>Source</i>	<i># Projects</i>		<i>Federal Funding</i>	<i>State Funding</i>	<i>Program Income</i>	<i>Local Match</i>	<i>Project Total</i>
402	OP	66	<i>Planned:</i>	\$1,297,779.94			\$26,873.39	\$1,280,000.00
		69	<i>Actuals:</i>	\$1,004,881.91			\$26,766.03	\$1,031,647.94

**Task: Enforcement**

**Occupant Protection OP - 05**

<i>Organization Name</i>	<i>Division</i> TRF-TS	<i>Project Number</i>
<b>Texas Department of Transportation</b>		<b>TRF-TS CIOT Incentives</b>

**Title / Desc. Click It or Ticket Incentives STEP Grant Program**

*A total of 15 equipment incentives of \$4,000 each will be provided to non-funded agencies participating in the 2010 Click It or Ticket mobilization. Winning agencies will be selected by random drawing. Agencies must report enforcement and earned media results at the conclusion of the enforcement period.*

<i>Performance Objectives</i>	<u>Target</u>	<u>Actual</u>	<u>Met?</u>
▪ Increase occupant restraint use in all passenger vehicles and trucks	0	0	<input checked="" type="checkbox"/>

*Project Notes*

*Incentive grants were issued in early FY10 versus FY09.*

*Financial Information:*

<i>Fund</i>	<i>Source</i>	<i># Projects</i>		<i>Federal Funding</i>	<i>State Funding</i>	<i>Program Income</i>	<i>Local Match</i>	<i>Project Total</i>
402	OP	15	<i>Planned:</i>	\$60,000.00				\$60,000.00
			<i>Actuals:</i>					

<b>Task: Evaluation</b>	<b>Occupant Protection OP - 05</b>
-------------------------	------------------------------------

Organization Name <b>Texas Transportation Institute</b>	Division TRF-TS	Project Number <b>2009-TTI-G-SYG-0412</b>
--	-----------------	--

Title / Desc. **Click It or Ticket/Teen Evaluation**

TTI will conduct surveys of safety belt use before, during, and after the increased enforcement period in 10 of Texas' largest cities and 10 counties focusing on teen use and awareness.

Strategies Addressed

- Increase public information and education campaigns

Performance Objectives

	<u>Target</u>	<u>Actual</u>	<u>Met?</u>
▪ Conduct surveys to evaluate the Teen component of the Click It Or Ticket Campaign	3	3	<input checked="" type="checkbox"/>
▪ Conduct surveys to evaluate the Click It Or Ticket Campaign	3	3	<input checked="" type="checkbox"/>

Financial Information:

Fund	Source	#	Projects		Federal Funding	State Funding	Program Income	Local Match	Project Total
406	K4OP	1	Planned:		\$90,999.46			\$10,127.36	\$101,126.82
		1	Actuals:		\$76,009.98			\$8,475.77	\$84,485.75

Task: **PI&E** Occupant Protection **OP - 05**

Organization Name **Hillcrest Baptist Medical Center-HHS** District **WAC** Project Number **2009-HHS-G-SYG-0027**

Title / Desc. **KidSafe**

*Kidsafe focuses primarily on child passenger safety education to adults and children, but would like to expand it's efforts to include children in and around motor vehicles.*

**Strategies Addressed**

- Increase occupant protection education and training for law enforcement and judges
- Maintain CPS seat distribution programs for low income families
- Increase EMS/fire department involvement in CPS fitting stations
- Increase judges and prosecutors awareness of safety belt misuse
- Increase intervention efforts by healthcare professionals, teachers, and all safety advocates
- Increase public information and education campaigns

**Performance Objectives**

	<u>Target</u>	<u>Actual</u>	<u>Met?</u>
▪ Conduct CPS educational presentations to youth between ages 4-15 in Falls County	10	144	☑
▪ Assist events within one or more contiguous counties of the service area	4	7	☑
▪ Conduct CPS educational presentations to parents/care givers of children in Bell County	15	151	☑
▪ Conduct CPS educational presentations to youth between ages 4-15 in Hill County	12	144	☑
▪ Conduct scheduled fitting station duties at an approved location in Limestone County	10	555	☑
▪ Conduct scheduled fitting station duties at an approved location in Hill County	10	555	☑
▪ Conduct scheduled fitting station duties at an approved location in Coryell County	10	555	☑
▪ Conduct CPS educational presentations to youth between ages 4-15 in Bell County	15	144	☑
▪ Conduct CPS educational presentations to youth between ages 4-15 in Limestone County	10	144	☑
▪ Conduct CPS educational presentations to youth between ages 4-15 in Coryell County	15	144	☑
▪ Conduct CPS educational presentations to youth between ages 4-15 in Bosque County	10	144	☑
▪ Conduct scheduled fitting station duties at an approved location in Falls County	8	555	☑
▪ Conduct scheduled fitting station duties at an approved location in Bell County	5	555	☑
▪ Conduct CPS educational presentations to parents/care givers of children in Limestone County	5	151	☑
▪ Conduct CPS educational presentations to parents/care givers of children in Falls County	5	151	☑
▪ Conduct CPS educational presentations to parents/care givers of children in Coryell County	5	151	☑
▪ Conduct CPS educational presentations to parents/care givers of children in Bosque County	5	151	☑
▪ Conduct scheduled fitting station duties at an approved location in Bosque County	10	555	☑
▪ Establish Newsletters and distribute to CPS technicians and volunteers throughout the service area	2	2	☑
▪ Provide educational packets to persons identified the Please Be Seated Campaign	200	283	☑
▪ Provide law enforcement personnel training in occupant safety and enforcement of safety seat laws	50	51	☑
▪ Participate child safety seat check up events hosted the Bell County Safety Initiative Program	2	3	☑
▪ Maintain CPS educational display areas throughout the service area	20	58	☑
▪ Maintain Kidsafe CPS education and information website	1	2	☑
▪ Maintain data base to record and store collected information for child passenger safety from the service area	1	3	☑
▪ Conduct CPS educational presentations to parents/care givers of children in Hill County	15	151	☑
▪ Establish relationships with a minimum of 2 contiguous counties of the service area	4	7	☑
▪ Train child passenger safety technicians	20	19	☐

▪ Distribute child passenger safety educational packets to the service area	3,000	9,133	<input checked="" type="checkbox"/>
▪ Distribute child safety seats to families throughout the service area	450	858	<input checked="" type="checkbox"/>
▪ Coordinate educational efforts with Bell County Safety Initiative Program throughout Bell County	1	2	<input checked="" type="checkbox"/>
▪ Conduct scheduled fitting station duties at an approved location in McLennan County	30	555	<input checked="" type="checkbox"/>
▪ Conduct CPS educational presentations to youth between ages 4-15 in McLennan County	25	144	<input checked="" type="checkbox"/>
▪ Conduct CPS educational presentations to parents/care givers of children in McLennan County	25	151	<input checked="" type="checkbox"/>
▪ Conduct or participate in child safety seat checks throughout the service area	18	24	<input checked="" type="checkbox"/>
▪ Evaluate participants to assess misuse rate and increased awareness	200	92	<input type="checkbox"/>

**Financial Information:**

Fund	Source	# Projects	Federal Funding	State Funding	Program Income	Local Match	Project Total
406	K4OP	1	Planned: \$181,709.80			\$68,677.33	\$250,387.13
		1	Actuals: \$171,737.78			\$108,235.42	\$279,973.20

**Task: PI&E** **Occupant Protection OP - 05**

**Organization Name** **District** DAL **Project Number**  
**Injury Prevention Center of Greater Dallas** **2009-IPCOGD-G-SYG-0202**

**Title / Desc. Child Passenger Safety Fitting Stations**

The proposed intervention seeks to increase proper restraint use of children 0 to 8 years of age involved in motor vehicle crashes in Dallas County.

**Strategies Addressed**

- Maintain CPS seat distribution programs for low income families
- Concentrate efforts on historically low use populations
- Increase intervention efforts by healthcare professionals, teachers, and all safety advocates
- Increase public information and education

**Performance Objectives**

	Target	Actual	Met?
▪ Participate Citizens for Traffic Safety Coalition Meetings	10	10	<input checked="" type="checkbox"/>
▪ Participate in Texas Child Passenger Safety Advocate Coalition meetings	4	4	<input checked="" type="checkbox"/>
▪ Distribute press releases to increase awareness of child passenger safety	2	2	<input checked="" type="checkbox"/>
▪ Coordinate 4-day Child Passenger Safety Technician Certification course	1	1	<input checked="" type="checkbox"/>
▪ Conduct fitting stations (96 stations) and car seat classes (6 classes)	102	104	<input checked="" type="checkbox"/>
▪ Conduct quarterly meetings with PHHS staff to support child passenger safety education and activities	4	4	<input checked="" type="checkbox"/>

**Financial Information:**

Fund	Source	# Projects	Federal Funding	State Funding	Program Income	Local Match	Project Total
406	K4OP	1	Planned: \$78,220.82			\$17,583.10	\$95,803.92
		1	Actuals: \$78,182.82			\$29,637.78	\$107,820.60

**Task: PI&E** **Occupant Protection OP - 05**

Organization Name **Scott and White Memorial Hospital** District WAC Project Number **2009-ScottWhi-G-MYG-Yr1-0051**

**Title / Desc. Bell County Child Safety Initiative**

Scott & White will start a Bell County Child Safety Initiative Program through hiring a Community Coordinator. The Coordinator will conduct classes and assess car seat needs in low income families.

**Strategies Addressed**

- Concentrate efforts on historically low use populations
- Increase intervention efforts by healthcare professionals, teachers, and all safety advocates
- Increase public information and education campaigns

**Performance Objectives**

	<u>Target</u>	<u>Actual</u>	<u>Met?</u>
▪ Provide in-service for EMS services in Bell County	4	6	☑
▪ Coordinate educational efforts with Kids Safe throughout Bell County	1	4	☑
▪ Conduct education classes for low income parents at social service agency	40	41	☑
▪ Conduct passenger safety classes for Bell County elementary, preschool and Head Start students	20	34	☑
▪ Conduct individualized education for caregivers	10	85	☑
▪ Conduct child passenger restraints community education	8	12	☑
▪ Conduct in-service for Scott & White (hospital-based clinic)	4	7	☑
▪ Conduct CPS check up events	4	4	☑

**Financial Information:**

Fund	Source	# Projects	Federal Funding	State Funding	Program Income	Local Match	Project Total
406	K4OP	1	Planned: \$53,978.00			\$7,000.00	\$60,978.00
		1	Actuals: \$40,466.53			\$9,951.56	\$50,418.09

**Task: PI&E** **Occupant Protection OP - 05**

Organization Name **Sherry Matthews Advocacy Marketing** Division TRF-TS Project Number **2009-SMAM-G-SYG-0416**

**Title / Desc. Click It or Ticket Media Outreach (405)**

Public education and information campaign supporting the statewide occupant protection mobilization. Incentive funds will be used to buy Click It or Ticket Media Outreach. These messages will use paid outdoor, radio, television, interactive internet and print media to promote the increased enforcement effort of the campaign.

**Strategies Addressed**

- Increase public information and education campaigns

**Project Notes**

Please refer to the Paid Media Section for performance details

**Financial Information:**

Fund	Source	# Projects	Federal Funding	State Funding	Program Income	Local Match	Project Total
405	K2PM	1	Planned: \$2,641,885.00			\$7,725,655.00	\$10,367,540.00
		1	Actuals: \$2,541,897.56			\$10,682,288.41	\$13,224,185.97

<b>Task: PI&amp;E</b>				<b>Occupant Protection OP - 05</b>			
<i>Organization Name</i>		<i>Division</i> TRF-TS		<i>Project Number</i>			
<b>Sherry Matthews Advocacy Marketing</b>				<b>2009-SMAM-G-SYG-0417</b>			
<i>Title / Desc.</i> <b>Click It or Ticket Media Outreach (406)</b>							
<i>Public education and information campaign supporting the statewide occupant protection mobilization. Incentive funds will be used to buy Click It or Ticket Media Outreach. These messages will use paid outdoor, radio, television, interactive internet and print media to promote the increased enforcement effort of the campaign.</i>							
<i>Strategies Addressed</i>							
- Increase public information and education campaigns							
<i>Project Notes</i>							
Please refer to the Paid Media Section for performance details							
<i>Financial Information:</i>							
<i>Fund Source</i>	<i># Projects</i>	<i>Federal Funding</i>	<i>State Funding</i>	<i>Program Income</i>	<i>Local Match</i>	<i>Project Total</i>	
406 K4OP	1	<i>Planned:</i> \$1,700,000.00			\$200,000.00	\$1,900,000.00	
	1	<i>Actuals:</i> \$1,699,987.00			\$215,368.79	\$1,915,355.79	

<b>Task: PI&amp;E</b>				<b>Occupant Protection OP - 05</b>			
<i>Organization Name</i>		<i>District</i> AUS		<i>Project Number</i>			
<b>Texans In Motion</b>				<b>2009-TIM-G-MYG-Yr1-0261</b>			
<i>Title / Desc.</i> <b>Kids in Safety Seats</b>							
<i>To educate caregivers on proper installation/use of child safety seats (CSS) via events/programs/educational materials. CSSs provided to children who arrive in unsafe seats or unrestrained to events.</i>							
<i>Strategies Addressed</i>							
- Increase occupant protection education and training for law enforcement and judges							
- Increase EMS/fire department involvement in CPS fitting stations							
- Increase training opportunities for CPS instructors							
- Increase retention of child passenger safety (CPS) instructors							
<i>Performance Objectives</i>							
					<u>Target</u>	<u>Actual</u>	<u>Met?</u>
▪ Update and distribute 2000 Kids In Safety Seats Brochures					1	56,899	<input checked="" type="checkbox"/>
▪ Update and distribute 2,000 KISS Brochures					1	3,728	<input checked="" type="checkbox"/>
▪ Support inspection events in counties contiguous to grant project counties upon request					2	2	<input checked="" type="checkbox"/>
▪ Provide child safety seats during inspection activities throughout the grant counties					700	951	<input checked="" type="checkbox"/>
▪ Participate in a minimum of 18 community/school PI&E events throughout the grant counties					18	38	<input checked="" type="checkbox"/>
▪ Increase community, law enforcement agencies/judicial support/involvement in CPS in target counties					6	35	<input checked="" type="checkbox"/>
▪ Establish a minimum of 1 fitting station in a rural grant county					1	8	<input checked="" type="checkbox"/>
▪ Educate persons on child passenger safety/correct child safety seat use in grant counties					5,000	13,155	<input checked="" type="checkbox"/>
▪ Conduct occupant restraint use surveys of adults/children throughout grant counties					2,000	1,346	<input type="checkbox"/>
▪ Conduct a minimum of 40 child safety seat fitting stations throughout grant counties					40	60	<input checked="" type="checkbox"/>
▪ Conduct a minimum of 11 child safety seat inspections throughout grant counties					11	17	<input checked="" type="checkbox"/>
▪ Conduct 32-Hour NHTSA Child Passenger Safety Course to a minimum of 10 persons					1	1	<input checked="" type="checkbox"/>
▪ Attend CPS updates/trainings (4) and review printed updates (4) throughout year					8	12	<input checked="" type="checkbox"/>
▪ Assist with a minimum of 24 inspection events (check-ups/fitting stations) in grant counties					24	19	<input type="checkbox"/>

<i>Financial Information:</i>							
<i>Fund Source</i>	<i># Projects</i>	<i>Federal Funding</i>	<i>State Funding</i>	<i>Program Income</i>	<i>Local Match</i>	<i>Project Total</i>	
402 OP	1	<i>Planned:</i> \$165,356.45			\$49,067.00	\$214,423.45	
	1	<i>Actuals:</i> \$154,428.30			\$58,790.41	\$213,218.71	

<b>Task: PI&amp;E</b>	<b>Occupant Protection OP - 05</b>
-----------------------	------------------------------------

Organization Name **Texas AgriLife Extension Service**      Division **TRF-TS**      Project Number **2009-Texas Ag-G-MYG-Yr1-0012**

**Title / Desc. Passenger Safety**

A program to increase safety belt and child restraint use among historically low use populations in Texas through the use of trainings, checkup events, fitting stations and educational programming.

**Strategies Addressed**

- Increase occupant protection education and training for law enforcement and judges
- Increase EMS/fire department involvement in CPS fitting stations
- Increase training opportunities for CPS instructors
- Increase retention of child passenger safety (CPS) inst

**Performance Objectives**

	<u>Target</u>	<u>Actual</u>	<u>Met?</u>
▪ Distribute Public information and education (PI&E) resources to support grant efforts	45,000	109,915	☑
▪ Conduct Annual 4-H Round-up Safety Contest for teens, grades 9-12 , to promote occ. protec	1	1	☑
▪ Conduct National Child Passenger Safety Technician Trainings	2	3	☑
▪ Conduct Operation Kids classes for law enforcement	6	6	☑
▪ Conduct Child safety seat checkup events in historically low-usage communities	8	36	☑
▪ Conduct Programs on occupant protection	20	31	☑
▪ Conduct Child safety seat inspections at checkup events, fitting stations & individual appoint	900	2,443	☑
▪ Develop Educational program for certified technicians to present to local Head Start families and staff	1	1	☑
▪ Develop Educational program for use certified technicians to educate parents at prenatal classes	1	1	☑
▪ Conduct 8-hour Technician Renewal Training (if curriculum available) or a 4-Hour Technician Update	1	2	☑
▪ Distribute Child safety seats as replacements when needed at checkups, fitting stations, appoint	825	1,633	☑
▪ Support Educational programs on occupant protection	120	156	☑
▪ Educate Participants on the importance of safety belts using project Rollover Convincers	16,000	27,324	☑
▪ Establish New Fitting Station at EMS/Fire Dept. and maintain existing fitting stations	1	1	☑
▪ Maintain Online Update Course for technicians	1	1	☑
▪ Maintain Website at <a href="http://buckleup.tamu.edu">http://buckleup.tamu.edu</a> where parents can locate a local certified technician in Texas	1	1	☑
▪ Provide Texas Municipal Judges Education Ctr. trainings with CPS awareness exhibit & resources	3	3	☑
▪ Provide Child care conferences with information on an online introductory course on child safety seats	12	15	☑
▪ Provide Rural/suburban employers with information on traffic safety campaigns to distribute to employees	24	169	☑
▪ Provide Agents and/or safety advocates with resources to promote safety belt usage in pickup trucks	60	60	☑
▪ Develop Technician Mentor Program to help Extension trained techs stay certified	1	1	☑

**Financial Information:**

Fund	Source	# Projects		Federal Funding	State Funding	Program Income	Local Match	Project Total
406	K4OP	1	Planned:	\$242,744.10			\$106,368.46	\$349,112.56
		1	Actuals:	\$242,549.96			\$188,227.56	\$430,777.52

Task: **PI&E** Occupant Protection **OP - 05**

Organization Name **Texas Children's Hospital** District **HOU** Project Number **2009-TCH-G-SYG-0308**

**Title / Desc. Increasing Child Restraint Use in Greater Houston**

*This project will increase child restraint use in the Greater Houston area through parent education, assistance with installation, and distribution of seats to low income families.*

**Strategies Addressed**

- Increase occupant protection education and training for law enforcement and judges
- Maintain CPS seat distribution programs for low income families
- Increase training opportunities for CPS instructors Concentrate efforts on historically low use populations

**Performance Objectives**

	<u>Target</u>	<u>Actual</u>	<u>Met?</u>
▪ Train New Certified Child Passenger Safety Technicians	40	39	<input type="checkbox"/>
▪ Train New CPS Instructors	2	2	<input checked="" type="checkbox"/>
▪ Participate Interviews for television, radio, newspaper, or other media outlets	24	574	<input checked="" type="checkbox"/>
▪ Educate Caregivers of children served at our inspection station sites	2,875	3,454	<input checked="" type="checkbox"/>
▪ Educate Cargivers of children served at car seat check up events	800	1,240	<input checked="" type="checkbox"/>
▪ Distribute Child passenger safety educational materials in the community	100,000	145,300	<input checked="" type="checkbox"/>
▪ Distribute Child restraint systems to low-income and at-risk families at inspection stations & events	1,000	1,643	<input checked="" type="checkbox"/>
▪ Coordinate Specialized training classes for certified CPS technicians	12	14	<input checked="" type="checkbox"/>
▪ Conduct Car seat check up events	15	42	<input checked="" type="checkbox"/>
▪ Conduct 32-hour NHTSA Child Passenger Safety Technician training courses	2	2	<input checked="" type="checkbox"/>
▪ Conduct Class on occupant protection for law enforcement and judges	1	2	<input checked="" type="checkbox"/>
▪ Assist Certified CPS Technicians improve skills in teaching caregivers about child passenger safety	100	100	<input checked="" type="checkbox"/>

**Financial Information:**

Fund Source	# Projects	Federal Funding	State Funding	Program Income	Local Match	Project Total
406 K4OP	1	<i>Planned:</i> \$134,380.10			\$121,130.01	\$255,510.11
	1	<i>Actuals:</i> \$129,922.43		\$881.00	\$281,899.80	\$412,703.23



<b>Task: PI&amp;E</b>	<b>Occupant Protection OP - 05</b>
-----------------------	------------------------------------

Organization Name **Texas Department of State Health Services** Division TRF-TS Project Number **2009-TDSHS-G-SYG-0260**

**Title / Desc. Statewide Child Passenger Safety Education and Distribution Program**

To conduct a statewide child passenger safety (CPS) program, including child seat education and distribution, CPS technician training and coordination of CPS services.

**Strategies Addressed**

- Maintain CPS seat distribution programs for low income families
- Increase training opportunities for CPS instructors Increase retention of child passenger safety (CPS) instructors
- Concentrate efforts on historically low use populations
- Increase public information and education campaigns

**Performance Objectives**

	<u>Target</u>	<u>Actual</u>	<u>Met?</u>
▪ Establish New child safety seat distribution programs	40	21	<input type="checkbox"/>
▪ Conduct child passenger safety technical update and/or renewal classes for 40 people	4	4	<input checked="" type="checkbox"/>
▪ Conduct Monthly fitting stations to provide scheduled site for parents to check child's safety seats	12	13	<input checked="" type="checkbox"/>
▪ Conduct Child safety seat check-up events	25	27	<input checked="" type="checkbox"/>
▪ Conduct Educational presentations to 300 participants focusing on safety belts and safety seats to children	30	46	<input checked="" type="checkbox"/>
▪ Coordinate Quarterly CPS Advisory Committee meetings and conference calls	4	4	<input checked="" type="checkbox"/>
▪ Complete NHTSA 32-hour child passenger safety technician courses for a minimum of 120 people	6	6	<input checked="" type="checkbox"/>
▪ Establish Fitting stations in 6 different Texas cities and provide technical training and safety seats	6	6	<input checked="" type="checkbox"/>
▪ Teach Child seat distribution staff	90	179	<input checked="" type="checkbox"/>
▪ Maintain child passenger safety website updates	12	18	<input checked="" type="checkbox"/>
▪ Maintain Existing child seat distribution programs	40	95	<input checked="" type="checkbox"/>
▪ Provide Training and materials to 80 distribution programs	80	116	<input checked="" type="checkbox"/>
▪ Provide Technical assistance and information via toll-free telephone calls	4,000	10,903	<input checked="" type="checkbox"/>
▪ Provide safety seats to distribution programs	13,520	17,678	<input checked="" type="checkbox"/>
▪ Provide pieces of educational literature	300,000	250,781	<input type="checkbox"/>
▪ Enroll New members in the "Texas Seat Belt Survivors Club"	20	51	<input checked="" type="checkbox"/>

**Financial Information:**

Fund	Source	# Projects	Federal Funding	State Funding	Program Income	Local Match	Project Total
402	OP	1	<i>Planned:</i> \$1,050,000.00			\$1,032,000.00	\$2,082,000.00
		1	<i>Actuals:</i> \$1,040,523.85			\$1,032,234.92	\$2,072,758.77

<b>Task: PI&amp;E</b>				<b>Occupant Protection OP - 05</b>				
Organization Name <b>Texas Transportation Institute</b>			Division TRF-TS		Project Number <b>2009-TTI-G-MYG-Yr1-0208</b>			
Title / Desc. <b>Increasing Nighttime Safety Belt Use</b>								
Increase enforcement of occupant protection laws; increase public information and education campaigns; concentrate efforts on historically low use populations.								
Strategies Addressed								
<ul style="list-style-type: none"> <li>- Concentrate efforts on historically low use populations</li> <li>- Increase public information and education campaigns</li> <li>- Increase enforcement of occupant protection laws</li> </ul>								
Performance Objectives						<u>Target</u>	<u>Actual</u>	<u>Met?</u>
<ul style="list-style-type: none"> <li>▪ Evaluate Texas cities for the effectiveness of increased nighttime enforcement of safety belt law during CIOT</li> </ul>						10	10	<input checked="" type="checkbox"/>
Financial Information:								
Fund Source	# Projects	Federal Funding	State Funding	Program Income	Local Match	Project Total		
406 K4OP	1	Planned: \$69,404.79			\$7,923.86	\$77,328.65		
	1	Actuals: \$62,022.30			\$8,212.54	\$70,234.84		

<b>Task: PI&amp;E</b>				<b>Occupant Protection OP - 05</b>				
Organization Name <b>Texas Transportation Institute</b>			District BRY		Project Number <b>2009-TTI-G-SYG-0211</b>			
Title / Desc. <b>Increase Safety Belt Use by Tweens</b>								
Increase enforcement of occupant protection laws, increase public information and education campaigns, concentrate efforts on historically low use populations.								
Strategies Addressed								
- Concentrate efforts on historically low use populations Increase public information and education campaigns								
Performance Objectives						<u>Target</u>	<u>Actual</u>	<u>Met?</u>
<ul style="list-style-type: none"> <li>▪ Produce set of materials for distribution to parents of tweens</li> <li>▪ Evaluate schools for the buckling up in the back seat and report results</li> <li>▪ Establish working relationships with schools in the Bryan TxDOT district</li> </ul>						1	3	<input checked="" type="checkbox"/>
						8	14	<input checked="" type="checkbox"/>
						8	10	<input checked="" type="checkbox"/>
Financial Information:								
Fund Source	# Projects	Federal Funding	State Funding	Program Income	Local Match	Project Total		
406 K4OP	1	Planned: \$15,404.39			\$1,717.35	\$17,121.74		
	1	Actuals: \$15,137.52			\$1,688.31	\$16,825.83		

<b>Task: PI&amp;E</b>				<b>Occupant Protection OP - 05</b>			
<i>Organization Name</i> <b>Texas Transportation Institute</b>		<i>Division</i> TRF-TS		<i>Project Number</i> <b>2009-TTI-G-SYG-0315</b>			
<i>Title / Desc.</i> <b>Observational Use Surveys of Restraint Use and Motorcycle Helmet Use</b>							
To increase occupant restraint use in all passenger vehicles and trucks by increasing public information and education campaigns							
<i>Strategies Addressed</i>							
- Increase public information and education campaigns							
<i>Performance Objectives</i>							
				<u>Target</u>	<u>Actual</u>	<u>Met?</u>	
▪	Conduct survey of occupant restraint use among school age children (5-16 years old) in 18 Texas cities			1	1	<input checked="" type="checkbox"/>	
▪	Conduct survey of front seat occupant restraint use in 18 Texas cities			1	1	<input checked="" type="checkbox"/>	
▪	Conduct survey of child restraint use use in 14 Texas cities			1	1	<input checked="" type="checkbox"/>	
▪	Conduct statewide survey in 22 Texas counties using survey sampling and protocol that is certified by NHTSA			1	1	<input checked="" type="checkbox"/>	
<i>Financial Information:</i>							
<i>Fund</i>	<i>Source</i>	<i># Projects</i>		<i>Federal Funding</i>	<i>State Funding</i>	<i>Program Income</i>	<i>Local Match</i>
406	K4OP	1	<i>Planned:</i>	\$232,152.96			\$26,187.92
		1	<i>Actuals:</i>	\$231,561.95			\$26,134.93
							\$257,696.88

<b>Task: PI&amp;E</b>				<b>Occupant Protection OP - 05</b>			
<i>Organization Name</i> <b>ThinkStreet</b>		<i>Division</i> TRF-TS		<i>Project Number</i> <b>2009-ThinkSt-G-SYG-0411</b>			
<i>Title / Desc.</i> <b>CIOT Teen Demo Outreach</b>							
Support CIOT Teen demo project with outreach to schools in participating counties.							
<i>Strategies Addressed</i>							
- Conduct and assist local, state and national traffic safety campaigns							
<i>Project Notes</i>							
Please refer to the Paid Media Section for performance details							
<i>Financial Information:</i>							
<i>Fund</i>	<i>Source</i>	<i># Projects</i>		<i>Federal Funding</i>	<i>State Funding</i>	<i>Program Income</i>	<i>Local Match</i>
406	K4OP	1	<i>Planned:</i>	\$99,283.79			\$11,210.00
			<i>Actuals:</i>				\$110,493.79

**Task: PI&E** **Occupant Protection OP - 05**

Organization Name **Thomason Hospital** District **ELP** Project Number **2009-Thomason-G-SYG-0345**

**Title / Desc. Rural County Occupant Protection Program**

The goal of the Thomason Hospital proposal is to increase occupant restraint use in vehicles among underserved populations, particularly in rural communities of El Paso County.

**Strategies Addressed**

- Maintain CPS seat distribution programs for low income families
- Increase EMS/fire department involvement in CPS fitting stations
- Increase training opportunities for CPS instructors
- Concentrate efforts on historically low use populations

**Performance Objectives**

	<i>Target</i>	<i>Actual</i>	<i>Met?</i>
▪ Provide educational materials to community partners	5,000	29,572	☑
▪ Produce annual report showing outcomes of inspection events	1	1	☑
▪ Identify new sites for permanent safety inspection sites	4	5	☑
▪ Identify new areas in El Paso County in need of safety education	3	3	☑
▪ Evaluate technician skills levels and training outcomes	45	26	☐
▪ Conduct CPS Inspection Events	48	50	☑
▪ Conduct meetings per year with law enforcement agencies	12	13	☑
▪ Conduct CPS training courses	3	3	☑

**Financial Information:**

<i>Fund Source</i>	<i># Projects</i>	<i>Federal Funding</i>	<i>State Funding</i>	<i>Program Income</i>	<i>Local Match</i>	<i>Project Total</i>
406 K4OP	1	<i>Planned:</i> \$50,628.00			\$51,416.00	\$102,044.00
	1	<i>Actuals:</i> \$48,980.68			\$72,313.39	\$121,294.07

**FY 2009 Traffic Safety Funds  
Program Area Expenditure Summary**

**OP - 05**

**Occupant Protection**

Task	# Proj	Total	FEDERAL				MATCH		Fed. 402 to Local				
			402	405	406	408	410	2010		STATE	INCOME	LOCAL	
<i>Program Management</i>													
<i>Enforcement</i>	Planned: 69 Actual: 66	\$1,324,653.33 \$1,031,647.94	\$1,297,779.94 \$1,004,881.91									\$26,873.39 \$26,766.03	\$1,297,779.94 <b>\$1,004,881.91</b>
<i>Evaluation</i>	Planned: 1 Actual: 1	\$101,126.82 \$84,485.75		\$90,999.46 \$76,009.98								\$10,127.36 \$8,475.77	
<i>PI&amp;E</i>	Planned: 14 Actual: 13	\$16,141,084.23 \$19,173,263.50	\$1,215,356.45 \$1,194,952.15	\$2,641,885.00 \$2,541,897.56	\$2,857,906.75 \$2,720,548.97						\$881.00	\$9,425,936.03 \$12,714,983.82	\$165,356.45 <b>\$154,428.30</b>
<i>Training</i>													
<b>TOTALS:</b>	Planned: 84 Actual: 80	<b>\$17,566,864.38</b> <b>\$20,289,397.19</b>	<b>\$2,513,136.39</b> <b>\$2,199,834.06</b>	<b>\$2,641,885.00</b> <b>\$2,541,897.56</b>	<b>\$2,948,906.21</b> <b>\$2,796,558.95</b>						<b>\$881.00</b>	<b>\$9,462,936.78</b> <b>\$12,750,225.62</b>	<b>\$1,297,779.94</b> <b>\$1,004,881.91</b>

**THIS PAGE INTENTIONALLY LEFT BLANK**

## Pedestrian/Bicycle Safety

PS - 06

### Goals

- To reduce the number of motor vehicle-related pedestrian and bicyclist fatalities

### Objectives

- Reduce the number of bicyclist fatalities per 100,000 population from .24 percent (2007 CRIS) to .124 percent (CRIS)
- Reduce the number of motor vehicle-related pedestrian fatalities per 100,000 population from 1.74 percent (2007 CRIS) to 1.68 percent (FARS)

### Strategies

- *Increase enforcement of traffic laws about bicycle right of way*
- *Increase motorist awareness for sharing the road with bicyclists*
- *Improve bicycle crash data*
- *Increase public information and education efforts on the use of safety equipment*
- *Improve identification of problem areas for pedestrians*
- *Improve pedestrian "walkability" of roads and streets*
- *Improve data collection on pedestrian injuries and fatalities*
- *Improve public education and information on pedestrians and "safe walking"*

### Project Descriptions

<b>Task: PI&amp;E</b>	<b>Pedestrian/Bicycle Safety PS - 06</b>
-----------------------	--

Organization Name **Hillcrest Baptist Medical Center-HHS** District WAC Project Number **2009-HHS-G-SYG-0049**

Title / Desc. **GENERATIONS in MOTION**

To provide Bicycle and Pedestrian Safety education to all community members throughout Bell, Bosque, Coryell, Falls, Hill, Limestone and McLennan counties.

**Strategies Addressed**

- Improve public education and information on pedestrians and "safe walking"
- Increase public information and education efforts on the use of safety equipment
- Increase motorist awareness for sharing the road with bicyclists

**Performance Objectives**

	<u>Target</u>	<u>Actual</u>	<u>Met?</u>
▪ Create Self-report surveys on Bicycle Safety	4	4	☑
▪ Attend Health fairs and/or safety fairs throughout the seven county service area	5	31	☑
▪ Conduct Observational studies throughout the local service area	14	17	☑
▪ Conduct Educational presentation on Pedestrian Safety to youth	18	121	☑
▪ Conduct Educational presentations on Bicycle and Pedestrian Safety to adults	28	0	☐
▪ Conduct Educational presentations on Bicycle Safety to youth	36	139	☑
▪ Coordinate Bicycle Rodeos throughout the local service area	3	3	☑
▪ Assist Bicycle Rodeo	1	1	☑
▪ Create surveys (pre and post surveys) to be utilized in the planned observational studies	2	2	☑
▪ Establish Relationships with community resource agencies/groups throughout the local service area	15	93	☑
▪ Create Self-report surveys on Pedestrian Safety	4	4	☑
▪ Develop Educational curriculums on Bicycle Safety	4	4	☑
▪ Develop Educational curriculums on Pedestrian Safety	4	4	☑
▪ Distribute self report surveys throughout the local service area	1,100	1,405	☑
▪ Distribute Bicycle Helmets for children, youth, and adults in the local service area	1,300	1,136	☐
▪ Distribute Educational packets throughout the local service area	1,500	6,048	☑
▪ Establish Educational display areas throughout the local service area	14	49	☑
▪ Coordinate Bicycle Rodeos throughout the local service area	3	5	☑

**Financial Information:**

Fund	Source	# Projects	Federal Funding	State Funding	Program Income	Local Match	Project Total
406	K4PS	1	Planned: \$91,775.50			\$32,179.66	\$123,955.16
		1	Actuals: \$62,345.38			\$39,053.27	\$101,398.65



**Task: PI&E** **Pedestrian/Bicycle Safety PS - 06**

*Organization Name* **Texas Children's Hospital** *District* HOU *Project Number*  
**2009-TCH-G-SYG-0333**

*Title / Desc.* **Increasing Public Information and Education Efforts for Pedestrian and Bicycle Safety**

*This project will increase efforts to keep child pedestrians and bicyclists safe by educating children and families about precautions they can take to stay safe while walking or riding a bike.*

**Strategies Addressed**

- Improve public education and information on pedestrians and "safe walking"
- Increase public information and education efforts on the use of safety equipment

<i>Performance Objectives</i>	<u>Target</u>	<u>Actual</u>	<u>Met?</u>
▪ Train Adults to teach children about pedestrian and/or bicycle safety in the community	35	243	☑
▪ Teach Children about pedestrian and/or bicycle safety	5,000	10,382	☑
▪ Participate in interviews with television, radio, newspaper, and other media outlets	15	22	☑
▪ Distribute Pedestrian and/or bicycle safety educational materials in the community	50,000	84,091	☑
▪ Distribute Helmets to children	800	4,115	☑
▪ Coordinate Educational classes on pedestrian and/or bike safety	75	126	☑
▪ Coordinate Bicycle safety events and/or bike rodeos	10	19	☑
▪ Conduct Surveys regarding the use of safety equipment with participants of wheeled sports	50	1,134	☑

**Financial Information:**

<i>Fund Source</i>	<i># Projects</i>	<i>Federal Funding</i>	<i>State Funding</i>	<i>Program Income</i>	<i>Local Match</i>	<i>Project Total</i>
406 K4PS	1	<i>Planned:</i> \$83,617.36			\$36,294.61	\$119,911.97
	1	<i>Actuals:</i> \$67,903.42			\$58,617.01	\$126,520.43

<b>Task: Training</b>	<b>Pedestrian/Bicycle Safety PS - 06</b>
-----------------------	--

Organization Name **Texas Bicycle Coalition Education Fund**      Division TRF-TS      Project Number **2009-TBC-G-SYG-0319**

Title / Desc. **Texas SuperCollege Project**

To train college student teachers, elementary P.E. Teachers, and youth workers in the SuperCyclist Curriculum. The curriculum teaches bicycle safety in an understandable and entertaining way.

**Strategies Addressed**

- Increase public information and education efforts on the use of safety equipment
- Improve bicycle crash data
- Increase motorist awareness for sharing the road with bicyclists

**Performance Objectives**

	<u>Target</u>	<u>Actual</u>	<u>Met?</u>
▪ Train physical education teachers, youth workers, and field instructors in the SuperCyclist curriculum	350	202	<input type="checkbox"/>
▪ Train college students studying to be physical education teachers in SuperCyclist Curriculum	350	225	<input type="checkbox"/>
▪ Train additional institutes of higher education in the SuperCyclist Curriculum	5	1	<input type="checkbox"/>
▪ Support Institutes of higher education (IHE) in implementing the SuperCyclist Curriculum	20	10	<input type="checkbox"/>
▪ Evaluate of teachers trained in FY 2008 to measure the effectiveness of the program	100 %	7 %	<input type="checkbox"/>
▪ Evaluate of surveys received to determine approximate number of children trained in bicycle safety in FY 2008	100 %	45 %	<input type="checkbox"/>
▪ Distribute copies of Texas Bicycle Coalition 2006-2007 annual report and other PI&E materials	6,000	148,646	<input checked="" type="checkbox"/>
▪ Distribute newsletters about the SuperCyclist project via electronic mail	3,500	43,943	<input checked="" type="checkbox"/>
▪ Distribute copies in English and Spanish of SuperCyclist Curriculum updates and Teacher Master pages	1,000	17,584	<input checked="" type="checkbox"/>

**Financial Information:**

Fund Source	# Projects	Federal Funding	State Funding	Program Income	Local Match	Project Total
406 K4PS	1	<i>Planned:</i> \$265,475.08			\$35,000.00	\$300,475.08
	1	<i>Actuals:</i> \$262,285.37			\$79,830.34	\$342,115.71

**FY 2009 Traffic Safety Funds  
Program Area Expenditure Summary**

**Pedestrian/Bicycle Safety**

**PS - 06**

Task	# Proj	Total	FEDERAL				MATCH		Fed. 402 to Local				
			402	405	406	408	410	2010		STATE	INCOME	LOCAL	
<i>Program Management</i>													
<i>Enforcement</i>													
<i>Evaluation</i>													
<i>PI&amp;E</i>	Planned: 2 Actual: 2	\$243,867.13 \$227,919.08			\$175,392.86 \$130,248.80							\$68,474.27 \$97,670.28	
<i>Training</i>	Planned: 1 Actual: 1	\$300,475.08 \$342,115.71			\$265,475.08 \$262,285.37							\$35,000.00 \$79,830.34	
<b>TOTALS:</b>	Planned: 3 Actual: 3	<b>\$544,342.21</b> <b>\$570,034.79</b>			<b>\$440,867.94</b> <b>\$392,534.17</b>							<b>\$103,474.27</b> <b>\$177,500.62</b>	

**THIS PAGE INTENTIONALLY LEFT BLANK**

**Police Traffic Services****PT - 07****Goals**

- To increase effective enforcement and adjudication of traffic safety-related laws to reduce fatal and serious injury crashes
- To reduce commercial motor vehicle crashes, injuries and fatalities involving vehicles with a Gross Vehicle Weight Rating (GVWR) of >10,000 pounds

**Objectives**

- Reduce the number of intersection and intersection-related KAB crashes per 100M VMT from 11.4 (2007 CRIS) to 10.0 (CRIS)
- Reduce the number of large truck-involved fatal crashes from 0.18 fatal crashes per 100M VMT for motor vehicles with >10,000 pound GVWR (2006 FARS) 0.15 fatal crashes per 100M VMT for vehicles with a body style of 'semi-trailer' or 'truck-tractor' (2007 CRIS) to No more than 0.152 fatal crashes per 100M VMT for motor vehicles with >10,000 pound GVWR (CRIS)
- Reduce the number of large truck-involved fatalities per 100M VMT from 0.23 fatalities per 100M VMT for motor vehicles with >10,000 pound GVWR (2006 FARS) 0.18 fatalities per 100M VMT for vehicles with a body style of 'semi-trailer' or 'truck-tractor' (2007 CRIS) to No more than 0.172 fatalities per 100M VMT for motor vehicles with >10,000 pound GVWR (CRIS)
- Reduce the number of KAB crashes per 100M VMT from 28.22 percent (2007 CRIS) to 28.20 percent (CRIS)

**Strategies**

- *Increase enforcement of traffic safety-related laws including speed-related*
- *Increase sustained enforcement including speed related laws*
- *Increase public education and information campaigns*
- *Increase traffic law enforcement technical and managerial support to local law enforcement agencies and highway safety professionals*
- *Increase public information and education on sharing the road with commercial motor vehicles (CMV)*
- *Develop partnerships with CMV industry and trade associations to increase education and training of the general public and drivers*
- *Increase enforcement of commercial motor vehicle speed limit*

**Project Descriptions**

<b>Task: Program Management</b>	<b>Police Traffic Services PT - 07</b>
---------------------------------	--

Organization Name **Texas Municipal Police Association** Division TRF-TS Project Number **2009-TMPA-G-MYG-Yr1-0244**

**Title / Desc. Police Traffic Services Support and Texas LEADRS Maintenance and Integration**

To maintain full compliment of support to the law enforcement community and HSP partners for egrants, grant related activities and provide continued Texas LEADRS maintenance and integration support.

**Strategies Addressed**

- Improve adjudication of DWI cases through improved training for judges, administrative license revocation judges, and prosecutors, and improved support materials for judges and prosecutors
- Develop a DWI and minor in possession tracking system
- Increase traffic law enforcement technical and managerial support to local law enforcement agencies and highway safety professionals
- Increase public education and information campaigns
- Increase enforcement of traffic safety-related laws

**Performance Objectives**

	<u>Target</u>	<u>Actual</u>	<u>Met?</u>
▪ Evaluate Customer satisfaction of the Texas LEADRS system	1	1	☑
▪ Attend Local, State, and/or National conferences, workshops, or seminars	6	56	☑
▪ Attend child passenger safety seat inspection events	20	53	☑
▪ Collect News and information articles and publish on Buckle Up Texas website	36	66	☑
▪ Complete TX LEADRS server software test	1	1	☑
▪ Conduct PTS Satisfaction Evaluation of all funded agencies	1	1	☑
▪ Conduct Meetings with TxDOT Program Manager(s) and stakeholders	4	10	☑
▪ Coordinate Marketing strategies in order to increase Texas LEADRS statewide usage	25	231	☑
▪ Develop Texas LEADRS integrations with LEADRS departments	3	3	☑
▪ Educate Non-funded law enforcement agencies about traffic safety projects	300	765	☑
▪ Acquire Child Passenger Safety (CPS) technician certifications for all LECs	100 %	100 %	☑
▪ Enroll Non-funded law enforcement agencies eligible to participate in the CIOT incentive	75	203	☑
▪ Train Peace officers and administrators on Texas LEADRS	200	480	☑
▪ Manage Texas LEADRS program upgrades	100 %	100 %	☑
▪ Manage DUI/DWI cases entered into Texas LEADRS	4,800	9,054	☑
▪ Provide Team of six (6) qualified law enforcement coordinators (LECs)	1	1	☑
▪ Provide Maintenance and support for Texas LEADRS website	100 %	100 %	☑
▪ Provide Texas LEADRS website and server hosting	100 %	100 %	☑
▪ Provide Agencies with technical assistance regarding STEP grant administration	200	441	☑
▪ Purchase Public information and education (PI&E) program materials	10,000	165,627	☑
▪ Send Reports to the Texas Alcoholic Beverage Commission	52	52	☑
▪ Support Non law enforcement HSP partner events	20	69	☑
▪ Enroll Non-funded law enforcement agencies eligible for IDM Incentive Award Program	75	160	☑

**Financial Information:**

Fund	Source	# Projects	Federal Funding	State Funding	Program Income	Local Match	Project Total
402	PT	1	Planned: \$1,075,560.10			\$124,010.00	\$1,199,570.10
		1	Actuals: \$1,040,299.29			\$126,032.26	\$1,166,331.55

<b>Task: Enforcement</b>	<b>Police Traffic Services PT - 07</b>
--------------------------	--

Organization Name <b>Texas Department of Transportation</b>	Division TRF-TS	Project Number <b>STEP 2009 CMV</b>
--	-----------------	--

Title / Desc. **STEP 2009 Comprehensive Commercial Motor Vehicle (CMV)**

Provide enhanced enforcement covering multiple offenses, focusing on the following: Speed, Occupant Protection (OP), and Hazardous Moving Violations (HMV) related to commercial motor vehicles.

Participating Organizations	Project #
City of Fort Worth	2009-Fortwort-S-SYG-0277
City of Houston	2009-HoustonP-S-MYG-Yr1-0033
City of Laredo	2009-LaredoPD-S-SYG-0282

**Financial Information:**

Fund	Source	# Projects	Federal Funding	State Funding	Program Income	Local Match	Project Total
402	PT	3	Planned: \$456,000.00			\$311,800.00	\$767,800.00
		3	Actuals: \$444,174.53			\$328,808.53	\$772,983.06

<b>Task: Enforcement</b>	<b>Police Traffic Services PT - 07</b>
--------------------------	--

Organization Name **Texas Department of Transportation** Division TRF-TS Project Number **STEP 2009 Comprehensive**

**Title / Desc. STEP 2009 Comprehensive**

*Provide enhanced sustained enforcement covering multiple offenses, focusing on two or more of the following: Speed, DWI, Intersection Traffic Control (ITC), or Occupant Protection (OP) violations. All STEP Comprehensive agencies that have an occupant protection and/or DWI component will participate in the national enforcement mobilizations.*

**Performance Measures**

Alcohol related crashes	15,187
Child Safety Seat citations	13,121
CMV Speed citations	253
Community events	776
DUI Minor arrests/citations	213
DWI arrests	8,044
HMV citations	6,763
ITC citations	61,247
ITC related crashes	33,410
Media exposures	1,191
Other arrests	14,399
Other citations	134,998
Presentations conducted	1,703
Public information and education materials distributed	385,712
Public information and education materials produced	31,184
Safety Belt citations	60,343
Speed citations	328,140
Speed related crashes	68,139
STEP Enforcement Hours	236,218

**Participating Organizations**

**Project #**

Town of Addison - Police Department	2009-AddisonP-S-SYG-0241
City of Allen	2009-AllenPD-S-MYG-Yr1-0022
City of Amarillo Police Department	2009-Amarillo-S-SYG-0017
City of Arlington	2009-Arlingto-S-SYG-0096
Armstrong County Sheriff's Department	2009-Armstron-S-SYG-0215
City of Austin - Police Departement	2009-AustinPD-S-MYG-Yr1-0013
City of Bedford	2009-Bedford-S-SYG-0046
City of Brenham - Police Department	2009-Brenham-S-SYG-0009
City of Brownsville - Police Department	2009-BrownsPD-S-SYG-0240
City of Bryan - Police Department	2009-BryanPD-S-SYG-0137
City of Cedar Park	2009-CdrPrkPD-S-MYG-Yr1-0081
Chambers County Sheriff's Department	2009-Chambers-S-SYG-0270
City of Corpus Christi Police Department	2009-CorpusPD-S-MYG-Yr1-0203
County of Dallas	2009-Dallasco-S-MYG-Yr1-0260
City of Dallas - Police Department	2009-Dallas-S-MYG-Yr1-0126
City of Dayton - Police Department	2009-DaytonPD-S-SYG-0124
City of Decatur Police Department	2009-DecaturP-S-SYG-0095
City of Denton	2009-DentonPD-S-SYG-0139
City of Donna Police Department	2009-DonnaPD-S-SYG-0200
City of El Paso	2009-EIPasoPD-S-SYG-0122
City of Euless Police Department	2009-Euless-S-SYG-0097
City of Farmersville - Police Department	2009-Farmersv-S-SYG-0189
Town of Flower Mound	2009-FlowerPD-S-MYG-Yr1-0016



City of Fort Worth	2009-Fortwort-S-SYG-0245
City of Frisco	2009-FriscoPD-S-MYG-Yr1-0138
City of Garland	2009-GarlandP-S-MYG-Yr1-0162
City of Georgetown	2009-Georgeto-S-MYG-Yr1-0219
City of Grand Prairie	2009-GrandPra-S-MYG-Yr1-0066
City of Haltom City - Police Department	2009-HaltomPD-S-MYG-Yr1-0177
City of Harlingen Police Department	2009-Harlinge-S-SYG-0186
Harris County Sheriff's Office	2009-HarrisCo-S-SYG-0101
Harris County Constable Precinct 5	2009-HarrisP5-S-SYG-0284
City of Houston	2009-HoustonP-S-MYG-Yr1-0108
City of Irving	2009-Irving-S-MYG-Yr1-0117
City of Jacinto City	2009-JacintPD-S-SYG-0281
City of Keller	2009-KellerPD-S-SYG-0263
City of La Marque Police Department	2009-LaMarque-S-SYG-0060
City of La Porte Police Department	2009-LaPorte-S-SYG-0102
City of Laredo	2009-LaredoPD-S-SYG-0292
City of Leander - Police Department	2009-LeanderP-S-SYG-0181
City of Lockhart	2009-Lockhart-S-SYG-0129
City of Longview Police Department	2009-LongviPD-S-SYG-0069
City of Lubbock Police Department	2009-LubbocPD-S-SYG-0180
City of McAllen Police Department	2009-McAllenP-S-MYG-Yr1-0047
City of McKinney	2009-McKinney-S-MYG-Yr1-0178
City of Midland	2009-Midland-S-SYG-0199
City of Mission Police Department	2009-Mission-S-SYG-0107
City of Murphy	2009-MurphyPD-S-MYG-Yr1-0035
City of New Braunfels - Police Department	2009-NewBrau-S-SYG-0280
City of North Richland Hills	2009-NRichlan-S-MYG-Yr1-0041
City of Odessa - Police Department	2009-Odessa-S-SYG-0063
City of Pasadena	2009-PasadePD-S-SYG-0010
City of Pharr	2009-PharrPD-S-MYG-Yr1-0111
City of Plano	2009-PlanoPD-S-SYG-0246
Polk County Sheriff's Office	2009-PolkCo-S-SYG-0151
City of Port Arthur Police Department	2009-PortArth-S-SYG-0175
City of Princeton	2009-PrincePD-S-SYG-0279
City of Rowlett - Police Department	2009-RowletPD-S-MYG-Yr1-0132
City of San Antonio	2009-SanAntPD-S-SYG-0157
City of Santa Fe	2009-SantaFe-S-SYG-0012
City of Seabrook Police Department	2009-Seabrook-S-MYG-Yr1-0083
City of Sugar Land	2009-Sugarlan-S-SYG-0136
Texas Department of Public Safety	2009-TDPS-S-SYG-0164
City of Texarkana	2009-TexarkPD-S-SYG-0025
Tom Green County	2009-Tomgreen-S-SYG-0036
City of Tyler	2009-Tyler PD-S-SYG-0150
City of Webster	2009-Webster-S-SYG-0072
County of Wheeler	2009-Wheeler -S-SYG-0210
City of Wichita Falls Police Department	2009-WichitaP-S-SYG-0042
City of Wolfforth Police Department	2009-Wolffort-S-SYG-0040
City of Wylie	2009-Wylie-S-SYG-0147

*Financial Information:*

<i>Fund</i>	<i>Source</i>	<i># Projects</i>	<i>Federal Funding</i>	<i>State Funding</i>	<i>Program Income</i>	<i>Local Match</i>	<i>Project Total</i>
402	PT	76	<i>Planned:</i> \$11,266,200.00			\$6,256,800.00	\$17,523,000.00

70 Actuals: \$10,271,187.73

\$6,256,235.29 \$16,527,423.02

<b>Task: Enforcement</b>	<b>Police Traffic Services PT - 07</b>
--------------------------	--

<b>Organization Name</b> <b>Texas Department of Transportation</b>	<b>Division</b> TRF-TS	<b>Project Number</b> <b>STEP 2009 WAVE Comprehensive</b>
---	------------------------	--

**Title / Desc. STEP 2009 WAVE Comprehensive**

Participate in special enforcement efforts centered on the holiday periods through STEP Waves. Communities will participate in Memorial Day and Labor Day campaigns and may work up to four optional holiday periods. Law enforcement agencies participating in STEP Waves will focus on OP violations, DWI and/or Speeding.

**Performance Measures**

Child Safety Seat citations	179
CMV Speed citations	3
Community events	35
DUI Minor arrests/citations	12
DWI arrests	62
HMV citations	323
ITC citations	373
Media exposures	120
Other arrests	129
Other citations	3,515
Presentations conducted	72
Public information and education materials distributed	36,719
Public information and education materials produced	100
Safety Belt citations	1,920
Speed citations	6,961
STEP Enforcement Hours	4,803

**Participating Organizations**

**Project #**

City of Beaumont Police Department	2009-Beaumont-S-SYG-0257
City of Benbrook Police Department	2009-Benbrook-S-SYG-0039
City of Coleman Police Department	2009-ColemnPD-S-SYG-0190
City of Dalworthington Gardens	2009-Dalworth-S-SYG-0255
City of DeSoto	2009-DeSotoPD-S-MYG-Yr1-0043
City of Iowa Park - Police Department	2009-lowapaPD-S-SYG-0251
City of Kingsville - Police Department	2009-kingsvPD-S-SYG-0235
City of Nacogdoches	2009-Nacogdoc-S-SYG-0135
Town of Pantego Police Department	2009-PantegoP-S-SYG-0289
City of Rosenberg Police Department	2009-RosenbPD-S-SYG-0171
City of Selma	2009-SelmaPD-S-SYG-0183
Travis County Sheriff's Office	2009-Travis C-S-SYG-0153
City of Uvalde	2009-UvaldePD-S-SYG-0276
City of Weatherford Police Department	2009-Weatherf-S-SYG-0158
City of Willis	2009-Willis P-S-MYG-Yr1-0114

**Financial Information:**

Fund Source	# Projects	Federal Funding	State Funding	Program Income	Local Match	Project Total
402 PT	15	Planned: \$223,063.82			\$65,662.31	\$288,726.13
	14	Actuals: \$187,048.62			\$57,913.56	\$244,962.18

**FY 2009 Traffic Safety Funds  
Program Area Expenditure Summary**

**PT - 07**

**Police Traffic Services**

Task	# Proj	Total	FEDERAL					MATCH		Fed. 402 to Local	
			402	405	406	408	410	2010	STATE		INCOME
<i>Program Management</i>	<i>Planned:</i> 1	\$1,199,570.10	\$1,075,560.10							\$124,010.00	
	<i>Actual:</i> 1	\$1,166,331.55	\$1,040,299.29							\$126,032.26	
<i>Enforcement</i>	<i>Planned:</i> 92	\$18,370,694.58	\$11,748,018.64							\$6,622,675.94	\$11,748,018.64
	<i>Actual:</i> 91	\$17,594,793.65	\$10,934,440.71							\$6,660,352.94	\$10,934,440.71
<i>Evaluation</i>											
<i>PI&amp;E</i>											
<i>Training</i>											
<b>TOTALS:</b>	<i>Planned:</i> 94	\$19,609,232.89	\$12,858,423.74							\$6,750,809.15	\$34,845.00
	<i>Actual:</i> 92	\$18,761,125.20	\$11,974,740.00							\$6,786,385.20	

**THIS PAGE INTENTIONALLY LEFT BLANK**

## Speed Control

SC - 08

### Goals

- To reduce the number of speed-related fatal and serious injury crashes

### Objectives

- Reduce the number of speed-related KAB crashes per 100M VMT from 9.93 (2007 CRIS) to 9.87

### Strategies

- *Identify best practices for speed deterrence when law enforcement is not present*
- *Identify best practices for speed deterrence when law enforcement is not present. Increase sustained enforcement.*

### Project Descriptions

**Task: Enforcement** **Speed Control SC - 08**

*Organization Name* **Texas Department of Transportation** *Division* TRF-TS *Project Number*  
**STEP 2009 SPEED**

*Title / Desc.* **STEP 2009 SPEED**

*Provide sustained speed enforcement to increase driver compliance with posted speed limits and to reduce the number of speed-related crashes. In addition, the Police Traffic Services (PTS) program area will conduct STEP-Comprehensive and STEP-Wave grants that involve increased speed enforcement.*

**Performance Measures**

Child Safety Seat citations	102
CMV Speed citations	93
Community events	62
DUI Minor arrests/citations	6
DWI arrests	70
HMV citations	90
ITC citations	125
Media exposures	110
Other arrests	490
Other citations	12,132
Presentations conducted	108
Public information and education materials distributed	45,070
Public information and education materials produced	4,726
Safety Belt citations	138
Speed citations	60,365
Speed related crashes	4,158
STEP Enforcement Hours	21,076

**Participating Organizations**

*Project #*

City of Carrollton	2009-CarrollPD-S-SYG-0140
City of Deer Park Police Department	2009-DeerPark-S-SYG-0067
County of Denton	2009-DentonCo-S-MYG-Yr1-0225
City of Farmers Branch - Police Department	2009-Farmers -S-MYG-Yr1-0112
Harrison County	2009-Harrison-S-SYG-0026
Hartley County	2009-HartleyC-S-SYG-0204
City of Humble - Police Department	2009-HumblePD-S-SYG-0143
City of Killeen - Police Department	2009-KilleenP-S-SYG-0226
City of Lewisville	2009-LewisvPD-S-MYG-Yr1-0242
City of Liberty - Police Department	2009-libertyP-S-SYG-0127
City of Mesquite	2009-Mesquite-S-MYG-Yr1-0080
Montgomery County	2009-MontgoSO-S-SYG-0008
City of Robstown	2009-Robstown-S-SYG-0193
City of Sealy	2009-sealy-S-SYG-0155
City of Stafford - Police Department	2009-StaffdPD-S-SYG-0090
City of Texas City Police Department	2009-TexasCit-S-MYG-Yr1-0145
City of Van Alstyne	2009-Van Alst-S-SYG-0118
City of Waskom	2009-Waskom-S-SYG-0028

**Financial Information:**

<i>Fund</i>	<i>Source</i>	<i># Projects</i>		<i>Federal Funding</i>	<i>State Funding</i>	<i>Program Income</i>	<i>Local Match</i>	<i>Project Total</i>
402	SC	18	<i>Planned:</i>	\$1,119,000.00			\$384,200.00	\$1,503,200.00
		18	<i>Actuals:</i>	\$840,050.99			\$288,319.24	\$1,128,370.23



**THIS PAGE INTENTIONALLY LEFT BLANK**



# Traffic Records

TR - 09

## Goals

- To improve the timeliness of, quality of, availability of, and linkages of records between crash data bases

## Objectives

- Reduce the number of days to report local crash data electronically to CRIS after occurrence from Small pilot group of Texas Highway Patrol Officers in Austin are currently entering crash reports via WDE to Local crash data reported electronically to CRIS no later than 10 days after occurrence
- Reduce the number of days for Crash Records Information System (CRIS) to report crash data after occurrence from 2001 is the most recently certified crash data available. This will change drastically when the 2003-2007 crash data is reconciled. From receipt of the crash to TxDOT, It takes 10 days for data to be available electronically (2007) to Crash data available electronically to TxDOT within 60 days of the event (CRIS)

## Strategies

- Link Texas Department of State Health Services, Transportation, and Public Safety databases.
- Improve local databases and their ability to electronically transmit crash data to the Department of State Health Services and Public Safety

## Project Descriptions

Task: <b>Program Management</b>		<b>Traffic Records TR - 09</b>					
Organization Name	Division	Project Number					
<b>Cambridge Systematics</b>	TRF-TS	<b>TRF-TS Traffic Records Support</b>					
<b>Title / Desc. Traffic Records Support Project</b>							
<i>Cambridge Systematics will act as a consultant on the Texas Traffic Safety Information Systems Plan.</i>							
<b>Performance Objectives</b>		<u>Target</u>	<u>Actual</u>	<u>Met?</u>			
Assist the TxDOT Traffic Safety Section coordinator with updates to the TRCC charter, membership, and oversight of Section 408 funded projects		1	1	<input checked="" type="checkbox"/>			
Assist the Traffic Records Coordinating Committee by scheduling regular meetings, recruiting additional partners, and establishing working groups to address specific data and systems issues		1	1	<input checked="" type="checkbox"/>			
<b>Financial Information:</b>							
<u>Fund</u>	<u>Source</u>	<u># Projects</u>	<u>Federal Funding</u>	<u>State Funding</u>	<u>Program Income</u>	<u>Local Match</u>	<u>Project Total</u>
408	K9	1	<i>Planned:</i> \$90,000.00				\$90,000.00
		1	<i>Actuals:</i> \$36,233.71				\$36,233.71

**Task: Program Management** **Traffic Records TR - 09**

Organization Name **Texas Department of State Health Services - ISG** Division TRF-TS Project Number **2009-TDSHS-IS-G-SYG-0355**

Title / Desc. **Trauma Registry Improvement Project**

The purpose of this project is to implement a process for replacing the current EMS/Trauma Registry at the Texas Department of State Health Services.

**Strategies Addressed**

- Improve local databases and their ability to electronically transmit crash data to the Department of State Health Services and Public Safety
- Link Texas Department of State Health Services, Transportation, and Public Safety databases

**Performance Objectives**

	<u>Target</u>	<u>Actual</u>	<u>Met?</u>
▪ Create Project Charter	1	2	☑
▪ Decrease Current Registry performance issues	18	20	☑
▪ Create Public use data files for 2005-2007	5	22	☑
▪ Create Project Management Documents/Schedules	4	27	☑
▪ Create Map and Report RFO/DBITS	1	4	☑
▪ Create Management Plan	1	2	☑
▪ Attend TRCC and provide updates on Registry	4	1	☐
▪ Create Risk Management Plan	1	7	☑
▪ Establish Working relationship with external Texas EMS/Trauma Registry stakeholders	1	3	☑
▪ Create MS Project Plan using MS Project	1	2	☑
▪ Create Map and Report work breakdown structure	1	2	☑
▪ Create Map and Report Documents	1	2	☑
▪ Create Change Control System	1	4	☑
▪ Coordinate EMS/Trauma Registry data analysis and results	2	11	☑
▪ Conduct Map and Report Study	4	11	☑
▪ Create Use Case Model	1	4	☑
▪ Produce Data Report related to traffic safety	1	6	☑
▪ Provide Documentation of current system architecture	10	32	☑
▪ Provide Project Management Services	5	40	☑
▪ Provide Current EMS/Trauma Registry Analysis	5	19	☑
▪ Produce Functional Crystal Reports	30	32	☑
▪ Produce Meeting Agendas & Status Reports	12	12	☑
▪ Produce Future Registry System Requirements	5	13	☑
▪ Develop Existing and conceptual registry models	5	16	☑
▪ Produce Correction of identified registry defects	1	7	☑
▪ Develop Quality Assurance Plan	9	10	☑
▪ Produce Business Analysis Model	1	5	☑
▪ Participate Monthly Map and Report meetings	10	8	☐
▪ Manage Monthly and Yearly Data Moves	10	5	☐
▪ Manage Injury Surveillance Program which includes the EMS/Trauma Registry Program	1	16	☑
▪ Identify System components and interrelationships	1	2	☑
▪ Support Budget	1	9	☑
▪ Produce Current System Data Flow Diagram	5	21	☑

**Financial Information:**

Fund Source	# Projects	Federal Funding	State Funding	Program Income	Local Match	Project Total
408 K9	1	Planned: \$595,375.02			\$89,573.10	\$684,948.12

1 Actuals: \$435,538.87

\$89,573.10

\$525,111.97

Task: <b>Program Management</b>				Traffic Records <b>TR - 09</b>			
Organization Name		Division TRF-TS		Project Number			
<b>Texas Department of Transportation</b>				<b>TRF-TS Crash Records Operations</b>			
Title / Desc. <b>Crash Records Operations</b>							
Support and enhance the statewide data system CRIS (Crash Records Information System) which provides timely and effective data analysis to support allocation of highway safety resources.							
Performance Objectives				<u>Target</u>	<u>Actual</u>	<u>Met?</u>	
▪ Enhance the Crash Records Information System (CRIS)				1	1	<input checked="" type="checkbox"/>	
▪ Support the operations of the Crash Records section				1	1	<input checked="" type="checkbox"/>	
Financial Information:							
Fund	Source	# Projects	Federal Funding	State Funding	Program Income	Local Match	Project Total
408	K9	4	Planned: \$1,260,985.00	\$3,538,592.00			\$4,799,577.00
		4	Actuals: \$214,840.00	\$2,503,297.15			\$2,718,137.15

Task: <b>Evaluation</b>				Traffic Records <b>TR - 09</b>			
Organization Name		District HOU		Project Number			
<b>Baylor College of Medicine</b>				<b>2009-BaylorCM-G-SYG-0096</b>			
Title / Desc. <b>Houston Trauma LINK (Linking Information Networking Knowledge)</b>							
A Coalition of over 25 organizations work together to share pediatric crash data. Baylor is the coordinating agency that conducts annual data request, analysis, and mapping as driven by the Coalition.							
Strategies Addressed							
- Link Texas Department of State Health Services, Transportation, and Public Safety databases							
Performance Objectives				<u>Target</u>	<u>Actual</u>	<u>Met?</u>	
▪ Produce fact sheets and geo-coded maps on transportation-related crashes				5	6	<input checked="" type="checkbox"/>	
▪ Conduct Coalition meetings				6	5	<input type="checkbox"/>	
▪ Conduct data linkages (where possible) and analysis of data sources collected				4	6	<input checked="" type="checkbox"/>	
▪ Collect annual data sources				4	5	<input checked="" type="checkbox"/>	
Financial Information:							
Fund	Source	# Projects	Federal Funding	State Funding	Program Income	Local Match	Project Total
402	TR	1	Planned: \$72,644.50			\$13,563.94	\$86,208.44
		1	Actuals: \$70,096.81			\$13,145.22	\$83,242.03

## FY 2009 Traffic Safety Funds Program Area Expenditure Summary

**TR - 09**

### Traffic Records

Task	# Proj	Total	FEDERAL					MATCH		Fed. 402 to Local			
			402	405	406	408	410	2010	STATE		INCOME	LOCAL	
<i>Program Management</i>	Planned: 6	\$5,574,525.12				\$1,946,360.02					\$3,538,592.00	\$89,573.10	
	Actual: 6	\$3,279,482.83				\$686,612.58					\$2,503,297.15	\$89,573.10	
<i>Enforcement</i>													
<i>Evaluation</i>	Planned: 1	\$86,208.44	\$72,644.50									\$13,563.94	\$72,644.50
	Actual: 1	\$83,242.03	\$70,096.81									\$13,145.22	\$70,096.81
<i>PI&amp;E</i>													
<i>Training</i>													
<b>TOTALS:</b>	Planned: 7	\$5,660,733.56	\$72,644.50			\$1,946,360.02					\$3,538,592.00	\$103,137.04	\$72,644.50
	Actual: 7	\$3,362,724.86	\$70,096.81			\$686,612.58					\$2,503,297.15	\$102,718.32	\$70,096.81

# Driver Education and Behavior DE - 10

## Goals

- To increase public knowledge, perception and understanding of traffic safety

## Objectives

- Maintain 20 million people reached with traffic safety messages

## Strategies

- *Develop and implement public information and education efforts on traffic safety issues*
- *Provide assistance to update the drivers' education curriculum*
- *Conduct and assist local, state and national traffic safety campaigns*

## Project Descriptions

<i>Task: PI&amp;E</i>	<b>Driver Education and Behavior DE - 10</b>
-----------------------	--

<i>Organization Name</i> <b>City of Pharr</b>	<i>District</i> PHR	<i>Project Number</i> <b>2009-PharrPD-G-SYG-0095</b>
--	---------------------	---

### *Title / Desc. EI Protector*

*The Pharr Police Department will provide traffic safety education to a large portion of our community who does not speak or write the english language.*

### *Strategies Addressed*

- Ensure availability of program and project management training
- Review and update program procedures as needed
- Conduct periodic project monitoring and evaluation of traffic safety activities
- Perform accurate accounting and efficient reimbursement proces
- Expand "EI Protector" and keep concentration on alcohol
- Develop innovative ways and programs to combat underage drinking and driving
- Improve education programs on alcohol and driving for youth
- Improve anti-DWI public information and education campaigns
- Increase EMS involvement in local community safety efforts
- Improve public information and education on the value of not operating a motorcycle while under the influence of alcohol and/or other drugs
- Improve public information and education on the value of wearing a helmet
- Increase occupant protection education and training for law enforcement and judges
- Maintain CPS seat distribution programs for low income families
- Increase EMS/fire department involvement in CPS fitting stations
- Increase training opportunities for CPS instructors
- Improve public education and information on pedestrians and "safe walking"
- Increase motorist awareness for sharing the road with bicyclists
- Increase public information and education on sharing the road with commercial motor vehicles (CMV)
- Identify best practices for speed deterrence when law enforcement is not present
- Improve local databases and their ability to electronically transmit crash data to the Department of State Health Services and Public Safety
- Conduct and assist local, state and national traffic safety campaigns
- Develop and implement public information and education efforts on traffic safety issues
- Provide safe school bus operation training for school bus drivers in both English and Spanish
- Support the Safe Communities process
- Provide public information and education campaigns to promote safe motor vehicle operations around school buses

<i>Performance Objectives</i>	<u>Target</u>	<u>Actual</u>	<u>Met?</u>
▪ Conduct Community outreach presentations to schools, civic groups, businesses, and health fairs	200	158	<input type="checkbox"/>

### *Financial Information:*

<i>Fund Source</i>	<i># Projects</i>	<i>Federal Funding</i>	<i>State Funding</i>	<i>Program Income</i>	<i>Local Match</i>	<i>Project Total</i>
402 DE	1	<i>Planned:</i> \$54,454.35			\$6,549.25	\$61,003.60
	1	<i>Actuals:</i> \$49,201.95			\$8,203.72	\$57,405.67

Task: **PI&E** Driver Education and Behavior DE - 10

Organization Name **Hillcrest Baptist Medical Center-Hillcrest** District WAC Project Number  
**2009-Hillcrest-G-SYG-0108**

Title / Desc. **SeniorSafe**

Senior Safe Program will reach drivers over the age of 55 (as well as their families, physicians and service providers) on traffic safety issues and provide self-assessment on driving ability.

Strategies Addressed

- Conduct and assist local, state and national traffic safety campaigns
- Develop and implement public information and education efforts on traffic safety issues

Performance Objectives

	<u>Target</u>	<u>Actual</u>	<u>Met?</u>
▪ Develop Traffic Safety displays for 55+ throughout Bell County	3	23	☑
▪ Conduct Driver assessment programs for 55+ throughout service area	8	95	☑
▪ Conduct Traffic Safety programs for family/caregivers of 55+ in 10 locations throughout service area	10	22	☑
▪ Conduct Traffic Safety programs for +55 in at least 16 locations throughout the service area	16	69	☑
▪ Conduct Traffic Safety programs for physicians/service providers of +55 throughout the service area	16	24	☑
▪ Develop Traffic Safety displays for 55+ throughout Bosque County	2	19	☑
▪ Develop Traffic Safety displays for 55+ throughout Coryell County	2	16	☑
▪ Develop Traffic Safety displays for 55+ throughout Falls County	2	18	☑
▪ Conduct CarFit driver vehicle assessment programs for 55+ throughout service area	2	7	☑
▪ Develop Traffic Safety displays for 55+ throughout Limestone County	2	35	☑
▪ Produce SeniorSafe newsletters (1 for Fall/1 for Spring) for 16 service providers throughout service area	2	4	☑
▪ Develop Traffic Safety displays for 55+ throughout McLennan County	4	69	☑
▪ Distribute Traffic safety concerns for 55+ packets to DPS employees throughout service area	200	510	☑
▪ Distribute Traffic safety educational packets to physicians/service providers of +55 throughout service area	200	435	☑
▪ Distribute Traffic safety educational packets to families/caregivers of +55 throughout service area	1,000	1,778	☑
▪ Distribute Traffic safety educational packets to +55 throughout service area	2,000	3,954	☑
▪ Establish Relationships with community resource agencies or groups throughout service area	10	57	☑
▪ Produce SeniorSafe Program Website	1	2	☑
▪ Develop Traffic Safety displays for 55+ throughout Hill County	2	17	☑

Financial Information:

Fund	Source	#	Projects	Federal Funding	State Funding	Program Income	Local Match	Project Total
406	K4DE	1	Planned:	\$71,484.12			\$29,449.00	\$100,933.12
		1	Actuals:	\$67,665.29			\$32,927.35	\$100,592.64

**Task: PI&E** **Driver Education and Behavior DE - 10**

Organization Name **National Safety Council** Division TRF-TS Project Number **2009-NSC-G-MYG-Yr1-0005**

Title / Desc. **OUR DRIVING CONCERN -- Texas Employer Traffic Safety Program**

*Outreach to employers to implement best practice programs and policies to reduce risky substance use and promote safe driving practices among employees and their families, on- and off-the-job.*

**Strategies Addressed**

- Increase intervention efforts
- Improve anti-DWI public information and education campaigns

**Performance Objectives**

	<u>Target</u>	<u>Actual</u>	<u>Met?</u>
▪ Manage Employer Network Mailing List Members and Links Between TxDOT Resources and Employers	4,500	28,742	☑
▪ Evaluate Annual Changes in Employer Commitment and Involvement in Best Practices Prevention	1	1	☑
▪ Educate Employer Attendees at Texas Safety Conference & Expo	400	430	☑
▪ Distribute TxDOT Holiday Campaign Materials to Employer Locations	4,000	5,200	☑
▪ Distribute A 4-Drop Sequential Mailing to Texas Employers	4,000	8,000	☑
▪ Distribute Online Code for Weekly "Texas Challenge" Multi-Media, Interactive Traffic Safety Q&As	1	1	☑
▪ Develop Weekly "Texas Challenge" Multi-Media, Interactive Traffic Safety Q&As	52	156	☑
▪ Develop Professional Development Webcast Presentations	5	3	☐
▪ Conduct Professional Development Webcasts for Safety, Fleet, HR, Other Managers	4	7	☑
▪ Conduct Advisory Group Meetings	3	7	☑

**Financial Information:**

Fund	Source	# Projects		Federal Funding	State Funding	Program Income	Local Match	Project Total
406	K4DE	1	Planned:	\$595,111.64			\$76,273.63	\$671,385.27
		1	Actuals:	\$478,817.60			\$73,390.21	\$552,207.81

**Task: PI&E** **Driver Education and Behavior DE - 10**

Organization Name **Sherry Matthews Advocacy Marketing** Division TRF-TS Project Number **2009-SMAM-G-MYG-Yr1-0235**

Title / Desc. **Save A Life Summit**

*An annual traffic safety conference where traffic safety professionals and advocates gather to speak, teach, network, and share challenges and success stories from their communities.*

**Strategies Addressed**

- Conduct and assist local, state and national traffic safety campaigns
- Develop and implement public information and education efforts on traffic safety issues

**Project Notes**

*Please refer to the Paid Media Section for performance details*

**Financial Information:**

Fund	Source	# Projects		Federal Funding	State Funding	Program Income	Local Match	Project Total
406	K4DE	1	Planned:	\$231,800.00			\$57,950.00	\$289,750.00
		1	Actuals:	\$231,795.20			\$164,752.00	\$396,547.20

<b>Task: PI&amp;E</b>				<b>Driver Education and Behavior DE - 10</b>				
<i>Organization Name</i> <b>Sherry Matthews Advocacy Marketing</b>			<i>Division</i> TRF-TS			<i>Project Number</i> <b>2009-SMAM-G-SYG-0143</b>		
<i>Title / Desc.</i> <b>Alternate Outdoor Media Campaign</b> Effort to use unconventional out-of-home advertisements to disseminate traffic safety messages								
<i>Strategies Addressed</i> - Develop and implement public information and education efforts on traffic safety issues								
<i>Project Notes</i> Please refer to the Paid Media Section for performance details								
<i>Financial Information:</i>								
<i>Fund</i>	<i>Source</i>	<i>#</i>	<i>Projects</i>	<i>Federal Funding</i>	<i>State Funding</i>	<i>Program Income</i>	<i>Local Match</i>	<i>Project Total</i>
406	K4DE	1	<i>Planned:</i>	\$217,075.00			\$24,120.00	\$241,195.00
		1	<i>Actuals:</i>	\$356,160.53			\$50,686.00	\$406,846.53

<b>Task: PI&amp;E</b>				<b>Driver Education and Behavior DE - 10</b>				
<i>Organization Name</i> <b>Sherry Matthews Advocacy Marketing</b>			<i>Division</i> TRF-TS			<i>Project Number</i> <b>2009-SMAM-G-SYG-0163</b>		
<i>Title / Desc.</i> <b>Public Information &amp; Education Materials</b> Educational materials and promotional items covering multiple traffic safety topics, such as occupant protection, drunk driving prevention, unsafe speed and teen driver safety								
<i>Strategies Addressed</i> - Conduct and assist local, state and national traffic safety campaigns - Develop and implement public information and education efforts on traffic safety issues								
<i>Project Notes</i> Please refer to the Paid Media Section for performance details								
<i>Financial Information:</i>								
<i>Fund</i>	<i>Source</i>	<i>#</i>	<i>Projects</i>	<i>Federal Funding</i>	<i>State Funding</i>	<i>Program Income</i>	<i>Local Match</i>	<i>Project Total</i>
406	K4DE	1	<i>Planned:</i>	\$350,000.00			\$350,000.00	\$700,000.00
		1	<i>Actuals:</i>	\$350,000.00				\$350,000.00

<b>Task: PI&amp;E</b>				<b>Driver Education and Behavior DE - 10</b>				
<i>Organization Name</i> <b>Sherry Matthews Advocacy Marketing</b>			<i>Division</i> TRF-TS			<i>Project Number</i> <b>2009-SMAM-G-SYG-0166</b>		
<i>Title / Desc.</i> <b>On The Road in Texas Radio News Features</b> Radio series to produce and broadcast 60-second radio news features on a variety of traffic safety topics, aired on 200+ stations at no charge								
<i>Strategies Addressed</i> - Develop and implement public information and education efforts on traffic safety issues								
<i>Project Notes</i> Please refer to the Paid Media Section for performance details								
<i>Financial Information:</i>								
<i>Fund</i>	<i>Source</i>	<i>#</i>	<i>Projects</i>	<i>Federal Funding</i>	<i>State Funding</i>	<i>Program Income</i>	<i>Local Match</i>	<i>Project Total</i>
406	K4DE	1	<i>Planned:</i>	\$136,856.00			\$162,569.00	\$299,425.00
		1	<i>Actuals:</i>	\$136,979.77			\$459,096.00	\$596,075.77



<b>Task: PI&amp;E</b>		<b>Driver Education and Behavior DE - 10</b>						
Organization Name		Division TRF-TS				Project Number		
<b>Sherry Matthews Advocacy Marketing</b>						<b>2009-SMAM-G-SYG-0239</b>		
Title / Desc. <b>Reality TV, Z-Generation: Fashioning Future Drivers</b>								
Set of three reality-based TV spots distributed through online networks, classroom networks and integrated into a longer middle school assembly program								
Strategies Addressed								
- Develop and implement public information and education efforts on traffic safety issues								
Project Notes								
Please refer to the Paid Media Section for performance details								
Financial Information:								
Fund	Source	#	Projects	Federal Funding	State Funding	Program Income	Local Match	Project Total
406	K4DE	1	Planned:	\$415,000.00			\$90,645.00	\$505,645.00
		1	Actuals:	\$135,891.11			\$111,202.00	\$247,093.11

<b>Task: PI&amp;E</b>		<b>Driver Education and Behavior DE - 10</b>						
Organization Name		Division TRF-TS				Project Number		
<b>Sherry Matthews Advocacy Marketing</b>						<b>2009-SMAM-G-SYG-0241</b>		
Title / Desc. <b>Texas Driver's Quiz Television News Features</b>								
Aired for free on local TV newscasts in Texas, this series of English and Spanish news segments uses an interactive question-and-answer format to educate the public on traffic safety issues.								
Strategies Addressed								
- Develop and implement public information and education efforts on traffic safety issues								
Project Notes								
Please refer to the Paid Media Section for performance details								
Financial Information:								
Fund	Source	#	Projects	Federal Funding	State Funding	Program Income	Local Match	Project Total
406	K4DE	1	Planned:	\$290,796.00			\$203,135.00	\$493,931.00
		1	Actuals:	\$289,300.00			\$707,850.00	\$997,150.00

<b>Task: PI&amp;E</b>		<b>Driver Education and Behavior DE - 10</b>						
Organization Name		Division TRF-TS				Project Number		
<b>Sherry Matthews Advocacy Marketing</b>						<b>2009-SMAM-G-SYG-0298</b>		
Title / Desc. <b>Save a Life Project</b>								
To support statewide traffic safety public information and education efforts.								
Strategies Addressed								
- Develop and implement public information and education efforts on traffic safety issues								
Project Notes								
Please refer to the Paid Media Section for performance details								
Financial Information:								
Fund	Source	#	Projects	Federal Funding	State Funding	Program Income	Local Match	Project Total
402	DE	1	Planned:		\$1,464,653.35		\$162,740.00	\$1,627,393.35
		1	Actuals:		\$1,464,626.13		\$164,527.00	\$1,629,153.13

<b>Task: PI&amp;E</b>	<b>Driver Education and Behavior DE - 10</b>
-----------------------	--

Organization Name **Texas Municipal Courts Education Center**      Division TRF-TS      Project Number **2009-TMCEC-G-MYG-Yr1-0109**

**Title / Desc. Driving on the Right Side of the Road**

To infuse the study of traffic safety into early elementary, grades 4, 5, 7, 8, & H.S. govt. classes using the strategies of LRE & utilize municipal judges & court support staff as resources.

**Strategies Addressed**

- Develop innovative ways and programs to combat underage drinking and driving
- Increase public education and information, concentrating on youth age 5-13 and 14-20, including parent education on drinking and driving
- Concentrate efforts on historically low use populations
- Increase intervention efforts by healthcare professionals, teachers, and all safety advocates
- Increase public information and education campaigns
- Improve public education and information on pedestrians and "safe walking"
- Increase public information and education efforts on the use of safety equipment
- Develop and implement public information and education efforts on traffic safety issues

**Performance Objectives**

	<u>Target</u>	<u>Actual</u>	<u>Met?</u>
▪ Train municipal judges at TMCEC regional conferences on serving as a classroom resource	400	418	☑
▪ Train teacher trainers on the DRSR materials who will train local teachers at the regional ESC	40	36	☐
▪ Provide DRSR exhibits and distribute PI&E materials on the DRSR project to municipal courts & teachers	24	25	☑
▪ Provide DRSR Workshop For Teachers at the LRE Annual Conference	1	1	☑
▪ Produce newsletter pages for municipal judges & court support personnel on the DRSR program	8	9	☑
▪ Produce Computer-based instructional games on traffic safety for use in social studies classes	2	3	☑
▪ Develop sets of traffic safety lessons for social studies grades 5,8 and High School government	3	3	☑
▪ Create packet of train-the-trainer materials for teacher training workshops, including web-based materials	1	1	☑
▪ Conduct teacher training workshops at Education Service Centers	20	23	☑

**Financial Information:**

Fund	Source	# Projects		Federal Funding	State Funding	Program Income	Local Match	Project Total
406	K4DE	1	Planned:	\$292,501.63			\$56,273.12	\$348,774.75
		1	Actuals:	\$200,403.14			\$57,785.12	\$258,188.26

**Task: PI&E** **Driver Education and Behavior DE - 10**

*Organization Name* **Texas Transportation Institute** *Division* TRF-TS *Project Number*  
**2009-TTI-G-MYG-Yr1-0256**

*Title / Desc.* **Teens in the Driver Seat Campaign**

*This 3-year project will maintain the teen peer-to-peer safety program, as well as create a new outreach element each year:  
1) FY 2009 = parents; 2) FY 2010 = tweens; 3) 2011 = college students.*

*Strategies Addressed*

- Conduct and assist local, state and national traffic safety campaigns
- Develop and implement public information and education efforts on traffic safety issues

*Performance Objectives*

	<i>Target</i>	<i>Actual</i>	<i>Met?</i>
▪ Increase Total number of students reached the TDS Program in TX	175,000	218,484	☑
▪ Increase Total number of students participating in TDS resource development and distribution in TX	1,300	2,076	☑
▪ Increase Total number of schools participating in TDS Program in Texas	125	182	☑
▪ Increase Seat belt use teens in the front seat at TDS Program schools	70 %	180 %	☑
▪ Increase Seat belt use teens in the back seat at TDS Program schools	50	120	☑
▪ Distribute Total pre- and post-TDS Program assessments in TX	4,000	16,525	☑
▪ Demonstrate TDS Program Schools being aware of the top teen driving risk factors	50 %	120 %	☑
▪ Decrease Teen drivers w/teen passengers w/o an adult at TDS Program schools	70 %	20 %	☐
▪ Decrease Teen drivers using wireless devices at TDS schools	50 %	12 %	☐
▪ Conduct Focus groups with teens	3	6	☑
▪ Collect Total pre- and post-TDS Program surveys in TX	2,000	15,648	☑
▪ Acquire Media exposures for the TDS Program	100	12,594	☑
▪ Acquire Partnerships for the TDS Program that aid grassroots contacts for the program	10	22	☑

*Financial Information:*

<i>Fund Source</i>	<i># Projects</i>	<i>Federal Funding</i>	<i>State Funding</i>	<i>Program Income</i>	<i>Local Match</i>	<i>Project Total</i>
406 K4DE	1	<i>Planned:</i> \$994,959.55			\$174,212.87	\$1,169,172.42
	1	<i>Actuals:</i> \$897,793.61			\$181,115.52	\$1,078,909.13

**Task: PI&E** **Driver Education and Behavior DE - 10**

Organization Name **Texas Transportation Institute** Division TRF-TS Project Number **2009-TTI-G-SYG-0215**

Title / Desc. **"K - 8" Traffic Safety Education Program Implementation**  
 Develop and implement public information and education efforts on traffic safety issues

Strategies Addressed  
 - Develop and implement public information and education efforts on traffic safety issues

Performance Objectives	Target	Actual	Met?
▪ Produce ready-to-use curriculum packet for each of the three modules	1	1	<input checked="" type="checkbox"/>
▪ Distribute curriculum packets to each of the Texas Education Agency (TEA) Region Service Centers	40	0	<input type="checkbox"/>
▪ Develop website that markets and makes available for order the curriculum modules	1	3	<input checked="" type="checkbox"/>
▪ Create traffic safety education curriculum modules developing a logo and accompanying graphics	3	4	<input checked="" type="checkbox"/>

Project Notes  
 Distribution of the curriculum did not occur this fiscal year. The curriculum packets will be made available to the Texas Education Agency for distribution in FY2010.

Financial Information:

Fund	Source	# Projects	Federal Funding	State Funding	Program Income	Local Match	Project Total
406	K4DE	1	Planned: \$27,441.52			\$3,089.52	\$30,531.04
		1	Actuals: \$16,228.51			\$2,026.90	\$18,255.41

**Task: PI&E** **Driver Education and Behavior DE - 10**

Organization Name **Texas Transportation Institute** District BRY Project Number **2009-TTI-G-SYG-0287**

Title / Desc. **Baseline Assessment and Communications Plan for the Texas "Move Over Act"**  
 Develop and implement public information and education efforts on traffic safety issues.

Strategies Addressed  
 - Develop and implement public information and education efforts on traffic safety issues

Performance Objectives	Target	Actual	Met?
▪ Provide final Project Report and Communications Plan for the Texas Move Over Act to TxDOT	1	1	<input checked="" type="checkbox"/>
▪ Identify set of outreach mechanisms used in the U.S. for improving public awareness of move-over laws	1	1	<input checked="" type="checkbox"/>
▪ Evaluate current public compliance with the Texas Move Over Act in the TxDOT Bryan District	1	1	<input checked="" type="checkbox"/>
▪ Develop survey for current public awareness & understanding of the TX Move Over Act in the TxDOT Bryan Dist	1	1	<input checked="" type="checkbox"/>
▪ Develop draft Project Report on baseline public awareness/understanding/compliance with TX Move Over Act	1	1	<input checked="" type="checkbox"/>
▪ Develop draft Communications Plan for statewide implementation of public education & outreach mechanisms	1	1	<input checked="" type="checkbox"/>
▪ Conduct focus group and prioritize public education and outreach mechanisms for the Texas Move Over Act	1	1	<input checked="" type="checkbox"/>

Financial Information:

Fund	Source	# Projects	Federal Funding	State Funding	Program Income	Local Match	Project Total
406	K4DE	1	Planned: \$143,602.15			\$16,109.22	\$159,711.37
		1	Actuals: \$143,591.86			\$16,174.92	\$159,766.78

<b>Task: PI&amp;E</b>		<b>Driver Education and Behavior DE - 10</b>						
Organization Name <b>ThinkStreet</b>		Division TRF-TS			Project Number <b>2009-ThinkSt-G-SYG-0394</b>			
Title / Desc. <b>Safe State Funds</b>								
State Funds								
Strategies Addressed								
- Develop and implement public information and education efforts on traffic safety issues								
Project Notes								
Please refer to the Paid Media Section for performance details								
Financial Information:								
Fund	Source	#	Projects	Federal Funding	State Funding	Program Income	Local Match	Project Total
402	DE	1	Planned:		\$400,000.00		\$46,910.48	\$446,910.48
		1	Actuals:		\$399,836.49		\$525,000.00	\$924,836.49

<b>Task: Training</b>		<b>Driver Education and Behavior DE - 10</b>							
Organization Name <b>Austin Independent School District</b>		District AUS			Project Number <b>2009-AISD-G-SYG-0344</b>				
Title / Desc. <b>AISD Afterschool Driver Education Program</b>									
Driver's Education classes will serve 400 students as a part of AISD outside-of-school programs at Reagan, Travis, Akins, Lanier and Johnston high schools.									
Strategies Addressed									
<ul style="list-style-type: none"> <li>- Ensure availability of program and project management training</li> <li>- Perform accurate accounting and efficient reimbursement processing</li> <li>- Increase public education and information, concentrating on youth age 5-13 and 14-20, including parent education on drinking and driving</li> <li>- Improve education programs on alcohol and driving for youth</li> <li>- Improve public information and education on the value of not operating a motorcycle while under the influence of alcohol and/or other drugs</li> <li>- Improve public information and education on the value of wearing a helmet</li> <li>- Concentrate efforts on historically low use populations</li> <li>- Improve public education and information on pedestrians and "safe walking"</li> <li>- Increase motorist awareness for sharing the road with bicyclists</li> <li>- Conduct and assist local, state and national traffic safety campaigns</li> <li>- Develop and implement public information and education efforts on traffic safety issues</li> <li>- Increase public education and Information campaigns</li> <li>- Increase public education and information on traffic safety in work zones</li> <li>- Provide management support to implement community traffic safety programs</li> <li>- Provide public information and education campaigns to promote safe motor vehicle operations around school buses</li> </ul>									
Performance Objectives									
							<u>Target</u>	<u>Actual</u>	<u>Met?</u>
▪ Educate students in driver's education, for which certificates will be issued							400	762	<input checked="" type="checkbox"/>
Financial Information:									
Fund	Source	#	Projects	Federal Funding	State Funding	Program Income	Local Match	Project Total	
406	K4DE	1	Planned:	\$22,253.87			\$21,794.96	\$44,048.83	
		1	Actuals:	\$19,201.35			\$30,301.11	\$49,502.46	

<b>Task: Training</b>				<b>Driver Education and Behavior DE - 10</b>			
<i>Organization Name</i>			<i>District</i> LBB		<i>Project Number</i>		
<b>City of Lubbock Parks &amp; Recreation</b>					<b>2009-LubbockP-G-SYG-0338</b>		
<i>Title / Desc.</i> <b>Safety City - "Teaching Kids to Be Street Smart."</b>							
To teach preschool through sixth grade students pedestrian and bicycle safety.							
<i>Strategies Addressed</i>							
- Develop and implement public information and education efforts on traffic safety issues							
<i>Performance Objectives</i>				<u>Target</u>	<u>Actual</u>	<u>Met?</u>	
▪ Educate school age children in pedestrian, bicycle, traffic safety and railroad				7,500	9,236	<input checked="" type="checkbox"/>	
<i>Financial Information:</i>							
<i>Fund Source</i>	<i># Projects</i>		<i>Federal Funding</i>	<i>State Funding</i>	<i>Program Income</i>	<i>Local Match</i>	<i>Project Total</i>
406 K4DE	1	<i>Planned:</i>	\$29,672.00			\$26,612.00	\$56,284.00
	1	<i>Actuals:</i>	\$27,897.76			\$26,160.96	\$54,058.72

<b>Task: Training</b>				<b>Driver Education and Behavior DE - 10</b>			
<i>Organization Name</i>			<i>Division</i> TRF-TS		<i>Project Number</i>		
<b>Education Service Center, Region VI</b>					<b>2009-ESCVI-G-MYG-Yr1-0147</b>		
<i>Title / Desc.</i> <b>Driver Awareness Program for Adults.</b>							
This is a 6 hour safety program for adults identified as under educated by federal guidelines. We will teach Adult Basic Education, Adult Secondary Education & English as a Second Language learners.							
<i>Strategies Addressed</i>							
- Develop and implement public information and education efforts on traffic safety issues							
<i>Performance Objectives</i>				<u>Target</u>	<u>Actual</u>	<u>Met?</u>	
▪ Teach Adult Basic Education and ESL students in the Driver Awareness Program				2,000	2,156	<input checked="" type="checkbox"/>	
▪ Revise Teacher resource binder to consist of lessons, activities, and answer keys				1	1	<input checked="" type="checkbox"/>	
▪ Identify Adult Basic Education and ESL classes that will offer the six hour program				75	79	<input checked="" type="checkbox"/>	
▪ Complete Plan of Administrative and General Grant Requirements				1	1	<input checked="" type="checkbox"/>	
▪ Analyze Participant Evaluations to determine the overall affectiveness of the Driver Awareness Program				1,500	1,888	<input checked="" type="checkbox"/>	
<i>Financial Information:</i>							
<i>Fund Source</i>	<i># Projects</i>		<i>Federal Funding</i>	<i>State Funding</i>	<i>Program Income</i>	<i>Local Match</i>	<i>Project Total</i>
406 K4DE	1	<i>Planned:</i>	\$125,271.97			\$39,979.53	\$165,251.50
	1	<i>Actuals:</i>	\$123,983.58			\$148,136.30	\$272,119.88

<b>Task: Training</b>		<b>Driver Education and Behavior DE - 10</b>							
<i>Organization Name</i> <b>Education Service Center, Region VI</b>		<i>Division</i> TRF-TS			<i>Project Number</i> <b>2009-ESCVI-G-SYG-0069</b>				
<i>Title / Desc.</i> <b>Effective Teaching Strategies for the improvement of Teen Driver Education Programs.</b>									
<i>This program is designed to provide 8 Teen Driver Education staff development workshops to 300 teachers. These trainings will be presented by professional consultants and marketed statewide.</i>									
<i>Strategies Addressed</i>									
- Develop and implement public information and education efforts on traffic safety issues									
<i>Performance Objectives</i>							<u>Target</u>	<u>Actual</u>	<u>Met?</u>
▪ Train Driver Education Instructors							300	326	<input checked="" type="checkbox"/>
▪ Produce Report evaluating the effectiveness of the program							1	1	<input checked="" type="checkbox"/>
▪ Develop Set of content materials to use as training aids for classroom and in-car activities							1	2	<input checked="" type="checkbox"/>
▪ Conduct Teen Driver Education Workshops for Teachers							8	20	<input checked="" type="checkbox"/>
▪ Complete Plan of Administrative and General Grant Requirements							1	1	<input checked="" type="checkbox"/>
<i>Financial Information:</i>									
<i>Fund</i>	<i>Source</i>	<i>#</i>	<i>Projects</i>	<i>Federal Funding</i>	<i>State Funding</i>	<i>Program Income</i>	<i>Local Match</i>	<i>Project Total</i>	
406	K4DE	1	<i>Planned:</i>	\$82,237.98			\$15,539.53	\$97,777.51	
		1	<i>Actuals:</i>	\$80,147.05			\$38,649.80	\$118,796.85	

<b>Task: Training</b>		<b>Driver Education and Behavior DE - 10</b>							
<i>Organization Name</i> <b>Texas Education Agency</b>		<i>Division</i> TRF-TS			<i>Project Number</i> <b>2009-TEA-G-MYG-Yr1-0029</b>				
<i>Title / Desc.</i> <b>Traffic Safety Education Prevention Program (Grades 6th - 8th)</b>									
<i>The development of a Texas Safety Education Prevention Program (Grades 6th-8th) aligning with the core subjects' Texas Essential Knowledge and Skills for Texas middle school students.</i>									
<i>Strategies Addressed</i>									
- Increase public education and information, concentrating on youth age 5-13 and 14-20, including parent education on drinking and driving									
- Improve education programs on alcohol and driving for youth									
- Improve public information and education on the value of wearing a helmet									
- Improve public information and education on the value of not operating a motorcycle while under the influence of alcohol and/or other drugs									
- Increase public information and education campaigns									
- Improve public education and information on pedestrians and "safe walking"									
- Increase public information and education efforts on the use of safety equipment									
- Develop and implement public information and education efforts on traffic safety issues									
- Increase public education and information on traffic safety in work zones									
<i>Performance Objectives</i>							<u>Target</u>	<u>Actual</u>	<u>Met?</u>
▪ Develop Traffic Safety Education Prevention Program (Grades 6th - 8th)							1	1	<input checked="" type="checkbox"/>
▪ Complete administrative and general grant requirements							1	2	<input checked="" type="checkbox"/>
<i>Financial Information:</i>									
<i>Fund</i>	<i>Source</i>	<i>#</i>	<i>Projects</i>	<i>Federal Funding</i>	<i>State Funding</i>	<i>Program Income</i>	<i>Local Match</i>	<i>Project Total</i>	
406	K4DE	1	<i>Planned:</i>	\$67,140.00			\$8,657.50	\$75,797.50	
		1	<i>Actuals:</i>	\$67,140.00			\$9,429.20	\$76,569.20	

<b>Task: Training</b>	<b>Driver Education and Behavior DE - 10</b>
-----------------------	--

Organization Name <b>Texas Education Agency</b>	Division TRF-TS	Project Number <b>2009-TEA-G-MYG-Yr1-0130</b>
--	-----------------	--

Title / Desc. **Workshops for Defensive Driving (Driving Safety) Instructors and Personnel**

TEA oversees workshops to provide driving safety instructors and personnel current information and countermeasures to incorporate into driving safety (defensive driving) programs.

**Strategies Addressed**

- Increase public education and information, concentrating on youth age 5-13 and 14-20, including parent education on drinking and driving
- Improve public information and education on the value of not operating a motorcycle while under the influence of alcohol and/or other drugs
- Improve public information and education on the value of wearing a helmet
- Increase public information and education campaigns
- Improve public education and information on pedestrians and "safe walking"
- Increase motorist awareness for sharing the road with bicyclists
- Develop and implement public information and education efforts on traffic safety issues
- Increase public education and information on traffic safety in work zones

**Performance Objectives**

	<u>Target</u>	<u>Actual</u>	<u>Met?</u>
▪ Coordinate workshops for defensive driving (driving safety) instructors and personnel	6	11	<input checked="" type="checkbox"/>
▪ Complete administrative and general grant requirements	1	3	<input checked="" type="checkbox"/>

**Financial Information:**

Fund	Source	# Projects		Federal Funding	State Funding	Program Income	Local Match	Project Total
406	K4DE	1	Planned:	\$55,100.00			\$11,657.50	\$66,757.50
		1	Actuals:	\$55,100.00			\$16,004.28	\$71,104.28



**FY 2009 Traffic Safety Funds  
Program Area Expenditure Summary**

**DE - 10**

**Driver Education and Behavior**

Task	# Proj	Total	FEDERAL				MATCH		Fed. 402 to Local				
			402	405	406	408	410	2010		STATE	INCOME	LOCAL	
<i>Program Management</i>													
<i>Enforcement</i>													
<i>Evaluation</i>													
<i>PI&amp;E</i>	Planned: 15 Actual: 15	\$7,145,761.40 \$7,773,027.93	\$54,454.35 \$49,201.95		\$3,766,627.61 \$3,304,626.62					\$1,864,653.35 \$1,864,462.62		\$1,460,026.09 \$2,554,736.74	
<i>Training</i>	Planned: 6 Actual: 6	\$505,916.84 \$642,151.39			\$381,675.82 \$373,469.74							\$124,241.02 \$268,681.65	
<b>TOTALS:</b>	Planned: 21 Actual: 21	<b>\$7,651,678.24</b> <b>\$8,415,179.32</b>	<b>\$54,454.35</b> <b>\$49,201.95</b>		<b>\$4,148,303.43</b> <b>\$3,678,096.36</b>					<b>\$1,864,653.35</b> <b>\$1,864,462.62</b>		<b>\$1,584,267.11</b> <b>\$2,823,418.39</b>	

**THIS PAGE INTENTIONALLY LEFT BLANK**

# Railroad / Highway Crossing

RH - 11

## Goals

- To reduce KAB crashes at railroad/highway crossings

## Objectives

- Reduce the number of KAB crashes at railroad/highway crossings from 292 (2007 CRIS) to 275

## Strategies

- Educate law enforcement on laws governing railroad/highway crossings
- Increase public education and Information campaigns

## Project Descriptions

Task: <i>PI&amp;E</i>		Railroad / Highway Crossing RH - 11				
Organization Name		Division TRF-TS		Project Number		
<b>Texas Transportation Institute</b>				<b>2009-TTI-G-SYG-0282</b>		
Title / Desc. <b>Continued Highway-Rail Grade Crossing Law Enforcement and Judicial Training</b>						
Educate law enforcement on laws governing railroad/highway crossings and to increase public education and information campaigns.						
Strategies Addressed						
- Educate law enforcement on laws governing railroad/highway crossings						
- Increase public education and Information campaigns						
Performance Objectives						
			<u>Target</u>	<u>Actual</u>	<u>Met?</u>	
Purchase training videos and distribute to appropriate law enforcement and judiciary agencies			250	250	<input checked="" type="checkbox"/>	
Develop Training Material for distribution and determine remaining gaps			1	1	<input checked="" type="checkbox"/>	
Create distribution list of appropriate Justices of the Peace and non-municipal law enforcement agencies			1	1	<input checked="" type="checkbox"/>	
Complete survey and evaluate training materials			1	1	<input checked="" type="checkbox"/>	
Financial Information:						
<i>Fund Source</i>	<i># Projects</i>	<i>Federal Funding</i>	<i>State Funding</i>	<i>Program Income</i>	<i>Local Match</i>	<i>Project Total</i>
406 K4RH	1	<i>Planned:</i> \$92,670.01			\$10,370.53	\$103,040.54
	1	<i>Actuals:</i> \$71,648.08			\$8,053.23	\$79,701.31

**FY 2009 Traffic Safety Funds  
Program Area Expenditure Summary**

**RH - 11**

**Railroad / Highway Crossing**

Task	# Proj	Total	FEDERAL					MATCH		Fed. 402 to Local				
			402	405	406	408	410	2010	STATE		INCOME	LOCAL		
<i>Program Management</i>														
<i>Enforcement</i>														
<i>Evaluation</i>														
<i>PI&amp;E</i>	Planned: 1 Actual: 1	\$103,040.54 \$79,701.31			\$92,670.01 \$71,648.08							\$10,370.53 \$8,053.23		
<i>Training</i>														
<b>TOTALS:</b>	Planned: 1 Actual: 1	\$103,040.54 \$79,701.31			\$92,670.01 \$71,648.08							\$10,370.53 \$8,053.23		

# Roadway Safety

RS - 12

## Goals

- To reduce the number of traffic crashes, injuries, and fatalities in work zones per 100 million vehicle miles traveled
- To increase knowledge of roadway safety and current technologies among people involved in engineering, construction, and maintenance areas at both the state and local level

## Objectives

- Reduce the number of fatalities in work zones per 100M VMT from 0.06 (2007 CRIS) to 0.059
- Reduce the number of injuries in work zones per 100M VMT from 1.46 A&B injuries (2007 CRIS) to 1.45 A&B injuries (CRIS)
- Reduce the number of KAB crashes in work zones per 100M VMT from 1.08 (2007 CRIS) to 1.07
- Increase the number of communities provided assistance in improving safety through engineering from 15 to 25
- Increase the number of persons trained in roadway safety classes from 4445 to 2300

## Strategies

- Increase enforcement of traffic safety-related laws in work zones
- Increase public education and information on traffic safety in work zones
- Evaluate best practices for reducing work zone crashes, injuries, and fatalities, including training
- Provide traffic safety problem identification to local jurisdictions
- Improve highway design and engineering through training

## Project Descriptions

Task: <b>Training</b>				Roadway Safety RS - 12			
Organization Name	Division	TRF-TS		Project Number			
<b>Texas Engineering Extension Service - EUPWTI</b>				<b>2009-TEEXEUPW-G-SYG-0090</b>			
Title / Desc. <b>Highway Safety Training</b>							
Reduce the number of traffic crashes, injuries, and fatalities on city/county roads by conducting training for city/county road agency personnel on the proper use of traffic signs & pavement markings.							
Strategies Addressed							
- Improve highway design and engineering through training							
Performance Objectives				<u>Target</u>	<u>Actual</u>	<u>Met?</u>	
▪ Train Participants in Installation and Maintenance of Signs				75	119	☑	
▪ Train Participants in Installation and Maintenance of Pavement Markings course				75	130	☑	
▪ Conduct "Installation and Maintenance of Signs" courses				5	6	☑	
▪ Conduct "Installation and Maintenance of Pavement Markings" course				5	7	☑	
▪ Complete Administrative and General Grant requirements				100 %	100 %	☑	
Financial Information:							
Fund Source	# Projects	Federal Funding	State Funding	Program Income	Local Match	Project Total	
402 RS	1	Planned: \$37,037.67			\$17,150.00	\$54,187.67	
	1	Actuals: \$31,642.66			\$52,037.84	\$83,680.50	

<b>Task: Training</b>	<b>Roadway Safety RS - 12</b>
-----------------------	-------------------------------

Organization Name <b>Texas Engineering Extension Service - EUPWTI</b>	Division TRF-TS	Project Number <b>2009-TEEXEUPW-G-SYG-0099</b>
--	-----------------	---

**Title / Desc. Work Zone Safety Training**

Reduce the number of traffic crashes, injuries, and fatalities in work zones by conducting training on proper Work Zone Design and Safety practices for city/county road agency personnel.

**Strategies Addressed**

- Improve highway design and engineering through training

**Performance Objectives**

	<u>Target</u>	<u>Actual</u>	<u>Met?</u>
▪ Train Participants in the "Work Zone Traffic Control" course	1,000	1,442	☑
▪ Train Participants in "Flagging in Work Zones" courses	600	1,129	☑
▪ Train Participants in the "Work Zone Traffic Control Refresher" course	500	638	☑
▪ Conduct "Work Zone Traffic Control" courses	50	57	☑
▪ Conduct "Flagging in Work Zones" courses	30	49	☑
▪ Conduct "Work Zone Traffic Control Refresher" courses	25	27	☑
▪ Complete Administrative and General Grant Requirements	100 %	100 %	☑

**Financial Information:**

Fund	Source	# Projects		Federal Funding	State Funding	Program Income	Local Match	Project Total
402	RS	1	Planned:	\$421,780.65			\$309,737.50	\$731,518.15
		1	Actuals:	\$402,422.08			\$666,220.18	\$1,068,642.26

<b>Task: Training</b>	<b>Roadway Safety RS - 12</b>
-----------------------	-------------------------------

Organization Name <b>Texas Engineering Extension Service - EUPWTI</b>	Division TRF-TS	Project Number <b>2009-TEEXEUPW-G-SYG-0107</b>
--	-----------------	---

**Title / Desc. Safe Practices for Incident Responders**

Reduce secondary crashes and congestion following a traffic incident by providing training in quick clearance procedures for traffic incident responders (fire services, police, EMS, & public works).

**Strategies Addressed**

- Improve highway design and engineering through training

**Performance Objectives**

	<u>Target</u>	<u>Actual</u>	<u>Met?</u>
▪ Train Participants in "Safe Practices for Traffic Incident Responders" courses	960	1,188	☑
▪ Conduct "Safe Practices for Traffic Incident Responders" courses	48	57	☑
▪ Complete Administrative and General Grant requirements	100 %	100 %	☑

**Financial Information:**

Fund	Source	# Projects		Federal Funding	State Funding	Program Income	Local Match	Project Total
402	RS	1	Planned:	\$200,148.91			\$166,800.00	\$366,948.91
		1	Actuals:	\$167,240.24			\$236,159.56	\$403,399.80

<b>Task: Training</b>	<b>Roadway Safety RS - 12</b>
-----------------------	-------------------------------

Organization Name **Texas Engineering Extension Service - EUPWTI**      Division TRF-TS      Project Number **2009-TEEXEUPW-G-SYG-0124**

**Title / Desc. Traffic Signal and Repair Training**

Promote traffic safety at signalized intersections by conducting training for city/county personnel on the effective use and proper maintenance of traffic signals.

**Strategies Addressed**

- Improve highway design and engineering through training

**Performance Objectives**

	<u>Target</u>	<u>Actual</u>	<u>Met?</u>
▪ Train Participants in "Traffic Control Systems Troubleshooting and Maintenance" courses	60	79	☑
▪ Train Participants in the "Traffic Signals for Field Technicians" course	48	70	☑
▪ Train Participants in the "Basic Electronics" course	48	52	☑
▪ Train Participants in "Design, Installation and Maintenance of Detection Systems" courses in Texas	24	30	☑
▪ Conduct "Traffic Control Systems Troubleshooting and Maintenance" courses	5	5	☑
▪ Conduct "Traffic Signals for Field Technicians" courses	4	4	☑
▪ Conduct "Basic Electronics" courses	4	4	☑
▪ Conduct "Design, Installation and Maintenance of Detection Systems" courses in Texas	2	2	☑
▪ Complete Administrative and General Grant Requirements	100 %	100 %	☑

**Financial Information:**

Fund	Source	#	Projects	Federal Funding	State Funding	Program Income	Local Match	Project Total
402	RS	1	Planned:	\$166,904.11			\$127,781.00	\$294,685.11
		1	Actuals:	\$150,679.37			\$218,623.00	\$369,302.37

<b>Task: Training</b>	<b>Roadway Safety RS - 12</b>
-----------------------	-------------------------------

Organization Name **The University of Texas at Arlington** Division TRF-TS Project Number **2009-UTatArli-G-SYG-0294**

**Title / Desc. City/County Training Program**

*Localized Training in Work Zone Safety and Work Zone Traffic Control, Planning, Night Road Work Planning, Installation and Maintenance of Signs and Pavement Markings, Flagger Train-the-Trainer*

**Strategies Addressed**

- Evaluate best practices for reducing work zone crashes, injuries, and fatalities, including training
- Increase public education and information on traffic safety in work zones

**Performance Objectives**

	<u>Target</u>	<u>Actual</u>	<u>Met?</u>
▪ Train CCT520 Students in Work Zone Traffic Control/Qualified Flagger	690	1,080	<input checked="" type="checkbox"/>
▪ Train CCT400 Students Work Zone Traffic & General Construction Safety	690	355	<input type="checkbox"/>
▪ Train CCT515 Students in Installation and Maintenance of Signs & Pavement Markings	90	81	<input type="checkbox"/>
▪ Train CCT333 Students in Night Road Work Planning and Implementation	90	44	<input type="checkbox"/>
▪ Train CCT210 Students in Planning Work Zone Traffic Control	90	115	<input checked="" type="checkbox"/>
▪ Train CCT600 Students in Qualified Flagger Train-the-Trainer Instruction	60	0	<input type="checkbox"/>
▪ Create Marketing Plan- mailing and brochure development	1 %	9 %	<input checked="" type="checkbox"/>
▪ Create Trade Show Conference Marketing Plan	1	7	<input checked="" type="checkbox"/>
▪ Conduct CCT520 Classes in Work Zone Traffic Control/Qualified Flagger	46	58	<input checked="" type="checkbox"/>
▪ Conduct CCT400 Classes in Work Zone Traffic & General Construction Safety	46	21	<input type="checkbox"/>
▪ Conduct CCT515 Classes in Installation and Maintenance of Signs and Pavement Markings	6	4	<input type="checkbox"/>
▪ Conduct CCT333 Classes in Night Road Work Planning and Implementation	6	3	<input type="checkbox"/>
▪ Conduct CCT210 Classes Planning Work Zone Traffic Control	6	6	<input checked="" type="checkbox"/>
▪ Conduct CCT600 Classes in Qualified Flagger Train-the-Trainer Instruction	4	0	<input type="checkbox"/>

**Financial Information:**

Fund	Source	#	Projects		Federal Funding	State Funding	Program Income	Local Match	Project Total
402	RS	1		<i>Planned:</i>	\$495,512.90			\$175,887.09	\$671,399.99
		1		<i>Actuals:</i>	\$315,301.00			\$490,769.45	\$806,070.45



**FY 2009 Traffic Safety Funds  
Program Area Expenditure Summary**

**Roadway Safety**

**RS - 12**

Task	# Proj	Total	FEDERAL					MATCH		Fed. 402 to Local			
			402	405	406	408	410	2010	STATE		INCOME	LOCAL	
<i>Program Management</i>													
<i>Enforcement</i>													
<i>Evaluation</i>													
<i>PI&amp;E</i>													
<i>Training</i>													
	Planned: 5	\$2,118,739.83	\$1,321,384.24									\$797,355.59	
	Actual: 5	\$2,731,095.38	\$1,067,285.35									\$1,663,810.03	
<b>TOTALS:</b>	Planned: 5	<b>\$2,118,739.83</b>	<b>\$1,321,384.24</b>									<b>\$797,355.59</b>	
	Actual: 5	<b>\$2,731,095.38</b>	<b>\$1,067,285.35</b>									<b>\$1,663,810.03</b>	

**THIS PAGE INTENTIONALLY LEFT BLANK**

# Safe Communities

SA - 13

## Goals

- To establish integrated community traffic safety programs to prevent traffic-related fatalities and injuries

## Objectives

- Increase the number of Safe Communities coalitions from 4 to 6

## Strategies

- Provide training programs on how to initiate and conduct community based programs
- Support the Safe Communities process
- Provide management support to implement community traffic safety programs

## Project Descriptions

<i>Task: Program Management</i>				<i>Safe Communities SA - 13</i>		
<i>Organization Name</i>		<i>Division</i> TRF-TS		<i>Project Number</i>		
<b>Texas Transportation Institute</b>				<b>2009-TTI-G-MYG-Yr1-0253</b>		
<i>Title / Desc. Management of Texas Safe Communities Program</i>						
<i>Provide management support to implement community traffic safety programs</i>						
<i>Strategies Addressed</i>						
- Provide management support to implement community traffic safety programs						
<i>Performance Objectives</i>				<u>Target</u>	<u>Actual</u>	<u>Met?</u>
▪ Provide set at a minimum of data and data analysis as requested				1	8	<input checked="" type="checkbox"/>
▪ Provide Safe Community activity report as required and upon request as needed				1	4	<input checked="" type="checkbox"/>
▪ Maintain website dedicated to Texas Safe Communities				1	1	<input checked="" type="checkbox"/>
▪ Increase Safe Community coalitions in Texas				5	3	<input type="checkbox"/>
▪ Conduct trainings, workshops, information sharing mtngs, one of which will be in Spanish at a TX border city				5	4	<input type="checkbox"/>
▪ Conduct presentations at a minimum of 2 statewide conf. & promote the SC process in as many venues as available				2	6	<input checked="" type="checkbox"/>
<i>Financial Information:</i>						
<i>Fund Source</i>	<i># Projects</i>	<i>Federal Funding</i>	<i>State Funding</i>	<i>Program Income</i>	<i>Local Match</i>	<i>Project Total</i>
406 K4SA	1	<i>Planned:</i> \$166,205.43			\$18,528.74	\$184,734.17
	1	<i>Actuals:</i> \$153,652.87			\$17,179.51	\$170,832.38

**Task: PI&E** **Safe Communities SA - 13**

Organization Name **City of El Paso Police Department (Safe Communities)** District ELP Project Number **2009-EIPasSC-G-SYG-0033**

Title / Desc. **Safe Communities**

Multifaceted traffic safety program addressing 5 major traffic safety concerns. The 5 major concerns are underage drinking, DWI, CPS, pedestrian and motorcycle safety.

**Strategies Addressed**

- Support the Safe Communities process

**Performance Objectives**

	<u>Target</u>	<u>Actual</u>	<u>Met?</u>
▪ Identify Crash factors and crash patterns, locations of fatal/near fatal crashes for increased educations	3	3	☑
▪ Educate Families on proper seat selection, usage and installation of safety seats	400	1,298	☑
▪ Develop Educational Programs from identified problems	3	3	☑
▪ Coordinate Media releases promoting traffic safety and traffic safety events	12	16	☑
▪ Coordinate Number of Coalition Meetings	4	5	☑
▪ Conduct Presentations to local schools, military establishments and businesses targeting DWI	75	94	☑
▪ Conduct Child safety seat fitting stations/educational classes	48	110	☑
▪ Conduct Presentations to local high schools, middle schools and/or youth groups targeting UDI issues	24	72	☑
▪ Conduct Presentations to community addressing motorcycle safety	24	52	☑
▪ Conduct Presentations addressing pedestrian safety	24	40	☑
▪ Conduct Major traffic safety fair to promote community awareness on traffic safety	1	2	☑
▪ Arrest Issue citations minor detectable and/or minors in possession of alcohol via UDI initiatives	100	165	☑

**Financial Information:**

Fund	Source	# Projects	Federal Funding	State Funding	Program Income	Local Match	Project Total
402	SA	1	Planned: \$126,758.00			\$91,889.50	\$218,647.50
		1	Actuals: \$126,306.89			\$93,457.70	\$219,764.59

**Task: PI&E** **Safe Communities SA - 13**

*Organization Name* **Injury Prevention Center of Greater Dallas** *District* DAL *Project Number*  
**2009-IPCOGD-G-MYG-Yr1-0203**

*Title / Desc.* **Dallas Tweens: Safe and Secure**

*The aim of the proposed intervention is to increase properly restrained youth ages 8 to 12 in Southeast Dallas through a culturally competent, community-integrated program.*

**Strategies Addressed**

- Provide training programs on how to initiate and conduct community based programs
- Support the Safe Communities process
- Provide management support to implement community traffic safety programs

**Performance Objectives**

	<u>Target</u>	<u>Actual</u>	<u>Met?</u>
▪ Implement tween occupant protection intervention	1	2	<input checked="" type="checkbox"/>
▪ Develop tween occupant protection intervention	1	2	<input checked="" type="checkbox"/>
▪ Develop informational briefing paper	1	0	<input type="checkbox"/>
▪ Conduct pre-intervention and ongoing tween occupant observations	4,800	4,837	<input checked="" type="checkbox"/>
▪ Conduct focus groups with parents, youth, and primary health care providers	4	9	<input checked="" type="checkbox"/>
▪ Conduct community asset assessment within Southeast Dallas (zip code 75217)	1	1	<input checked="" type="checkbox"/>

**Financial Information:**

<i>Fund</i>	<i>Source</i>	<i># Projects</i>		<i>Federal Funding</i>	<i>State Funding</i>	<i>Program Income</i>	<i>Local Match</i>	<i>Project Total</i>
402	SA	1	<i>Planned:</i>	\$93,327.35			\$15,673.30	\$109,000.65
		1	<i>Actuals:</i>	\$93,183.38			\$15,681.14	\$108,864.52

Task: **PI&E** Safe Communities SA - 13

Organization Name **Texas A&M University-Corpus Christi** District CRP Project Number **2009-TAMUCC-G-MYG-Yr1-0266**

**Title / Desc. Safe Communities Safe Driving Public Education Campaign**

A public education campaign in support of the Safe Communities Coalition targeting unsafe driving behavior in Nueces County through creation and delivery of presentations, PI&E materials, and PSA's.

**Strategies Addressed**

- Improve anti-DWI public information and education campaigns
- Improve public information and education on the value of not operating a motorcycle while under the influence of alcohol and/or other drugs
- Improve public information and education on the value of wearing a helmet
- Increase public information and education campaigns
- Improve public education and information on pedestrians and "safe walking"
- Increase public information and education efforts on the use of safety equipment
- Increase motorist awareness for sharing the road with bicyclists
- Develop and implement public information and education efforts on traffic safety issues
- Conduct and assist local, state and national traffic safety campaigns
- Support the Safe Communities process

**Performance Objectives**

	<u>Target</u>	<u>Actual</u>	<u>Met?</u>
▪ Survey Nueces County drivers using the Safe Communities Safe Driving Survey to support planning	400	417	☑
▪ Provide presentations on safe driving targeting Hispanics to Nueces County organizations or groups	16	14	☐
▪ Provide approved presentations on safe driving to college, university, or high school students	16	18	☑
▪ Participate community health/safety fairs or other events to distribute PI&E materials	16	29	☑
▪ Educate persons through the distribution of PI&E materials at community health/safety fairs and events	4,000	6,339	☑
▪ Educate younger drivers (college, university, and/or high school students) through presentations	200	306	☑
▪ Educate Nueces County drivers through presentations provided to community organizations	200	466	☑
▪ Distribute items of PI&E materials related to Nueces County safe driving issues	80,000	92,410	☑
▪ Develop new public education items and/or revise and update old ones including translation to Spanish	4	7	☑
▪ Create driver/motorcycle/bicycle/pedestrian safety presentations or revise current ones	4	4	☑
▪ Create Promotional items for use as incentives related to activities at event booths and tables	3	3	☑
▪ Create Public service announcement for Nueces County media and obtain airing of it	1	1	☑
▪ Conduct meetings of the Nueces County Safe Communities Coalition	10	11	☑
▪ Complete news releases about driving safety issues prior to events, meetings, and presentations	15	15	☑

**Financial Information:**

Fund	Source	# Projects		Federal Funding	State Funding	Program Income	Local Match	Project Total
402	SA	1	Planned:	\$100,335.50			\$19,380.92	\$119,716.42
		1	Actuals:	\$97,320.08			\$18,800.75	\$116,120.83

Task: **PI&E** Safe Communities SA - 13

Organization Name **Texas AgriLife Extension Service** District BRY Project Number **2009-Texas Ag-G-SYG-0154**

Title / Desc. **Brazos Valley Injury Prevention Coalition**

The coalition will use the Safe Communities model to design, implement, and support health initiatives designed to reduce traffic-related injuries and fatalities in the Brazos Valley.

Strategies Addressed

- Provide training programs on how to initiate and conduct community based programs
- Support the Safe Communities process
- Provide management support to implement community traffic safety programs

Performance Objectives

	<u>Target</u>	<u>Actual</u>	<u>Met?</u>
▪ Support Please Be Seated Campaign	1	2	☑
▪ Provide Day care centers with educational materials on best practice for child safety seats	6	26	☑
▪ Establish Committee to explore establishing a Safety City in Bryan/College Station	1	1	☑
▪ Distribute Public information and education (PI & E) to support grant efforts	2,000	35,554	☑
▪ Distribute Child safety seats at inspections and/or checkup events conducted by certified technicians	40	43	☑
▪ Conduct Meetings of the Brazos Valley Injury Prevention Coalition	6	6	☑
▪ Conduct Programs to support the Buckle Up In Your Truck Campaign	4	8	☑
▪ Conduct Programs on the dangers of drinking and driving	3	8	☑
▪ Conduct Educational programs on bicycle safety	2	10	☑
▪ Conduct Program to raise driver awareness and promote motorcycle helmet safety	1	5	☑

Financial Information:

Fund	Source	#	Projects	Federal Funding	State Funding	Program Income	Local Match	Project Total
402	SA	1	Planned:	\$36,120.00			\$6,936.72	\$43,056.72
		1	Actuals:	\$34,367.35			\$21,847.24	\$56,214.59

**FY 2009 Traffic Safety Funds  
Program Area Expenditure Summary**

**SA - 13**

**Safe Communities**

Task	# Proj	Total	FEDERAL					MATCH		Fed. 402 to Local	
			402	405	406	408	410	2010	STATE		INCOME
<i>Program Management</i>	<i>Planned:</i> 1	\$184,734.17			\$166,205.43					\$18,528.74	
	<i>Actual:</i> 1	\$170,832.38			\$153,652.87					\$17,179.51	
<i>Enforcement</i>											
<i>Evaluation</i>											
<i>PI&amp;E</i>	<i>Planned:</i> 4	\$490,421.29	\$356,540.85							\$133,880.44	\$356,540.85
	<i>Actual:</i> 4	\$500,964.53	\$351,177.70							\$149,786.83	\$351,177.70
<i>Training</i>											
<b>TOTALS:</b>	<i>Planned:</i> 5	<b>\$675,155.46</b>	<b>\$356,540.85</b>		<b>\$166,205.43</b>					<b>\$152,409.18</b>	<b>\$356,540.85</b>
	<i>Actual:</i> 5	<b>\$671,796.91</b>	<b>\$351,177.70</b>		<b>\$153,652.87</b>					<b>\$166,966.34</b>	<b>\$351,177.70</b>



# School Bus

**SB - 14**

## Goals

- To reduce School bus-related crashes, injuries and fatalities

## Objectives

- Reduce the number of school bus passenger fatalities per year on a five year average from 0.60 (2003-2007 FARS) to 0.40 (FARS)

## Strategies

- Provide safe school bus operation training for school bus drivers in both English and Spanish
- Provide public information and education campaigns to promote safe motor vehicle operations around school buses
- Provide increased enforcement of state traffic laws around school buses

## Project Descriptions

Task: <b>PI&amp;E</b>				School Bus <b>SB - 14</b>			
Organization Name		Division		Project Number			
<b>Texas Transportation Institute</b>		TRF-TS		<b>2009-TTI-G-SYG-0250</b>			
Title / Desc. <b>Education to Reduce School Bus Stop Arm Violations in Texas</b>							
Provide public information and education campaigns to promote safe motor vehicle operations around school buses							
Strategies Addressed							
- Provide public information and education campaigns to promote safe motor vehicle operations around school buses							
Performance Objectives				<u>Target</u>	<u>Actual</u>	<u>Met?</u>	
▪ Distribute educational materials on school bus safety				1	2	☑	
▪ Develop school bus driver stop arm violation brochure				1	5	☑	
▪ Develop content on school bus safety for TxDOT website				1	6	☑	
▪ Develop Brochure on Texas School Bus Stop Law				1	6	☑	
▪ Develop Brochure on Dangers of Stop Arm Violations				1	5	☑	
Financial Information:							
Fund	Source	# Projects	Federal Funding	State Funding	Program Income	Local Match	Project Total
406	K4SB	1	Planned: \$49,118.15			\$5,511.74	\$54,629.89
		1	Actuals: \$49,115.60			\$6,210.91	\$55,326.51

Task: <b>Training</b>				School Bus <b>SB - 14</b>			
Organization Name		Division		Project Number			
<b>Education Service Center, Region VI</b>		TRF-TS		<b>2009-ESCVI-G-MYG-Yr1-0150</b>			
Title / Desc. <b>School Bus Safety Training 101</b>							
Project will identify and implement several safety units that will be utilized in training sessions for school bus drivers.							
Strategies Addressed							
- Provide safe school bus operation training for school bus drivers in both English and Spanish							
Performance Objectives				<u>Target</u>	<u>Actual</u>	<u>Met?</u>	
▪ Teach School Bus Drivers in Bus Safety 101				500	1,046	☑	
▪ Identify Set of content materials to be utilized in the various Bus Safety training sessions				1	1	☑	
▪ Complete Plan of Administrative and General Grant Requirements				1	1	☑	
Financial Information:							
Fund	Source	# Projects	Federal Funding	State Funding	Program Income	Local Match	Project Total
406	K4SB	1	Planned: \$128,806.25			\$22,979.53	\$151,785.78
		1	Actuals: \$115,380.08			\$51,743.41	\$167,123.49

**FY 2009 Traffic Safety Funds  
Program Area Expenditure Summary**

**SB - 14**

**School Bus**

Task	# Proj	Total	FEDERAL				STATE	MATCH		Fed. 402 to Local
			402	405	406	408		410	2010	
<i>Program Management</i>										
<i>Enforcement</i>										
<i>Evaluation</i>										
<i>PI&amp;E</i>	Planned: 1 Actual: 1	\$54,629.89 \$55,326.51			\$49,118.15 \$49,115.60					\$5,511.74 \$6,210.91
<i>Training</i>	Planned: 1 Actual: 1	\$151,785.78 \$167,123.49			\$128,806.25 \$115,380.08					\$22,979.53 \$51,743.41
<b>TOTALS:</b>	Planned: 2 Actual: 2	<b>\$206,415.67</b> <b>\$222,450.00</b>			<b>\$177,924.40</b> <b>\$164,495.68</b>					<b>\$28,491.27</b> <b>\$57,954.32</b>

***Section Four***  
**PAID MEDIA REPORT**

**THIS PAGE INTENTIONALLY LEFT BLANK**



### FY09 ANNUAL HOLIDAY *DESIGNATE A DRIVER* CAMPAIGN

The holidays mean lots of things—carols, decorations, cookies and gifts. Celebration is a big part of the holidays, and to many partygoers “Christmas spirit” means eggnog, mulled wine or seasonal craft beer. With all the parties to attend and presents to buy, wrap and deliver, traffic on Texas roadways sees a marked increase during the Christmas season. Unfortunately, an increase in alcohol consumption plus more cars on the road can turn this festive time into a dangerous one.

For the 11<sup>th</sup> consecutive year, TxDOT sponsored a holiday-themed public education campaign to remind Texans not to drive if they’ve been drinking. Campaign components included paid media, earned media, interactive marketing and point-of-sale and outreach efforts and was directed to English- and Spanish-speaking Texans between 25 and 54.

#### Paid Media

TxDOT spent \$599,974 on paid media from December 15, 2008 to January 1, 2009. The campaign consisted of festive, friendly reminders that used humor to deliver the serious message not to drink and drive in the following outlets:

***Paid Media, Designate a Driver, December 15, 2008-January 1, 2009***

<b>Media</b>	<b>Budget</b>	<b>Description</b>	<b>Impressions</b>
TV	\$226,933	4,961 spots; 17 markets	52,500,000
Radio	\$205,654	10,538 spots; 19 markets (plus Texas State Network)	43,500,000
Out-of-Home	\$118,208	47 billboards in 25 markets; 362 pumptoppers in 6 markets; 170 taxi ads in 4 markets	84,400,000
Interactive	\$49,179	68,000 click-throughs; expandable banners, in-banner video ads, pre-roll video ads and companion banners on Tremor Media network; static ads on MySpace.com	31,900,000
<b>Total</b>	<b>\$599,974</b>		<b>212,300,000</b>

## Added Value

Paid media value-add services in the form of bonus spot rotations, on-air interviews featuring TxDOT spokespeople, live liners, combined with donated space on hose frames at gas stations, bonus billboards, plus added-value clicks and impressions online, exceeded \$982,000 in value and reached Texans more than 212 million times.

## Interactive Efforts

TxDOT launched a mini-network of profiles for TxDOT's lovable "Santa" character and each of his eight reindeer helpers on MySpace.com, the popular online social network. The profiles featured interactive content in the form of photos, videos, "North Polls" and letters (blogs) from Santa, all emphasizing the importance of driving sober. Users could also download digital assets, such as campaign-themed desktop backgrounds, cell phone ringtones, holiday MySpace "skins" and a countdown to Christmas widget. Santa's online DWI-prevention efforts achieved unprecedented success. The MySpace presence garnered more than 197,000 user interactions, including profile views, friend requests, downloads, watched videos, blog views, comments and messages. More than 24,000 impressions came from "word-of-mouth" efforts where visitors passed the message on to their own friends online.

## Earned Media

**Print:** TxDOT distributed English and Spanish news releases to more than 500 newspapers throughout Texas and to a major wire service for targeted distribution. The news release led with, "*Santa Parks Designated Drivers at Top of 'Nice' List*" and highlighted the expanded partnership with Valero Corner Stores. More than 50 papers ran news stories that reached an estimated 751,400 readers, generating an estimated \$34,250 in earned media value.

**Broadcast:** TxDOT distributed a video news release in English and Spanish, highlighting Santa's MySpace page and the expanded partnership with Valero and the availability of free drink cards for designated drivers. The story was picked up by major news affiliates in Austin, Dallas/Ft. Worth, El Paso, Houston, San Antonio and elsewhere across the state, reaching an audience of 743,500 viewers and garnering an estimated \$131,580 in earned media value.

**Online.** TxDOT's "designate a driver" message was picked up by several websites, including Reuters.com and Forbes.com. Coverage by online news sites generated an estimated earned media value of more than \$338,000 and reached more than 261,000 readers.

**Earned Media Summary.** Earned media efforts generated more than \$500,000 in public relations value for the "Designate a Driver" message, reaching Texas news consumers 1.76 million times.

## Employer-Based Outreach

TxDOT partnered with the National Safety Council to provide Safe Office Party Toolkits comprised of an introductory mailer and an online ordering system, offering:

- Breakroom posters;
- Animated and static web banners for the employer's website or Intranet site;
- Digital ePosters employers could email to staff;
- Fact sheets about drinking and driving, laws and consequences;
- "Designated Driver Drink Cards" good for a free soda or coffee at Valero Corner Stores and Diamond Shamrock

The direct mail piece was sent out to 5,000 employers in the National Safety Council's employer database and received an 11% response rate. More than 112,000 "Designated Driver Drink Cards" were distributed.

### Point-of-Sale Messaging

For the 11<sup>th</sup> consecutive year, TxDOT collaborated with retailers to display campaign materials where alcohol is sold. Valero Energy Corporation, members of the Texas Petroleum Marketers and Convenience Store Association and members of the Texas Restaurant Association donated their time and retail space for messaging during the winter holidays. TABC and TMPA distributed materials, as did TxDOT Traffic Safety Specialists (TSSs). More than 46,000 decals were posted on cooler doors and mirrors, and more than 1.5 million coasters made their way onto bars and tables across Texas. The estimated value of this retail effort totaled \$482,250.

### Additional Efforts

TxDOT distributed promotional and educational items during November and December to TxDOT's TSSs and subgrantees for their outreach efforts and local press events surrounding the winter holidays. Materials included decals, coasters, banners and posters featuring Santa and the new "kissing reindeer" creative.

### Overall Campaign Value

Combining the \$982,000 added value from media vendors, \$503,830 earned media value from public relations activities and \$482,250 in-kind contributions of retail partnerships, the Holiday Designate a Driver campaign garnered more than \$1.96 million of value for the \$867,175 investment.



**THIS PAGE INTENTIONALLY LEFT BLANK**



## FY09 TEEN CLICK-IT OR TICKET CAMPAIGN

### Campaign Overview

TxDOT was challenged with increasing safety belt usage among teenage drivers, age 16–20, in the Texas counties of Dallas, Tarrant, Harris, Bexar, and Hidalgo in support of the NHTSA Region 6 Teen Safety Belt Demonstration Project. The multi-state effort (LA, MS, TX, OK, and NM), held in May and October of 2009, was supported by paid and earned media, public relations and grassroots efforts, and was conducted in concert with state and local law enforcement agencies.



The plan took the Click It or Ticket message into local high schools; this was the most efficient way to reach over 400,000 students. ThinkStreet formed partnerships with over 220 high schools in the five county area who all committed to posting campaign materials on their campus. An implementation kit that included parking lot banners, lawn signs, posters, business cards, and static decals were sent out to designated contacts at each school.

All of the materials in the implementation kits urged teens to visit a landing page to learn more about seat belt safety. In May, the site was [www.clickitorticketmusic.com](http://www.clickitorticketmusic.com), and teens were rewarded with a free music download from one of thirteen Texas artists after they watched a “reality TV” like video that demonstrated the effects of non-safety belt compliance using a rollover convincer. Over 42,000 visitors viewed the landing page in May. May results indicated that seat belt use by teens in the five-county target area increased by 4.5 percentage points.

### Paid Media

#### *Paid Media, Teen Demonstration Project, May 8-15, 2009*

Media	Budget	Description	Impressions
TV	\$97,858	1,575 spots; 4 markets	5,639,111
Radio	\$95,949	1,091 spots; 4 markets	4,278,410
Outdoor	\$135,958	76 boards; pumps at 49 gas stations; 4 markets	190,000,000
Theater	\$40,483	PSAs on 557 screens; 30 theaters; 4 markets	3,530,256
Interactive	\$34,042	47,242 click-throughs from ads posted on Facebook, MySpace and Tremor network	11,058,782
<b>Total</b>	<b>\$404,290</b>		<b>214,506,559</b>

### Added Value

Paid media partners provided various added value elements. For radio, an additional 889 spots were negotiated in the form of PSA spots, on-air sponsorships and billboards, interviews and streaming Internet radio spots. Other added value elements secured include *Click It or Ticket* messages by local DJs on their Twitter, Facebook, and MySpace accounts, banner ads on station websites, material distribution at various events, and bonus outdoor boards.

Third party partnerships offered a number of opportunities that provided campaign match, including:

- Whataburger and McDonald's coupons that were distributed to local law enforcement to use as positive reinforcement incentives in May; valued at \$53,800
- Music downloads provided by various Texas artists at no cost; valued at \$1,819
- Over 90,000 web impressions donated by Red McCombs media; valued at \$273
- Impressions received from the traveling wrecked truck display; valued at \$34,000

**Pick one:**

Get a ticket for not wearing your safetybelt.

Get a FREE music download at [www.clickitorticketmusic.com](http://www.clickitorticketmusic.com)

(Law enforcement officers are awaiting your decision.)

  
Texas Department of Transportation

**Click It or Ticket**

### Earned Media

The Texas Department of Transportation (TxDOT) hosted four successful media events in high schools in four Texas cities to build awareness of the 2009 "Click It or Ticket" campaign for teens.

Each student event included remarks from four speakers:

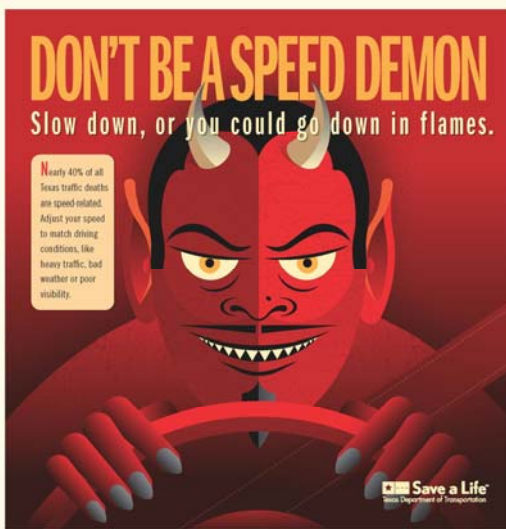
- A TxDOT representative to talk about the program and frame the rollover convincer demonstration;
- Local law enforcement, to address the ticket penalties and music download rewards;
- Teens in the Driver's Seat students, for a peer-to-peer interaction about the student perspective on buckling up, and sharing a powerful story of teen lives saved;
- An educator from the school or school district to discuss what schools all over the district are doing to spread the word.

### ***Earned Media Results***

The four press events held in May generated \$34,418 in earned media value and included 29 news stories (19 broadcast TV mentions) in four markets.



FY09 Alternate Outdoor Media Campaign



Rest Area Poster Series

TxDOT created a series of seven oversized posters for Safety Rest Areas around the state based on some of the most prevalent unsafe driving habits on Texas roads and highways. The bold design and colorful art serve to remind motorists the safest and smartest way to travel the state. From distracted and impaired driving to speeding and safety belts each of these important issues is addressed in a provoking and attention-grabbing way.

### Share The Road Signs

Continuing TxDOT's strategy of using existing assets to deliver important traffic safety messages, this year 1,000 more motorcycle "Share the Road" signs were produced and distributed across the state. These simple and effective decals are adhered to the unused backs of Ice on Bridge signs providing a useful alternative during most of the year in Texas.



### 3D Outdoor Billboards

The Texas Department of Transportation has gone to great lengths this year to remind drivers and passengers to wear their safety belts. These eye-catching, three-dimensional billboards travel to various cities across the state to remind Texas to buckle up.



#### **Western Belt Billboard (English and Spanish)**

The 3-D Western Belt billboards each consist of five Styrofoam™ pieces, each containing a steel frame, painted with oil-based paint and coated with two-part urethane. The buckle is eight feet tall and the belt is 50 feet long. The billboard weighs 500 pounds.



#### **Wrecked Car Billboard**

TxDOT's Wrecked Car billboard is installed with the actual wreckage of a black Z-28 Camaro that was crashed into a tree in 2000. The message on the billboard states "They buckled up and lived."





## FY09 *CLICK IT OR TICKET* CAMPAIGN AND SUMMER *BUCKLE UP* CAMPAIGN

Texas is proud to be one of the most buckled-up states in the U.S., but we still continue to strive for record-setting safety belt use each year. We know that by working hard to convince Texans to buckle up, we are helping to save lives and prevent injuries. In 2008, a survey by the Texas Transportation Institute determined that 91.2 percent of drivers and front-seat passengers were buckling up. During 2009—the 8<sup>th</sup> consecutive year for *Click It or Ticket*—Texas set an ambitious goal: improve the rate by more than two percent and convince 93.25 percent of Texans to make buckling their safety belts a habit.

Federal funding requirements further challenged our team: spend \$4.24 million but deliver \$7.92 million in value, the highest match requirement yet. This meant convincing our partners and vendors to provide us with every bit of added value they could. It also meant devising an attention-grabbing public relations campaign to generate valuable mentions in print, online and broadcast news outlets.

### Click It Or Ticket Campaign

From May 18 through May 31, officers from 78 law enforcement agencies (66 city police departments and 12 county sheriff's offices) worked overtime to ticket Texans who weren't buckled up, thanks to \$1.43 million in federally funded grants to support safety belt enforcement efforts. Some of the most populated metropolitan areas participated in the effort: Austin, Corpus Christi, Dallas, El Paso, Fort Worth, Houston, the Rio Grande Valley and San Antonio. The Texas Department of Public Safety also took part in the mobilization, along with other non-funded law enforcement agencies.

This year the National Highway Traffic Safety Administration (NHTSA) emphasized the nation's youngest drivers as the group least likely to comply with safety belt laws. The 16- to 20-year-old segment of the population was given priority as part of NHTSA's regional "teen demo" project May 8–15. TxDOT selected Dallas-Fort Worth, Houston, the Rio Grande Valley and San Antonio as pilot markets for the teen demonstration project.

### Paid Media

The paid media campaign, which ran from May 8 to May 31, was directed to those who don't consistently use safety belts: men between 18 and 34, with special emphasis on pickup drivers. Messages reach Hispanics and African Americans using minority-targeted media.

During May 2008, TxDOT invested \$2.09 million in federal dollars in paid media for the statewide *Click It or Ticket* campaign in the following outlets:

***Paid Media, Teen Demonstration Project, May 8-15, 2009***

<b>Media</b>	<b>Budget</b>	<b>Description</b>	<b>Impressions</b>
TV	\$97,858	1,575 spots; 4 markets	5,639,111
Radio	\$95,949	1,091 spots; 4 markets	4,278,410
Outdoor	\$135,958	76 boards; pumps at 49 gas stations; 4 markets	190,000,000
Theater	\$40,483	PSAs on 557 screens; 30 theaters; 4 markets	3,530,256
Interactive	\$34,042	47,242 click-throughs from ads posted on Facebook, MySpace and Tremor network	11,058,782
<b>Total</b>	<b>\$404,290</b>		<b>214,506,559</b>

***Paid Media, Click It or Ticket, May 8-31, 2009***

<b>Media</b>	<b>Budget</b>	<b>Description</b>	<b>Impressions</b>
TV	\$615,662	14,389 spots; 18 markets	79,179,333
Radio	\$402,069	8,951 spots; 19 markets (plus Texas State Network)	33,532,956
Outdoor	\$328,499	313 billboards & bulletins in 25 markets; pumps at 147 gas stations in 18 markets; 190 taxi ads in 2 markets; 37 delivery truck ads in 4 markets	215,000,000
Theater	\$58,145	PSAs on 1,001 screens; 58 theaters; 20 markets	3,644,525
Print	\$51,494	Ads in 54 newspapers with Latino and African-American circulation	10,942,615
Sports Events	\$165,243	Promotional opportunities with 7 different baseball franchises	6,365,808
Interactive	\$68,726	10,000 click-throughs from ads on Mapquest.com, Yahoo! Maps and Traffic.com	11,266,000
<b>Total</b>	<b>\$1,689,838</b>		<b>359,931,237</b>

Interactive

To reach the target audience of young males, we positioned *Click It or Ticket* messaging where they are spending a large portion of their time—online.

**Banner Ads:** To reach the 16- to 20-year-old audience during the teen demonstration portion of this year’s campaign, we developed animated banner ads directing users to ClickItOrTicketMusic.com, where they could download a free song in exchange for viewing a safety belt video. The ads incorporated the look and feel of the website.

**Map Reminders:** For the general market portion of the campaign, we created banner ads to be displayed on popular mapping sites Mapquest.com, Yahoo! Maps and Traffic.com. The ads featured officers and lines such as “We’ve got officers all over the map.” These banner ads reached Internet users as they were planning a drive, likely just before they got in their vehicles. Text ads on MapQuest ensured that the *Click It or Ticket* message would appear on the page when users printed their directions to take in the vehicle with them.

**Microsite:** We gave TexasClickItOrTicket.com a new look and feel this year. The updated site featured an interactive Google map with photos of *Click It or Ticket* efforts from all across the state. Law enforcement officers and local TxDOT TSSs submitted 117 photos, providing a clear message to motorists: police are everywhere, and they will ticket you for not wearing your safety belt. The site emphasized that the *Click It or Ticket* enforcement effort isn't just about writing tickets—it's about keeping all Texans safe on the road. The interactive refresh paid off as the average visitor spent over two and a half minutes interacting with the new *Click It or Ticket* website.

### Added Value

As usual, our paid media partners came through with a plethora of added value opportunities. The combined value of donated media services for Phase One and Phase Two of the *Click It or Ticket* campaign was over \$3.29 million—\$853,500 for the teen demo period and more than \$2.44 million for the general market campaign. Some of the donated media opportunities included bonus television and radio spots, email blasts, on-air interviews about the campaign, web banners, signage in ballparks, live liners, bonus outdoor boards and materials distribution at remote events.

### Earned Media

Texans have been hearing the *Click It or Ticket* message for eight years now, and the increase in safety belt usage over that time period proves they've been listening. However, holding the public's attention with an enforcement message is a tall order, which is why each year's public relations campaign must be creative and surprising.

With the State's goal for safety belt usage set higher than ever at 93.25 percent, we knew we had to take the *Click It or Ticket* message and blow it up to epic proportions. This year, TxDOT introduced larger-than-life "spokesgiants" and stationed them at iconic Texas landmarks and gathering spots to deliver a serious message in a fun and different way. We found that using whimsy and humor was an effective way to sneak an important message past the consumer's built-in psychological defenses against directive-based messaging.



### Multiple "Giants Invade Texas" Campaign Installations

TxDOT's larger-than-life ambassadors traveled the state spreading the *Click It or Ticket* message in a whimsical way and garnering record amounts of media attention. Each inflatable character was accompanied by a dynamic messaging sign that flashed *Click It or Ticket* messages. For instance, the giant sheriff's sign alternated between "Buckle up, Buckaroo" and "Click It or Ticket." The "Giants Invade Texas" installations helped create earned media opportunities locally in each of the cities they visited.





**Houston Art Car Parade**

The Houston Art Car Parade is a public art event that attracts 250,000 people over a two-day period. This year we stationed our giant rockstar along the parade route to remind drivers and passengers to buckle up—“thank you very much.”



**University of Houston**

TxDOT’s giant ambassadors lined up at the University of Houston entrance to teach students and other Houstonites about the importance of safety belts.



**Fort Worth Water Gardens**

Our band of *Click It or Ticket* characters made a big splash at the Fort Worth Water Gardens, reminding families and other visitors to buckle up.



**Lee Park, Dallas**

Lee Park is often referred to as “the Central Park of Dallas,” making it an ideal location for TxDOT’s giants to reach Dallasites with this important safety message.





**Arlington Circle**

With the new Dallas Cowboys stadium as a backdrop, our spokesgiants set up camp at Arlington Circle. It was also the site of a press conference kicking off *Click It or Ticket* in the DFW area.

**San Antonio Municipal Auditorium**

The *Click It or Ticket* inflatables gathered at the Municipal Auditorium in San Antonio for a press conference along with law enforcement and local officials, including Mayor Julian Castro.



**Alamo Stadium, San Antonio**

Against the background of the San Antonio skyline, TxDOT's giant ambassadors lined up outside Alamo Stadium asking motorists to step up to the plate and buckle their safety belts.



**IH-35, Austin**

The Austin Police Department once again donated the side of its headquarters on IH-35 to the *Click It or Ticket* cause. TxDOT installed its 40' x 70' banner featuring two officers. Outdoor companies estimate the banner's value as a billboard to be



**Main Plaza/San Fernando Cathedral, San Antonio**

The San Fernando Cathedral is a focal point of San Antonio's Main Plaza. TxDOT's spokesgiants stopped by to remind San Antonians that you need more than a prayer to keep you safe in a crash—you need to wear your safety belt.

\$7,000 per month.



**Long Center, Austin**

The north portico of Austin's new Long Center for the Performing Arts frames the city in dramatic fashion. Our characters reminded passersby to avoid the drama of a ticket and buckle up.



**Auditorium Shores, Austin**

Our inflatable ambassadors spent the weekend at Auditorium Shores on the banks of Town Lake in Austin. Kids loved the oversized messengers, and parents were reminded to buckle their little ones and themselves.

## Statewide Press Event

The statewide launch of the 2009 *Click It or Ticket* campaign took place on the steps of the State Capitol in Austin on May 7. This year's *Click It or Ticket* campaign featured a pair of young heroes—Ethan Mitchell and Trey Mohler, just 17 and 14 years old. We brought the boys to the Capitol to tell the harrowing story of how safety belts saved their lives when their pickup truck spun out of control and rolled over, landing them dazed and upside down on the side of the highway hanging safely by their safety belts. Their mangled truck was on display so the media could see firsthand just how incredible the boys' survival was and what a difference two thin strips of fabric can make.

A print news release was distributed on the wire in English and Spanish accompanied by color photos of the event. A video news release describing the press event and telling the story of Ethan and Trey was distributed to news stations throughout the state in English and Spanish.

### Statewide Media Outreach

To underscore the state’s focus on younger drivers and passengers during this year’s campaign, TxDOT recruited some of the best and brightest high schoolers from around the state to serve as spokespeople for *Click It or Ticket* 2009. An intensive day of training with our media experts prepared these teenagers for interviews with print, radio and television outlets. They were also encouraged to reach out to their peers in person and via social networking sites. The teens represented the markets where this year’s teen safety belt demonstration project took place, as well as the market where our teen crash survivors are from and Austin:

- *Austin*
- *Dallas/Fort Worth*
- *Houston*
- *Rio Grande Valley*
- *San Antonio*
- *Waco/Temple/Killeen*

In addition to the statewide press event at the Capitol, TxDOT facilitated several local press conferences throughout the state. Many of these events were held in conjunction with the “Giants Invade Texas” tour, taking advantage of the colorful inflatables as an eye-catching backdrop.

TxDOT created a second video news release that focused on the inflatables and their travels across the state as well as the specifics of Texas’ safety belt laws. We pitched the *Click It or Ticket* inflatables story and the teen safety angle tirelessly to news directors among 18 media markets. When called on, local TxDOT spokespeople, their designees and a local teen spokesperson conducted multiple TV and radio interviews. As a result, we received an unprecedented amount of online, print and broadcast coverage in English and Spanish.

### Earned Media Results

The unexpected nature of TxDOT’s giant inflatables and the refreshing perspective from our teen spokespeople attracted a lot of interest from the media. This year’s campaign generated 1,063 news stories (371 print, 450 broadcast and 242 online) and reached Texas news consumers more than 39 million times. Based on previous years’ figures, we predicted that we would be able to generate approximately \$2.1 million in earned media value. In fact, this year’s earned media efforts garnered a public relations value of more than \$4.36 million, exceeding our goals by more than two times over. (Some items could not be valued, including several radio news stories, so the exact value is even higher.) This makes the 2009 *Click It or Ticket* earned media effort TxDOT’s most successful to date.

### *Buckle Up, Texas* Supplemental Efforts

In addition to the *Click It or Ticket* campaign’s core enforcement message, TxDOT traditionally reminds motorists of the safety benefits of safety belts with paid advertising at the beginning of summer vacation season. The \$1.3 million *Buckle Up, Texas* campaign, also directed at adults 18 to 34, included radio and TV spots, radio traffic sponsorships, billboards and interactive advertising.

#### ***Paid Media, Buckle Up, Texas, June 1-21, 2009***

<b>Media</b>	<b>Budget</b>	<b>Description</b>	<b>Impressions</b>
TV	\$533,792	15,671 spots; 16 markets	69,190,239
Radio	\$512,033	13,275 spots; 19 markets (plus Texas State Network)	44,302,906

Outdoor	\$164,998	313 billboards & bulletins in 25 markets; pumps at 147 gas stations in 18 markets; 190 taxi ads in 2 markets; 37 delivery truck ads in 4 markets	106,440,000
Interactive	\$100,744	15,000 click-throughs from ads on Mapquest.com, Yahoo! Maps and Traffic.com	17,300,000
<b>Total</b>	<b>\$1,311,567</b>		<b>237,733,145</b>

Interactive

After creating a strong online presence through banner ads and the new *Click It or Ticket* microsite, we extended our reach even further during the *Buckle Up, Texas* portion of the campaign. To deliver a safety message in a realistic and personal way, we created a new *Buckle Up, Texas* blog. The blog, located at <http://BuckleUpTexas.blogspot.com>, featured true stories from those who had survived car crashes because they were wearing a safety belt. Photos and videos accompanied the stories. One of the benefits of this type of blog is it allows the audience to interact with the message. Readers were able to post comments in response to the stories on the blog, and they were encouraged to share their own stories. *Buckle Up, Texas* online ads featured images—designed to capture the attention of our young male audience—directed Internet users to the new blog.



OVERALL CAMPAIGN VALUE

Combining the \$5.57 million of added value from media vendors with the \$4.37 million of combined earned media value, the 2009 *Click It or Ticket* public education campaign garnered more than \$9.94 million of value for the \$4.24 million investment.





## FY09 COLLEGE WHO'S DRIVING TONIGHT? CAMPAIGN

College-age adults continue to be among the worst offenders when it comes to drinking and driving. Whether it's Spring Break at South Padre Island, tailgating before a football game or just a night on the town, entertainment and events for many in this demographic often include consumption of alcohol in mass.

The *Who's Driving Tonight?* public education campaign uses peer-to-peer outreach and online tactics to reach young adults between 18 and 24 to promote the importance of designating a sober driver. Below is the summary of efforts during the 2009 fiscal year.

### OUTREACH EVENTS

Lenny, the campaign "spokesdeer," and a team of young staffers hit the road to share DWI-prevention messages with college students across the state. A campaign-branded, vintage Airstream trailer served as a mobile billboard and an eye-catching backdrop for the events in five markets:

- Saturday, April 18: Texas A&M University Maroon vs. White Football Scrimmage Kyle Field in College Station, Bryan District
- Wednesday, April 22: University of Texas at Austin Gregory Gymnasium, Austin District
- Saturday, September 12: Rice University vs. Texas Tech University Jones AT&T Stadium, Lubbock District
- Saturday, September 19: Texas State University vs. Texas Christian University Frog Alley, Amon G. Carter Stadium, Fort Worth District
- Saturday, September 26: Texas Tech University vs. University of Houston Robertson Stadium, Houston District



#### **Lenny, Campaign "Spokesdeer"**

A quirky plastic party animal resonated with the young market and reminded students to always designate a sober driver.



**Touch-Screen Video Booth**

Students recorded their own DWI-prevention videos at a touch-screen video kiosk. Videos were tagged with an animated camera card and uploaded to the *Who's Driving Tonight?* YouTube Channel.



**Peer-to-Peer Outreach**

TxDOT's proven peer-to-peer, on-the-ground marketing model was expanded to five college campuses in the 2009 fiscal year.

The primary goal of the activity was to engage students with the brand by allowing them to record their own DWI-prevention video. Students got their 15MB of fame and a chance to win an HD Flip Video Camcorder in exchange for recording a DWI-prevention video at a touch-screen video kiosk.

Once user-generated videos were reviewed, tagged with an animated camera card and uploaded to the *Who's Driving Tonight?* YouTube channel, students received an email with a link to their video. Other outreach goals were to:

- Invite students to sign the *Who's Driving Tonight?* Texas-sized pledge board that read, "Who's Driving Tonight? If I've been drinking, it's not me."
- Take the brand back with them in the form of "magnetic poetry" promotional giveaways and pictures from the exhibit on their own cell phones and cameras.
- Drive students to the *Who's Driving Tonight?* YouTube Channel and encourage them to pass their DWI-prevention video along to their friends.

**Paid Media**

Paid media supported each of the campaign outreach events near college campuses during April and September 2009. TxDOT also placed additional out-of-home media on South Padre Island in March to reach beach-bound Spring Breakers.



**Vintage Airstream Trailer**

The *Who's Driving Tonight?* 1960s, 26-foot Airstream trailer served as a mobile billboard and an eye-catching backdrop for the booth.

***Paid Media, Designate a Driver, March, April, September 2009***

<b>Media</b>	<b>Budget</b>	<b>Description</b>	<b>Metrics</b>
Event Marketing	\$34,350	Events in five college markets in April and September 2009; included booth spaces for outreach team, digital signage, PA announcements, email blasts to students, web banners and flyers in student mailboxes	125,000 attendees
Outdoor	\$35,057	12 boards in six college markets, coordinated with events in March, April and September 2009	32.3 million impressions
Airport Wall Wrap	\$3,880	One wall wrap at Harlingen Airport, gateway to Spring Break festivities on South Padre Island in March 2009	36,000 impressions
Station Domination	\$3,423	"Surround-site" messaging at a convenience store near the beach on South Padre Island during March 2009; included branded pumptoppers, hose handles, pump canopy, squeegees, iceboxes, floor graphics, counter mat and cooler decals	92,600 impressions
Interactive	\$46,218	"VChoice" video ads and companion banners on Tremor Media Network statewide during September 2009	2.74 million impressions 2.46 million video views 18,500 click-throughs
<b>Total</b>	<b>\$122,928</b>		

Paid Media Added Value

Paid media value-add services in the form of paid versus rate and override on billboards and added-value clicks and impressions online, exceeded \$78,600 in value and reached Texans an additional 12.94 million times.

Interactive Marketing

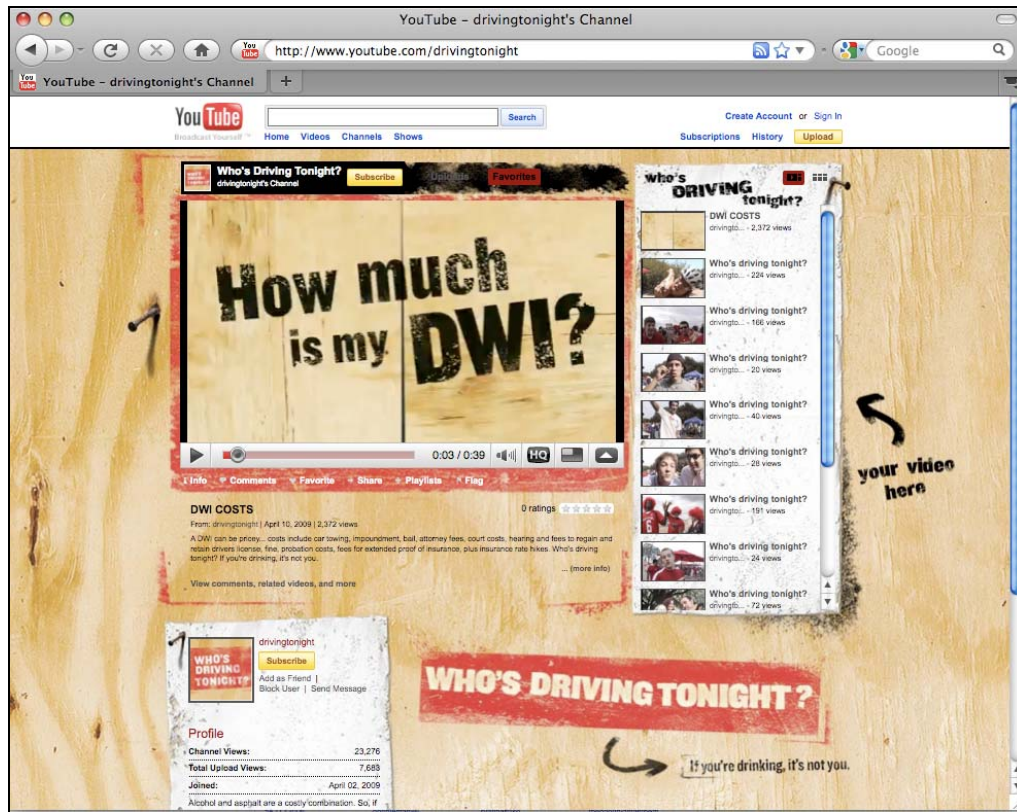
To expand its reach, the whosdrivingtonight.com microsite migrated to a *Who's Driving Tonight?* branded channel on the wildly popular video-sharing website, YouTube. The YouTube channel gave TxDOT the opportunity to connect and create sustained relationships with college students online—in their own world. The headlining video was an engaging, in-your-face animation about the financial costs of a DWI. The user-generated videos featured on the *Who's Driving Tonight?* channel star college students who recorded their own brand of DWI prevention at the video kiosk.

The *Who's Driving Tonight?* outreach efforts produced:

- 275 student-generated videos;
- More than 23,000 channel views;
- More than 8,000 video views

Videos were shared more than 700 times on Facebook and nearly 2,000 times through email, chat and text messages.





"Who's Driving Tonight?" branded YouTube channel

### Earned Media

Given the unexpected nature of this new effort, we pitched the story to college and other local news outlets.

**Print:** Two papers, *The Eagle* and *The Daily Texan*, ran news stories that reached nearly 102,000 readers, generating an estimated \$3,741 in earned media value.

**Broadcast:** Fox 7 in Austin ran a story reaching an estimated audience of 15,730 viewers and garnering an estimated \$967 in earned media value.

**Online:** Three websites, myfoxaustin.com, theeagle.com and dailytexanonline.com, posted news stories that generated an estimated earned media value of nearly \$500 and reached more than 995 readers.

**Earned Media Summary:** Earned media efforts generated more than \$5,200 in public relations value for the *Who's Driving Tonight?* message, reaching more than 118,600 Texans.

### Additional Efforts

TxDOT distributed more than 300,000 promotional and educational items during March to TxDOT's Traffic Safety Specialists (TSSs) and subgrantees for their college DWI-prevention outreach efforts surrounding Spring Break in their districts. Materials included drawstring backpacks, highlighters and pencils. TSSs also used new Exalt expandable banners in their own outreach efforts on local college campuses.





FY09 LABOR DAY *DRINK. DRIVE. GO TO JAIL.* CAMPAIGN

The end of the summer and Labor Day mean many things to Texans: family barbeques, weekends on the lake and the start of the new football season. Along with these celebrations comes a significant spike in the number of motorists on Texas roads and an increase in alcohol-related crashes, injuries and fatalities.

This year’s campaign reminded Texans: if you drink and drive during the Labor Day holiday weekend, you are going to jail. TxDOT partnered with the National Highway Traffic Safety Administration, the Texas Department of Public Safety, the Texas Alcoholic Beverage Commission, the Texas Municipal Police Association and local law enforcement organizations statewide to get drunk drivers off the road.

**Paid Media**

The paid media campaign, which ran from August 21 to September 7, targeted adults from 18 to 34, with special emphasis on males 18–24. DWI-prevention messages were relayed through radio and TV spots, billboards, interactive advertising and alternative media found in and around entertainment districts in major Texas markets.

In the weeks leading up to Labor Day, TxDOT invested \$440,241 in paid media for the statewide *Drink. Drive. Go to Jail.* campaign in the following outlets:

***Paid Media, Drink. Drive. Go to Jail., August 21–September 7, 2009***

Media	Budget	Description	Impressions
TV	\$173,142	2,226 spots; 6 markets	9,311,839
Radio	\$55,525	1,004 spots; 6 markets; Spanish-language; Twitter added-value program	3,715,119
Outdoor	\$92,637	46 boards; 24 markets	67,662,000
Interactive	\$118,937	13,620 click-throughs from ads posted on Yelp, Hulu, local entertainment websites and social media networks	11,243,712
<b>Total</b>	<b>\$440,241</b>		<b>91,932,670</b>

Added Value

Television stations, radio stations, outdoor companies and other media partners donated media services valued at over \$936,000.

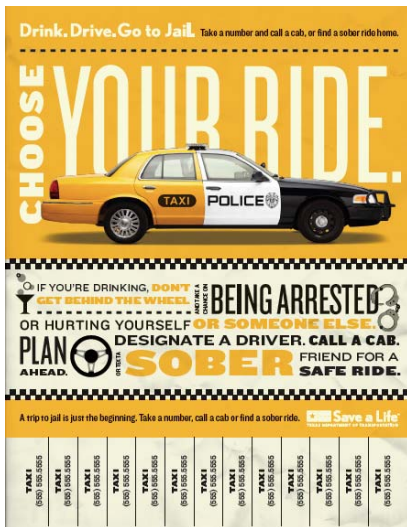
Outreach

**Cop Cabs**

To bring the DWI-prevention message to those most in danger of drinking and getting behind the wheel TxDOT turned fifteen law enforcement vehicles from participating agencies around the state into mobile DWI-prevention billboards. These “cop cabs” were placed around entertainment districts, outside sporting events and at public education events to remind people to find a sober ride or face the consequences of a DWI arrest. Through local participation and a large public relations effort, these unique DWI-prevention tools were featured on local TV news broadcasts, newspaper stories and posted to social media networks by people who saw them on the streets.



**Alternative Media Placement**



TxDOT’s refocused efforts to curb drinking and driving at the point of decision led to some innovative and unexpected tactics. Supporting the “cop cab” mobile billboards, street posters with taxicab phone number pull-tabs were produced and distributed in entertainment districts of major Texas markets. Working with a number of partner state agencies, TxDOT produced and distributed thousands of “Choose Your Ride” decals that were placed within bars, restaurants and convenience stores around the state. Perhaps the most memorable element of the program were bright orange stickers placed on thousands of driver-side windows warning potentially impaired drivers that increased law enforcement forces were out looking for and arresting drunk drivers. The combined efforts of these alternative media tactics, dubbed the “bars-to-cars program,” successfully raised awareness of the impaired driving mobilization by Texas law enforcement and kept DWI-prevention top-of-mind among those purchasing and

consuming alcohol

**Earned Media**

TxDOT kicked off this year’s impaired driving mobilization with a statewide press event at the Long Center in Austin. Media attended the event to witness the unveiling of the cop cab vehicles and hear from a variety of speakers from law enforcement, state agencies and those who were personally affected by drunk driving. TxDOT produced and distributed a broadcast video package, which aired on news stations across the state garnering TxDOT over \$396,000 in earned media value. TxDOT also developed a print news release and distributed it to more than 500 newspapers across Texas bringing in more than \$256,000 in earned media value. Combined with the \$103,811 in earned media value produced through online news sources this year’s Labor Day campaign totaled more than \$755,000 in earned media value.



## Interactive

Online public education efforts followed the focused strategy of the larger campaign by targeting Texans online who were planning to purchase or consume alcohol. DWI-prevention messaging was placed within local online nightlife guides, such as Austin360.com and Guidelive.com, as well as on broad entertainment and dining sites such as Yelp.com. Web users were invited to click through to the revamped TexasDWI.com where they viewed authentic dash-cam footage from alcohol-related traffic stops and learned about the devastating consequences associated with a DWI conviction.

**The Crackdown**

**Consequences**

**Alternatives**

# Drink. Drive. Go to Jail.

**You're legally drunk at .08 BAC, but they can arrest you for less.**

DWI equals jail time, court hearings and much, much more.

**Going out tonight? So are we.**  
Texas leads the nation in drunk driving crashes and fatalities. That's why between August 21st and September 7th, thousands of state troopers and local law officers across Texas will be stepping up patrols and arresting drunk drivers.

**Save a Life**  
TEXAS DEPARTMENT OF TRANSPORTATION

## Overall Campaign Value

Combining the \$936,000 in media donations with the over \$755,000 of earned media value, the 2009 *Drink. Drive. Go to Jail.* public education campaign garnered more than \$1.69 million of value for its \$731,000 investment.

**THIS PAGE INTENTIONALLY LEFT BLANK**

## FY09 SAVE A LIFE SUMMIT

TxDOT hosted the 2009 Save a Life Summit in San Antonio, Texas. The 2009 Save a Life Summit was held August 12–14, at the Westin Riverwalk Hotel in the heart of the river city.

This annual traffic safety conference allowed leaders and field personnel from all avenues of Texas traffic safety to gather, to teach and to share the challenges and success stories from their communities. In addition to collaboration and information sharing, participants received recognition for the commendable jobs they do to prevent traffic crashes, injuries and fatalities in their communities at the annual awards luncheon.

### General Sessions

- Welcome to the Future  
*Terry A. Pence, Texas Department of Transportation*  
*Georgia Chakiris, National Highway Traffic Safety Administration*  
*Katrina Daniels, Bexar County District Attorney's Office*  
*Carol T. Rawson, Texas Department of Transportation*
- Objects in the Mirror Are More Complicated Than They Appear  
*Tom Vanderbilt, Author, Traffic: Why We Drive The Way We Do (and What It Says About Us)*
- Driving & Technology: Where's the Off Button?  
*Deborah Trombley, National Safety Council*  
*Mike Fahnert, Safe Driving Systems*  
*Pete Allen, GreenRoad North America*
- Getting Good, Clean ZZZs  
*Dr. Nilesh Dave, University of Texas Southwestern Medical Center at Dallas*
- The Intersection Of Crashes and Crimes  
*Ken Morckel, First Response Solutions*  
*Bea Pyle, Texas Department of Transportation*
- Impaired Driving Prevention Panel  
*Chief William McManus, San Antonio Police Department*  
*Captain Casey Goetz, Texas Department of Public Safety*  
*Laura Dean-Mooney, Mothers Against Drunk Driving*  
*Sean Carter and Jenny Carter, When Sean Speaks*  
*Jacqueline Saburido, HelpJacqui.com*

### Workshops

- Alcohol: The Ultimate Reality
- Banding Together to Reduce Crashes
- From Statistics to Solutions
- Get Current on CPS Standards
- Giving Kids a Boost with a New Law
- Impaired Driving: How Much is Too Much?
- Know Your News: On-Camera Media Training
- No Child Left Unbuckled
- Reaching Teens in Real Time
- Safety on Two Wheels: A Two-Way Street
- Teaching Teens to Drive for Their Lives—and Ours
- When a Crash is a Crime: Protecting the Scene



## Conference Website

TxDOT designed and developed a conference website where more than 330 traffic safety advocates registered, volunteered, nominated individuals and organizations for awards and submitted workshop ideas—all with the click of a mouse.



## Materials

TxDOT designed and produced conference materials centered around the colorful San Antonio theme. Materials for the more than 330 conference participants included:

- Agendas
- Signage
- Name badges
- Leather mini-padfolios
- Tumblers
- Award certificates
- Notepads



## Conference Evaluation

Hundreds of session evaluation forms were distributed, collected and reviewed before sending the feedback to each speaker, along with Certificates of Appreciation. In addition to the “on the spot” evaluation forms, TxDOT also developed and conducted an overall conference evaluation online. The overall conference experience received an average rating of 3.54 (on a 4.0 scale) by Summit attendees. Many traffic safety professionals reported that they love the annual conference because they return to their jobs rejuvenated and motivated to continue their lifesaving work.

## ON THE ROAD IN TEXAS AND LOS CAMINOS DE TEXAS RADIO NEWS



### FEATURES

For the last decade, the *On the Road in Texas* (OTR) radio series has been delivering driving tips, information on traffic laws and reminders about dozens of traffic safety issues to millions of Texans, many of whom are in rural listening areas. In each spot, DPS Troopers served as the voice of authority, informing listeners about traffic safety laws and providing tips for safe driving.

The *On the Road in Texas* inventory of 60-second radio news features now includes:

- 369 English spots
- 139 Spanish spots

### On the Road in Texas & los caminos de texas: LONG FORMAT

TxDOT distributed *On the Road in Texas* English features and *Los Caminos de Texas* Spanish features to the Lone Star News Network, delivering driving tips, information on traffic laws and reminders about dozens of specific traffic safety issues. A network of **235 radio stations** throughout Texas played the spots regularly.

To enhance its library of spots in the 2009 fiscal year, TxDOT also researched, developed and produced:

- 15 new and 12 revised English spots, along with
- 15 new and 12 revised Spanish traffic safety radio news features.

### Street Smarts: Short Format

TxDOT also offered 30-second versions of its traffic safety radio features to meet the request of radio stations in the state's largest metropolitan areas for shorter features. This urban radio program, dubbed *Street Smarts*, targeted a younger audience with features on teen drivers, distracted driving and speeding.

TxDOT researched, developed and produced 26 new *Street Smarts* radio features in 2009.

### Overall Value

The stations broadcast the long-format features—at no cost to TxDOT—to a weekly audience of 1.5 million listeners. The series generated a value of **\$2.68 million in free coverage** for traffic safety messages.



## FY09 REALITY TV, Z-GENERATION: FASHIONING FUTURE DRIVERS

### Motivational Media Assemblies

TxDOT enlisted the help of Motivational Media Assemblies to conduct a large-scale outreach program within Texas high schools and middle schools. Through the hour-long “Showtime” program the team set out to inspire and motivate young people around Texas to make good decisions and develop strong character.



**Motivational Media Assemblies “Showtime,” August 1–September 30, 2009**

Month	Schools	Showings	Estimated Attendance
March	3	4	3,734
April	2	3	1,777
May	16	16	16,148
June	1	2	N/A
August	11	13	6,388
September	40	62	41,433
<b>Total</b>	<b>73</b>	<b>100</b>	<b>69,480</b>

Two teams traveled across the state displaying the “Showtime” program on a three-screen canvas over 43 feet wide and 12 feet tall. Popular music, film and television were used to make a connection with the students and communicate the importance of making healthy decisions in their life and the impact that may have on their future. Before each show date, TxDOT-sponsored curriculum was distributed to the school’s staff to start a dialog about the themes and messages found in the “Showtime” program.



Motivational Media Assemblies successfully visited over 70 schools providing 100 shows to almost 70,000 middle school and high school students in Texas. Feedback from both the faculty and students was fantastic and many of the schools have asked the team to return in 2010 to present one of the many other shows produced by Motivational Media Assemblies.

#### Additional Efforts

TxDOT began another chapter in the very successful DWI-prevention series featuring Jacqui Saburido and Reggie Stephey. The contract with Jacqui was renewed and new footage and photographs were produced for a third installment in the video program while work began on fresh packaging and posters for the pieces to be distributed in schools.

**THIS PAGE INTENTIONALLY LEFT BLANK**

## TEXAS DRIVER'S QUIZ AND PRUEBA DE MANEJO TELEVISION NEWS FEATURES

The *Texas Driver's Quiz* (TDQ) project used 60-second TV news features to educate Texas motorists about traffic safety laws and offer advice to improve driver, pedestrian and cyclist behavior. News directors for highly rated TV newscasts in Texas aired the features as part of their local news programs at no charge to TxDOT.

The TDQ features, produced in English and Spanish, used an engaging question-and-answer format and challenged drivers to test their knowledge of the rules of the road. State troopers, traffic safety experts and everyday Texans elaborated on the answers by talking to an off-camera reporter, creating a natural "news package" look and feel.

In 2009, TxDOT wrote and produced twenty-six scripts for 60-second *Texas Driver's Quiz* traffic safety television news features and adapted them to produce twenty-six 60-second Spanish *Prueba de Manejo* traffic safety television news features. The spots were distributed in four sets to 22 stations across the state.

In its sixth year, the TDQ project continued to grow. A total of 22 stations in 17 media markets across the state aired the features this year. The statewide audience for each spot aired reached more than 636,500 Texans. Spanish-language *Univision* stations in ten markets—Amarillo, Austin, Corpus Christi, Dallas, El Paso, Houston, Laredo, Odessa/Midland, San Antonio and the Rio Grande Valley—picked up the features for their newscasts.

### Interactive

TxDOT's TDQ website ([www.texasdriversquiz.org](http://www.texasdriversquiz.org)), allowed visitors to both view and download features about general traffic safety, safety belts, child passenger safety, teen drivers, drunk driving and distracted driving. The website was also a valuable resource for TxDOT's traffic safety specialists and others who wanted to incorporate videos into their presentations to schools, health fairs or community organizations. In FY2009, the TDQ online videos boasted more than 3,000 views.

### Overall Value

The airtime donated by stations helped TxDOT achieve much-needed media value to meet federal match requirements. In FY2009, the value of free airplay was estimated at **\$707,850**.

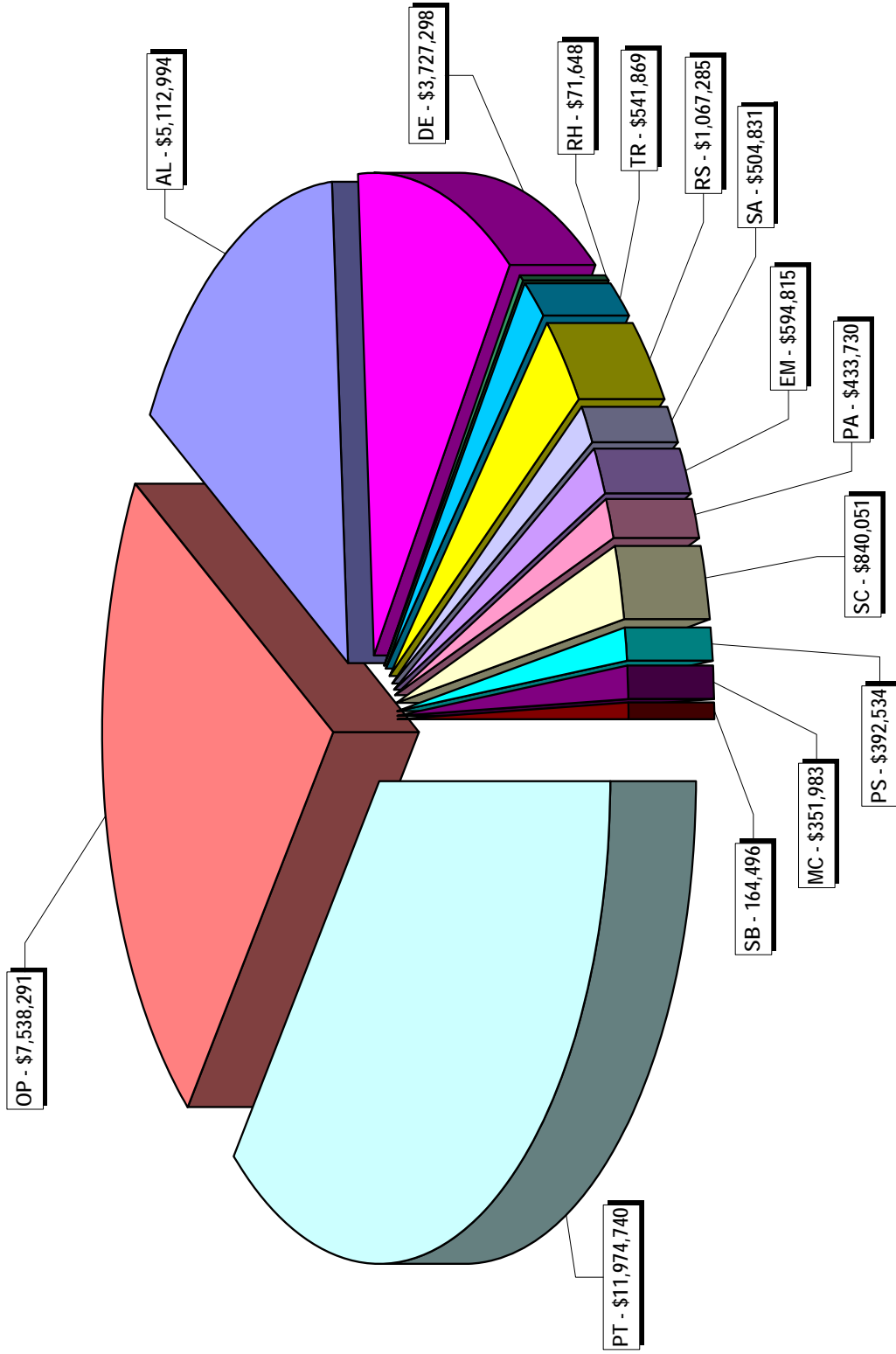
**THIS PAGE INTENTIONALLY LEFT BLANK**

# ***Section Five***

## FINANCIAL SUMMARY

**THIS PAGE INTENTIONALLY LEFT BLANK**

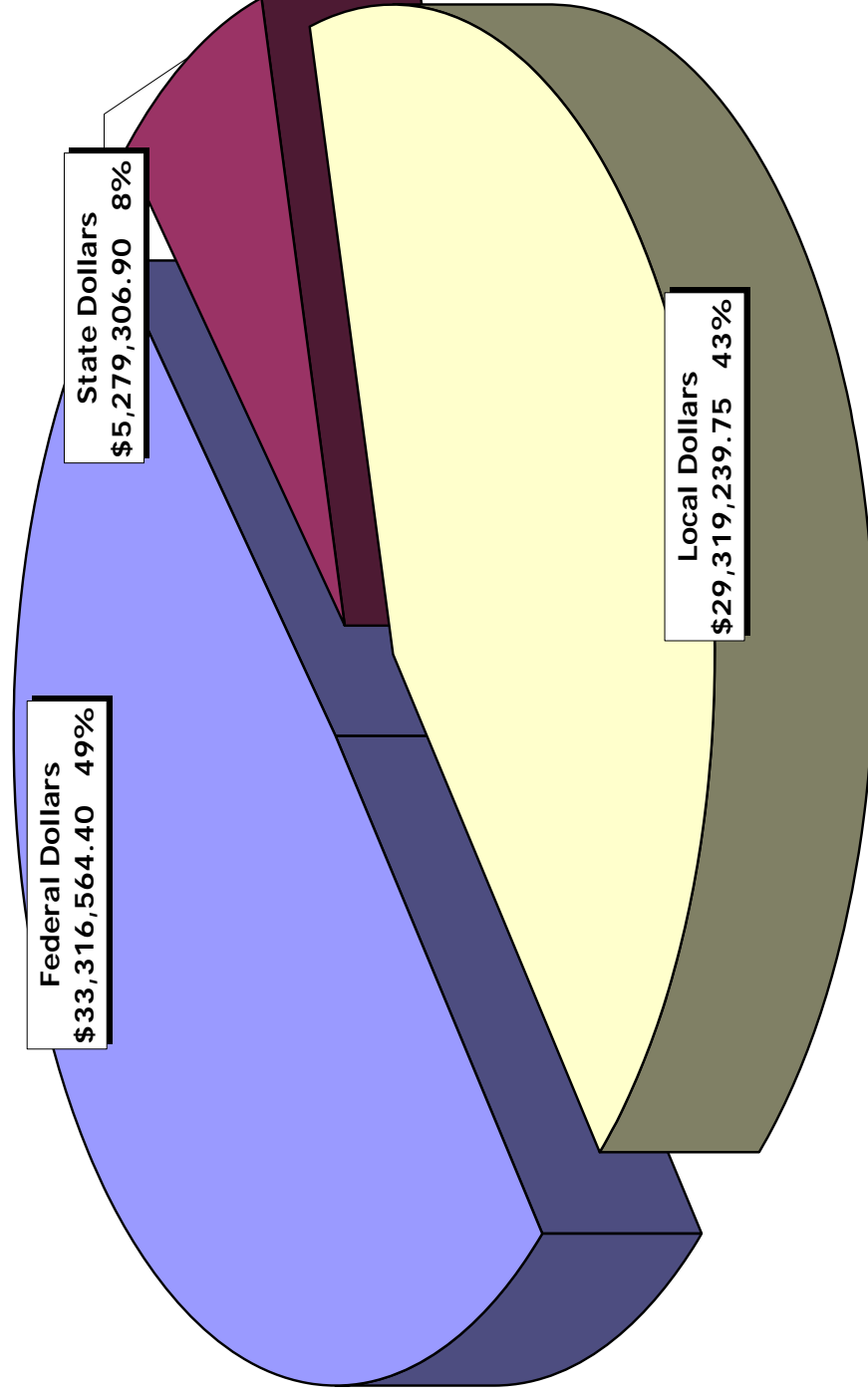
### Federal Expenditures by Program Area for FY2009



**THIS PAGE INTENTIONALLY LEFT BLANK**



### TOTAL TRAFFIC SAFETY EXPENDITURES FY 2009



Total Expenditures = \$67,915,111

**THIS PAGE INTENTIONALLY LEFT BLANK**

## FY 2009 Traffic Safety Funds Traffic Safety Program Expenditure Summary

Program Area	# Proj	Total	FEDERAL							MATCH			Fed. 402 to Local		
			402	405	406	408	410	2010	STATE	INCOME	LOCAL				
Planning and Administration	Planned: 8	\$3,065,517.44	\$498,833.96									\$2,545,500.00		\$21,183.48	
	Actual: 8	\$3,693,385.37	\$433,729.54									\$3,242,838.28		\$16,817.55	
Alcohol and Other Drug Counter Measures	Planned: 109	\$8,034,768.70	\$2,504,338.53					\$3,396,703.05				\$207,200.00	\$1,950.00	\$1,316,877.98	
	Actual: 105	\$7,635,572.68	\$2,160,318.13					\$2,952,675.45				\$172,006.00		\$2,350,573.10	\$1,024,477.96
Emergency Medical Services	Planned: 1	\$1,395,642.83	\$936,267.78											\$459,375.05	
	Actual: 1	\$2,680,574.75	\$594,814.74											\$2,085,760.01	
Motorcycle Safety	Planned: 3	\$400,516.81	\$116,575.91							\$243,343.72				\$40,597.18	
	Actual: 3	\$391,840.27	\$110,838.95							\$241,144.54				\$39,856.78	
Occupant Protection	Planned: 84	\$17,566,864.38	\$2,513,136.39	\$2,641,885.00	\$2,948,906.21									\$9,462,936.78	\$1,297,779.94
	Actual: 80	\$20,289,397.19	\$2,199,834.06	\$2,541,897.56	\$2,796,558.95							\$881.00	\$12,750,225.62	\$1,004,881.91	
Pedestrian/Bicycle Safety	Planned: 3	\$544,342.21			\$440,867.94									\$103,474.27	
	Actual: 3	\$570,034.79			\$392,534.17									\$177,500.62	
Police Traffic Services	Planned: 94	\$19,609,232.89	\$12,858,423.74											\$6,750,809.15	\$34,845.00
	Actual: 92	\$18,761,125.20	\$11,974,740.00											\$6,786,385.20	
Speed Control	Planned: 18	\$1,296,659.66	\$1,008,229.05											\$288,430.61	\$1,008,229.05
	Actual: 18	\$1,128,370.23	\$840,050.99											\$288,319.24	\$840,050.99
Traffic Records	Planned: 7	\$5,660,733.56	\$72,644.50			\$1,946,360.02						\$3,538,592.00		\$103,137.04	\$72,644.50
	Actual: 7	\$3,362,724.86	\$70,096.81			\$686,612.58						\$2,503,297.15		\$102,718.32	\$70,096.81
Driver Education and Behavior	Planned: 21	\$7,651,678.24	\$54,454.35	\$4,148,303.43								\$1,864,653.35		\$1,584,267.11	
	Actual: 21	\$8,415,179.32	\$49,201.95	\$3,678,096.36								\$1,864,462.62		\$2,823,418.39	
Railroad / Highway Crossing	Planned: 1	\$103,040.54		\$92,670.01										\$10,370.53	
	Actual: 1	\$79,701.31		\$71,648.08										\$8,053.23	
Roadway Safety	Planned: 5	\$2,118,739.83	\$1,321,384.24											\$797,355.59	
	Actual: 5	\$2,731,095.38	\$1,067,285.35											\$1,663,810.03	
Safe Communities	Planned: 5	\$675,155.46	\$356,540.85	\$166,205.43										\$152,409.18	\$356,540.85
	Actual: 5	\$671,796.91	\$351,177.70	\$153,652.87										\$166,966.34	\$351,177.70
School Bus	Planned: 2	\$206,415.67		\$177,924.40										\$28,491.27	
	Actual: 2	\$222,450.00		\$164,495.68										\$57,954.32	
<b>TOTALS:</b>	Planned: 361	\$68,329,308.22	\$22,240,829.30	\$2,641,885.00	\$7,974,877.42	\$1,946,360.02	\$3,396,703.05	\$243,343.72	\$8,155,945.35	\$1,950.00	\$21,727,414.36	\$16,832,466.06			
	Actual: 351	\$70,633,248.26	\$19,852,088.22	\$2,541,897.56	\$7,256,986.11	\$686,612.58	\$2,952,675.45	\$241,144.54	\$7,782,604.05	\$881.00	\$29,318,358.75	\$15,169,841.93			

**T HIS PAGE INTENTIONALLY LEFT BLANK**

***Section Six***  
**BEST PRACTICES**

**THIS PAGE INTENTIONALLY LEFT BLANK**

## OVERVIEW

Texas has identified best practices employed by projects within the Traffic Safety Program. These are practices which significantly increased the effectiveness and efficiency of the project in meeting the goals of the program. When shared, these best practices can hopefully help improve other projects within the Texas program, as well as similar programs in other states.

### TEXAS AGRILIFE EXTENSION SERVICE

<b>Organization:</b>	<b>Texas AgriLife Extension Service</b>
<b>Project Title:</b>	<b>Passenger Safety</b>
<b>Project ID:</b>	<b>2009-Texas Ag-G-MYG-Yr1-0012</b>
<b>Noteworthy Practices:</b>	<p>Texas AgriLife Extension Service has County Extension Agents serving all 254 counties in the State of Texas. Each of the Agents maintains a working relationship with print news media outlets in their area. The Passenger Safety Project Director ensures that during each traffic safety mobilization occurring throughout the year all Extension Agents are equipped with earned media templates and talking points. The Agents make use of their existing relationships with print media outlets to author traffic safety related articles and announcements during Click it or Ticket, Impaired Driving Mobilizations, Child Passenger Safety Week, Prom Season, and Spring Break.</p> <p>These articles provided tremendous coverage for TxDOT Traffic Safety Programs in areas of the state which might not otherwise receive coverage. The Passenger Safety Project documents this news coverage by submitting copies of the articles and quantifying the value of the coverage in dollars claimed as local match.</p> <p>The Passenger Safety Project Director uses current media industry standards to determine the value of articles and announcements appearing local publications. Three important benefits result from this effort:</p> <ul style="list-style-type: none"> <li>• <i>Increased Earned Media</i></li> <li>• <i>Increased Match Dollars</i></li> <li>• <i>Increased Public Education (most importantly)</i></li> </ul>
<b>Evidence of Success:</b>	<p><i>The Passenger Safety project delivered \$81,859.10 of match over the amount required in the original budget. This included more than \$18,300 from earned media in newspapers during the 3<sup>rd</sup> and 4<sup>th</sup> quarters. During FY09 there were more than 62 newspaper articles and more than 9 TV/Radio spots.</i></p> <p><i>Each year Texas AgriLife Extension puts out an article to support the Click It or Ticket campaign on their AgNews Service which reaches newspaper, radio and television markets across the state.</i></p>

## TEXAS TRANSPORTATION INSTITUTE (TTI)

<b>Organization:</b>	<b>Texas Transportation Institute (TTI)</b>
<b>Project Title:</b>	<b>Motorists Awareness of Motorcycles (MAM) Campaign Implementation</b>
<b>Project ID:</b>	<b>2009-TTI-G-SYG-0220</b>
<b>Noteworthy Practices:</b>	<p>In a partnership with the Texas Association of Broadcasters (TAB), the Texas Transportation Institute (TTI) managed the Motorists Awareness of Motorcycles (MAM) Campaign public service announcements (PSA) delivery during June – September 2009; radio and television.</p> <p>The time frame far exceeded all previous time frames for motorcycle safety PSA's. The TAB represents free, over-the-air radio and television stations; since 1953. TTI utilized the TAB's Non-Commercial Sustaining Announcement Program (NCSA) to extend the reach of public education messages; in this instance, motorists' awareness of motorcycles.</p> <p>The TAB distributed the awareness message to every radio and television station in Texas. Broadcasters in turn generously donated airtime to the awareness campaign and submitted reporting affidavits to TAB; TAB handled all the tracking.</p>
<b>Evidence of Success:</b>	<p><i>TAB reports indicated that the MAM Campaign aired on almost 150 stations across the State; large markets and small. The total number of documented announcements through September 23, 2009 was <b>14,588</b>; worth a dollar value of <b>\$797,204</b>.</i></p> <p><i>The <b>\$797,204</b> value was almost a <b>10-to-1</b> ratio to the originally (grant-funded) <b>\$80,000</b> fee. The <b>\$80,000</b> invested through TAB was a huge success; which covered 16 out of 25 of TxDOT districts.</i></p>



## TEXAS MUNICIPAL POLICE ASSOCIATION (TMPA)

<b>Organization:</b>	<b>Texas Municipal Police Association (TMPA)</b>
<b>Project Title:</b>	<b>Police Traffic Services Support and Texas LEADRS Maintenance and Integration</b>
<b>Project ID:</b>	<b>2009-TMPA-G-MYG-Yr1-0244 (1)</b>
<b>Noteworthy Practices:</b>	<p>The Texas Municipal Police Association (TMPA) continued to shift the application systems integrations of the Texas Law Enforcement Advanced DUI/DWI Reporting System (LEADRS) with law enforcement agencies' Records Management Systems (RMS) to a vendor-driven solution.</p> <p>The application systems integration consisted of TMPA providing oversight of the embedding of the software source code, application testing, and roll outs of the application to law enforcement agencies. The TMPA IT sub-contractor managed the software quality assurance process; testing consisted of unit testing to test the functionality of the specific sections of the code, performed software integration testing to verify interfaces, performed systems integration testing to assurance requirements were met, performed regression testing to determine if defects existed, and user acceptance testing of the integrated product.</p> <p>In addition, the TMPA IT sub-contractor performed non-functional software testing consisting of software performance and load testing, hardware stress testing, and database capacity sizing.</p>
<b>Evidence of Success:</b>	<p><i>The shift to a vendor-driven solution by TMPA yielded three (3) TX LEADRS software integrations; this resulted in multiple integrations being accomplished for the first time in the history of the TX LEADRS project. The performance testing continued to provide benchmark results with application load, database sizing, and hardware stress capacity of the TX LEADRS web-based application.</i></p> <p><i>The performance testing also surfaced database issues that would have otherwise not been detected; the IT administrator was able to address the issues in a more informed posture and is better able to address further issues in a proactive manner. With formal software application development controls in place and project management methodologies utilized, TX LEADRS is better positioned to be presented as a stable, secure, and data capable environment now and in the foreseeable future.</i></p>

## IRVING POLICE DEPARTMENT

<b>Organization:</b>	<b>Irving Police Department</b>
<b>Project Title:</b>	<b>STEP Comprehensive Grant</b>
<b>Project ID:</b>	<b>2009-Irving-S-MYG-Yr1-0117</b>
<b>Noteworthy Practices:</b>	<p>The Irving Police Department has 350 sworn officers assigned to Police the 69 square miles of the City of Irving as well as providing service to the 212,250 residents. Irving has 5 major freeways and is located next to DFW International Airport and is a major business center causing an increase in commuter traffic during the morning and evening commutes.</p> <p>The Irving Police Department Records Section compiles a monthly Traffic Summary Report which includes Monthly data on Accidents, Traffic Enforcement, and DWI Arrests. This report not only keeps the Fiscal Year to Date but also compares the data collected for the current month to the data collected during the previous year for the same month.</p> <p>Utilizing this data as well as the Top 20 Accident locations report compiled using the Computer Aided Dispatch and citizen complaints, the Department is able to direct their enforcement to problem areas. This includes directing patrols utilizing the Comprehensive Grant. This detailed record keeping and analysis also allows the Project Director to provide a comparison to previous fiscal years in each monthly performance report. The ability to provide accurate measurement of progress towards the project goals and compare results to previous fiscal years is a very noteworthy practice.</p>
<b>Evidence of Success:</b>	<p><i>Utilizing the data collected and directing the enforcement effort has resulted in a 22.3% decrease in wrecks involving personal injury, a 31.8% decrease in wrecks where speed is a factor, and a 19.7% decrease in wrecks involving alcohol. This has occurred with only a 2.8 percent increase in citations, and a 14.3% increase in DWI Arrests. Fatality wrecks remained flat at 16 for the 08-09 Fiscal year as compared to 06-07 Fiscal year.</i></p>

CITY OF ODESSA POLICE DEPARTMENT

<b>Organization:</b>	<b>City of Odessa Police Department</b>
<b>Project Title:</b>	<b>STEP - 2009 Comprehensive</b>
<b>Project ID:</b>	<b>2009-Odessa-S-SYG-0063</b>
<b>Noteworthy Practices:</b>	<p>The City of Odessa Police Department conducts an operation named <b>Red for a Reason</b>. This operation takes place at the city's busiest intersections and is operated by placing two officers wearing plain clothes on opposite corners at the intersection.</p> <p>The two officers serve as violation observers while carrying cardboard signs that read <b>Red for a Reason</b> or <b>Odessa Police Department is working to make you safe</b>.</p> <p>Eight other officers who are in patrol cars are the traffic stop officers. The two plain clothes officers call out violators who run red lights, fail to obey the occupant protection laws and any other infractions they observe.</p> <p>When it comes to catching intersection traffic control violators the <b>Red for a Reason</b> assignment works extremely well. Officers have found this technique is also very effective in detecting occupant protection violations.</p> <p>The department has found that the Red for a Reason operation is a better use of directed enforcement than regular traffic enforcement techniques. The ease in which violations are spotted is attributed to the close proximity to the violations and positioning of the observers.</p>
<b>Evidence of Success:</b>	<i>The Odessa Police Department issued 573 Intersection Traffic Control citations, maintained a STEP Element Indicator of 3.80, and an overall STEP Indicator of 4.62.</i>

TEXAS DEPARTMENT OF STATE HEALTH SERVICES

<b>Organization:</b>	<b>Texas Department of State Health Services</b>
<b>Project Title:</b>	<b>Safe Riders</b>
<b>Project ID:</b>	<b>2009-TDSHS-G-SYG-0260</b>
<b>Noteworthy Practices:</b>	<ol style="list-style-type: none"> <li>1. Safe Riders developed an <b>electronic telephone log</b> through Microsoft Access that provides an organized and well-documented approach to handling calls from the public. Each telephone caller is logged in with identifying information. The page contains easy, drop-down menus to refer eligible clients to child seat distribution programs, Safe Kids coalitions, inspection stations or other services as appropriate. Beyond the immediate help it provides to Safe Riders staff with each caller, the system maintains a record of calls and any subsequent referrals, so that database searches can be conducted for any caller. The system also provides an accurate record of calls for grant reporting purposes and planning.</li> <li>2. Safe Riders developed and maintains an <b>online order form</b> for child passenger safety educational materials on its website. Requestors can check the items desired, include their shipping address and submit the request online for quick processing. Safe Riders receives the requests electronically and is normally able to fill and mail each order within 1 – 2 weeks. Changes to the order form are easy and quick to make, as is necessary.</li> </ol>
<b>Evidence of Success:</b>	<ol style="list-style-type: none"> <li>1. <i>Telephone log: Safe Riders' handled 10,903 technical and referral calls during Fiscal Year 2009 (FY09), exceeding its grant objective (4,000) for that activity by 272%. This represents a considerable increase in calls that were generated due to public interest and need that resulted from the passage of new occupant protection laws in Texas. Many of these calls resulted in the referral of eligible clients to child seat distribution programs that are coordinated by Safe Riders. During FY09, the telephone referral system contributed to the success of the Safe Riders distribution program, with 116 community partners conducting 1,959 classes, distributing 6,963 child seats to low-income families.</i></li> <li>2. Online order form: Safe Riders mailed 250,871 educational pieces, mostly in quantities of 200 – 300 per mailing, to hundreds of organizations during FY09 using the online ordering system.</li> </ol>

***Section Seven***  
**TRAFFIC SAFETY OUTLOOK**

**THIS PAGE INTENTIONALLY LEFT BLANK**

## CONTINUED FOCUS ON ALCOHOL-RELATED FATALITIES

From 2003 – 2007, Texas experienced a reduction in fatalities from year to year. Unfortunately, Texas experienced a slight increase in fatalities from 3,461 in 2007 to 3,468 in 2008. Alcohol continues to be a major contributing factor in traffic crashes and fatalities. Future program efforts need to continue to include education, training, and enforcement project to address this problem.

## SHARE THE ROAD

An alarming concern in the overall number of traffic fatalities is the significant increase in motorcycle fatalities. A record 529 motorcyclists (operators and passengers) died in crashes in 2008. Fifty-six percent (56%) of motorcyclists killed were not wearing helmets at the time of the crash. Motorcycle fatalities were 10% of Texas' overall fatalities two years ago. In 2008, they were over 15% of the fatalities. However, motorcycles represent only 2% of the vehicle mix. Additional attention needs to be placed on motorcycle training, being properly licensed, wearing protective equipment, driving while impaired issue, and enhancing public information and education campaigns such as Share the Road to improve motorcycle safety.

## STRATEGIC PLANNING

Texas will conduct a Strategic Planning Meeting for the Traffic Safety Program during FY 2010. The last formal Strategic Planning Meeting was conducted in FY 2003. At that time a Performance Plan with goals, strategies and objectives was developed that addressed FY 2004-2010. Now that recent crash data is available to assist with program planning, a Strategic Planning Meeting will be conducted to review and update program goals, strategies, and objectives for FY 2012- 2016.

## IMPROVED CRASH REPORTING

A new crash form (CR-3) becomes effective in Texas on January 1, 2010. Training will be provided to law enforcement throughout the state on the new form to help increase timely reporting and accuracy. Training will also address the 2010 Edition of the *Instructions to Police for Reporting Crashes* (CR-100). The CR-100 has undergone significant changes in an effort to make it more user-friendly and to clarify instructions and requirements.

## SPECIAL MANAGEMENT REVIEW (SMR)

TxDOT will undergo a Special Management Review (SMR) during FY 2010. The reason for the SMR is based on Texas' rate of alcohol-related fatalities. States were selected for a SMR after an analysis of data for fatalities in alcohol impaired driving crashes for the years 2005 through 2008. SMR's are scheduled as a result of a State's consistent performance below the national average and progress less than half of that recorded by the nation as a whole. A SMR examines management and operational practices in a specific program area to identify opportunities to improve performance.

Texas was selected for the SMR based on its **Impaired Driving Fatality Rates** as identified in (FARS)

- Performance Measure: Alcohol-impaired driving fatality rate per 100 million VMT (fatal crashes that involve at least one driver or a motorcycle rider (operator) with a blood alcohol concentration (BAC) of 0.08 grams per deciliter or higher; FARS).
- Improvement Measure: Percent decrease in the alcohol-impaired driving fatality rate from the year prior to the three year span until the end of the three year span. Most recent years for which data are available: 2005 (base year), 2006, 2007, and 2008.

Fatality Rate		
Year	Texas	National
2005	0.561	0.457
2006	0.588	0.45
2007	0.55	0.433
2008	0.54	0.402

The national Alcohol-impaired driving fatality rate decrease was 12.04% (half is 6.02%). Texas' alcohol-impaired driving fatality rate decrease from 2005 to 2008 was 3.74%, which is less than one-half of the national alcohol-impaired driving fatality rate decrease (6.02%).

Texas' alcohol-impaired driving fatality rate was greater than the national average rate for the most recent three years and our alcohol-impaired driving fatality rate decrease from 2005 to 2008 was less than one-half of the national alcohol-impaired driving fatality rate decrease. Unfortunately, because of these two factors

Texas meets the criteria for selection for a SMR of its impaired driving program. NHTSA will schedule a time to conduct the SMR during FY 2010. The SMR may lead to the joint development of a Performance Enhancement Plan (PEP).

## IMPROVING THE PLANNING PROCESS

In the Spring of 2009, the Traffic Safety Section began an initiative to revise, standardize and document the planning process, and determine ways to streamline and automate the functions within it. This initiative is comprised of the following phases & activities:

### Phase 1: Proof-of-Concept (FY 2010)

- *Formalize the Traffic Safety Lifecycle*
- *Develop a Traffic Safety Planner Guide*
- *Streamline & Automate the Project Approval / HSPP Process*
- *Analyze and Design a Traffic Safety Repository and Portal*
- *Revise/Refine the Strategic and Performance Planning Processes*
- *Streamline & Automate the Annual Report Process*

### Phase 2: Integration with eGrants (FY 2011)

- *Incorporate Proof-of-Concept Automation into eGrants*
- *Enhance & Further Automate the Proposal Scoring process*
- *Develop and Implement a Traffic Safety Repository and Portal*
- *Integrate Planner Processes, etc. into the Traffic Safety Manual*

## CONTINUED ENHANCEMENTS TO EGRANTS

### FY 2008 Initial Implementation

In order to streamline the grant management process, TRF-TS procured a automated grants management solution. The Traffic Safety Electronic Grants Management System (eGrants) went live in January of 2007 at the beginning of the FY 2008 Grant Lifecycle. The original implementation included modules for the completion, submission, and scoring of traffic safety grant proposals. It also included modules for the completion, submission and approval of performance reports and requests for reimbursement (RFR). It also included an automated interface with TxDOT's financial management system (FIMS) for payments to subgrantees. TRF-TS continues to enhance eGrants, as described below:

### FY 2009 Enhancements

- *Multi-Year Grant option*

### FY 2010 Enhancements



- *Implement Project Grading*
- *Enhance the 3-year grant process (formerly Multi-Year grants)*
- *Incorporate All "Buckle Up Texas" Functionality*
- *Enhance the FIMS interface to allow for the automatic updating of payment status of each RFR*

FY 2011 Enhancements

- *Implement a new eGrants User Interface*

**THIS PAGE INTENTIONALLY LEFT BLANK**

---

**TRAFFIC SAFETY OUTLOOK**

*Appendix A*  
PROJECT CROSS REFERENCES

**THIS PAGE INTENTIONALLY LEFT BLANK**

**Project Cross-Reference by Task**

<b>Program Management Projects</b>									
Organization / Project Number	PA	Fund Source	Federal Funds	State Funding	Prog. Income	Local Match	Project Total		
Driving Jacks	AL	410 K8	Planned: \$3,385.00 Actual: \$3,077.39			\$3,445.01	\$6,830.01		
2009-DrivingJ-G-SYG-0305						\$3,131.95	\$6,209.34		
Texas Department of State Health Services - ISG	TR	408 K9	Planned: \$595,375.02 Actual: \$435,538.87			\$89,573.10	\$684,948.12		
2009-TDSHS-IS-G-SYG-0355						\$89,573.10	\$525,111.97		
Texas Municipal Police Association	PT	402 PT	Planned: \$1,075,560.10 Actual: \$1,040,299.29			\$124,010.00	\$1,199,570.10		
2009-TMPA-G-MYG-Yr1-0244						\$126,032.26	\$1,166,331.55		
Texas Transportation Institute	AL	410 K8	Planned: \$38,104.86 Actual: \$26,341.37			\$4,270.36	\$42,375.22		
2009-TTI-G-MYG-Yr1-0222						\$2,977.55	\$29,318.92		
Texas Transportation Institute	SA	406 K4SA	Planned: \$166,205.43 Actual: \$153,652.87			\$18,528.74	\$184,734.17		
2009-TTI-G-MYG-Yr1-0253						\$17,179.51	\$170,832.38		
Texas Transportation Institute	PA	402 PA	Planned: \$49,940.81 Actual: \$46,695.34			\$5,585.80	\$55,526.61		
2009-TTI-G-SYG-0094						\$5,224.71	\$51,920.05		
Texas Transportation Institute	MC	402 MC	Planned: \$30,536.89 Actual: \$29,798.61			\$3,413.94	\$33,950.83		
2009-TTI-G-SYG-0207						\$3,346.22	\$33,144.83		
Texas Transportation Institute	PA	402 PA	Planned: \$53,212.00 Actual: \$52,291.95			\$6,008.00	\$59,220.00		
2009-TTI-G-SYG-0271						\$5,929.39	\$58,221.34		
Texas Department of Transportation	TR	408 K9	Planned: \$1,260,985.00 Actual: \$214,840.00	\$3,538,592.00			\$4,799,577.00		
TRF-TS Crash Records Operations				\$2,503,297.15			\$2,718,137.15		
Cambridge Systematics	TR	408 K9	Planned: \$90,000.00 Actual: \$36,233.71				\$90,000.00		
TRF-TS Traffic Records Support							\$36,233.71		
Texas Department of Transportation	PA	402 PA	Planned: \$2,245,500.00 Actual: \$3,117,346.08			\$2,245,500.00	\$2,245,500.00		
TRF-TS Traffic Safety Program Operations							\$3,117,346.08		
<b>TRF-TS Electronic Grants System (eGrants)</b>									
Rhyan Technologies	PA	402 PA	Planned: \$235,000.00 Actual: \$225,459.00				\$235,000.00		
TRF-TS eGrants Business Analysis							\$225,459.00		
Agate Software, Inc.	PA	402 PA	Planned: \$75,000.00 Actual: \$64,650.00	\$50,000.00			\$125,000.00		
TRF-TS eGrants Development							\$64,650.00		
NF Consulting Services	PA	402 PA	Planned: \$250,000.00 Actual: \$125,492.20				\$250,000.00		
TRF-TS eGrants Project Management							\$125,492.20		
<b>TRF-TS Electronic Grants System (eGrants) Subtotals</b>									
		# of Projects: 3	Planned: \$310,000.00 Actual: \$290,109.00	\$300,000.00			\$610,000.00		
		3		\$125,492.20			\$415,601.20		
<b>TRF-TS Electronic Grants System (eGrants) Subtotals</b>									
			Federal Funds	State Funding	Prog. Income	Local Match	Project Total		

**Project Cross-Reference by Task**

**Program Management Projects**

Organization / Project Number	PA	Fund Source	# Projects:	Federal Funds	State Funding	Prog. Income	Local Match	Project Total
<b>Program Management Task Summary</b>			21	<b>Planned: \$4,409,605.11</b>	<b>\$6,084,092.00</b>		<b>\$254,834.95</b>	<b>\$10,748,532.06</b>
			21	<b>Actual: \$2,744,479.60</b>	<b>\$5,746,135.43</b>		<b>\$253,394.69</b>	<b>\$8,744,009.72</b>

**Project Cross-Reference by Task**

**Enforcement Projects**

Organization / Project Number	PA	Fund Source	Federal Funds	State Funding	Prog. Income	Local Match	Project Total
Brazos County Attorney's Office	AL	402 AL	Planned: \$61,140.53			\$51,792.50	\$112,933.03
2009-BrazosCA-G-MYG-Y11-0226			Actual: \$46,445.74			\$51,793.02	\$98,238.76

**2009 - STEP IDM**

Harris County Constable Precinct 5	AL	402 AL	Planned: \$70,000.00			\$2,297.54	\$72,297.54
2009-HarrisP5-STEP IDM-00015			Actual: \$10,477.14			\$974.25	\$11,451.39

**Performance Data:**

Crashes related to...	Enforce. Hours	Safety Belt/Seat Citations	CMV Citations	Other Citations/Arrests	PI&E Materials	Comm. Events	Present Media Exp.
Alcohol Speed ITC	435	Adult Teen Child	HMV Seatbelt Speed	Speed DWI DUI/Minor ITC	Prod. Dist. 250	1	2 4
				116 8			

City of Plano

2009-PlanoPD-STEP IDM-00013	AL	402 AL	Planned: \$19,965.00			\$7,453.45	\$19,965.00
			Actual: \$19,886.11				\$27,339.56

**Performance Data:**

Crashes related to...	Enforce. Hours	Safety Belt/Seat Citations	CMV Citations	Other Citations/Arrests	PI&E Materials	Comm. Events	Present Media Exp.
Alcohol Speed ITC	388	Adult Teen Child	HMV Seatbelt Speed	Speed DWI DUI/Minor ITC	Prod. Dist. 1	1	1 4
				52 24 16 7 5 53 5			

Harris County Constable Precinct 4

2009-Harris4-STEP IDM-00014	AL	402 AL	Planned: \$69,962.52			\$9,734.52	\$79,697.04
			Actual: \$43,562.60			\$3,018.60	\$46,581.20

**Performance Data:**

Crashes related to...	Enforce. Hours	Safety Belt/Seat Citations	CMV Citations	Other Citations/Arrests	PI&E Materials	Comm. Events	Present Media Exp.
Alcohol Speed ITC	708	Adult Teen Child	HMV Seatbelt Speed	Speed DWI DUI/Minor ITC	Prod. Dist. 1	1	1 4
				92 56			

City of Frisco

2009-FriscoPD-STEP IDM-00002	AL	402 AL	Planned: \$9,957.18			\$9,957.18	\$9,957.18
			Actual: \$5,258.55				\$5,258.55

**Performance Data:**

Crashes related to...	Enforce. Hours	Safety Belt/Seat Citations	CMV Citations	Other Citations/Arrests	PI&E Materials	Comm. Events	Present Media Exp.
Alcohol Speed ITC	126	Adult Teen Child	HMV Seatbelt Speed	Speed DWI DUI/Minor ITC	Prod. Dist. 100	1	1 8
				1 17 1 6 1			

County of Galveston (Sheriff's Office)

2009-GalCOSO-STEP IDM-00043	AL	402 AL	Planned: \$23,826.54			\$1,566.00	\$25,392.54
			Actual: \$19,361.19			\$1,650.39	\$21,011.58

**Performance Data:**

Crashes related to...	Enforce. Hours	Safety Belt/Seat Citations	CMV Citations	Other Citations/Arrests	PI&E Materials	Comm. Events	Present Media Exp.
Alcohol Speed ITC	414	Adult Teen Child	HMV Seatbelt Speed	Speed DWI DUI/Minor ITC	Prod. Dist. 1,400	3	4 6
				118 49 3 147 31			

City of Laredo

2009-LaredoPD-STEP IDM-00044	AL	402 AL	Planned: \$27,488.27			\$27,488.27	\$27,488.27
			Actual: \$27,062.88				\$27,062.88

**Performance Data:**

Crashes related to...	Enforce. Hours	Safety Belt/Seat Citations	CMV Citations	Other Citations/Arrests	PI&E Materials	Comm. Events	Present Media Exp.
Alcohol Speed ITC	474	Adult Teen Child	HMV Seatbelt Speed	Speed DWI DUI/Minor ITC	Prod. Dist. 1	1	4 8
				141 54 96 490 11			

Project Cross-Reference by Task

Enforcement Projects

Organization / Project Number	PA	Fund Source	Federal Funds	State Funding	Prog. Income	Local Match	Project Total
<b>2009 - STEP IDM</b>							<b>Group Project</b>
Hidalgo County Sheriff's Office	AL	402 AL	Planned: \$31,999.73				\$31,999.73
2009-HidalgoCOSO-STEP IDM-00042			Actual: \$23,362.79				\$23,362.79
<i>Performance Data:</i>	Enforce. Hours	Safety Belt/Seat Citations Adult Teen Child	CMV Citations HMV Seatbelt Speed	Other Citations/Arrests Speed DWI DUI Minor ITC	HMV Citations Arrests	Other Citations Arrests	Comm. Present ations Exp.
	120			10 17 2	14 6		1
City of Marble Falls - Police Dept	AL	402 AL	Planned: \$7,375.42				\$7,375.42
2009-MarbleFisPD-STEP IDM-00017			Actual: \$6,326.44				\$6,326.44
<i>Performance Data:</i>	Enforce. Hours	Safety Belt/Seat Citations Adult Teen Child	CMV Citations HMV Seatbelt Speed	Other Citations/Arrests Speed DWI DUI Minor ITC	HMV Citations Arrests	Other Citations Arrests	Comm. Present ations Exp.
	128	5		31 9 1	93 7		2 2 9
City of Houston	AL	402 AL	Planned: \$235,000.00				\$235,000.00
2009-HoustonPD-STEP IDM-00012			Actual: \$232,974.20				\$232,974.20
<i>Performance Data:</i>	Enforce. Hours	Safety Belt/Seat Citations Adult Teen Child	CMV Citations HMV Seatbelt Speed	Other Citations/Arrests Speed DWI DUI Minor ITC	HMV Citations Arrests	Other Citations Arrests	Comm. Present ations Exp.
	4,394	18 4		274 776	181 762 243		5 10 19
City of Waco	AL	402 AL	Planned: \$14,937.78				\$14,937.78
2009-WacoPD-STEP IDM-00037			Actual: \$2,319.75				\$2,319.75
<i>Performance Data:</i>	Enforce. Hours	Safety Belt/Seat Citations Adult Teen Child	CMV Citations HMV Seatbelt Speed	Other Citations/Arrests Speed DWI DUI Minor ITC	HMV Citations Arrests	Other Citations Arrests	Comm. Present ations Exp.
	44	2		1 5 1	11 3		1 1
Montgomery County	AL	402 AL	Planned: \$30,410.02				\$30,410.02
2009-MontgoSO-STEP IDM-00010			Actual: \$30,001.62				\$30,001.62
<i>Performance Data:</i>	Enforce. Hours	Safety Belt/Seat Citations Adult Teen Child	CMV Citations HMV Seatbelt Speed	Other Citations/Arrests Speed DWI DUI Minor ITC	HMV Citations Arrests	Other Citations Arrests	Comm. Present ations Exp.
	475	2		16 66 4 1 26 72 18			2 4 18
City of Fort Worth	AL	402 AL	Planned: \$60,999.97				\$60,999.97
2009-Fortworth-STEP IDM-00031			Actual: \$49,562.95				\$49,562.95
<i>Performance Data:</i>	Enforce. Hours	Safety Belt/Seat Citations Adult Teen Child	CMV Citations HMV Seatbelt Speed	Other Citations/Arrests Speed DWI DUI Minor ITC	HMV Citations Arrests	Other Citations Arrests	Comm. Present ations Exp.
	954	7		94 136 10 42	340 33		2 1 11





Project Cross-Reference by Task

Enforcement Projects		PA	Fund	Source	Federal Funds	State Funding	Prog. Income	Local Match	Project Total
Organization / Project Number	2009 - STEP IDM	AL	402	AL	Planned:	\$9,962.53		\$504.00	Group Project
					Actual:	\$5,141.18		\$305.92	\$10,466.53
City of Eagle Pass 2009-Eagle Pass Police Dept.-STEP IDM-00024		AL	402	AL					\$5,447.10
<b>Performance Data:</b>	Crashes related to... Alcohol Speed ITC	Enforce. Hours 191	Safety Belt/Seat Citations Adult Teen Child 2	CMV Citations HMV Seatbelt Speed	Other Citations/Arrests Speed DWI DUI/Minor ITC 14 22 1 8 14 38 3	PI&E Materials Prod. Dist.	Comm. Present ations Events Exp. 2 15		
City of Killeen - Police Department 2009-KilleenPD-STEP IDM-00016		AL	402	AL	Planned:	\$12,728.02			\$12,728.02
					Actual:	\$8,581.01			\$8,581.01
<b>Performance Data:</b>	Crashes related to... Alcohol Speed ITC	Enforce. Hours 194	Safety Belt/Seat Citations Adult Teen Child	CMV Citations HMV Seatbelt Speed	Other Citations/Arrests Speed DWI DUI/Minor ITC 2 33 4 15	PI&E Materials Prod. Dist.	Comm. Present ations Events Exp. 1 4 8		
Jefferson County 2009-JeffersonCoSO-STEP IDM-00038		AL	402	AL	Planned:	\$15,205.32			\$15,205.32
					Actual:				
No activity on the project									
City of McKinney 2009-McKinney-STEP IDM-00005		AL	402	AL	Planned:	\$20,000.00			\$20,000.00
					Actual:	\$19,622.12			\$19,622.12
<b>Performance Data:</b>	Crashes related to... Alcohol Speed ITC	Enforce. Hours 433	Safety Belt/Seat Citations Adult Teen Child 6	CMV Citations HMV Seatbelt Speed	Other Citations/Arrests Speed DWI DUI/Minor ITC 70 46 9 14 17 189 13	PI&E Materials Prod. Dist.	Comm. Present ations Events Exp. 2 4 9		
City of Galveston 2009-Galveston-STEP IDM-00011		AL	402	AL	Planned:	\$19,999.68		\$2,448.00	\$22,447.68
					Actual:	\$19,829.53		\$3,739.99	\$23,569.52
<b>Performance Data:</b>	Crashes related to... Alcohol Speed ITC	Enforce. Hours 388	Safety Belt/Seat Citations Adult Teen Child	CMV Citations HMV Seatbelt Speed	Other Citations/Arrests Speed DWI DUI/Minor ITC 41 66 8 11 51 6	PI&E Materials Prod. Dist.	Comm. Present ations Events Exp. 1 4 12		
City of Grand Prairie 2009-GrandPra-STEP IDM-00007		AL	402	AL	Planned:	\$39,987.74			\$39,987.74
					Actual:	\$23,487.36			\$23,487.36
<b>Performance Data:</b>	Crashes related to... Alcohol Speed ITC	Enforce. Hours 429	Safety Belt/Seat Citations Adult Teen Child 2	CMV Citations HMV Seatbelt Speed	Other Citations/Arrests Speed DWI DUI/Minor ITC 141 23 6 15 79 198 65	PI&E Materials Prod. Dist.	Comm. Present ations Events Exp. 2 3 82		

Project Cross-Reference by Task

Enforcement Projects		Federal Funds State Funding Prog. Income Local Match Project Total																	
Organization / Project Number		PA Fund Source										Group Project							
2009 - STEP IDM																			
Gregg County																			
2009-GregCO-STEP IDM-00004																			
<b>Performance Data:</b>																			
Enforce. Hours	290	Safety Belt/Seat Citations Adult	Teen	Child	CMV Citations	Speed	DUI	Minor	ITC	HMV Citations	Other Citations	Arrests	Other Citations	Arrests	PI&E Materials Prod.	Dist.	Comm. Events	Present ations	Media Exp.
						77	10	10	10	142	9	950	1	4	8		1	4	8
Planned:												\$15,000.00							
Actual:												\$11,338.02							
City of Dallas - Police Department																			
2009-Dallas-STEP IDM-00003																			
<b>Performance Data:</b>																			
Enforce. Hours	1,580	Safety Belt/Seat Citations Adult	Teen	Child	CMV Citations	Speed	DUI	Minor	ITC	HMV Citations	Other Citations	Arrests	Other Citations	Arrests	PI&E Materials Prod.	Dist.	Comm. Events	Present ations	Media Exp.
						9	176	3	3	692	9	12,813	16	42	3		16	42	3
Planned:												\$89,948.25							
Actual:												\$89,517.33							
City of Seabrook Police Department																			
2009-SeabrookPD-STEP IDM-00040																			
<b>Performance Data:</b>																			
Enforce. Hours	950	Safety Belt/Seat Citations Adult	Teen	Child	CMV Citations	Speed	DUI	Minor	ITC	HMV Citations	Other Citations	Arrests	Other Citations	Arrests	PI&E Materials Prod.	Dist.	Comm. Events	Present ations	Media Exp.
		1		3		195	52	4	1	280	83						1	4	8
Planned:												\$11,904.90							
Actual:												\$11,901.11							
City of Sugar Land																			
2009-Sugarland-STEP IDM-00036																			
<b>Performance Data:</b>																			
Enforce. Hours	297	Safety Belt/Seat Citations Adult	Teen	Child	CMV Citations	Speed	DUI	Minor	ITC	HMV Citations	Other Citations	Arrests	Other Citations	Arrests	PI&E Materials Prod.	Dist.	Comm. Events	Present ations	Media Exp.
				1		73	36	8	4	82	13								10
Planned:												\$2,513.55							
Actual:												\$4,340.51							
City of El Paso																			
2009-EIPasoPD-STEP IDM-00035																			
<b>Performance Data:</b>																			
Enforce. Hours	383	Safety Belt/Seat Citations Adult	Teen	Child	CMV Citations	Speed	DUI	Minor	ITC	HMV Citations	Other Citations	Arrests	Other Citations	Arrests	PI&E Materials Prod.	Dist.	Comm. Events	Present ations	Media Exp.
						63	47	2	26	93	2	400	1	2	6		1	2	6
Planned:												\$19,982.16							
Actual:												\$19,389.21							

Project Canceled

**Project Cross-Reference by Task**

Enforcement Projects		Federal Funds												Local Match		Project Total								
Organization / Project Number	PA	Fund	Source	State Funding	Prog. Income							Local Match	Project Total											
<b>2009 - STEP IDM</b>														<b>Group Project</b>										
City of McAllen Police Department 2009-McAllenPD-STEP IDM-00026	AL	402	AL	Planned:	\$20,000.00								\$20,000.00	Present	Media									
				Actual:	\$19,890.41								\$19,890.41	ations	Exp.									
<b>Performance Data:</b>	Enforce. Hours	520	Safety Belt/Seat Citations Adult	Teen	Child	CMV Citations HMV	Seatbelt	Speed	Other Citations/Arrests Speed	DWI	DUI	Minor	ITC	HMV Citations	Arrests	Other	Arrests	PI&E Materials Prod.	Dist.	100	Comm. Events	2	4	8
Eastland County Sheriff's Office 2009-EastlandCOSO-STEP IDM-00029	AL	402	AL	Planned:	\$11,466.34								\$11,466.34											
				Actual:																				
<b>Performance Data:</b>	Enforce. Hours	163	Safety Belt/Seat Citations Adult	Teen	Child	CMV Citations HMV	Seatbelt	Speed	Other Citations/Arrests Speed	DWI	DUI	Minor	ITC	HMV Citations	Arrests	Other	Arrests	PI&E Materials Prod.	Dist.	1,200	Comm. Events	4	5	7
City of Harlingen Police Department 2009-Harlinge-STEP IDM-00041	AL	402	AL	Planned:	\$9,658.79								\$9,658.79											
				Actual:	\$7,865.81								\$7,865.81											
<b>Performance Data:</b>	Enforce. Hours	163	Safety Belt/Seat Citations Adult	Teen	Child	CMV Citations HMV	Seatbelt	Speed	Other Citations/Arrests Speed	DWI	DUI	Minor	ITC	HMV Citations	Arrests	Other	Arrests	PI&E Materials Prod.	Dist.	1,200	Comm. Events	4	5	7
City of Austin - Police Departement 2009-AustinPD-STEP IDM-00025	AL	402	AL	Planned:	\$49,999.80								\$49,999.80											
				Actual:	\$37,190.18								\$252.63											
<b>Performance Data:</b>	Enforce. Hours	886	Safety Belt/Seat Citations Adult	Teen	Child	CMV Citations HMV	Seatbelt	Speed	Other Citations/Arrests Speed	DWI	DUI	Minor	ITC	HMV Citations	Arrests	Other	Arrests	PI&E Materials Prod.	Dist.	850	Comm. Events	3	7	8
City of Tyler 2009-Tyler PD-STEP IDM-00027	AL	402	AL	Planned:	\$14,975.35								\$14,975.35											
				Actual:	\$13,463.16								\$13,463.16											
<b>Performance Data:</b>	Enforce. Hours	217	Safety Belt/Seat Citations Adult	Teen	Child	CMV Citations HMV	Seatbelt	Speed	Other Citations/Arrests Speed	DWI	DUI	Minor	ITC	HMV Citations	Arrests	Other	Arrests	PI&E Materials Prod.	Dist.	625	Comm. Events	1	4	12
Saginaw Police Department 2009-Saginaw-STEP IDM-00028	AL	402	AL	Planned:	\$9,981.40								\$9,981.40											
				Actual:	\$6,714.26								\$6,714.26											
<b>Performance Data:</b>	Enforce. Hours	194	Safety Belt/Seat Citations Adult	Teen	Child	CMV Citations HMV	Seatbelt	Speed	Other Citations/Arrests Speed	DWI	DUI	Minor	ITC	HMV Citations	Arrests	Other	Arrests	PI&E Materials Prod.	Dist.	60	Comm. Events	1	4	8

*No activity on the project*

Project Cross-Reference by Task

Enforcement Projects		Federal Funds												Local Match		Project Total	
Organization / Project Number	PA	Fund	Source	Enforce. Hours	Crashes related to... Alcohol Speed ITC	Safety Belt/Seat Citations Adult Teen Child	CMV Citations HMV Seatbelt Speed	Other Citations/Arrests Speed DWI DUI/Minor ITC	Other Citations Arrests	HMV Citations ITC	Other Citations Arrests	PI&E Materials Prod. Dist.	Comm. Events	Present ations	Media Exp.		
<b>2009 - STEP IDM</b>																	
City of Abilene	AL	410	K8	160				29	14	25	13	470	1	4	12		
2009-Abilene-STEP IDM-00039								Planned: \$9,375.67							\$9,375.67		
Performance Data:								Actual: \$8,863.57							\$8,863.57		
<b>City of Palestine Police department</b>																	
2009-PalestinePD-STEP IDM-00030	AL	402	AL					Planned: \$9,912.98							\$9,912.98		
Performance Data:								Actual: \$6,082.44							\$6,082.44		
<b>City of Lewisville</b>																	
2009-LewisvPD-STEP IDM-00009	AL	402	AL	137				20	4	42		630	1	2	10		
Performance Data:								Planned: \$10,002.42							\$10,002.42		
								Actual: \$8,609.99							\$8,609.99		
<b>City of Early Police Department</b>																	
2009-EarlyPD-STEP IDM-00033	AL	402	AL	129				50	21	47	1	200	2	4	5		
Performance Data:								Planned: \$10,892.19							\$10,892.19		
								Actual: \$2,473.00							\$2,473.00		
<b>2009 - STEP IDM Subtotals</b>																	
								Planned: \$1,183,090.86							\$1,208,802.30		
								Actual: \$915,211.61							\$943,770.24		
Performance Data Summary:								2,249	2,260	63	305	384	5,372	823	375		
								1				3,787	35,043	70	151		

Project Cross-Reference by Task

Enforcement Projects		Federal Funds												Local Match		Project Total													
Organization / Project Number		PA				Fund Source				State Funding				Prog. Income															
STEP - Click It Or Ticket Mobilization		OP 402 OP				OP 402 OP				OP 402 OP				OP 402 OP															
City of Waco		Enforce. Hours		Safety Belt/Seat Citations		Crashes related to...		CMV Citations		Other Citations/Arrests		PI&E Materials		Comm. Present ations		Media Exp.													
2009-WacoPD-CIOT-00063		101	190	Adult	Teen	Child	ITC	Speed	Seatbelt	Speed	Speed	Speed	ITC	Speed	DUI	Minor	ITC	HMV	Citations	Arrests	Other	Arrests	Prod.	Dist.	177	1	1	1	
Performance Data:		Planned:		Actual:		Planned:		Actual:		Planned:		Actual:		Planned:		Actual:		Planned:		Actual:		Planned:		Actual:		Planned:		Actual:	
City of Paris Police Department		\$9,298.65		\$6,534.51		\$7,988.48		\$5,609.98		\$20,000.76		\$18,018.51		\$3,016.54		\$2,295.19		\$7,940.00		\$3,599.29		\$7,031.18		\$3,708.52		\$9,298.65		\$6,534.51	
2009-paris-CIOT-00076		172	228	418	112	314	418	7	6	71	53	65	4	500	500	1	2	200	7	7	7	3	1	1	1	1	1	1	1
City of Laredo		\$8,000.00		\$6,086.96		\$8,000.00		\$6,086.96		\$7,940.00		\$3,599.29		\$7,031.18		\$3,708.52		\$7,940.00		\$3,599.29		\$7,031.18		\$3,708.52		\$20,000.76		\$18,018.51	
2009-LaredoPD-CIOT-00077		314	418	112	112	314	418	7	6	71	53	65	4	500	500	1	2	200	7	7	7	3	1	1	1	1	1	1	1
City of San Angelo		\$7,940.00		\$3,599.29		\$7,940.00		\$3,599.29		\$7,031.18		\$3,708.52		\$7,940.00		\$3,599.29		\$7,031.18		\$3,708.52		\$7,940.00		\$3,599.29		\$7,031.18		\$3,708.52	
2009-SanAngeloPD-CIOT-00071		179	56	112	23	1	1	34	3	223	20	1	1	200	7	7	3	200	7	7	7	3	1	1	1	1	1	1	1
City of Irving		\$7,940.00		\$3,599.29		\$7,031.18		\$3,708.52		\$7,940.00		\$3,599.29		\$7,031.18		\$3,708.52		\$7,940.00		\$3,599.29		\$7,031.18		\$3,708.52		\$7,940.00		\$3,599.29	
2009-Irving-CIOT-00040		73	112	23	1	1	1	34	3	223	20	1	1	200	7	7	3	200	7	7	7	3	1	1	1	1	1	1	1
City of Victoria - Police Department		\$7,031.18		\$3,708.52		\$7,031.18		\$3,708.52		\$7,031.18		\$3,708.52		\$7,031.18		\$3,708.52		\$7,031.18		\$3,708.52		\$7,031.18		\$3,708.52		\$7,031.18		\$3,708.52	
2009-VictoriaPD-CIOT-00041		69	78	2	2	69	78	1	2	13	1	1	1	1	1	1	2	1	1	1	1	2	1	1	1	1	1	1	1
Performance Data:		Planned:		Actual:		Planned:		Actual:		Planned:		Actual:		Planned:		Actual:		Planned:		Actual:		Planned:		Actual:		Planned:		Actual:	

Project Cross-Reference by Task

Enforcement Projects		Federal Funds												Local Match		Project Total							
Organization / Project Number	PA	Fund	Source	State Funding			Prog. Income			Local Match			Project Total										
STEP - Click It Or Ticket Mobilization	OP	402	OP	Planned:	\$39,965.00	Actual:	\$39,962.84	Other Citations/Arrests Speed	DWI	DUI	Minor	ITC	HMV	Citations	Arrests	Other	Arrests	PI&E Materials Prod.	Dist.	1,500	Comm. Events	Present ations	Media Exp.
City of Garland 2009-GarlandPD-CIOT-00042								54	1	71				1,135	48						1	2	3
<i>Performance Data:</i>																							
City of Waxahacie 2009-WaxahaPD-CIOT-00043																							
<i>Performance Data:</i>																							
City of Wichita Falls Police Department 2009-WichitaPD-CIOT-00044																							
<i>Performance Data:</i>																							
City of McAllen Police Department 2009-McAllenPD-CIOT-00046																							
<i>Performance Data:</i>																							
Nueces County Sheriff's Office 2009-NuecesSO-CIOT-00078																							
<i>Performance Data:</i>																							
El Paso County 2009-EIPasoCO-CIOT-00001																							
<i>Performance Data:</i>																							



Project Cross-Reference by Task

Enforcement Projects		Federal Funds												Local Match		Project Total											
Organization / Project Number	PA	Fund	Source	Enforce. Hours	Safety Belt/Seat Citations Adult	Teen	Child	Crashes related to... Alcohol Speed	ITC	CMV Citations Seatbelt	Speed	Other Citations/Arrests Speed	DWI	DUI	Minor	ITC	HMV Citations	Other Citations	Arrests	Other Citations	Arrests	PI&E Materials Prod.	Dist.	Comm. Events	Present ations	Media Exp.	
<b>STEP - Click It Or Ticket Mobilization</b>		OP	402	OP	162	302	5	Crashes related to... Alcohol Speed	ITC	CMV Citations Seatbelt	Speed	Other Citations/Arrests Speed	DWI	DUI	Minor	ITC	HMV Citations	Other Citations	Arrests	Other Citations	Arrests	PI&E Materials Prod.	Dist.	Comm. Events	Present ations	Media Exp.	
City of Huntsville - Police Department																											
2009-HuntsvPD-CIOT-00062																											
<i>Performance Data:</i>																											
City of North Richland Hills																											
2009-NRrichland-CIOT-00008																											
<i>Performance Data:</i>																											
City of Marshall																											
2009-MarshallPD-CIOT-00053																											
<i>Performance Data:</i>																											
City of San Antonio																											
2009-SanAntPD-CIOT-00054																											
<i>Performance Data:</i>																											
Bexar County Sheriffs Office																											
2009-BexarCoSO-CIOT-00055																											
<i>Performance Data:</i>																											
City of The Colony - Police Department																											
2009-ColonyPD-CIOT-00058																											
<i>Performance Data:</i>																											



Project Cross-Reference by Task

Enforcement Projects		Federal Funds										Local Match		Project Total																					
Organization / Project Number		PA		Fund Source		State Funding		Prog. Income		Local Match		Project Total		Group Project																					
STEP - Click It Or Ticket Mobilization		OP 402 OP		OP 402 OP		OP 402 OP		OP 402 OP		OP 402 OP		OP 402 OP		OP 402 OP																					
City of Houston		Planned: \$140,000.00		Actual: \$133,742.72		Planned: \$140,000.00		Actual: \$133,742.72		Planned: \$140,000.00		Actual: \$133,742.72		Planned: \$140,000.00		Actual: \$133,742.72																			
2009-HoustonPD-CIOT-00039		Performance Data:		Performance Data:		Performance Data:		Performance Data:		Performance Data:		Performance Data:		Performance Data:		Performance Data:																			
Enforce. Hours	2,651	Safety Belt/Seat Citations Adult	5,780	Teen	108	Child	930	Crashes related to... Alcohol Speed	ITC	CMV Citations	HMV	Seatbelt	Speed	Other Citations/Arrests	Speed	DWI	DUI	Minor	ITC	HMV	ITC	Other Citations	Arrests	Other	Arrests	PI&E Materials	Prod.	Dist.	3,000	Comm. Events	1	Present ations	1	Media Exp.	4
City of Mesquite		Planned: \$11,999.62		Actual: \$5,670.68		Planned: \$11,999.62		Actual: \$5,670.68		Planned: \$11,999.62		Actual: \$5,670.68		Planned: \$11,999.62		Actual: \$5,670.68		Planned: \$11,999.62		Actual: \$5,670.68		Planned: \$11,999.62		Actual: \$5,670.68		Planned: \$11,999.62		Actual: \$5,670.68		Planned: \$11,999.62		Actual: \$5,670.68			
2009-Mesquite-CIOT-00010		Performance Data:		Performance Data:		Performance Data:		Performance Data:		Performance Data:		Performance Data:		Performance Data:		Performance Data:		Performance Data:		Performance Data:		Performance Data:		Performance Data:		Performance Data:		Performance Data:		Performance Data:		Performance Data:			
Enforce. Hours	157	Safety Belt/Seat Citations Adult	199	Teen	11	Child	18	Crashes related to... Alcohol Speed	ITC	CMV Citations	HMV	Seatbelt	Speed	Other Citations/Arrests	Speed	DWI	DUI	Minor	ITC	HMV	ITC	Other Citations	Arrests	Other	Arrests	PI&E Materials	Prod.	Dist.		Comm. Events		Present ations	1	Media Exp.	2
City of Mercedes - Police Department		Planned: \$7,727.02		Actual:		Planned: \$7,727.02		Actual:		Planned: \$7,727.02		Actual:		Planned: \$7,727.02		Actual:		Planned: \$7,727.02		Actual:		Planned: \$7,727.02		Actual:		Planned: \$7,727.02		Actual:		Planned: \$7,727.02		Actual:			
2009-MercedesPD-CIOT-00075		Performance Data:		Performance Data:		Performance Data:		Performance Data:		Performance Data:		Performance Data:		Performance Data:		Performance Data:		Performance Data:		Performance Data:		Performance Data:		Performance Data:		Performance Data:		Performance Data:		Performance Data:		Performance Data:			
Enforce. Hours	26	Safety Belt/Seat Citations Adult	7	Teen		Child		Crashes related to... Alcohol Speed	ITC	CMV Citations	HMV	Seatbelt	Speed	Other Citations/Arrests	Speed	DWI	DUI	Minor	ITC	HMV	ITC	Other Citations	Arrests	Other	Arrests	PI&E Materials	Prod.	Dist.		Comm. Events	1	Present ations	1	Media Exp.	2
City of El Paso		Planned: \$24,887.73		Actual: \$24,747.80		Planned: \$24,887.73		Actual: \$24,747.80		Planned: \$24,887.73		Actual: \$24,747.80		Planned: \$24,887.73		Actual: \$24,747.80		Planned: \$24,887.73		Actual: \$24,747.80		Planned: \$24,887.73		Actual: \$24,747.80		Planned: \$24,887.73		Actual: \$24,747.80		Planned: \$24,887.73		Actual: \$24,747.80			
2009-EIPasoPD-CIOT-00079		Performance Data:		Performance Data:		Performance Data:		Performance Data:		Performance Data:		Performance Data:		Performance Data:		Performance Data:		Performance Data:		Performance Data:		Performance Data:		Performance Data:		Performance Data:		Performance Data:		Performance Data:		Performance Data:			
Enforce. Hours	527	Safety Belt/Seat Citations Adult	962	Teen		Child	158	Crashes related to... Alcohol Speed	ITC	CMV Citations	HMV	Seatbelt	Speed	Other Citations/Arrests	Speed	DWI	DUI	Minor	ITC	HMV	ITC	Other Citations	Arrests	Other	Arrests	PI&E Materials	Prod.	Dist.	500	Comm. Events	1	Present ations	1	Media Exp.	2
Victoria County Sheriff's Office		Planned: \$7,999.61		Actual: \$4,320.02		Planned: \$7,999.61		Actual: \$4,320.02		Planned: \$7,999.61		Actual: \$4,320.02		Planned: \$7,999.61		Actual: \$4,320.02		Planned: \$7,999.61		Actual: \$4,320.02		Planned: \$7,999.61		Actual: \$4,320.02		Planned: \$7,999.61		Actual: \$4,320.02		Planned: \$7,999.61		Actual: \$4,320.02			
2009-VictoriaCoSO-CIOT-00049		Performance Data:		Performance Data:		Performance Data:		Performance Data:		Performance Data:		Performance Data:		Performance Data:		Performance Data:		Performance Data:		Performance Data:		Performance Data:		Performance Data:		Performance Data:		Performance Data:		Performance Data:		Performance Data:			
Enforce. Hours	110	Safety Belt/Seat Citations Adult	163	Teen		Child	5	Crashes related to... Alcohol Speed	ITC	CMV Citations	HMV	Seatbelt	Speed	Other Citations/Arrests	Speed	DWI	DUI	Minor	ITC	HMV	ITC	Other Citations	Arrests	Other	Arrests	PI&E Materials	Prod.	Dist.	250	Comm. Events	1	Present ations	3	Media Exp.	3
City of Harlingen Police Department		Planned: \$7,421.45		Actual: \$6,196.45		Planned: \$7,421.45		Actual: \$6,196.45		Planned: \$7,421.45		Actual: \$6,196.45		Planned: \$7,421.45		Actual: \$6,196.45		Planned: \$7,421.45		Actual: \$6,196.45		Planned: \$7,421.45		Actual: \$6,196.45		Planned: \$7,421.45		Actual: \$6,196.45		Planned: \$7,421.45		Actual: \$6,196.45			
2009-Harlinge-CIOT-00032		Performance Data:		Performance Data:		Performance Data:		Performance Data:		Performance Data:		Performance Data:		Performance Data:		Performance Data:		Performance Data:		Performance Data:		Performance Data:		Performance Data:		Performance Data:		Performance Data:		Performance Data:		Performance Data:			
Enforce. Hours	109	Safety Belt/Seat Citations Adult	286	Teen		Child	44	Crashes related to... Alcohol Speed	ITC	CMV Citations	HMV	Seatbelt	Speed	Other Citations/Arrests	Speed	DWI	DUI	Minor	ITC	HMV	ITC	Other Citations	Arrests	Other	Arrests	PI&E Materials	Prod.	Dist.	400	Comm. Events	2	Present ations	3	Media Exp.	4

Request for Reimbursement (RFR) not submitted for the project

Project Cross-Reference by Task

Enforcement Projects

Organization / Project Number	PA	Fund Source	Federal Funds	State Funding	Prog. Income	Local Match	Project Total
<b>STEP - Click It Or Ticket Mobilization</b>							
City of Killeen - Police Department 2009-KilleenPD-CIOT-00006	OP	402 OP	Planned: \$7,705.74 Actual: \$4,606.04	Planned: \$7,705.74 Actual: \$4,606.04			\$7,705.74 \$4,606.04
<i>Performance Data:</i>	Enforce. Hours	Safety Belt/Seat Citations Adult Teen Child	Crashes related to... Alcohol Speed ITC	CMV Citations HMV Seatbelt Speed	Other Citations/Arrests Speed DWI DUI/Minor ITC	Other Citations Arrests HMV ITC	Comm. Present ations Media Exp.
	113	273 9		5	106 6		1 1 2
City of Tyler 2009-Tyler PD-CIOT-00005	OP	402 OP	Planned: \$7,993.40 Actual: \$6,898.30	Planned: \$7,993.40 Actual: \$6,898.30			\$7,993.40 \$6,898.30
<i>Performance Data:</i>	Enforce. Hours	Safety Belt/Seat Citations Adult Teen Child	Crashes related to... Alcohol Speed ITC	CMV Citations HMV Seatbelt Speed	Other Citations/Arrests Speed DWI DUI/Minor ITC	Other Citations Arrests HMV ITC	Comm. Present ations Media Exp.
	106	158 9		4	59 3		1 1 1
City of Austin - Police Department 2009-AustinPD-CIOT-00004	OP	402 OP	Planned: \$59,999.96 Actual: Request for Reimbursement (RFR) not submitted for the project	Planned: \$59,999.96 Actual: Request for Reimbursement (RFR) not submitted for the project			\$59,999.96
<i>Performance Data:</i>	Enforce. Hours	Safety Belt/Seat Citations Adult Teen Child	Crashes related to... Alcohol Speed ITC	CMV Citations HMV Seatbelt Speed	Other Citations/Arrests Speed DWI DUI/Minor ITC	Other Citations Arrests HMV ITC	Comm. Present ations Media Exp.
	922	1,356 45		223	600 36		1 2 2
City of Rosenberg Police Department 2009-RosenbergPD-CIOT-00003	OP	402 OP	Planned: \$7,238.20 Actual: \$3,891.88	Planned: \$7,238.20 Actual: \$3,891.88			\$7,238.20 \$3,891.88
<i>Performance Data:</i>	Enforce. Hours	Safety Belt/Seat Citations Adult Teen Child	Crashes related to... Alcohol Speed ITC	CMV Citations HMV Seatbelt Speed	Other Citations/Arrests Speed DWI DUI/Minor ITC	Other Citations Arrests HMV ITC	Comm. Present ations Media Exp.
	58	87 1		2	10 2		1 1 2
City of Eagle Pass 2009-Eagle Pass Police Dept.-CIOT-00002	OP	402 OP	Planned: \$7,227.00 Actual: \$4,762.69	Planned: \$7,227.00 Actual: \$4,762.69			\$7,227.00 \$4,762.69
<i>Performance Data:</i>	Enforce. Hours	Safety Belt/Seat Citations Adult Teen Child	Crashes related to... Alcohol Speed ITC	CMV Citations HMV Seatbelt Speed	Other Citations/Arrests Speed DWI DUI/Minor ITC	Other Citations Arrests HMV ITC	Comm. Present ations Media Exp.
	155	220 66		18	100 1		1 1 10
City of Plano 2009-PlanoPD-CIOT-00013	OP	402 OP	Planned: \$19,972.90 Actual: \$4,089.98	Planned: \$19,972.90 Actual: \$4,089.98			\$19,972.90 \$5,505.93
<i>Performance Data:</i>	Enforce. Hours	Safety Belt/Seat Citations Adult Teen Child	Crashes related to... Alcohol Speed ITC	CMV Citations HMV Seatbelt Speed	Other Citations/Arrests Speed DWI DUI/Minor ITC	Other Citations Arrests HMV ITC	Comm. Present ations Media Exp.
	83	172 2		14	2 43		1 1 2

Project Cross-Reference by Task

Enforcement Projects		Federal Funds												Local Match		Project Total											
Organization / Project Number	PA	Fund	Source	Enforce. Hours	Safety Belt/Seat Citations Adult	Teen	Child	Crashes related to... Alcohol Speed	ITC	CMV Citations HMV	Seatbelt Speed	Other Citations/Arrests Speed	DWI	DUI	Minor	ITC	HMV	Citations	Arrests	Other	PI&E Materials Prod.	Dist.	Comm. Events	Present ations	Media Exp.		
City of Mission Police Department 2009-Mission-CIOT-00033	OP	402	OP	204	355	44	178						3	2	1	5	15	146					623	2	5	1	
					Planned:		\$11,969.16						Actual:		\$8,647.88								\$1,580.25		\$11,969.16		\$10,228.13
City of Hurst - Police Department 2009-HurstPD-CIOT-00074	OP	402	OP																								
					Planned:		\$7,983.23						Actual:		\$5,973.10								\$1,933.54		\$9,916.77		\$7,419.77
City of Farmers Branch - Police Department 2009-Farmers Branch-CIOT-00036	OP	402	OP	121	87		3																				
					Planned:		\$7,997.00						Actual:		\$7,450.26								\$1,586.91		\$7,997.00		\$9,037.17
City of Copperas Cove - Police Department 2009-CCovePD-CIOT-00007	OP	402	OP	149	350		6																				
					Planned:		\$4,657.85						Actual:		\$4,535.52										\$4,657.85		\$4,535.52
City of Frisco 2009-FriscoPD-CIOT-00034	OP	402	OP	116	153		3						25			12		79		2							
					Planned:		\$7,996.00						Actual:		\$2,553.40										\$7,996.00		\$2,553.40
City of McKinney 2009-McKinney-CIOT-00037	OP	402	OP	52	142		17						3					23		2							
					Planned:		\$8,000.00						Actual:		\$7,975.97										\$8,000.00		\$7,975.97
City of McKinney 2009-McKinney-CIOT-00037	OP	402	OP	177	281		3																				
					Planned:		\$8,000.00						Actual:		\$7,975.97										\$8,000.00		\$7,975.97

Project Cross-Reference by Task

Enforcement Projects		Federal Funds												Local Match		Project Total	
Organization / Project Number	PA	Fund	Source	Enforce. Hours	Safety Belt/Seat Citations Adult Teen Child	Crashes related to... Alcohol Speed ITC	CMV Citations HMV Seatbelt Speed	Other Citations/Arrests Speed DWI DUI/Minor ITC	Other Citations Arrests	PI&E Materials Prod. Dist.	Comm. Events	Present ations	Media Exp.	Local Match	Project Total		
City of Amarillo Police Department 2009-AmarilloPD-CIOT-00031	OP	402	OP	Planned: \$16,000.00	782	45	14	582	700	1	1	6	\$16,000.00	\$16,000.00			
				Actual: \$15,940.00	357	45	14	582	700	1	1	6	\$15,940.00				
City of Rowlett - Police Department 2009-Rowlett PD-CIOT-00030	OP	402	OP	Planned: \$11,994.40	402	OP	11,994.40	582	10	1	1	6	\$11,994.40	\$11,994.40			
				Actual: \$11,990.29	253	6	2	100	5	1	1	2	\$11,990.29				
City of Lubbock Police Department 2009-Lubbock PD-CIOT-00029	OP	402	OP	Planned: \$19,963.00	450	14	6	160	2	1	1	2	\$19,963.00	\$19,963.00			
				Actual: \$16,520.98	338	22	8	259	2	200	1	1	2	\$16,520.98			
City of Longview Police Department 2009-LongviPD-CIOT-00028	OP	402	OP	Planned: \$7,957.87	525	22	8	259	2	200	1	1	2	\$7,957.87	\$7,957.87		
				Actual: \$6,588.17	135	14	14	93	11	9	1,289	1	1	4	\$6,588.17		
City of Lancaster - Police Department 2009-LancasterPD-CIOT-00026	OP	402	OP	Planned: \$11,990.50	327	14	14	93	11	9	1,289	1	4	\$11,990.50	\$11,990.50		
				Actual: \$3,887.66	187	7	14	246	99	500	1	1	2	\$3,887.66			
City of Galveston 2009-Galveston-CIOT-00025	OP	402	OP	Planned: \$7,986.36	188	14	7	154	3	500	1	2	\$7,986.36	\$7,986.36			
				Actual: \$7,980.21	183	124	14	88	1	300	1	2	2	\$7,980.21			

Project Cross-Reference by Task

Enforcement Projects		Federal Funds												Local Match		Project Total																													
Organization / Project Number		PA				Fund Source				State Funding				Prog. Income				Local Match		Project Total																									
STEP - Click It Or Ticket Mobilization		OP		402		OP		Planned:		Actual:		Planned:		Actual:		Planned:		Actual:		Planned:		Actual:																							
City of Pharr		94		127		16		51		CMV Citations		Other Citations/Arrests		PI&E Materials		Comm. Events		Present ations		Media Exp.		Exp.																							
Performance Data:		Crashes related to...		Alcohol Speed		ITC		Enforce. Hours		Safety Belt/Seat Citations		Adult		Teen		Child		HMV Seatbelt Speed		Speed		DUI/Minor		ITC		HMV Citations		Other Citations		Arrests		Other Arrests		PI&E Materials		Prod. Dist.		Comm. Events		Present ations		Media Exp.		Exp.	
2009-PharrPD-CIOT-00022		94		127		16		51		CMV Citations		Other Citations/Arrests		PI&E Materials		Comm. Events		Present ations		Media Exp.		Exp.																							
Wichita County Sheriff's Office		94		127		16		51		CMV Citations		Other Citations/Arrests		PI&E Materials		Comm. Events		Present ations		Media Exp.		Exp.																							
2009-WichitaSO-CIOT-00021		94		127		16		51		CMV Citations		Other Citations/Arrests		PI&E Materials		Comm. Events		Present ations		Media Exp.		Exp.																							
City of Cedar Hill		103		62		2		2		CMV Citations		Other Citations/Arrests		PI&E Materials		Comm. Events		Present ations		Media Exp.		Exp.																							
2009-CedarPD-CIOT-00027		103		62		2		2		CMV Citations		Other Citations/Arrests		PI&E Materials		Comm. Events		Present ations		Media Exp.		Exp.																							
City of Big Spring - Police Department		204		205		8		14		CMV Citations		Other Citations/Arrests		PI&E Materials		Comm. Events		Present ations		Media Exp.		Exp.																							
2009-BigSpringPD-CIOT-00035		204		205		8		14		CMV Citations		Other Citations/Arrests		PI&E Materials		Comm. Events		Present ations		Media Exp.		Exp.																							
City of Universal City - Police Dept		152		77		6		6		CMV Citations		Other Citations/Arrests		PI&E Materials		Comm. Events		Present ations		Media Exp.		Exp.																							
2009-Universal City PD-CIOT-00051		152		77		6		6		CMV Citations		Other Citations/Arrests		PI&E Materials		Comm. Events		Present ations		Media Exp.		Exp.																							
City of University Park		55		54		2		4		CMV Citations		Other Citations/Arrests		PI&E Materials		Comm. Events		Present ations		Media Exp.		Exp.																							
2009-UniParkPD-CIOT-00050		55		54		2		4		CMV Citations		Other Citations/Arrests		PI&E Materials		Comm. Events		Present ations		Media Exp.		Exp.																							
City of University Park		71		103		2		2		CMV Citations		Other Citations/Arrests		PI&E Materials		Comm. Events		Present ations		Media Exp.		Exp.																							
2009-UniParkPD-CIOT-00050		71		103		2		2		CMV Citations		Other Citations/Arrests		PI&E Materials		Comm. Events		Present ations		Media Exp.		Exp.																							

Project Cross-Reference by Task

Enforcement Projects		Federal Funds												Local Match		Project Total																	
Organization / Project Number		PA				Fund Source				State Funding				Prog. Income				Group Project															
STEP - Click It Or Ticket Mobilization		OP		402		OP		Planned:		Actual:		Planned:		Actual:		Planned:		Actual:															
Harris County Constable Precinct 4		278		791		13		72		131		4		967		99		2		\$11,998.77		\$8,183.80											
2009-Harris4-CIOT-00060		Enforce. Hours		Safety Belt/Seat Citations Adult		Teen		Child		CMV Citations Seatbelt		Speed		Other Citations/Arrests Speed		DUI/Minor		ITC		HMV Citations		Other Arrests		PI&E Materials Prod. Dist.		Comm. Events		Present ations		Media Exp.			
City of Grand Prairie		204		59		16		14		114		1		198		25		12		2		\$11,999.37		\$11,566.23		1		2		\$11,999.37		\$11,566.23	
2009-GrandPra-CIOT-00015		Enforce. Hours		Safety Belt/Seat Citations Adult		Teen		Child		CMV Citations Seatbelt		Speed		Other Citations/Arrests Speed		DUI/Minor		ITC		HMV Citations		Other Arrests		PI&E Materials Prod. Dist.		Comm. Events		Present ations		Media Exp.			
City of La Porte Police Department		78		197		10		2		114		1		198		25		12		2		\$11,784.75		\$2,941.75		1		2		\$12,419.63		\$3,006.38	
2009-LaPorte-CIOT-00072		Enforce. Hours		Safety Belt/Seat Citations Adult		Teen		Child		CMV Citations Seatbelt		Speed		Other Citations/Arrests Speed		DUI/Minor		ITC		HMV Citations		Other Arrests		PI&E Materials Prod. Dist.		Comm. Events		Present ations		Media Exp.			
Tom Green County		136		59		4		4		20		8		54		22		2		2		\$9,999.57		\$5,216.19		1		2		\$9,999.57		\$5,216.19	
2009-Tomgreen-CIOT-00070		Enforce. Hours		Safety Belt/Seat Citations Adult		Teen		Child		CMV Citations Seatbelt		Speed		Other Citations/Arrests Speed		DUI/Minor		ITC		HMV Citations		Other Arrests		PI&E Materials Prod. Dist.		Comm. Events		Present ations		Media Exp.			
City of Fort Worth		448		966		510		510		4		1		16		4		4		4		\$24,999.94		\$24,516.20		1		2		\$24,999.94		\$24,516.20	
2009-Fortworth-CIOT-00069		Enforce. Hours		Safety Belt/Seat Citations Adult		Teen		Child		CMV Citations Seatbelt		Speed		Other Citations/Arrests Speed		DUI/Minor		ITC		HMV Citations		Other Arrests		PI&E Materials Prod. Dist.		Comm. Events		Present ations		Media Exp.			
City of San Marcos - Police Department		53		68		68		68		4		4		493		4		4		4		\$3,553.60		\$2,894.97		1		1		\$3,553.60		\$2,894.97	
2009-SanMarcosPD-CIOT-00067		Enforce. Hours		Safety Belt/Seat Citations Adult		Teen		Child		CMV Citations Seatbelt		Speed		Other Citations/Arrests Speed		DUI/Minor		ITC		HMV Citations		Other Arrests		PI&E Materials Prod. Dist.		Comm. Events		Present ations		Media Exp.			

Project Cross-Reference by Task

Enforcement Projects		Federal Funds										Local Match	Project Total		
Organization / Project Number	PA	Fund	Source	Enforce. Hours	Safety Belt/Seat Citations Adult Teen Child	Crashes related to... Alcohol Speed ITC	CMV Citations HMV Seatbelt Speed	Other Citations/Arrests Speed DWI DUI/Minor ITC	Other Citations Arrests	HMV Citations Arrests	Other Citations Arrests	PI&E Materials Prod. Dist.	Comm. Events	Present ations	Media Exp.
City of Arlington 2009-Arlington-CIOT-00066	OP	402	OP	Planned:	\$11,729.87									\$11,729.87	
				Actual:	\$8,981.08										
<b>Performance Data:</b>				193	360 18 24	Crashes related to... Alcohol Speed ITC	CMV Citations HMV Seatbelt Speed	Other Citations/Arrests Speed DWI DUI/Minor ITC	14	106	6	PI&E Materials Prod. Dist. 300	Comm. Events 2	Present ations 2	Media Exp. 2
City of Lewisville 2009-LewisvPD-CIOT-00065	OP	402	OP	Planned:	\$5,028.83									\$5,422.08	
				Actual:	\$5,028.83										
<b>Performance Data:</b>				91	253	Crashes related to... Alcohol Speed ITC	CMV Citations HMV Seatbelt Speed	Other Citations/Arrests Speed DWI DUI/Minor ITC	69	1		PI&E Materials Prod. Dist. 350	Comm. Events 2	Present ations 2	Media Exp. 2
City of Corpus Christi Police Department 2009-CorpusPD-CIOT-00064	OP	402	OP	Planned:	\$20,000.00									\$20,000.00	
				Actual:	\$20,000.00										
<b>Performance Data:</b>				485	931	Crashes related to... Alcohol Speed ITC	CMV Citations HMV Seatbelt Speed	Other Citations/Arrests Speed DWI DUI/Minor ITC	304	11		PI&E Materials Prod. Dist. 100	Comm. Events 2	Present ations 1	Media Exp. 2
City of Jacinto City 2009-JacintPD-CIOT-00073	OP	402	OP	Planned:	\$11,210.00									\$16,170.35	
				Actual:	\$3,422.93										
<b>Performance Data:</b>				143	196 11 63	Crashes related to... Alcohol Speed ITC	CMV Citations HMV Seatbelt Speed	Other Citations/Arrests Speed DWI DUI/Minor ITC	15	11	5	PI&E Materials Prod. Dist. 500	Comm. Events 1	Present ations 2	Media Exp. 1
Harris County Constable Precinct 7 2009-HarrisP7-CIOT-00011	OP	402	OP	Planned:	\$12,000.00									\$12,002.70	
				Actual:											
<b>Performance Data:</b>				190	270 15 22	Crashes related to... Alcohol Speed ITC	CMV Citations HMV Seatbelt Speed	Other Citations/Arrests Speed DWI DUI/Minor ITC	1	42		PI&E Materials Prod. Dist. 4,000	Comm. Events 6	Present ations 3	Media Exp. 3
City of Euless Police Department 2009-Euless-CIOT-00009	OP	402	OP	Planned:	\$12,000.00									\$15,982.82	
				Actual:	\$11,764.42										
<b>Performance Data:</b>				247	297 21 22	Crashes related to... Alcohol Speed ITC	CMV Citations HMV Seatbelt Speed	Other Citations/Arrests Speed DWI DUI/Minor ITC	3	37	2	PI&E Materials Prod. Dist. 1,000	Comm. Events 1	Present ations 1	Media Exp. 2

Request for Reimbursement (RFR) not submitted for the project



Project Cross-Reference by Task

Enforcement Projects

Organization / Project Number	PA	Fund	Source	Federal Funds	State Funding	Prog. Income	Local Match	Project Total																			
<b>STEP - Click It Or Ticket Mobilization</b>																											
Cameron County Sheriff's Office	OP	402	OP	Planned: \$18,570.08				\$18,570.08																			
2009-CameronCo-CIOT-00018				Actual: \$8,250.68				\$8,250.68																			
<i>Performance Data:</i>	Enforce. Hours	Safety Belt/Seat Citations Adult	Teen	Child	Crashes related to... Alcohol	Speed	ITC	CMV Citations	Seatbelt	Speed	Other Citations/Arrests Speed	DWI	DUI	Minor	ITC	HMV Citations	ITC	Other Citations	Arrests	Other	Arrests	PI&E Materials	Prod.	Dist.	Comm. Events	Present ations	Media Exp.
	292	260	18	65							2	5			18	60							250		1	1	2
City of Denton	OP	402	OP	Planned: \$3,886.00				\$3,886.00																			
2009-DentonPD-CIOT-00038				Actual: \$3,757.72				\$3,757.72																			
<i>Performance Data:</i>	Enforce. Hours	Safety Belt/Seat Citations Adult	Teen	Child	Crashes related to... Alcohol	Speed	ITC	CMV Citations	Seatbelt	Speed	Other Citations/Arrests Speed	DWI	DUI	Minor	ITC	HMV Citations	ITC	Other Citations	Arrests	Other	Arrests	PI&E Materials	Prod.	Dist.	Comm. Events	Present ations	Media Exp.
	71	194	78	3							2	4			78	2							100		2	2	1
County of Galveston (Sheriff's Office)	OP	402	OP	Planned: \$14,050.97				\$14,050.97																			
2009-GalCOSO-CIOT-00016				Actual: \$10,587.32				\$10,587.32																			
<i>Performance Data:</i>	Enforce. Hours	Safety Belt/Seat Citations Adult	Teen	Child	Crashes related to... Alcohol	Speed	ITC	CMV Citations	Seatbelt	Speed	Other Citations/Arrests Speed	DWI	DUI	Minor	ITC	HMV Citations	ITC	Other Citations	Arrests	Other	Arrests	PI&E Materials	Prod.	Dist.	Comm. Events	Present ations	Media Exp.
	225	223	32	9							32	89			89	9							620		1	2	2
City of Schertz - Police Department	OP	402	OP	Planned: \$10,662.55				\$10,662.55																			
2009-SchertzPD-CIOT-00052				Actual: \$9,522.44				\$9,522.44																			
<i>Performance Data:</i>	Enforce. Hours	Safety Belt/Seat Citations Adult	Teen	Child	Crashes related to... Alcohol	Speed	ITC	CMV Citations	Seatbelt	Speed	Other Citations/Arrests Speed	DWI	DUI	Minor	ITC	HMV Citations	ITC	Other Citations	Arrests	Other	Arrests	PI&E Materials	Prod.	Dist.	Comm. Events	Present ations	Media Exp.
	257	514	18	31							18	253			253	11							500		1	2	2
City of Dallas - Police Department	OP	402	OP	Planned: \$134,985.00				\$134,985.00																			
2009-Dallas-CIOT-00014				Actual: \$134,640.60				\$134,640.60																			
<i>Performance Data:</i>	Enforce. Hours	Safety Belt/Seat Citations Adult	Teen	Child	Crashes related to... Alcohol	Speed	ITC	CMV Citations	Seatbelt	Speed	Other Citations/Arrests Speed	DWI	DUI	Minor	ITC	HMV Citations	ITC	Other Citations	Arrests	Other	Arrests	PI&E Materials	Prod.	Dist.	Comm. Events	Present ations	Media Exp.
	2,661	3,503	121	325							1	1,163			1,163	48							947		36	37	1
City of Socorro	OP	402	OP	Planned: \$7,972.54				\$7,972.54																			
2009-SocorrPD-CIOT-00020				Actual: \$7,687.42				\$7,687.42																			
<i>Performance Data:</i>	Enforce. Hours	Safety Belt/Seat Citations Adult	Teen	Child	Crashes related to... Alcohol	Speed	ITC	CMV Citations	Seatbelt	Speed	Other Citations/Arrests Speed	DWI	DUI	Minor	ITC	HMV Citations	ITC	Other Citations	Arrests	Other	Arrests	PI&E Materials	Prod.	Dist.	Comm. Events	Present ations	Media Exp.
	190	87	210	2							210	2			150	6							600		1	1	2



Project Cross-Reference by Task

Enforcement Projects		Federal Funds State Funding Prog. Income Local Match Project Total											
Organization / Project Number	PA Fund Source											Group Project	
<b>STEP - Click It Or Ticket Mobilization</b>													
Montgomery County	OP 402 OP											\$12,497.47	
2009-MontgoSO-CIOT-00012												\$10,564.46	
<i>Performance Data:</i>		Enforce. Hours	Crashes related to... Alcohol Speed ITC	Safety Belt/Seat Citations Adult Teen Child	CMV Citations HMV Seatbelt Speed	Other Citations/Arrests Speed DWI DUI/Minor ITC	Other Citations Arrests HMV ITC	Other Citations Arrests	PI&E Materials Prod. Dist.	Comm. Events	Present ations	Media Exp.	
		258		572 7		2	14 150 5		638	1	1	4	
City of Nacogdoches	OP 402 OP											\$7,990.84	
2009-Nacogdoches-CIOT-00017												\$1,500.81	
<i>Performance Data:</i>		Enforce. Hours	Crashes related to... Alcohol Speed ITC	Safety Belt/Seat Citations Adult Teen Child	CMV Citations HMV Seatbelt Speed	Other Citations/Arrests Speed DWI DUI/Minor ITC	Other Citations Arrests HMV ITC	Other Citations Arrests	PI&E Materials Prod. Dist.	Comm. Events	Present ations	Media Exp.	
		36		58 7		13	7 48		415	1	2	3	
City of San Juan Police Department	OP 402 OP											\$10,093.60	
2009-SanJuanPD-CIOT-00019												\$2,679.95	
<i>Performance Data:</i>		Enforce. Hours	Crashes related to... Alcohol Speed ITC	Safety Belt/Seat Citations Adult Teen Child	CMV Citations HMV Seatbelt Speed	Other Citations/Arrests Speed DWI DUI/Minor ITC	Other Citations Arrests HMV ITC	Other Citations Arrests	PI&E Materials Prod. Dist.	Comm. Events	Present ations	Media Exp.	
		197		210 26 8		38	6 34			1	5	2	
<b>STEP - Click It Or Ticket Mobilization Subtotals</b>												\$26,873.39	
												\$26,766.03	
<i>Performance Data Summary:</i>		Enforce. Hours	Crashes related to... Alcohol Speed ITC	Safety Belt/Seat Citations Adult Teen Child	CMV Citations HMV Seatbelt Speed	Other Citations/Arrests Speed DWI DUI/Minor ITC	Other Citations Arrests HMV ITC	Other Citations Arrests	PI&E Materials Prod. Dist.	Comm. Events	Present ations	Media Exp.	
		22,801		37,604 883 5,764		162	901 565 1,586		6,462 47,772	95	135	724	
												\$1,324,653.33	
												\$1,031,647.94	

Project Cross-Reference by Task

Enforcement Projects		Federal Funds State Funding Prog. Income Local Match Project Total																							
Organization / Project Number	PA	Fund	Source	Group Project																					
<b>STEP 2009 CMV</b>																									
City of Houston	PT	402	PT	Planned: \$356,498.99	\$292,352.19	\$648,851.18																			
2009-HoustonP-S-MYG-Yr1-0033				Actual: \$356,092.84	\$306,368.87	\$662,461.71																			
<b>CMV</b>				Enforce. Hours	6,789	Safety Belt/Seat Citations	Adult	Teen	Child	Crashes related to... Alcohol Speed	257	Crashes related to... ITC													
<b>Performance Data:</b>				CMV Citations	HMV	Seatbelt	Speed	Other Citations/Arrests	Speed	DWI	DUI	Minor	ITC	HMV	Other Citations	Arrests	Other	Arrests	PI&E Materials	Prod.	Dist.	Comm. Events	Present ations	Media Exp.	
				4,226	3,232	4,597	2,562	776	17,067	3	37	3													
City of Laredo	PT	402	PT	Planned: \$40,000.00	\$10,540.00	\$50,540.00																			
2009-LaredoPD-S-SYG-0282				Actual: \$31,027.77	\$13,865.51	\$44,893.28																			
<b>CMV</b>				Enforce. Hours	893	Safety Belt/Seat Citations	Adult	Teen	Child	Crashes related to... Alcohol Speed	140	Crashes related to... ITC													
<b>Performance Data:</b>				CMV Citations	HMV	Seatbelt	Speed	Other Citations/Arrests	Speed	DWI	DUI	Minor	ITC	HMV	Other Citations	Arrests	Other	Arrests	PI&E Materials	Prod.	Dist.	Comm. Events	Present ations	Media Exp.	
				1,179	285	1,152	455	1,570	5	267	1,638	2													
City of Fort Worth	PT	402	PT	Planned: \$59,452.13	\$8,934.61	\$68,386.74																			
2009-Fortwort-S-SYG-0277				Actual: \$57,053.92	\$8,574.15	\$65,628.07																			
<b>CMV</b>				Enforce. Hours	1,116	Safety Belt/Seat Citations	Adult	Teen	Child	Crashes related to... Alcohol Speed	252	Crashes related to... ITC													
<b>Performance Data:</b>				CMV Citations	HMV	Seatbelt	Speed	Other Citations/Arrests	Speed	DWI	DUI	Minor	ITC	HMV	Other Citations	Arrests	Other	Arrests	PI&E Materials	Prod.	Dist.	Comm. Events	Present ations	Media Exp.	
				517	406	1,800	3	770	5	1,000	1,500	9	6												
<b>STEP 2009 CMV Subtotals</b>				# of Projects:	3	Planned:	\$455,951.12	\$311,826.80	\$767,777.92																
				3	Actual:	\$444,174.53	\$328,808.53	\$772,983.06																	
<b>Performance Data Summary:</b>				Enforce. Hours	8,798	Safety Belt/Seat Citations	Adult	Teen	Child	Crashes related to... Alcohol Speed	649	Crashes related to... ITC													
				5,922	3,923	7,549	455	3	267	4,902	781	20,205	8	48	9										

Project Cross-Reference by Task

Enforcement Projects		Federal Funds												Local Match		Project Total			
Organization / Project Number		PA Fund Source				State Funding				Prog. Income				Local Match		Project Total			
STEP 2009 Comprehensive		PT 402 PT		Speed OP		DWI Speed		DWI Speed		DWI Speed OP		DWI Speed		DWI Speed		Group Project			
Chambers County Sheriff's Department		Planned: \$42,704.00		Actual: \$10,208.74		Planned: \$99,644.00		Actual: \$94,380.81		Planned: \$14,320.80		Actual: \$10,247.75		Planned: \$8,420.70		Actual: \$51,124.70			
2009-Chambers-S-SYG-0270		Step Elements: Speed OP		Step Elements: DWI Speed		Step Elements: DWI Speed		Step Elements: DWI Speed		Step Elements: DWI Speed OP		Step Elements: DWI Speed		Step Elements: DWI Speed		Step Elements: DWI Speed			
Performance Data:		Enforce. Hours	Safety Belt/Seat Citations Adult	Teen	Child	CMV Citations	Other Citations/Arrests Speed	DUI	Minor	ITC	HMV Citations	Other Citations	Arrests	PI&E Materials Prod.	Dist.	Comm. Events	Present ations	Media Exp.	
Crashes related to...		335	255	17	191	191	163	6	4,000	5,184	6	4	2	4,000	5,184	6	4	2	
Alcohol Speed ITC		Crashes related to...		Crashes related to...		Crashes related to...		Crashes related to...		Crashes related to...		Crashes related to...		Crashes related to...		Crashes related to...		Crashes related to...	
446		446		446		446		446		446		446		446		446		446	
3,928		3,928		3,928		3,928		3,928		3,928		3,928		3,928		3,928		3,928	
City of Lubbock Police Department		Planned: \$30,735.40		Actual: \$7,255.80		Planned: \$19,999.50		Actual: \$9,433.78		Planned: \$4,790.30		Actual: \$2,820.80		Planned: \$8,010.00		Actual: \$3,665.72		Planned: \$8,010.00	
2009-LubbockPD-S-SYG-0180		Step Elements: DWI Speed		Step Elements: DWI Speed		Step Elements: DWI Speed		Step Elements: DWI Speed		Step Elements: DWI Speed		Step Elements: DWI Speed		Step Elements: DWI Speed		Step Elements: DWI Speed		Step Elements: DWI Speed	
Performance Data:		Enforce. Hours	Safety Belt/Seat Citations Adult	Teen	Child	CMV Citations	Other Citations/Arrests Speed	DUI	Minor	ITC	HMV Citations	Other Citations	Arrests	PI&E Materials Prod.	Dist.	Comm. Events	Present ations	Media Exp.	
Crashes related to...		4,279	306	5	1	1	306	5	1	11	25	18	477	477	4	9	11	11	
Alcohol Speed ITC		Crashes related to...		Crashes related to...		Crashes related to...		Crashes related to...		Crashes related to...		Crashes related to...		Crashes related to...		Crashes related to...		Crashes related to...	
1		1		1		1		1		1		1		1		1		1	
17		17		17		17		17		17		17		17		17		17	
City of Farmersville - Police Department		Planned: \$98,138.20		Actual: \$69,717.86		Planned: \$98,138.20		Actual: \$69,717.86		Planned: \$14,320.80		Actual: \$10,247.75		Planned: \$8,420.70		Actual: \$51,124.70		Planned: \$8,420.70	
2009-Farmersv-S-SYG-0189		Step Elements: Speed OP ITC		Step Elements: DWI Speed		Step Elements: DWI Speed		Step Elements: DWI Speed		Step Elements: DWI Speed		Step Elements: DWI Speed		Step Elements: DWI Speed		Step Elements: DWI Speed		Step Elements: DWI Speed	
Performance Data:		Enforce. Hours	Safety Belt/Seat Citations Adult	Teen	Child	CMV Citations	Other Citations/Arrests Speed	DUI	Minor	ITC	HMV Citations	Other Citations	Arrests	PI&E Materials Prod.	Dist.	Comm. Events	Present ations	Media Exp.	
Crashes related to...		417	42	1	162	162	162	26	2	73	26	2	1,200	1,200	7	5	5	5	
Alcohol Speed ITC		Crashes related to...		Crashes related to...		Crashes related to...		Crashes related to...		Crashes related to...		Crashes related to...		Crashes related to...		Crashes related to...		Crashes related to...	
2		2		2		2		2		2		2		2		2		2	
417		417		417		417		417		417		417		417		417		417	
City of Harlingen Police Department		Planned: \$196,233.71		Actual: \$88,522.58		Planned: \$196,233.71		Actual: \$88,522.58		Planned: \$196,233.71		Actual: \$88,522.58		Planned: \$196,233.71		Actual: \$88,522.58		Planned: \$196,233.71	
2009-Harlinge-S-SYG-0186		Step Elements: DWI Speed OP		Step Elements: DWI Speed		Step Elements: DWI Speed		Step Elements: DWI Speed		Step Elements: DWI Speed		Step Elements: DWI Speed		Step Elements: DWI Speed		Step Elements: DWI Speed		Step Elements: DWI Speed	
Performance Data:		Enforce. Hours	Safety Belt/Seat Citations Adult	Teen	Child	CMV Citations	Other Citations/Arrests Speed	DUI	Minor	ITC	HMV Citations	Other Citations	Arrests	PI&E Materials Prod.	Dist.	Comm. Events	Present ations	Media Exp.	
Crashes related to...		1,529	630	109	3,733	45	3	743	39	5,820	5,820	7	8	7	7	8	7	7	
Alcohol Speed ITC		Crashes related to...		Crashes related to...		Crashes related to...		Crashes related to...		Crashes related to...		Crashes related to...		Crashes related to...		Crashes related to...		Crashes related to...	
59		59		59		59		59		59		59		59		59		59	
1,529		1,529		1,529		1,529		1,529		1,529		1,529		1,529		1,529		1,529	
Harris County Sheriff's Office		Planned: \$196,233.71		Actual: \$88,522.58		Planned: \$196,233.71		Actual: \$88,522.58		Planned: \$196,233.71		Actual: \$88,522.58		Planned: \$196,233.71		Actual: \$88,522.58		Planned: \$196,233.71	
2009-HarrisCo-S-SYG-0101		Step Elements: DWI Speed OP		Step Elements: DWI Speed		Step Elements: DWI Speed		Step Elements: DWI Speed		Step Elements: DWI Speed		Step Elements: DWI Speed		Step Elements: DWI Speed		Step Elements: DWI Speed		Step Elements: DWI Speed	
Performance Data:		Enforce. Hours	Safety Belt/Seat Citations Adult	Teen	Child	CMV Citations	Other Citations/Arrests Speed	DUI	Minor	ITC	HMV Citations	Other Citations	Arrests	PI&E Materials Prod.	Dist.	Comm. Events	Present ations	Media Exp.	
Crashes related to...		3,011	1,979	375	6,481	145	1,230	44	772	772	3	6	6	772	772	3	6	6	
Alcohol Speed ITC		Crashes related to...		Crashes related to...		Crashes related to...		Crashes related to...		Crashes related to...		Crashes related to...		Crashes related to...		Crashes related to...		Crashes related to...	
1,027		1,027		1,027		1,027		1,027		1,027		1,027		1,027		1,027		1,027	
4,607		4,607		4,607		4,607		4,607		4,607		4,607		4,607		4,607		4,607	

Project Cross-Reference by Task

Enforcement Projects		Federal Funds												Local Match		Project Total																		
Organization / Project Number	PA	Fund	Source	State Funding	Prog. Income							Local Match	Project Total																					
STEP 2009 Comprehensive														Group Project																				
Armstrong County Sheriff's Department	PT	402	PT													\$4,870.00	\$24,826.00																	
2009-Armstrong-S-SYG-0215	DWI Speed														\$5,357.92	\$19,448.19																		
Performance Data:	Enforce. Hours	758	Safety Belt/Seat Citations Adult	2	Teen	2	Child	2	Crashes related to... Alcohol	6	Speed	26	ITC	2	Other Citations/Arrests Speed	1,196	DUI	21	Minor	2	ITC	20	HMV	193	Other Citations	29	Arrests	400	PI&E Materials Prod.	1	Comm. Events	3	Media Exp.	3
	Planned:													\$19,956.00																				
	Actual:													\$14,090.27																				
	Planned:													\$21,718.12	\$96,276.90																			
	Actual:													\$11,414.87	\$50,024.68																			
City of Brownsville - Police Department	PT	402	PT													\$12,723.33	\$66,993.33																	
2009-BrownsPD-S-SYG-0240	DWI Speed OP														\$16,020.08	\$70,284.23																		
Performance Data:	Enforce. Hours	774	Safety Belt/Seat Citations Adult	333	Teen	77	Child	77	Crashes related to... Alcohol	81	Speed	696	ITC	17	Other Citations/Arrests Speed	791	DUI	51	Minor	6	ITC	15	HMV	568	Other Citations	36	Arrests	226	PI&E Materials Prod.	2	Comm. Events	4	Media Exp.	1
	Planned:													\$54,270.00																				
	Actual:													\$54,264.15																				
	Planned:													\$258,112.43	\$608,302.93																			
	Actual:													\$265,081.65	\$614,771.33																			
County of Dallas	PT	402	PT													\$14,686.80	\$38,389.23																	
2009-Dallasco-S-MYG-Yr1-0260	DWI Speed OP														\$10,753.94	\$27,761.82																		
Performance Data:	Enforce. Hours	9,431	Safety Belt/Seat Citations Adult	1,960	Teen	698	Child	698	Crashes related to... Alcohol	65	Speed	31	ITC	18,854	Other Citations/Arrests Speed	284	DUI	284	Minor	3	ITC	824	HMV	3	Other Citations	6	Arrests	250	PI&E Materials Prod.	6	Comm. Events	5	Media Exp.	6
	Planned:													\$23,702.43																				
	Actual:													\$17,007.88																				
	Planned:													\$26,136.31	\$125,942.71																			
	Actual:													\$25,523.93	\$121,616.66																			
City of Leander - Police Department	PT	402	PT													\$26,136.31	\$125,942.71																	
2009-LeanderP-S-SYG-0181	Speed ITC														\$25,523.93	\$121,616.66																		
Performance Data:	Enforce. Hours	489	Safety Belt/Seat Citations Adult	432	Teen	241	Child	241	Crashes related to... Alcohol	183	Speed	1,398	ITC	877	Other Citations/Arrests Speed	70	DUI	70	Minor	1,163	ITC	4,410	HMV	62	Other Citations	4	Arrests	400	PI&E Materials Prod.	2	Comm. Events	4	Media Exp.	15
	Planned:													\$99,806.40																				
	Actual:													\$96,092.73																				
	Planned:													\$26,136.31	\$125,942.71																			
	Actual:													\$25,523.93	\$121,616.66																			
City of Laredo	PT	402	PT													\$26,136.31	\$125,942.71																	
2009-LaredoPD-S-SYG-0292	DWI Speed OP														\$25,523.93	\$121,616.66																		
Performance Data:	Enforce. Hours	2,250	Safety Belt/Seat Citations Adult	432	Teen	241	Child	241	Crashes related to... Alcohol	183	Speed	1,398	ITC	877	Other Citations/Arrests Speed	70	DUI	70	Minor	1,163	ITC	4,410	HMV	62	Other Citations	4	Arrests	400	PI&E Materials Prod.	2	Comm. Events	4	Media Exp.	15
	Planned:													\$99,806.40																				
	Actual:													\$96,092.73																				
	Planned:													\$26,136.31	\$125,942.71																			
	Actual:													\$25,523.93	\$121,616.66																			

Project Cross-Reference by Task

Enforcement Projects		Federal Funds										Local Match		Project Total	
Organization / Project Number		PA		Fund Source		State Funding		Prog. Income		Local Match		Project Total			
STEP 2009 Comprehensive		PT 402 PT		DWI Speed OP ITC		Planned: \$102,642.70		Actual: \$101,640.19		PI&E Materials		Comm. Present Media			
City of McKinney		Safety Belt/Seat Citations		CMV Citations		Other Citations/Arrests		Other Citations/Arrests		PI&E Materials		Comm. Present Media			
2009-McKinney-S-MYG-Yr1-0178		Adult Teen Child		HMV Seatbelt Speed		Speed DWI DUI Minor ITC		Speed DWI DUI Minor ITC		Prod. Dist.		Events ations Exp.			
Performance Data:		Enforce. Hours		Enforce. Hours		Enforce. Hours		Enforce. Hours		Prod. Dist.		Events ations Exp.			
Crashes related to...		Crashes related to...		Crashes related to...		Crashes related to...		Crashes related to...		Prod. Dist.		Events ations Exp.			
Alcohol Speed ITC		Adult Teen Child		HMV Seatbelt Speed		Speed DWI DUI Minor ITC		Speed DWI DUI Minor ITC		Prod. Dist.		Events ations Exp.			
8 82 625		78 49		1 1,254		986 46 8 765 217 854 34		4,486 2		7,826		8 8 7			
City of Haltom City - Police Department		PT 402 PT		Speed OP		Planned: \$69,082.22		Actual: \$68,796.07		PI&E Materials		Comm. Present Media			
2009-HaltomPD-S-MYG-Yr1-0177		Safety Belt/Seat Citations		CMV Citations		Other Citations/Arrests		Other Citations/Arrests		PI&E Materials		Comm. Present Media			
Performance Data:		Enforce. Hours		Enforce. Hours		Enforce. Hours		Enforce. Hours		Prod. Dist.		Events ations Exp.			
Crashes related to...		Crashes related to...		Crashes related to...		Crashes related to...		Crashes related to...		Prod. Dist.		Events ations Exp.			
Alcohol Speed ITC		Adult Teen Child		HMV Seatbelt Speed		Speed DWI DUI Minor ITC		Speed DWI DUI Minor ITC		Prod. Dist.		Events ations Exp.			
197		517 63		1,617		4,486 2		917 18		2,560		3 4 4			
City of Port Arthur Police Department		PT 402 PT		Speed OP		Planned: \$49,023.73		Actual: \$35,229.87		PI&E Materials		Comm. Present Media			
2009-PortArth-S-SYG-0175		Safety Belt/Seat Citations		CMV Citations		Other Citations/Arrests		Other Citations/Arrests		PI&E Materials		Comm. Present Media			
Performance Data:		Enforce. Hours		Enforce. Hours		Enforce. Hours		Enforce. Hours		Prod. Dist.		Events ations Exp.			
Crashes related to...		Crashes related to...		Crashes related to...		Crashes related to...		Crashes related to...		Prod. Dist.		Events ations Exp.			
Alcohol Speed ITC		Adult Teen Child		HMV Seatbelt Speed		Speed DWI DUI Minor ITC		Speed DWI DUI Minor ITC		Prod. Dist.		Events ations Exp.			
672		258 65		959		1,114		1,168 50		600 912		4 7 4			
City of Jacinto City		PT 402 PT		Speed OP ITC		Planned: \$38,860.00		Actual: \$38,569.58		PI&E Materials		Comm. Present Media			
2009-JacintPD-S-SYG-0281		Safety Belt/Seat Citations		CMV Citations		Other Citations/Arrests		Other Citations/Arrests		PI&E Materials		Comm. Present Media			
Performance Data:		Enforce. Hours		Enforce. Hours		Enforce. Hours		Enforce. Hours		Prod. Dist.		Events ations Exp.			
Crashes related to...		Crashes related to...		Crashes related to...		Crashes related to...		Crashes related to...		Prod. Dist.		Events ations Exp.			
Alcohol Speed ITC		Adult Teen Child		HMV Seatbelt Speed		Speed DWI DUI Minor ITC		Speed DWI DUI Minor ITC		Prod. Dist.		Events ations Exp.			
66 46		476 56		1,383		698 1 1 788		1,009 58		2,600 2,600		4 9 6			
Town of Addison - Police Department		PT 402 PT		Speed OP ITC		Planned: \$24,924.00		Actual: \$13,094.51		PI&E Materials		Comm. Present Media			
2009-AddisonP-S-SYG-0241		Safety Belt/Seat Citations		CMV Citations		Other Citations/Arrests		Other Citations/Arrests		PI&E Materials		Comm. Present Media			
Performance Data:		Enforce. Hours		Enforce. Hours		Enforce. Hours		Enforce. Hours		Prod. Dist.		Events ations Exp.			
Crashes related to...		Crashes related to...		Crashes related to...		Crashes related to...		Crashes related to...		Prod. Dist.		Events ations Exp.			
Alcohol Speed ITC		Adult Teen Child		HMV Seatbelt Speed		Speed DWI DUI Minor ITC		Speed DWI DUI Minor ITC		Prod. Dist.		Events ations Exp.			
24 26		25 1		268		400		103 7		5,150		3 4 360			
City of Princeton		PT 402 PT		Speed OP		Planned: \$19,561.25		Actual: \$19,561.25		PI&E Materials		Comm. Present Media			
2009-PrincePD-S-SYG-0279		Safety Belt/Seat Citations		CMV Citations		Other Citations/Arrests		Other Citations/Arrests		PI&E Materials		Comm. Present Media			
Performance Data:		Enforce. Hours		Enforce. Hours		Enforce. Hours		Enforce. Hours		Prod. Dist.		Events ations Exp.			
Crashes related to...		Crashes related to...		Crashes related to...		Crashes related to...		Crashes related to...		Prod. Dist.		Events ations Exp.			
Alcohol Speed ITC		Adult Teen Child		HMV Seatbelt Speed		Speed DWI DUI Minor ITC		Speed DWI DUI Minor ITC		Prod. Dist.		Events ations Exp.			
14 32		18 5		666		460 16		172 7		2,241		2 5 8			

Project Cross-Reference by Task

Enforcement Projects

Organization / Project Number	PA	Fund Source	Federal Funds	State Funding	Prog. Income	Local Match	Project Total				
<b>STEP 2009 Comprehensive</b>											
Texas Department of Public Safety	PT	402 PT	Planned: \$1,386,750.58				\$2,895,178.69				
2009-TDPS-S-SYG-0164		<b>DWI Speed OP</b>	Actual: \$1,290,642.69				\$2,815,603.08				
<b>Performance Data:</b>	Step Elements:	Crashes related to...	Enforce. Hours	Safety Belt/Seat Citations Adult Teen Child	CMV Citations HMV Seatbelt Speed	Other Citations/Arrests Speed DWI DUI/Minor ITC	Other Citations Arrests HMV ITC	PI&E Materials Prod. Dist.	Comm. Present ations Events	Media Exp.	
	2,413	478	25,806	9,800	1,829	17,390	9,256	6,960	14	569	241
City of Garland	PT	402 PT	Planned: \$249,998.00				\$374,332.42				
2009-GarlandP-S-MYG-Yr1-0162		<b>DWI Speed OP ITC</b>	Actual: \$249,998.00				\$374,332.42				
<b>Performance Data:</b>	Step Elements:	Crashes related to...	Enforce. Hours	Safety Belt/Seat Citations Adult Teen Child	CMV Citations HMV Seatbelt Speed	Other Citations/Arrests Speed DWI DUI/Minor ITC	Other Citations Arrests HMV ITC	PI&E Materials Prod. Dist.	Comm. Present ations Events	Media Exp.	
	54	814	3,859	1,872	93	2,776	3,237	3,000	2	5	9
City of Keller	PT	402 PT	Planned: \$54,280.00				\$69,729.72				
2009-KellerPD-S-SYG-0263		<b>Speed OP</b>	Actual: \$46,311.64				\$59,905.87				
<b>Performance Data:</b>	Step Elements:	Crashes related to...	Enforce. Hours	Safety Belt/Seat Citations Adult Teen Child	CMV Citations HMV Seatbelt Speed	Other Citations/Arrests Speed DWI DUI/Minor ITC	Other Citations Arrests HMV ITC	PI&E Materials Prod. Dist.	Comm. Present ations Events	Media Exp.	
	27		971	620	66	2,899	634	2,450	4	40	5
City of Allen	PT	402 PT	Planned: \$62,016.00				\$85,615.60				
2009-AllenPD-S-MYG-Yr1-0022		<b>DWI Speed OP</b>	Actual: \$35,398.46				\$49,321.86				
<b>Performance Data:</b>	Step Elements:	Crashes related to...	Enforce. Hours	Safety Belt/Seat Citations Adult Teen Child	CMV Citations HMV Seatbelt Speed	Other Citations/Arrests Speed DWI DUI/Minor ITC	Other Citations Arrests HMV ITC	PI&E Materials Prod. Dist.	Comm. Present ations Events	Media Exp.	
	259		717	275	2	1,394	258	3,900	5	5	90
City of Corpus Christi Police Department	PT	402 PT	Planned: \$145,069.25				\$184,200.56				
2009-CorpusPD-S-MYG-Yr1-0203		<b>DWI Speed</b>	Actual: \$145,069.25				\$189,069.30				
<b>Performance Data:</b>	Step Elements:	Crashes related to...	Enforce. Hours	Safety Belt/Seat Citations Adult Teen Child	CMV Citations HMV Seatbelt Speed	Other Citations/Arrests Speed DWI DUI/Minor ITC	Other Citations Arrests HMV ITC	PI&E Materials Prod. Dist.	Comm. Present ations Events	Media Exp.	
	605		3,223	43	29	4,701	1,843	3,950	1	4	6
City of New Braunfels - Police Department	PT	402 PT	Planned: \$69,034.47				\$92,442.47				
2009-NewBraun-S-SYG-0280		<b>Speed OP</b>	Actual: \$59,488.98				\$84,501.95				
<b>Performance Data:</b>	Step Elements:	Crashes related to...	Enforce. Hours	Safety Belt/Seat Citations Adult Teen Child	CMV Citations HMV Seatbelt Speed	Other Citations/Arrests Speed DWI DUI/Minor ITC	Other Citations Arrests HMV ITC	PI&E Materials Prod. Dist.	Comm. Present ations Events	Media Exp.	
	605		1,206	318	20	2,705	401	8,937	4	36	6



Project Cross-Reference by Task

Enforcement Projects		Federal Funds State Funding Prog. Income Local Match Project Total																			
Organization / Project Number	PA	Fund	Source	Group Project																	
City of Longview Police Department 2009-LongviewPD-S-SYG-0069	PT	402	PT	Planned:	\$75,270.58	PI&E Materials Prod.	5,379	Comm. Events	3	Present ations	6	Media Exp.	4								
				Actual:	\$73,115.28									\$15,588.98	\$88,264.47						
Performance Data:				Step Elements:	DWI Speed	OP	ITC														
Crashes related to...	Alcohol Speed	ITC	106	985	677	Enforce. Hours	1,594	Safety Belt/Seat Citations Adult	972	Teen	62	Child	62								
	Speed	ITC	28	253	239	CMV Citations	HMV	Seatbelt	Speed	Other Citations/Arrests	Speed	DWI	DUI	Minor	ITC	HMV	Citations	Arrests	Other	Arrests	69
City of Georgetown 2009-Georgeto-S-MYG-Yr1-0219	PT	402	PT	Planned:	\$37,169.57	PI&E Materials Prod.	850	Comm. Events	2	Present ations	6	Media Exp.	4								
				Actual:	\$36,433.90									\$9,381.30	\$47,824.55						
Performance Data:				Step Elements:	DWI Speed	OP	ITC														
Crashes related to...	Alcohol Speed	ITC	28	253	239	Enforce. Hours	878	Safety Belt/Seat Citations Adult	4	Teen	2	Child	2								
	Speed	ITC				CMV Citations	HMV	Seatbelt	Speed	Other Citations/Arrests	Speed	DWI	DUI	Minor	ITC	HMV	Citations	Arrests	Other	Arrests	5
City of Irving 2009-Irving-S-MYG-Yr1-0117	PT	402	PT	Planned:	\$128,507.50	PI&E Materials Prod.	850	Comm. Events	2	Present ations	6	Media Exp.	7								
				Actual:	\$121,446.97									\$29,451.38	\$157,958.88						
Performance Data:				Step Elements:	DWI Speed	OP	ITC														
Crashes related to...	Alcohol Speed	ITC	184	696		Enforce. Hours	2,341	Safety Belt/Seat Citations Adult	971	Teen	23	Child	23								
	Speed	ITC				CMV Citations	HMV	Seatbelt	Speed	Other Citations/Arrests	Speed	DWI	DUI	Minor	ITC	HMV	Citations	Arrests	Other	Arrests	30
City of North Richland Hills 2009-NRichlan-S-MYG-Yr1-0041	PT	402	PT	Planned:	\$99,060.12	PI&E Materials Prod.	2,650	Comm. Events	5	Present ations	6	Media Exp.	7								
				Actual:	\$96,842.36									\$28,025.15	\$127,085.27						
Performance Data:				Step Elements:	DWI Speed	OP	ITC														
Crashes related to...	Alcohol Speed	ITC	58	242		Enforce. Hours	1,939	Safety Belt/Seat Citations Adult	14	Teen	2	Child	2								
	Speed	ITC				CMV Citations	HMV	Seatbelt	Speed	Other Citations/Arrests	Speed	DWI	DUI	Minor	ITC	HMV	Citations	Arrests	Other	Arrests	13
City of Wylie 2009-Wylie-S-SYG-0147	PT	402	PT	Planned:	\$39,989.10	PI&E Materials Prod.	992	Comm. Events	2	Present ations	4	Media Exp.	11								
				Actual:	\$23,692.87									\$12,696.53	\$52,685.63						
Performance Data:				Step Elements:	DWI Speed	OP	ITC														
Crashes related to...	Alcohol Speed	ITC	28	89	112	Enforce. Hours	676	Safety Belt/Seat Citations Adult	67	Teen		Child									
	Speed	ITC				CMV Citations	HMV	Seatbelt	Speed	Other Citations/Arrests	Speed	DWI	DUI	Minor	ITC	HMV	Citations	Arrests	Other	Arrests	12
City of Denton 2009-DentonPD-S-SYG-0139	PT	402	PT	Planned:	\$63,320.00	PI&E Materials Prod.	2,770	Comm. Events	3	Present ations	4	Media Exp.	4								
				Actual:	\$62,280.00									\$25,815.60	\$89,135.60						
Performance Data:				Step Elements:	Speed	OP	ITC														
Crashes related to...	Alcohol Speed	ITC	663	951		Enforce. Hours	1,388	Safety Belt/Seat Citations Adult	263	Teen	20	Child	20								
	Speed	ITC				CMV Citations	HMV	Seatbelt	Speed	Other Citations/Arrests	Speed	DWI	DUI	Minor	ITC	HMV	Citations	Arrests	Other	Arrests	26

Project Cross-Reference by Task

Enforcement Projects		Federal Funds State Funding Prog. Income Local Match Project Total											
Organization / Project Number		PA Fund Source										Group Project	
STEP 2009 Comprehensive													
City of Frisco												\$26,474.90	\$96,456.29
2009-FriscoPD-S-MYG-Yr1-0138												\$24,397.27	\$88,852.63
Performance Data:													
Step Elements:													
DWI Speed OP													
Enforce. Hours													
1,514													
Safety Belt/Seat Citations													
Adult Teen Child													
557 75													
Crashes related to...													
Alcohol Speed ITC													
86 459													
Other Citations/Arrests													
Speed DWI DUI Minor ITC													
3,430 9													
Other Citations Arrests													
518 83													
PI&E Materials													
Prod. Dist.													
15 475													
Comm. Events													
8													
Present ations													
15 2													
Media Exp.													
2													
City of Bryan - Police Department												\$5,177.06	\$51,222.90
2009-BryanPD-S-SYG-0137												\$3,243.28	\$31,939.98
Performance Data:													
Step Elements:													
DWI Speed OP ITC													
Enforce. Hours													
692													
Safety Belt/Seat Citations													
Adult Teen Child													
250 5													
Crashes related to...													
Alcohol Speed ITC													
11 449 344													
Other Citations/Arrests													
Speed DWI DUI Minor ITC													
706 33 2 25													
Other Citations Arrests													
137 14													
PI&E Materials													
Prod. Dist.													
650													
Comm. Events													
4													
Present ations													
4 4 8													
Media Exp.													
8													
City of Sugar Land												\$11,001.27	\$110,001.27
2009-Sugarlan-S-SYG-0136												\$19,245.15	\$118,245.15
Performance Data:													
Step Elements:													
Speed ITC													
Enforce. Hours													
2,080													
Safety Belt/Seat Citations													
Adult Teen Child													
50 31													
Crashes related to...													
Alcohol Speed ITC													
552 271													
Other Citations/Arrests													
Speed DWI DUI Minor ITC													
5,258 1 1,417 77 1,718 120													
Other Citations Arrests													
120													
PI&E Materials													
Prod. Dist.													
4,104													
Comm. Events													
3													
Present ations													
7 5													
Media Exp.													
5													
City of Rowlett - Police Department												\$38,326.49	\$108,325.51
2009-RowletPD-S-MYG-Yr1-0132												\$41,267.91	\$110,801.79
Performance Data:													
Step Elements:													
DWI Speed OP ITC													
Enforce. Hours													
1,612													
Safety Belt/Seat Citations													
Adult Teen Child													
269 12													
Crashes related to...													
Alcohol Speed ITC													
26 46 133													
Other Citations/Arrests													
Speed DWI DUI Minor ITC													
3,635 34 4 45 18 857 241													
Other Citations Arrests													
241													
PI&E Materials													
Prod. Dist.													
2,489													
Comm. Events													
3													
Present ations													
6 24													
Media Exp.													
24													
Polk County Sheriff's Office												\$7,800.00	\$77,792.43
2009-PolkCo-S-SYG-0151												\$4,197.96	\$41,545.70
Performance Data:													
Step Elements:													
DWI Speed OP													
Enforce. Hours													
1,050													
Safety Belt/Seat Citations													
Adult Teen Child													
190 6													
Crashes related to...													
Alcohol Speed ITC													
46													
Other Citations/Arrests													
Speed DWI DUI Minor ITC													
1,500 37 2 4 427 79													
Other Citations Arrests													
79													
PI&E Materials													
Prod. Dist.													
2,505													
Comm. Events													
3													
Present ations													
4 4 4													
Media Exp.													
4													
City of Lockhart												\$4,100.01	\$32,525.92
2009-Lockhart-S-SYG-0129												\$4,117.54	\$31,968.10
Performance Data:													
Step Elements:													
Speed OP													
Enforce. Hours													
634													
Safety Belt/Seat Citations													
Adult Teen Child													
223 81													
Crashes related to...													
Alcohol Speed ITC													
46													
Other Citations/Arrests													
Speed DWI DUI Minor ITC													
1,596													
Other Citations Arrests													
3													
PI&E Materials													
Prod. Dist.													
8,672													
Comm. Events													
5													
Present ations													
5 5 5													
Media Exp.													
5													





Project Cross-Reference by Task

Enforcement Projects

Organization / Project Number	PA	Fund Source	Federal Funds	State Funding	Prog. Income	Local Match	Project Total
<b>STEP 2009 Comprehensive</b>	PT	402 PT					<b>Group Project</b>
City of Houston			Planned: \$843,500.00				\$1,578,719.25
2009-HoustonP-S-MYG-Yr1-0108			Actual: \$843,500.00				\$1,643,546.50
<b>Performance Data:</b>			Other Citations/Arrests	Other Citations/Arrests	Other Citations/Arrests	PI&E Materials	Comm. Present Media
Crashes related to...	Enforce. Hours	Safety Belt/Seat Citations Adult Teen Child	Speed	DWI DUI/Minor ITC	HMV Citations Arrests	Prod. Dist.	Events ations
Alcohol Speed ITC	24,405	17,536 4,607	66	9,120 461	24,892 5,708	4,150	3 12 20
1,054 14,313 5,813							
City of Decatur Police Department	PT	402 PT	Planned: \$37,097.52				\$44,442.40
2009-DecaturP-S-SYG-0095			Actual: \$31,772.96				\$38,603.26
<b>Performance Data:</b>			Other Citations/Arrests	Other Citations/Arrests	Other Citations/Arrests	PI&E Materials	Comm. Present Media
Crashes related to...	Enforce. Hours	Safety Belt/Seat Citations Adult Teen Child	Speed	DWI DUI/Minor ITC	HMV Citations Arrests	Prod. Dist.	Events ations
Alcohol Speed ITC	906	10 1	3	449 3	308 40	500	5 4 1
70 56							
City of Arlington	PT	402 PT	Planned: \$293,318.25				\$352,984.88
2009-Arlington-S-SYG-0096			Actual: \$275,332.04				\$333,383.67
<b>Performance Data:</b>			Other Citations/Arrests	Other Citations/Arrests	Other Citations/Arrests	PI&E Materials	Comm. Present Media
Crashes related to...	Enforce. Hours	Safety Belt/Seat Citations Adult Teen Child	Speed	DWI DUI/Minor ITC	HMV Citations Arrests	Prod. Dist.	Events ations
Alcohol Speed ITC	4,657	1,561 197	11,283 49	499 142	4,297 142	8,920 9,420	2 8 7
431 1,195 2,369							
City of Euless Police Department	PT	402 PT	Planned: \$69,986.72				\$104,300.61
2009-Euless-S-SYG-0097			Actual: \$69,969.58				\$104,388.04
<b>Performance Data:</b>			Other Citations/Arrests	Other Citations/Arrests	Other Citations/Arrests	PI&E Materials	Comm. Present Media
Crashes related to...	Enforce. Hours	Safety Belt/Seat Citations Adult Teen Child	Speed	DWI DUI/Minor ITC	HMV Citations Arrests	Prod. Dist.	Events ations
Alcohol Speed ITC	1,471	156 22	727 45	1,720 71	659 71	1,850	10 8 2
44 88 170							
City of La Porte Police Department	PT	402 PT	Planned: \$68,355.64				\$86,202.88
2009-LaPorte-S-SYG-0102			Actual: \$53,741.86				\$71,282.22
<b>Performance Data:</b>			Other Citations/Arrests	Other Citations/Arrests	Other Citations/Arrests	PI&E Materials	Comm. Present Media
Crashes related to...	Enforce. Hours	Safety Belt/Seat Citations Adult Teen Child	Speed	DWI DUI/Minor ITC	HMV Citations Arrests	Prod. Dist.	Events ations
Alcohol Speed ITC	1,890	3 2	2,447 1	1,033 30	770 23	250 1,575	6 6 5
45 65							
City of Tyler	PT	402 PT	Planned: \$66,343.62				\$75,672.78
2009-Tyler PD-S-SYG-0150			Actual: \$64,352.92				\$73,682.08
<b>Performance Data:</b>			Other Citations/Arrests	Other Citations/Arrests	Other Citations/Arrests	PI&E Materials	Comm. Present Media
Crashes related to...	Enforce. Hours	Safety Belt/Seat Citations Adult Teen Child	Speed	DWI DUI/Minor ITC	HMV Citations Arrests	Prod. Dist.	Events ations
Alcohol Speed ITC	1,265	331 146	1,062 40	915 22	1,524 22	650	3 5 4
113 1,760 1,201							

Project Cross-Reference by Task

Enforcement Projects

Organization / Project Number	PA	Fund Source	Federal Funds	State Funding	Prog. Income	Local Match	Project Total
City of Wichita Falls Police Department 2009-WichitaP-S-SYG-0042	PT	402 PT	Planned: \$98,596.58			\$11,000.60	\$109,597.18
		DWI Speed OP ITC	Actual: \$92,818.42			\$11,057.96	\$103,876.38
<b>Performance Data:</b>	Enforce. Hours	Safety Belt/Seat Citations Adult Teen Child	Crashes related to... Alcohol Speed ITC	CMV Citations HMV Seatbelt Speed	Other Citations/Arrests Speed DWI DUI/Minor ITC	Other Citations Arrests HMV Citations Arrests ITC	PI&E Materials Prod. Dist. Comm. Present Media Events ations Exp.
	1,991	1,114 40	98 272 686		1,040 26 823	704 69	3,600 3 4 5
City of Plano 2009-PlanoPD-S-SYG-0246	PT	402 PT	Planned: \$240,943.97			\$93,268.10	\$334,212.07
		Speed ITC	Actual: \$240,943.97			\$191,123.95	\$432,067.92
<b>Performance Data:</b>	Enforce. Hours	Safety Belt/Seat Citations Adult Teen Child	Crashes related to... Alcohol Speed ITC	CMV Citations HMV Seatbelt Speed	Other Citations/Arrests Speed DWI DUI/Minor ITC	Other Citations Arrests HMV Citations Arrests ITC	PI&E Materials Prod. Dist. Comm. Present Media Events ations Exp.
	5,331	1,755 937	594 4,868 5,587		9,120 2 1,762 132 3,793 56	124 566 21 34	
City of Fort Worth 2009-Fortworth-S-SYG-0245	PT	402 PT	Planned: \$400,546.45			\$54,195.46	\$454,741.91
		DWI Speed OP ITC	Actual: \$395,927.41			\$63,547.14	\$449,474.55
<b>Performance Data:</b>	Enforce. Hours	Safety Belt/Seat Citations Adult Teen Child	Crashes related to... Alcohol Speed ITC	CMV Citations HMV Seatbelt Speed	Other Citations/Arrests Speed DWI DUI/Minor ITC	Other Citations Arrests HMV Citations Arrests ITC	PI&E Materials Prod. Dist. Comm. Present Media Events ations Exp.
	8,084	1,755 937	594 4,868 5,587		18,747 101 3,545 79	4,300 9,850 11 6 3	
Harris County Constable Precinct 5 2009-HarrisP5-S-SYG-0284	PT	402 PT	Planned: \$198,168.75			\$56,915.84	\$255,084.59
		Speed OP	Actual: \$165,146.97			\$47,675.32	\$212,822.29
<b>Performance Data:</b>	Enforce. Hours	Safety Belt/Seat Citations Adult Teen Child	Crashes related to... Alcohol Speed ITC	CMV Citations HMV Seatbelt Speed	Other Citations/Arrests Speed DWI DUI/Minor ITC	Other Citations Arrests HMV Citations Arrests ITC	PI&E Materials Prod. Dist. Comm. Present Media Events ations Exp.
	2,435	1,476 154	216		3,258 10 1,254 235	1,200	
Tom Green County 2009-Tomgreen-S-SYG-0036	PT	402 PT	Planned: \$27,500.12			\$28,705.42	\$56,205.54
		DWI Speed	Actual: \$23,787.13			\$28,890.46	\$52,677.59
<b>Performance Data:</b>	Enforce. Hours	Safety Belt/Seat Citations Adult Teen Child	Crashes related to... Alcohol Speed ITC	CMV Citations HMV Seatbelt Speed	Other Citations/Arrests Speed DWI DUI/Minor ITC	Other Citations Arrests HMV Citations Arrests ITC	PI&E Materials Prod. Dist. Comm. Present Media Events ations Exp.
	1,256	21 6			854 108 9 27	569 392	13,924 13 2 11
City of Webster 2009-Webster-S-SYG-0072	PT	402 PT	Planned: \$39,600.00			\$22,167.55	\$61,767.55
		DWI Speed OP ITC	Actual: \$27,190.71			\$29,869.01	\$57,059.72
<b>Performance Data:</b>	Enforce. Hours	Safety Belt/Seat Citations Adult Teen Child	Crashes related to... Alcohol Speed ITC	CMV Citations HMV Seatbelt Speed	Other Citations/Arrests Speed DWI DUI/Minor ITC	Other Citations Arrests HMV Citations Arrests ITC	PI&E Materials Prod. Dist. Comm. Present Media Events ations Exp.
	737	144 7	12 297 99		922 42 1 117	353 41	2,524 11 9 4

Project Cross-Reference by Task

Enforcement Projects

Organization / Project Number	PA	Fund Source	Federal Funds	State Funding	Prog. Income	Local Match	Project Total											
City of Mission Police Department 2009-Mission-S-SYG-0107	PT	402	PT	Planned: \$68,235.49		\$10,218.75	\$78,454.24											
				Actual: \$67,850.77		\$12,735.07	\$80,585.84											
<b>Performance Data:</b>	Step Elements: <b>DWI Speed OP ITC</b>		Other Citations/Arrests		PI&E Materials	Comm. Present	Media											
Crashes related to...	Enforce. Hours	Safety Belt/Seat Citations	Speed	DWI	DUI	Minor	ITC	HMV	Other Citations	Arrests	Other	Arrests	Other	Arrests	Comm. Events	Present	Media Exp.	
Alcohol Speed	1,775	Adult Teen Child	598	244	31	2,935	137	1	517	121	972	65	1,640	2,223	6	20	7	
	222																	
	30	669	69	421	72	5,757	301	162	301	74	9	212	693	104	104	104		
	222																	
	30	669	69	421	72	5,757	301	162	301	74	9	212	693	104	104	104		
	222																	
	30	669	69	421	72	5,757	301	162	301	74	9	212	693	104	104	104		
	222																	
	30	669	69	421	72	5,757	301	162	301	74	9	212	693	104	104	104		
	222																	
	30	669	69	421	72	5,757	301	162	301	74	9	212	693	104	104	104		
	222																	
	30	669	69	421	72	5,757	301	162	301	74	9	212	693	104	104	104		
	222																	
	30	669	69	421	72	5,757	301	162	301	74	9	212	693	104	104	104		
	222																	
	30	669	69	421	72	5,757	301	162	301	74	9	212	693	104	104	104		
	222																	
	30	669	69	421	72	5,757	301	162	301	74	9	212	693	104	104	104		
	222																	
	30	669	69	421	72	5,757	301	162	301	74	9	212	693	104	104	104		
	222																	
	30	669	69	421	72	5,757	301	162	301	74	9	212	693	104	104	104		
	222																	
	30	669	69	421	72	5,757	301	162	301	74	9	212	693	104	104	104		
	222																	
	30	669	69	421	72	5,757	301	162	301	74	9	212	693	104	104	104		
	222																	
	30	669	69	421	72	5,757	301	162	301	74	9	212	693	104	104	104		
	222																	
	30	669	69	421	72	5,757	301	162	301	74	9	212	693	104	104	104		
	222																	
	30	669	69	421	72	5,757	301	162	301	74	9	212	693	104	104	104		
	222																	
	30	669	69	421	72	5,757	301	162	301	74	9	212	693	104	104	104		
	222																	
	30	669	69	421	72	5,757	301	162	301	74	9	212	693	104	104	104		
	222																	
	30	669	69	421	72	5,757	301	162	301	74	9	212	693	104	104	104		
	222																	
	30	669	69	421	72	5,757	301	162	301	74	9	212	693	104	104	104		
	222																	
	30	669	69	421	72	5,757	301	162	301	74	9	212	693	104	104	104		
	222																	
	30	669	69	421	72	5,757	301	162	301	74	9	212	693	104	104	104		
	222																	
	30	669	69	421	72	5,757	301	162	301	74	9	212	693	104	104	104		
	222																	
	30	669	69	421	72	5,757	301	162	301	74	9	212	693	104	104	104		
	222																	
	30	669	69	421	72	5,757	301	162	301	74	9	212	693	104	104	104		
	222																	
	30	669	69	421	72	5,757	301	162	301	74	9	212	693	104	104	104		
	222																	
	30	669	69	421	72	5,757	301	162	301	74	9	212	693	104	104	104		
	222																	
	30	669	69	421	72	5,757	301	162	301	74	9	212	693	104	104	104		
	222																	
	30	669	69	421	72	5,757	301	162	301	74	9	212	693	104	104	104		
	222																	
	30	669	69	421	72	5,757	301	162	301	74	9	212	693	104	104	104		
	222																	
	30	669	69	421	72	5,757	301	162	301	74	9	212	693	104	104	104		
	222																	
	30	669	69	421	72	5,757	301	162	301	74	9	212	693	104	104	104		
	222																	
	30	669	69	421	72	5,757	301	162	301	74	9	212	693	104	104	104		
	222																	
	30	669	69	421	72	5,757	301	162	301	74	9	212	693	104	104	104		
	222																	
	30	669	69	421	72	5,757	301	162	301	74	9	212	693	104	104	104		
	222																	
	30	669	69	421	72	5,757	301	162	301	74	9	212	693	104	104	104		
	222																	
	30	669	69	421	72	5,757	301	162	301	74	9	212	693	104	104	104		
	222																	
	30	669	69	421	72	5,757	301	162	301	74	9	212	693	104	104	104		
	222																	
	30	669	69	421	72	5,757	301	162	301	74	9	212	693	104	104	104		
	222																	
	30	669	69	421	72	5,757	301	162	301	74	9	212	693	104	104	104		
	222																	
	30	669	69	421	72	5,757	301	162	301	74	9	212	693	104	104	104		
	222																	
	30	669	69	421	72	5,757	301	162	301	74	9	212	693	104	104	104		
	222																	
	30	669	69	421	72	5,757	301	162	301	74	9	212	693	104	104	104		

Project Cross-Reference by Task

Enforcement Projects

Organization / Project Number	PA	Fund Source	Federal Funds	State Funding	Prog. Income	Local Match	Project Total
<b>STEP 2009 Comprehensive</b>							
City of Wolforth Police Department	PT	402 PT	Planned: \$9,809.00			\$9,702.10	\$19,511.10
2009-Wolforth-S-SYG-0040	DWI Speed		Actual: \$8,621.40			\$8,797.09	\$17,418.49
<b>Performance Data:</b>	Enforce. Hours	Safety Belt/Seat Citations Adult Teen Child	CMV Citations HMV Seatbelt Speed	Other Citations/Arrests Speed DWI DUI Minor ITC	Other Citations Arrests HMV ITC	PI&E Materials Prod. Dist.	Comm. Present ations Media Exp.
	368	24	61 15 3 5	54 12	30 240	1 6 2	
City of Cedar Park	PT	402 PT	Planned: \$55,451.36			\$33,748.51	\$89,199.87
2009-CdrPKPD-S-MYG-Yr1-0081	DWI Speed OP ITC		Actual: \$53,014.86			\$41,112.87	\$94,127.73
<b>Performance Data:</b>	Enforce. Hours	Safety Belt/Seat Citations Adult Teen Child	CMV Citations HMV Seatbelt Speed	Other Citations/Arrests Speed DWI DUI Minor ITC	Other Citations Arrests HMV ITC	PI&E Materials Prod. Dist.	Comm. Present ations Media Exp.
	1,787	4	2,933 17 1 112	386 7	2,750 2,050	69 9 2	
City of Texarkana	PT	402 PT	Planned: \$20,110.12			\$16,436.64	\$36,546.76
2009-TexarkPD-S-SYG-0025	DWI Speed OP ITC		Actual: \$14,991.64			\$12,635.24	\$27,626.88
<b>Performance Data:</b>	Enforce. Hours	Safety Belt/Seat Citations Adult Teen Child	CMV Citations HMV Seatbelt Speed	Other Citations/Arrests Speed DWI DUI Minor ITC	Other Citations Arrests HMV ITC	PI&E Materials Prod. Dist.	Comm. Present ations Media Exp.
	467	23	679 2 87 248 298 79	2 2,318	4 4 5		
City of Dallas - Police Department	PT	402 PT	Planned: \$1,200,000.00			\$678,244.45	\$1,878,244.45
2009-Dallas-S-MYG-Yr1-0126	DWI Speed OP ITC		Actual: \$1,194,800.57			\$681,266.64	\$1,876,067.21
<b>Performance Data:</b>	Enforce. Hours	Safety Belt/Seat Citations Adult Teen Child	CMV Citations HMV Seatbelt Speed	Other Citations/Arrests Speed DWI DUI Minor ITC	Other Citations Arrests HMV ITC	PI&E Materials Prod. Dist.	Comm. Present ations Media Exp.
	20,534	361	18,413 354 13,718 90	6,644	189,143	332 580 8	
City of Amarillo Police Department	PT	402 PT	Planned: \$121,500.00			\$13,500.00	\$135,000.00
2009-Amarillo-S-SYG-0017	DWI Speed		Actual: \$121,500.00			\$13,500.00	\$135,000.00
<b>Performance Data:</b>	Enforce. Hours	Safety Belt/Seat Citations Adult Teen Child	CMV Citations HMV Seatbelt Speed	Other Citations/Arrests Speed DWI DUI Minor ITC	Other Citations Arrests HMV ITC	PI&E Materials Prod. Dist.	Comm. Present ations Media Exp.
	3,061	40	3,800 120 15 192	2,321	1,120	5 6 15	
Town of Flower Mound	PT	402 PT	Planned: \$57,724.02			\$18,206.03	\$75,930.05
2009-FlowerPD-S-MYG-Yr1-0016	DWI Speed OP		Actual: \$25,510.16			\$8,583.37	\$34,093.53
<b>Performance Data:</b>	Enforce. Hours	Safety Belt/Seat Citations Adult Teen Child	CMV Citations HMV Seatbelt Speed	Other Citations/Arrests Speed DWI DUI Minor ITC	Other Citations Arrests HMV ITC	PI&E Materials Prod. Dist.	Comm. Present ations Media Exp.
	701	5	1,750 15 3 12	359	246	4 10 9	

Project Cross-Reference by Task

Enforcement Projects

Organization / Project Number	PA	Fund Source	Federal Funds	State Funding	Prog. Income	Local Match	Project Total
<b>STEP 2009 Comprehensive</b>							
City of Austin - Police Departement	PT	402 PT	Planned: \$742,499.99			\$82,500.15	\$825,000.14
2009-AustinPD-S-MYG-Yr1-0013		DWI Speed OP ITC	Actual: \$742,499.99			\$82,500.15	\$825,000.14
<b>Performance Data:</b>							
Step Elements:	Enforce. Hours	Safety Belt/Seat Citations Adult Teen Child	CMV Citations HMV Seatbelt Speed	Other Citations/Arrests Speed DWI DUI Minor ITC	Other Citations Arrests	PI&E Materials Prod. Dist.	Comm. Present ations Media Exp.
Crashes related to... Alcohol Speed ITC	13,008	453 93		33,381 256 3,516	8,970 379	7,800	9 14 15
City of Santa Fe	PT	402 PT	Planned: \$19,825.00			\$5,268.00	\$25,093.00
2009-SantaFe-S-SYG-0012		DWI Speed ITC	Actual: \$12,973.77			\$3,447.90	\$16,421.67
<b>Performance Data:</b>							
Step Elements:	Enforce. Hours	Safety Belt/Seat Citations Adult Teen Child	CMV Citations HMV Seatbelt Speed	Other Citations/Arrests Speed DWI DUI Minor ITC	Other Citations Arrests	PI&E Materials Prod. Dist.	Comm. Present ations Media Exp.
Crashes related to... Alcohol Speed ITC	507	1		172 30 1 16	62 16	2	2 2 6
City of Pasadena	PT	402 PT	Planned: \$166,380.00			\$18,835.00	\$185,215.00
2009-PasadePD-S-SYG-0010		DWI Speed OP ITC	Actual: \$166,379.62			\$24,454.89	\$190,834.51
<b>Performance Data:</b>							
Step Elements:	Enforce. Hours	Safety Belt/Seat Citations Adult Teen Child	CMV Citations HMV Seatbelt Speed	Other Citations/Arrests Speed DWI DUI Minor ITC	Other Citations Arrests	PI&E Materials Prod. Dist.	Comm. Present ations Media Exp.
Crashes related to... Alcohol Speed ITC	3,794	3,039 669		3,431 79 64 3,459	2,132 108	1,600	2 4 4
City of McAllen Police Department	PT	402 PT	Planned: \$91,597.50			\$10,177.50	\$101,775.00
2009-McAllenP-S-MYG-Yr1-0047		DWI Speed OP ITC	Actual: \$89,373.57			\$10,029.18	\$99,402.75
<b>Performance Data:</b>							
Step Elements:	Enforce. Hours	Safety Belt/Seat Citations Adult Teen Child	CMV Citations HMV Seatbelt Speed	Other Citations/Arrests Speed DWI DUI Minor ITC	Other Citations Arrests	PI&E Materials Prod. Dist.	Comm. Present ations Media Exp.
Crashes related to... Alcohol Speed ITC	2,505	1,153 72		1,111 149 1,688 1,368	112	2,000 2,000	3 4 6
<b>STEP 2009 Comprehensive Subtotals</b>							
		# of Projects: 70	Planned: \$11,023,547.02			\$6,222,614.69	\$17,246,161.71
		70	Actual: \$10,271,187.73			\$6,256,235.29	\$16,527,423.02
<b>Performance Data Summary:</b>							
Crashes related to... Alcohol Speed ITC	225,820	57,949 12,537		312,151 7,709 213 57,693 6,698 129,269 13,668		31,184 376,504	710 1,654 1,149

Project Cross-Reference by Task

Enforcement Projects

Organization / Project Number	PA	Fund	Source	Federal Funds	State Funding	Prog. Income	Local Match	Project Total
<b>STEP 2009 DWI</b>								<b>Group Project</b>
City of Eagle Pass	AL	402	AL	Planned: \$39,979.44			\$5,197.00	\$45,176.44
2009-Eagle Pa-S-SYG-0286				Actual: \$29,292.07			\$7,009.36	\$36,301.43
<b>Performance Data:</b>	<b>DWI</b>			<b>Other Citations/Arrests</b>		<b>PI&amp;E Materials</b>	<b>Comm. Present</b>	<b>Media</b>
Crashes related to... Alcohol Speed ITC	Enforce. Hours	Safety Belt/Seat Citations Adult Teen Child	CMV Citations HMV Seatbelt Speed	Speed	DUI Minor ITC	Other Citations Arrests	Events	Exp.
20	1,085	2 6	2	73	5 113 63	207 38	5	9
		<b># of Projects: 1</b>						
				Planned: \$39,979.44			\$5,197.00	\$45,176.44
				Actual: \$29,292.07			\$7,009.36	\$36,301.43
<b>Performance Data Summary:</b>	<b>DWI</b>			<b>Other Citations/Arrests</b>		<b>PI&amp;E Materials</b>	<b>Comm. Present</b>	<b>Media</b>
Crashes related to... Alcohol Speed ITC	Enforce. Hours	Safety Belt/Seat Citations Adult Teen Child	CMV Citations HMV Seatbelt Speed	Speed	DUI Minor ITC	Other Citations Arrests	Events	Exp.
20	1,085	2 6	2	73	5 113 63	207 38	5	9



Project Cross-Reference by Task

Enforcement Projects

Organization / Project Number	PA	Fund Source	Federal Funds	State Funding	Prog. Income	Local Match	Project Total
City of Sealy 2009-sealy-S-SYG-0155	SC	402 SC	Planned:	\$36,881.68		\$6,091.16	\$42,972.84
			Actual:	\$20,860.17		\$4,352.70	\$25,212.87
<b>Speed</b>							
Crashes related to... Alcohol Speed ITC	62						
Enforce. Hours	609						
Safety Belt/Seat Citations Adult Teen Child	11 2						
CMV Citations HMV Seatbelt Speed	1						
Other Citations/Arrests Speed DWI DUI Minor ITC	1,178 2 3 3						
Other Citations Arrests	366						
PI&E Materials Prod. Dist.	850						
Comm. Events	2						
Present ations Exp.	3						
<b>Performance Data:</b>							
City of Texas City Police Department 2009-TexasCit-S-MYG-Yr1-0145	SC	402 PT	Planned:	\$62,776.00		\$7,021.00	\$69,797.00
			Actual:	\$62,766.60		\$7,022.11	\$69,788.71
<b>Speed</b>							
Crashes related to... Alcohol Speed ITC	253						
Enforce. Hours	1,599						
Safety Belt/Seat Citations Adult Teen Child							
CMV Citations HMV Seatbelt Speed							
Other Citations/Arrests Speed DWI DUI Minor ITC	3,781						
Other Citations Arrests	1,817						
PI&E Materials Prod. Dist.	2,500						
Comm. Events	3						
Present ations Exp.	4						
<b>Performance Data:</b>							
City of Lewisville 2009-LewisvPD-S-MYG-Yr1-0242	SC	402 SC	Planned:	\$77,807.08		\$11,118.54	\$88,925.62
			Actual:	\$77,807.08		\$17,832.05	\$95,639.13
<b>Speed</b>							
Crashes related to... Alcohol Speed ITC	839						
Enforce. Hours	1,444						
Safety Belt/Seat Citations Adult Teen Child	23 28						
CMV Citations HMV Seatbelt Speed							
Other Citations/Arrests Speed DWI DUI Minor ITC	4,857 86						
Other Citations Arrests	1,446						
PI&E Materials Prod. Dist.	1,526						
Comm. Events	13						
Present ations Exp.	10						
<b>Performance Data:</b>							
Harrison County 2009-Harrison-S-SYG-0026	SC	402 SC	Planned:	\$49,687.71		\$41,328.31	\$91,016.02
			Actual:	\$43,353.69		\$55,379.04	\$98,732.73
<b>Speed</b>							
Crashes related to... Alcohol Speed ITC	1,271						
Enforce. Hours	1,447						
Safety Belt/Seat Citations Adult Teen Child	9 6						
CMV Citations HMV Seatbelt Speed	3						
Other Citations/Arrests Speed DWI DUI Minor ITC	4,120 8						
Other Citations Arrests	429						
PI&E Materials Prod. Dist.	2,000						
Comm. Events	6						
Present ations Exp.	13						
<b>Performance Data:</b>							
City of Waskom 2009-Waskom-S-SYG-0028	SC	402 PT	Planned:	\$20,000.00		\$13,861.49	\$33,861.49
			Actual:	\$19,700.00		\$14,712.66	\$34,412.66
<b>Speed</b>							
Crashes related to... Alcohol Speed ITC	16						
Enforce. Hours	901						
Safety Belt/Seat Citations Adult Teen Child	15 15						
CMV Citations HMV Seatbelt Speed							
Other Citations/Arrests Speed DWI DUI Minor ITC	3,450 4						
Other Citations Arrests	444						
PI&E Materials Prod. Dist.	2,300						
Comm. Events	5						
Present ations Exp.	7						
<b>Performance Data:</b>							
City of Stafford - Police Department 2009-StaffdPD-S-SYG-0090	SC	402 SC	Planned:	\$39,984.52		\$16,517.76	\$56,502.28
			Actual:	\$7,843.46		\$3,361.50	\$11,204.96
<b>Speed</b>							
Crashes related to... Alcohol Speed ITC	2						
Enforce. Hours	318						
Safety Belt/Seat Citations Adult Teen Child	1 1						
CMV Citations HMV Seatbelt Speed							
Other Citations/Arrests Speed DWI DUI Minor ITC	979						
Other Citations Arrests	77						
PI&E Materials Prod. Dist.	1,300						
Comm. Events	1						
Present ations Exp.	3						
<b>Performance Data:</b>							



Project Cross-Reference by Task

Enforcement Projects

Organization / Project Number	PA	Fund Source	Federal Funds	State Funding	Prog. Income	Local Match	Project Total
<b>STEP 2009 SPEED</b>							
City of Deer Park Police Department 2009-DeerPark-S-SYG-0067	SC	402 SC	Planned: \$69,999.97 Actual: \$69,969.16			\$24,376.87 \$28,651.81	\$94,376.84 \$98,620.97
<b>Performance Data:</b>	<b>Speed</b>	Enforce. Hours 1,167	Safety Belt/Seat Citations Adult 8 Teen 5 Child 5	CMV Citations HMV Seatbelt Speed	Other Citations/Arrests Speed DWI DUI Minor ITC 2,818 5 12	Other Citations Arrests 418 10	Comm. Present ations 5 11 12 Events Exp. 5 11 12
City of Mesquite 2009-Mesquite-S-MYG-Yr1-0080	SC	402 SC	Planned: \$77,802.50 Actual: \$76,558.78			\$21,565.45 \$21,329.36	\$99,367.95 \$97,888.14
<b>Performance Data:</b>	<b>Speed</b>	Enforce. Hours 1,582	Safety Belt/Seat Citations Adult 2 Teen 16 Child 16	CMV Citations HMV Seatbelt Speed	Other Citations/Arrests Speed DWI DUI Minor ITC 5,711 3 12	Other Citations Arrests 1,040 56	Comm. Present ations 5 6 7 Events Exp. 5 6 7
City of Humble - Police Department 2009-HumblePD-S-SYG-0143	SC	402 SC	Planned: \$39,971.29 Actual: \$9,902.92			\$4,484.21 \$1,111.83	\$44,455.50 \$11,014.75
<b>Performance Data:</b>	<b>Speed</b>	Enforce. Hours 562	Safety Belt/Seat Citations Adult Teen Child	CMV Citations HMV Seatbelt Speed	Other Citations/Arrests Speed DWI DUI Minor ITC 1,642 10 173	Other Citations Arrests 173 4	Comm. Present ations 3 9 1 Events Exp. 3 9 1
City of Van Alstyne 2009-Van Alst-S-SYG-0118	SC	402 SC	Planned: \$19,999.76 Actual: \$19,999.76			\$20,926.86 \$21,963.23	\$40,926.62 \$41,962.99
<b>Performance Data:</b>	<b>Speed</b>	Enforce. Hours 832	Safety Belt/Seat Citations Adult 3 Teen 6 Child 6	CMV Citations HMV Seatbelt Speed	Other Citations/Arrests Speed DWI DUI Minor ITC 2,560 14 1 267	Other Citations Arrests 267 51	Comm. Present ations 1 3 7 Events Exp. 1 3 7
Montgomery County 2009-MontgoSO-S-SYG-0008	SC	402 SC	Planned: \$177,559.10 Actual: \$156,324.55			\$55,805.01 \$50,351.99	\$233,364.11 \$206,676.54
<b>Performance Data:</b>	<b>Speed</b>	Enforce. Hours 3,712	Safety Belt/Seat Citations Adult 11 Teen 6 Child 6	CMV Citations HMV Seatbelt Speed	Other Citations/Arrests Speed DWI DUI Minor ITC 9,874 9 7 69	Other Citations Arrests 2,059 51	Comm. Present ations 2 13 13 Events Exp. 2 13 13
City of Carrollton 2009-CarrollPD-S-SYG-0140	SC	402 SC	Planned: \$109,780.00 Actual: \$105,897.83			\$15,213.24 \$14,716.59	\$124,993.24 \$120,614.42
<b>Performance Data:</b>	<b>Speed</b>	Enforce. Hours 2,094	Safety Belt/Seat Citations Adult 16 Teen 16 Child 16	CMV Citations HMV Seatbelt Speed	Other Citations/Arrests Speed DWI DUI Minor ITC 5,717 7 1,229	Other Citations Arrests 1,229 28	Comm. Present ations 2 3 3 Events Exp. 2 3 3

Project Cross-Reference by Task

Enforcement Projects

Organization / Project Number	PA	Fund Source	Federal Funds	State Funding	Prog. Income	Local Match	Project Total	
<b>STEP 2009 SPEED</b>								
City of Killeen - Police Department 2009-KilleenP-S-SYG-0226	SC	402 SC	Planned: \$40,361.11 Actual: \$26,662.88			\$8,475.83 \$5,924.11	\$48,836.94 \$32,586.99	
<b>Performance Data:</b>	<b>Speed</b>	Crashes related to... Alcohol Speed ITC 10	Enforce. Hours 561	Safety Belt/Seat Citations Adult Teen Child 1,612 2	CMV Citations HMV Seatbelt Speed	Other Citations/Arrests Speed DWI DUI/Minor ITC 1,612 2	PI&E Materials Prod. Dist. 100 100	Comm. Present Events ations 2 4 4
County of Denton 2009-DentonCo-S-MYG-Yr1-0225	SC	402 PT	Planned: \$38,104.73 Actual: \$38,104.73			\$8,099.59 \$12,309.66	\$46,204.32 \$50,414.39	
<b>Performance Data:</b>	<b>Speed</b>	Crashes related to... Alcohol Speed ITC 121	Enforce. Hours 844	Safety Belt/Seat Citations Adult Teen Child 2	CMV Citations HMV Seatbelt Speed	Other Citations/Arrests Speed DWI DUI/Minor ITC 2,198 1 7	PI&E Materials Prod. Dist. 2,800	Comm. Present Events ations 4 5 5
City of Liberty - Police Department 2009-libertyP-S-SYG-0127	SC	402 SC	Planned: \$35,292.47 Actual: \$3,484.50			\$4,877.44 \$3,057.75	\$40,169.91 \$6,542.25	
<b>Performance Data:</b>	<b>Speed</b>	Crashes related to... Alcohol Speed ITC 23	Enforce. Hours 362	Safety Belt/Seat Citations Adult Teen Child 18 1	CMV Citations HMV Seatbelt Speed	Other Citations/Arrests Speed DWI DUI/Minor ITC 285 1 2 5	PI&E Materials Prod. Dist. 1,000	Comm. Present Events ations 1 2 2
City of Farmers Branch - Police Department 2009-Farmers -S-MYG-Yr1-0112	SC	402 SC	Planned: \$69,993.00 Actual: \$69,435.95			\$14,864.21 \$14,958.35	\$84,857.21 \$84,394.30	
<b>Performance Data:</b>	<b>Speed</b>	Crashes related to... Alcohol Speed ITC 133	Enforce. Hours 1,424	Safety Belt/Seat Citations Adult Teen Child 4 5	CMV Citations HMV Seatbelt Speed	Other Citations/Arrests Speed DWI DUI/Minor ITC 4,918 2 3 2 853 24	PI&E Materials Prod. Dist. 3,005	Comm. Present Events ations 2 5 4
City of Robstown 2009-Robstown-S-SYG-0193	SC	402 SC	Planned: \$23,640.13 Actual: \$20,465.16			\$8,019.64 \$7,112.67	\$31,659.77 \$27,577.83	
<b>Performance Data:</b>	<b>Speed</b>	Crashes related to... Alcohol Speed ITC 62	Enforce. Hours 565	Safety Belt/Seat Citations Adult Teen Child 3 13	CMV Citations HMV Seatbelt Speed	Other Citations/Arrests Speed DWI DUI/Minor ITC 1,708	PI&E Materials Prod. Dist. 50 150	Comm. Present Events ations 3 3 3
Hartley County 2009-HartleyC-S-SYG-0204	SC	402 SC	Planned: \$18,588.00 Actual: \$10,913.77			\$5,784.00 \$4,171.83	\$24,372.00 \$15,085.60	
<b>Performance Data:</b>	<b>Speed</b>	Crashes related to... Alcohol Speed ITC 58	Enforce. Hours 296	Safety Belt/Seat Citations Adult Teen Child 11	CMV Citations HMV Seatbelt Speed 3	Other Citations/Arrests Speed DWI DUI/Minor ITC 606 4 1	PI&E Materials Prod. Dist. 1,470	Comm. Present Events ations 3 3 2



Project Cross-Reference by Task

Enforcement Projects		Federal Funds												Local Match		Project Total	
Organization / Project Number		PA				Fund Source				State Funding				Prog. Income			
STEP 2009 WAVE Comprehensive		PT 402 PT				Speed Wave OP Wave				Speed Wave OP Wave				Speed Wave OP Wave			
Town of Pantego Police Department		Enforce. Hours		Safety Belt/Seat Citations		CMV Citations		Other Citations/Arrests		PI&E Materials		Comm. Events		Present ations		Media Exp.	
2009-PantegoP-S-SYG-0289		317		264		35		379 2		4,000		10 4		4 13		\$15,004.68	
Performance Data:		Crashes related to... Alcohol Speed ITC		Crashes related to... Speed Citations		Crashes related to... Speed Citations		Crashes related to... Speed Citations/Arrests		Crashes related to... Prod. Dist.		Crashes related to... Events		Crashes related to... Present ations		Crashes related to... Media Exp.	
		317 ITC		264 Child		35 Child		379 2 ITC		4,000 Prod.		10 4 Events		4 13 Present ations		\$15,004.68 Media Exp.	
Step Elements:		DWI Wave Speed ITC		Speed Wave OP Wave		Speed Wave OP Wave		Speed Wave OP Wave		Speed Wave OP Wave		Speed Wave OP Wave		Speed Wave OP Wave		Speed Wave OP Wave	
		\$11,638.80		\$12,700.24		\$11,638.80		\$12,700.24		\$3,365.88		\$3,365.88		\$16,302.47		\$16,302.47	
City of DeSoto		Enforce. Hours		Safety Belt/Seat Citations		CMV Citations		Other Citations/Arrests		PI&E Materials		Comm. Events		Present ations		Media Exp.	
2009-DeSotoPD-S-MYG-Yr1-0043		314		165		19		734		1,090		4 3		12 12		\$22,780.42	
Performance Data:		Crashes related to... Alcohol Speed ITC		Crashes related to... Speed Citations		Crashes related to... Speed Citations		Crashes related to... Speed Citations/Arrests		Crashes related to... Prod. Dist.		Crashes related to... Events		Crashes related to... Present ations		Crashes related to... Media Exp.	
		314 ITC		165 Child		19 Child		734 ITC		1,090 Prod.		4 3 Events		12 12 Present ations		\$22,780.42 Media Exp.	
Step Elements:		Speed Wave OP Wave		Speed Wave OP Wave		Speed Wave OP Wave		Speed Wave OP Wave		Speed Wave OP Wave		Speed Wave OP Wave		Speed Wave OP Wave		Speed Wave OP Wave	
		\$14,994.00		\$14,994.00		\$14,994.00		\$14,994.00		\$5,593.32		\$5,593.32		\$20,587.32		\$20,587.32	
City of Willis		Enforce. Hours		Safety Belt/Seat Citations		CMV Citations		Other Citations/Arrests		PI&E Materials		Comm. Events		Present ations		Media Exp.	
2009-Willis P-S-MYG-Yr1-0114		536		105		21		557		600		1 6		6 6		\$17,246.92	
Performance Data:		Crashes related to... Alcohol Speed ITC		Crashes related to... Speed Citations		Crashes related to... Speed Citations		Crashes related to... Speed Citations/Arrests		Crashes related to... Prod. Dist.		Crashes related to... Events		Crashes related to... Present ations		Crashes related to... Media Exp.	
		536 ITC		105 Child		21 Child		557 ITC		600 Prod.		1 6 Events		6 6 Present ations		\$17,246.92 Media Exp.	
Step Elements:		Speed Wave OP Wave		Speed Wave OP Wave		Speed Wave OP Wave		Speed Wave OP Wave		Speed Wave OP Wave		Speed Wave OP Wave		Speed Wave OP Wave		Speed Wave OP Wave	
		\$13,787.42		\$13,787.42		\$13,787.42		\$13,787.42		\$3,459.50		\$3,459.50		\$23,799.67		\$23,799.67	
Travis County Sheriff's Office		Enforce. Hours		Safety Belt/Seat Citations		CMV Citations		Other Citations/Arrests		PI&E Materials		Comm. Events		Present ations		Media Exp.	
2009-Travis C-S-SYG-0153		408		7		1		491 27 1 31 81 347 31		7,930		1 9		10 10		\$20,682.62	
Performance Data:		Crashes related to... Alcohol Speed ITC		Crashes related to... Speed Citations		Crashes related to... Speed Citations		Crashes related to... Speed Citations/Arrests		Crashes related to... Prod. Dist.		Crashes related to... Events		Crashes related to... Present ations		Crashes related to... Media Exp.	
		408 ITC		7 Child		1 Child		491 27 1 31 81 347 31 ITC		7,930 Prod.		1 9 Events		10 10 Present ations		\$20,682.62 Media Exp.	
Step Elements:		Speed Wave OP Wave		Speed Wave OP Wave		Speed Wave OP Wave		Speed Wave OP Wave		Speed Wave OP Wave		Speed Wave OP Wave		Speed Wave OP Wave		Speed Wave OP Wave	
		\$16,019.68		\$16,019.68		\$16,019.68		\$16,019.68		\$5,362.82		\$5,362.82		\$21,382.50		\$21,382.50	
City of Benbrook Police Department		Enforce. Hours		Safety Belt/Seat Citations		CMV Citations		Other Citations/Arrests		PI&E Materials		Comm. Events		Present ations		Media Exp.	
2009-Benbrook-S-SYG-0039		339		230		1		687		1,175		4 8		8 8		\$9,496.00	
Performance Data:		Crashes related to... Alcohol Speed ITC		Crashes related to... Speed Citations		Crashes related to... Speed Citations		Crashes related to... Speed Citations/Arrests		Crashes related to... Prod. Dist.		Crashes related to... Events		Crashes related to... Present ations		Crashes related to... Media Exp.	
		339 ITC		230 Child		1 Child		687 ITC		1,175 Prod.		4 8 Events		8 8 Present ations		\$9,496.00 Media Exp.	
Step Elements:		Speed Wave OP Wave		Speed Wave OP Wave		Speed Wave OP Wave		Speed Wave OP Wave		Speed Wave OP Wave		Speed Wave OP Wave		Speed Wave OP Wave		Speed Wave OP Wave	
		\$6,714.57		\$6,714.57		\$6,714.57		\$6,714.57		\$2,016.00		\$2,016.00		\$9,496.00		\$9,496.00	
City of Uvalde		Enforce. Hours		Safety Belt/Seat Citations		CMV Citations		Other Citations/Arrests		PI&E Materials		Comm. Events		Present ations		Media Exp.	
2009-UvaldePD-S-SYG-0276		242		178		17		160 1 15 7 238 2		6,600		1 6		8 8		\$14,406.90	
Performance Data:		Crashes related to... Alcohol Speed ITC		Crashes related to... Speed Citations		Crashes related to... Speed Citations		Crashes related to... Speed Citations/Arrests		Crashes related to... Prod. Dist.		Crashes related to... Events		Crashes related to... Present ations		Crashes related to... Media Exp.	
		242 ITC		178 Child		17 Child		160 1 15 7 238 2 ITC		6,600 Prod.		1 6 Events		8 8 Present ations		\$14,406.90 Media Exp.	
Step Elements:		Speed Wave OP Wave		Speed Wave OP Wave		Speed Wave OP Wave		Speed Wave OP Wave		Speed Wave OP Wave		Speed Wave OP Wave		Speed Wave OP Wave		Speed Wave OP Wave	
		\$1,086.00		\$1,086.00		\$1,086.00		\$1,086.00		\$13,320.90		\$13,320.90		\$14,406.90		\$14,406.90	

Project Cross-Reference by Task

Enforcement Projects		Federal Funds State Funding Prog. Income Local Match Project Total												
Organization / Project Number		PA Fund Source										Group Project		
STEP 2009 WAVE Comprehensive														
City of Nacogdoches	2009-Nacogdoc-S-SYG-0135	Step Elements:		DWI Wave Speed Wave OP Wave		Planned:		\$18,032.27		\$2,037.81		\$20,070.08		
		Crashes related to... Alcohol Speed ITC	Enforce. Hours	Safety Belt/Seat Citations Adult Teen Child	CMV Citations HMV Seatbelt Speed	Other Citations/Arrests Speed DWI DUI Minor ITC	Other Citations/Arrests Speed DWI DUI Minor ITC	HMV Citations Arrests	Other Citations Arrests	PI&E Materials Prod. Dist.	Comm. Events	Present ations	Media Exp.	
		354	96	14	454	4	2	124	298	6	955	2	7	12
Performance Data:						Actual:		\$14,608.54		\$4,486.69		\$19,095.23		
City of Selma	2009-SelmaPD-S-SYG-0183	Step Elements:		Speed Wave OP Wave		Planned:		\$28,541.64		\$3,929.16		\$32,470.80		
		Crashes related to... Alcohol Speed ITC	Enforce. Hours	Safety Belt/Seat Citations Adult Teen Child	CMV Citations HMV Seatbelt Speed	Other Citations/Arrests Speed DWI DUI Minor ITC	Other Citations/Arrests Speed DWI DUI Minor ITC	HMV Citations Arrests	Other Citations Arrests	PI&E Materials Prod. Dist.	Comm. Events	Present ations	Media Exp.	
		417	202	13	639	7	3	207	3	2,000	4	4	4	
Performance Data:						Actual:		\$17,282.78		\$3,901.98		\$21,184.76		
City of Dalworthington Gardens	2009-Dalworth-S-SYG-0255	Step Elements:		DWI Wave Speed Wave OP Wave		Planned:		\$19,326.00		\$3,206.37		\$22,532.37		
		Crashes related to... Alcohol Speed ITC	Enforce. Hours	Safety Belt/Seat Citations Adult Teen Child	CMV Citations HMV Seatbelt Speed	Other Citations/Arrests Speed DWI DUI Minor ITC	Other Citations/Arrests Speed DWI DUI Minor ITC	HMV Citations Arrests	Other Citations Arrests	PI&E Materials Prod. Dist.	Comm. Events	Present ations	Media Exp.	
		394	70	11	501	7	3	255	10	1,394	4	4	8	
Performance Data:						Actual:		\$17,912.27		\$3,147.06		\$21,059.33		
City of Beaumont Police Department	2009-Beaumont-S-SYG-0257	Step Elements:		Speed Wave OP Wave		Planned:		\$19,558.60		\$8,331.88		\$27,890.48		
		Crashes related to... Alcohol Speed ITC	Enforce. Hours	Safety Belt/Seat Citations Adult Teen Child	CMV Citations HMV Seatbelt Speed	Other Citations/Arrests Speed DWI DUI Minor ITC	Other Citations/Arrests Speed DWI DUI Minor ITC	HMV Citations Arrests	Other Citations Arrests	PI&E Materials Prod. Dist.	Comm. Events	Present ations	Media Exp.	
		404	457	39	1,100	2	177	196	805	4,500	2	3	9	
Performance Data:						Actual:		\$19,349.86		\$9,131.15		\$28,481.01		
City of Weatherford Police Department	2009-Weatherf-S-SYG-0158	Step Elements:		DWI Wave Speed Wave OP Wave		Planned:		\$19,871.00		\$2,212.00		\$22,083.00		
		Crashes related to... Alcohol Speed ITC	Enforce. Hours	Safety Belt/Seat Citations Adult Teen Child	CMV Citations HMV Seatbelt Speed	Other Citations/Arrests Speed DWI DUI Minor ITC	Other Citations/Arrests Speed DWI DUI Minor ITC	HMV Citations Arrests	Other Citations Arrests	PI&E Materials Prod. Dist.	Comm. Events	Present ations	Media Exp.	
		484	68	4	606	12	6	288	10	5,080	3	5	12	
Performance Data:						Actual:		\$17,591.32		\$2,493.45		\$20,084.77		
City of Coleman Police Department	2009-ColemanPD-S-SYG-0190	Step Elements:		Speed Wave OP Wave		Planned:		\$6,970.00		\$1,207.70		\$8,177.70		
		Crashes related to... Alcohol Speed ITC	Enforce. Hours	Safety Belt/Seat Citations Adult Teen Child	CMV Citations HMV Seatbelt Speed	Other Citations/Arrests Speed DWI DUI Minor ITC	Other Citations/Arrests Speed DWI DUI Minor ITC	HMV Citations Arrests	Other Citations Arrests	PI&E Materials Prod. Dist.	Comm. Events	Present ations	Media Exp.	
		167	47	4	205	4		92	6	595	1	10	7	
Performance Data:						Actual:		\$5,849.55		\$2,339.34		\$8,188.89		

Project Cross-Reference by Task

Enforcement Projects

Organization / Project Number	PA	Fund	Source	Federal Funds	State Funding	Prog. Income	Local Match	Project Total
<b>STEP 2009 WAVE Comprehensive</b>								
City of Rosenberg Police Department	PT	402	PT	Planned: \$17,251.80			\$1,970.09	\$19,221.89
2009-RosenbPD-S-SYG-0171	Speed Wave OP Wave			Actual: \$13,690.19			\$2,761.48	\$16,451.67
<b>Performance Data:</b>	Enforce. Hours	Safety Belt/Seat Citations Adult Teen Child	CMV Citations HMV Seatbelt Speed	Other Citations/Arrests Speed DWI DUI Minor ITC	HMV Citations Arrests ITC	Other Citations Arrests	PI&E Materials Prod. Dist.	Comm. Present ations Events Media Exp.
	307	31 1		345	18	78 18	200	4 11
City of Iowa Park - Police Department	PT	402	PT	Planned: \$4,790.96			\$2,482.87	\$7,273.83
2009-IowapaPD-S-SYG-0251	DWI Wave Speed Wave			Actual: \$3,388.27			\$1,790.72	\$5,178.99
<b>Performance Data:</b>	Enforce. Hours	Safety Belt/Seat Citations Adult Teen Child	CMV Citations HMV Seatbelt Speed	Other Citations/Arrests Speed DWI DUI Minor ITC	HMV Citations Arrests ITC	Other Citations Arrests	PI&E Materials Prod. Dist.	Comm. Present ations Events Media Exp.
	122			103 3	44 5		100 600	2 3 6
<b>STEP 2009 WAVE Comprehensive Subtotals</b>								
	# of Projects: 14			Planned: \$223,063.28			\$65,662.31	\$288,725.59
	15			Actual: \$187,048.62			\$57,913.56	\$244,962.18
<b>Performance Data Summary:</b>	Enforce. Hours	Safety Belt/Seat Citations Adult Teen Child	CMV Citations HMV Seatbelt Speed	Other Citations/Arrests Speed DWI DUI Minor ITC	HMV Citations Arrests ITC	Other Citations Arrests	PI&E Materials Prod. Dist.	Comm. Present ations Events Media Exp.
	4,803	1,920 179	3	6,961 62 12 373 323	3,515 129		100 36,719	35 72 120



**Project Cross-Reference by Task**

<b>Enforcement Projects</b>		PA	Fund Source	Federal Funds	State Funding	Prog. Income	Local Match	Project Total
Organization / Project Number	Project Number							Group Project
<b>TRF-TS IDM Incentives</b>								
City of Hutto		AL	402 AL	Planned: \$4,000.00				\$4,000.00
2009-INC-IDM-Hutto PD-00005				Actual: \$4,000.00				\$4,000.00
City of Decatur Police Department		AL	402 AL	Planned: \$4,000.00				\$4,000.00
2009-INC-IDM-DecaturPD-00003				Actual: \$4,000.00				\$4,000.00
Harris County Constable Precinct 4		AL	402 AL	Planned: \$4,000.00				\$4,000.00
2009-INC-IDM-Harris4-00013				Actual: \$3,594.00				\$3,594.00
Menard County Sheriffs Office		AL	402 AL	Planned: \$4,000.00			\$199.23	\$4,000.00
2009-INC-IDM-Menard-00012				Actual: \$4,000.00				\$4,199.23
County of Galveston (Sheriff's Office)		AL	402 AL	Planned: \$4,000.00				\$4,000.00
2009-INC-IDM-GalCOSO-00016				Actual: \$3,914.00				\$3,914.00
City of Vernon		AL	402 AL	Planned: \$4,000.00				\$4,000.00
2009-INC-IDM-city of vernon-00015				Actual: \$4,000.00				\$4,000.00
City of Van Alstyne		AL	402 AL	Planned: \$4,000.00			\$215.64	\$4,000.00
2009-INC-IDM-Van Alstyne PD-00014				Actual: \$4,000.00				\$4,215.64
City of Cedar Park		AL	402 AL	Planned: \$4,000.00			\$0.95	\$4,000.00
2009-INC-IDM-CdtPrkPD-00002				Actual: \$4,000.00				\$4,000.95
City of Terrell		AL	402 AL	Planned: \$4,000.00				\$4,000.00
2009-INC-IDM-TerrellPD-00011				Actual: \$3,770.20				\$3,770.20
City of Mesquite		AL	402 AL	Planned: \$4,000.00				\$4,000.00
2009-INC-IDM-Mesquite-00006				Actual: \$3,994.58				\$3,994.58
City of Mount Pleasant		AL	402 AL	Planned: \$4,000.00			\$69.52	\$4,000.00
2009-INC-IDM-MtPleasantPD-00007				Actual: \$4,000.00				\$4,069.52
City of Rowlett - Police Department		AL	402 AL	Planned: \$4,000.00			\$706.00	\$4,000.00
2009-INC-IDM-Rowlet PD-00008				Actual: \$4,000.00				\$4,706.00
City of San Angelo		AL	402 AL	Planned: \$4,000.00				\$4,000.00
2009-INC-IDM-SanAngeloPD-00009				Actual: \$4,000.00				\$4,000.00



**Project Cross-Reference by Task**

**Enforcement Projects**

Organization / Project Number	PA	Fund Source	Federal Funds	State Funding	Prog. Income	Local Match	Project Total
<b>TRF-TS IDM Incentives</b>							
City of Lampasas - Police Department	AL	402 AL	Planned: \$4,000.00				\$4,000.00
2009-INC-IDM-LampasasPD-00017			Actual: \$4,000.00			\$119.93	\$4,119.93
City of Kilgore - Police Department	AL	402 AL	Planned: \$4,000.00				\$4,000.00
2009-INC-IDM-KilgorePD-00018			Actual: \$4,000.00				\$4,000.00
Saginaw Police Department	AL	402 AL	Planned: \$4,000.00				\$4,000.00
2009-INC-IDM-Saginaw-00019			Actual:				
<i>No activity on the project</i>							
City of Beeville - Police Department	AL	402 AL	Planned: \$4,000.00				\$4,000.00
2009-INC-IDM-BeevilPD-00001			Actual: \$4,000.00				\$4,000.00
Goliad County Sheriff's Office	AL	402 AL	Planned: \$4,000.00				\$4,000.00
2009-INC-IDM-GoliadCoSO-00020			Actual: \$4,000.00				\$4,000.00
<b>TRF-TS IDM Incentives Subtotals</b>							
	# of Projects:	17	Planned:	\$72,000.00			\$72,000.00
		18	Actual:	\$67,272.78		\$1,311.27	\$68,584.05

**Enforcement Task Summary**

Federal Funds	State Funding	Prog. Income	Local Match	Project Total
# Projects: 490	Planned: \$31,127,352.52		\$14,096,925.02	\$45,170,821.91
490	Actual: \$27,596,716.05		\$14,059,032.40	\$41,655,748.45

**Project Cross-Reference by Task**

**Evaluation Projects**

Organization / Project Number	PA	Fund Source	Federal Funds	State Funding	Prog. Income	Local Match	Project Total
Baylor College of Medicine	TR	402 TR	Planned: \$72,644.50			\$13,563.94	\$86,208.44
2009-BaylorCM-G-SYG-0096			Actual: \$70,096.81			\$13,145.22	\$83,242.03
Texas Transportation Institute	AL	410 K8	Planned: \$94,880.62			\$10,606.95	\$105,487.57
2009-TTI-G-SYG-0060			Actual: \$89,885.96			\$10,061.19	\$99,947.15
Texas Transportation Institute	AL	410 K8	Planned: \$101,168.14			\$11,315.62	\$112,483.76
2009-TTI-G-SYG-0091			Actual: \$93,471.07			\$10,454.92	\$103,925.99
Texas Transportation Institute	OP	406 K4OP	Planned: \$90,999.46			\$10,127.36	\$101,126.82
2009-TTI-G-SYG-0412			Actual: \$76,009.98			\$8,475.77	\$84,485.75

**Evaluation Task Summary**

Federal Funds	State Funding	Prog. Income	Local Match	Project Total
Planned: \$359,692.72			\$45,613.87	\$405,306.59
Actual: \$329,463.82			\$42,137.10	\$371,600.92

# Projects: 4  
4

**Project Cross-Reference by Task**

**PI&E Projects**

Organization / Project Number	PA	Fund Source	Federal Funds	State Funding	Prog. Income	Local Match	Project Total
City of El Paso Police Department (Safe Communities)	SA	402 SA	Planned: \$126,758.00			\$91,889.50	\$218,647.50
2009-EIPasSC-G-SYG-0033			Actual: \$126,306.89			\$93,457.70	\$219,764.59
Hillcrest Baptist Medical Center-HHS	OP	406 K4OP	Planned: \$181,709.80			\$68,677.33	\$250,387.13
2009-HHS-G-SYG-0027			Actual: \$171,737.78			\$108,235.42	\$279,973.20
Hillcrest Baptist Medical Center-HHS	PS	406 K4PS	Planned: \$91,775.50			\$32,179.66	\$123,955.16
2009-HHS-G-SYG-0049			Actual: \$62,345.38			\$39,053.27	\$101,398.65
Hillcrest Baptist Medical Center-Hillcrest	AL	402 AL	Planned: \$180,692.36			\$69,127.93	\$249,820.29
2009-Hillcrest-G-SYG-0017			Actual: \$170,793.15			\$91,957.94	\$262,751.09
Hillcrest Baptist Medical Center-Hillcrest	DE	406 K4DE	Planned: \$71,484.12			\$29,449.00	\$100,933.12
2009-Hillcrest-G-SYG-0108			Actual: \$67,665.29			\$32,927.35	\$100,592.64
Injury Prevention Center of Greater Dallas	SA	402 SA	Planned: \$93,327.35			\$15,673.30	\$109,000.65
2009-IPCOGD-G-MYG-Yr1-0203			Actual: \$93,183.38			\$15,681.14	\$108,864.52
Injury Prevention Center of Greater Dallas	OP	406 K4OP	Planned: \$78,220.82			\$17,583.10	\$95,803.92
2009-IPCOGD-G-SYG-0202			Actual: \$78,182.82			\$29,637.78	\$107,820.60
Mothers Against Drunk Driving, National Office	AL	410 K8	Planned: \$322,564.44			\$121,109.16	\$443,673.60
2009-MADD-G-SYG-0303			Actual: \$196,504.59			\$214,142.84	\$410,647.43
National Safety Council	DE	406 K4DE	Planned: \$595,111.64			\$76,273.63	\$671,385.27
2009-NSC-G-MYG-Yr1-0005			Actual: \$478,817.60			\$73,390.21	\$552,207.81
City of Pharr	DE	402 DE	Planned: \$54,454.35			\$6,549.25	\$61,003.60
2009-PharrPD-G-SYG-0095			Actual: \$49,201.95			\$8,203.72	\$57,405.67
San Antonio Council on Alcohol and Drug Abuse	AL	402 AL	Planned: \$102,753.15			\$11,500.00	\$114,253.15
2009-SACADA-G-SYG-0121			Actual: \$93,375.40			\$11,994.73	\$105,370.13
Scott and White Memorial Hospital	OP	406 K4OP	Planned: \$53,978.00			\$7,000.00	\$60,978.00
2009-ScottWhi-G-MYG-Yr1-0051			Actual: \$40,466.53			\$9,951.56	\$50,418.09
Sherry Matthews Advocacy Marketing	DE	406 K4DE	Planned: \$231,800.00			\$57,950.00	\$289,750.00
2009-SMAM-G-MYG-Yr1-0235			Actual: \$231,795.20			\$164,752.00	\$396,547.20
Sherry Matthews Advocacy Marketing	DE	406 K4DE	Planned: \$217,075.00			\$24,120.00	\$241,195.00
2009-SMAM-G-SYG-0143			Actual: \$356,160.53			\$50,686.00	\$406,846.53
Sherry Matthews Advocacy Marketing	DE	406 K4DE	Planned: \$350,000.00			\$350,000.00	\$700,000.00
2009-SMAM-G-SYG-0163			Actual: \$350,000.00				\$350,000.00
Sherry Matthews Advocacy Marketing	DE	406 K4DE	Planned: \$136,856.00			\$162,569.00	\$299,425.00
2009-SMAM-G-SYG-0166			Actual: \$136,979.77			\$459,096.00	\$596,075.77
Sherry Matthews Advocacy Marketing	AL	410 K8	Planned: \$309,265.00			\$34,363.00	\$343,628.00
2009-SMAM-G-SYG-0234			Actual: \$309,254.78			\$177,132.00	\$486,386.78

**Project Cross-Reference by Task**

**PI&E Projects**

Organization / Project Number	PA	Fund Source	Federal Funds	State Funding	Prog. Income	Local Match	Project Total
Sherry Matthews Advocacy Marketing 2009-SMAM-G-SYG-0239	DE	406 K4DE	Planned: \$415,000.00 Actual: \$135,891.11			\$90,645.00 \$111,202.00	\$505,645.00 \$247,093.11
Sherry Matthews Advocacy Marketing 2009-SMAM-G-SYG-0241	DE	406 K4DE	Planned: \$290,796.00 Actual: \$289,300.00			\$203,135.00 \$707,850.00	\$493,931.00 \$997,150.00
Sherry Matthews Advocacy Marketing 2009-SMAM-G-SYG-0298	DE	402 DE	Planned: \$1,464,653.35 Actual: \$1,464,626.13			\$162,740.00 \$164,527.00	\$1,627,393.35 \$1,629,153.13
Sherry Matthews Advocacy Marketing 2009-SMAM-G-SYG-0304	AL	410 K8	Planned: \$267,200.00 Actual: \$267,200.00			\$267,200.00	\$534,400.00 \$267,200.00
Sherry Matthews Advocacy Marketing 2009-SMAM-G-SYG-0416	OP	405 K2PM	Planned: \$2,641,885.00 Actual: \$2,541,897.56			\$7,725,655.00 \$10,682,288.41	\$10,367,540.00 \$13,224,185.97
Sherry Matthews Advocacy Marketing 2009-SMAM-G-SYG-0417	OP	406 K4OP	Planned: \$1,700,000.00 Actual: \$1,699,987.00			\$200,000.00 \$215,368.79	\$1,900,000.00 \$1,915,355.79
Texas Alcoholic Beverage Commission 2009-TABC-G-SYG-0048	AL	402 AL	Planned: \$71,085.90 Actual: \$66,428.13			\$37,062.90 \$44,368.11	\$108,148.80 \$110,796.24
Texas Alcoholic Beverage Commission 2009-TABC-G-SYG-0077	AL	402 AL	Planned: \$81,681.38 Actual: \$72,233.87			\$22,695.39 \$31,072.70	\$104,376.77 \$103,306.57
Texas A&M University-Corpus Christi 2009-TAMUCC-G-MYG-Yr1-0266	SA	402 SA	Planned: \$100,335.50 Actual: \$97,320.08			\$19,380.92 \$18,800.75	\$119,716.42 \$116,120.83
Texas Children's Hospital 2009-TCH-G-SYG-0308	OP	406 K4OP	Planned: \$134,380.10 Actual: \$129,922.43		\$881.00	\$121,130.01 \$281,899.80	\$255,510.11 \$412,703.23
Texas Children's Hospital 2009-TCH-G-SYG-0333	PS	406 K4PS	Planned: \$83,617.36 Actual: \$67,903.42			\$36,294.61 \$58,617.01	\$119,911.97 \$126,520.43
Texas Department of State Health Services 2009-TDSHS-G-SYG-0260	OP	402 OP	Planned: \$1,050,000.00 Actual: \$1,040,523.85			\$1,032,000.00 \$1,032,234.92	\$2,082,000.00 \$2,072,758.77
Texas AgriLife Extension Service 2009-Texas Ag-G-MYG-Yr1-0012	OP	406 K4OP	Planned: \$242,744.10 Actual: \$242,549.96			\$106,368.46 \$188,227.56	\$349,112.56 \$430,777.52
Texas AgriLife Extension Service 2009-Texas Ag-G-SYG-0154	SA	402 SA	Planned: \$36,120.00 Actual: \$34,367.35			\$6,936.72 \$21,847.24	\$43,056.72 \$56,214.59
ThinkStreet 2009-ThinkSt-G-SYG-0394	DE	402 DE	Planned: \$400,000.00 Actual: \$399,836.49			\$46,910.48 \$525,000.00	\$446,910.48 \$924,836.49
ThinkStreet 2009-ThinkSt-G-SYG-0411	OP	406 K4OP	Planned: \$99,283.79 Actual:			\$11,210.00	\$110,493.79
Thomason Hospital 2009-Thomason-G-SYG-0345	OP	406 K4OP	Planned: \$50,628.00 Actual: \$48,980.68			\$51,416.00 \$72,313.39	\$102,044.00 \$121,294.07

**Project Cross-Reference by Task**

<b>PI&amp;E Projects</b>									
Organization / Project Number	PA	Fund Source	Federal Funds	State Funding	Prog. Income	Local Match	Project Total		
Texans In Motion	OP	402 OP	Planned: \$165,356.45			\$49,067.00	\$214,423.45		
2009-TIM-G-MYG-Yr1-0261			Actual: \$154,428.30			\$58,790.41	\$213,218.71		
Texas Municipal Courts Education Center	DE	406 K4DE	Planned: \$292,501.63			\$56,273.12	\$348,774.75		
2009-TMCEC-G-MYG-Yr1-0109			Actual: \$200,403.14			\$57,785.12	\$258,188.26		
Travis County Attorney's UDPP	AL	402 AL	Planned: \$181,682.63			\$115,219.00	\$296,901.63		
2009-Travis C-G-MYG-Yr1-0055			Actual: \$174,024.93			\$344,706.84	\$518,731.77		
Texas Transportation Institute	OP	406 K4OP	Planned: \$69,404.79			\$7,923.86	\$77,328.65		
2009-TTI-G-MYG-Yr1-0208			Actual: \$62,022.30			\$8,212.54	\$70,234.84		
Texas Transportation Institute	DE	406 K4DE	Planned: \$994,959.55			\$174,212.87	\$1,169,172.42		
2009-TTI-G-MYG-Yr1-0256			Actual: \$897,793.61			\$181,115.52	\$1,078,909.13		
Texas Transportation Institute	AL	402 AL	Planned: \$77,101.48			\$8,656.25	\$85,757.73		
2009-TTI-G-SYG-0050			Actual: \$73,883.12			\$8,295.31	\$82,178.43		
Texas Transportation Institute	OP	406 K4OP	Planned: \$15,404.39			\$1,717.35	\$17,121.74		
2009-TTI-G-SYG-0211			Actual: \$15,137.52			\$1,688.31	\$16,825.83		
Texas Transportation Institute	DE	406 K4DE	Planned: \$27,441.52			\$3,089.52	\$30,531.04		
2009-TTI-G-SYG-0215			Actual: \$16,228.51			\$2,026.90	\$18,255.41		
Texas Transportation Institute	MC	2010 K6	Planned: \$243,343.72			\$27,540.99	\$270,884.71		
2009-TTI-G-SYG-0220			Actual: \$241,144.54			\$27,428.13	\$268,572.67		
Texas Transportation Institute	SB	406 K4SB	Planned: \$49,118.15			\$5,511.74	\$54,629.89		
2009-TTI-G-SYG-0250			Actual: \$49,115.60			\$6,210.91	\$55,326.51		
Texas Transportation Institute	RH	406 K4RH	Planned: \$92,670.01			\$10,370.53	\$103,040.54		
2009-TTI-G-SYG-0282			Actual: \$71,648.08			\$8,053.23	\$79,701.31		
Texas Transportation Institute	DE	406 K4DE	Planned: \$143,602.15			\$16,109.22	\$159,711.37		
2009-TTI-G-SYG-0287			Actual: \$143,591.86			\$16,174.92	\$159,766.78		
Texas Transportation Institute	OP	406 K4OP	Planned: \$232,152.96			\$26,187.92	\$258,340.88		
2009-TTI-G-SYG-0315			Actual: \$231,561.95			\$26,134.93	\$257,696.88		
<b>2009 Project Celebration</b>									
TxDOT-EI Paso	AL	410 K8	Planned: \$3,000.00				\$3,000.00		
PC-2009-Tx-ELP-00029			Actual: \$4,200.00				\$4,200.00		
TxDOT-Abilene	AL	410 K8	Planned: \$6,500.00				\$6,500.00		
PC-2009-Tx-ABL-00001			Actual: \$6,300.00				\$6,300.00		
<b>Group Project</b>									
							\$3,000.00		
							\$4,200.00		
							\$6,500.00		
							\$6,300.00		
							\$6,500.00		

**Project Cross-Reference by Task**

<b>PI&amp;E Projects</b>		PA	Fund Source	Federal Funds	State Funding	Prog. Income	Local Match	Project Total
Organization / Project Number								Group Project
<b>2009 Project Celebration</b>								
TxDOT-Amarillo	AL	410	K8	Planned:	\$7,000.00			\$7,000.00
PC-2009-Tx-AMA-00002				Actual:	\$5,250.00			
TxDOT-Atlanta	AL	410	K8	Planned:	\$6,500.00			\$6,500.00
PC-2009-Tx-ATL-00003				Actual:	\$5,600.00			
TxDOT-Austin	AL	410	K8	Planned:	\$10,000.00			\$10,000.00
PC-2009-Tx-AUS-00004				Actual:	\$7,850.00			
TxDOT-Beaumont	AL	410	K8	Planned:	\$7,000.00			\$7,000.00
PC-2009-Tx-BMT-00005				Actual:	\$7,000.00			
TxDOT-Brownwood	AL	410	K8	Planned:	\$6,500.00			\$6,500.00
PC-2009-Tx-BWD-00006				Actual:	\$4,250.00			
TxDOT-Bryan	AL	410	K8	Planned:	\$6,500.00			\$6,500.00
PC-2009-Tx-BRY-00007				Actual:	\$6,156.00			
TxDOT-Childress	AL	410	K8	Planned:	\$6,250.00			\$6,250.00
PC-2009-Tx-CHS-00008				Actual:	\$5,925.00			
TxDOT-CorpusChristi	AL	410	K8	Planned:	\$7,000.00			\$7,000.00
PC-2009-Tx-CRP-00009				Actual:	\$5,600.00			
TxDOT-Dallas	AL	410	K8	Planned:	\$12,000.00			\$12,000.00
PC-2009-Tx-DAL-00010				Actual:	\$11,375.00			
TxDOT-El Paso	AL	410	K8	Planned:	\$7,000.00			\$7,000.00
PC-2009-Tx-ELP-00011				Actual:	\$6,000.00			
TxDOT-Laredo	AL	410	K8	Planned:	\$6,250.00			\$6,250.00
PC-2009-Tx-LRD-00014				Actual:	\$9,375.00			
TxDOT-Houston	AL	410	K8	Planned:	\$12,000.00			\$12,000.00
PC-2009-Tx-HOU-00013				Actual:	\$12,000.00			
TxDOT-Ft. Worth	AL	410	K8	Planned:	\$11,250.00			\$11,250.00
PC-2009-Tx-FTW-00012				Actual:				



**Project Cross-Reference by Task**

**PI&E Projects**

Organization / Project Number	PA	Fund Source	# Projects:	Federal Funds	State Funding	Prog. Income	Local Match	Project Total
<b>PI&amp;E Task Summary</b>			99	Planned: \$13,247,322.09	\$2,071,853.35		\$11,818,673.72	\$27,137,849.16
			99	Actual: \$12,250,265.94	\$2,036,468.62	\$881.00	\$16,482,540.41	\$30,770,155.97



**Project Cross-Reference by Task**

**Training Projects**

Organization / Project Number	PA	Fund Source	Federal Funds	State Funding	Prog. Income	Local Match	Project Total
Austin Independent School District 2009-AISD-G-SYG-0344	DE	406 K4DE	Planned: \$22,253.87 Actual: \$19,201.35			\$21,794.96 \$30,301.11	\$44,048.83 \$49,502.46
Education Service Center, Region VI 2009-ESCVI-G-MYG-Yr1-0147	DE	406 K4DE	Planned: \$125,271.97 Actual: \$123,983.58			\$39,979.53 \$148,136.30	\$165,251.50 \$272,119.88
Education Service Center, Region VI 2009-ESCVI-G-MYG-Yr1-0150	SB	406 K4SB	Planned: \$128,806.25 Actual: \$115,380.08			\$22,979.53 \$51,743.41	\$151,785.78 \$167,123.49
Education Service Center, Region VI 2009-ESCVI-G-SYG-0069	DE	406 K4DE	Planned: \$82,237.98 Actual: \$80,147.05			\$15,539.53 \$38,649.80	\$97,777.51 \$118,796.85
City of Lubbock Parks & Recreation 2009-LubbockP-G-SYG-0338	DE	406 K4DE	Planned: \$29,672.00 Actual: \$27,897.76			\$26,612.00 \$26,160.96	\$56,284.00 \$54,058.72
Sam Houston State University 2009-SHSU-G-MYG-Yr1-0177	AL	410 K8	Planned: \$519,268.33 Actual: \$435,991.79		\$1,950.00	\$184,281.07 \$207,099.78	\$705,499.40 \$643,091.57
Texas Association of Counties 2009-TAC-G-SYG-0299	AL	410 K8	Planned: \$304,462.00 Actual: \$225,150.22			\$89,330.00 \$90,575.00	\$393,792.00 \$315,725.22
Texas Bicycle Coalition Education Fund 2009-TBC-G-SYG-0319	PS	406 K4PS	Planned: \$265,475.08 Actual: \$262,285.37			\$35,000.00 \$79,830.34	\$300,475.08 \$342,115.71
Texas Center for the Judiciary 2009-TCJ-G-MYG-Yr1-0054	AL	410 K8	Planned: \$825,008.26 Actual: \$724,432.54			\$290,025.64 \$295,227.46	\$1,115,033.90 \$1,019,660.00
Texas District and County Attorneys Association 2009-TDCAA-G-MYG-Yr1-0194	AL	410 K8	Planned: \$358,342.60 Actual: \$358,342.60			\$114,809.20 \$123,192.81	\$473,151.80 \$481,535.41
Texas Education Agency 2009-TEA-G-MYG-Yr1-0029	DE	406 K4DE	Planned: \$67,140.00 Actual: \$67,140.00			\$8,657.50 \$9,429.20	\$75,797.50 \$76,569.20
Texas Education Agency 2009-TEA-G-MYG-Yr1-0130	DE	406 K4DE	Planned: \$55,100.00 Actual: \$55,100.00			\$11,657.50 \$16,004.28	\$66,757.50 \$71,104.28
Texas Engineering Extension Service - ESTI 2009-TEEXESTI-G-MYG-Yr1-0115	EM	402 EM	Planned: \$936,267.78 Actual: \$594,814.74			\$459,375.05 \$2,085,760.01	\$1,395,642.83 \$2,680,574.75
Texas Engineering Extension Service - EUPWTI 2009-TEEXEUPW-G-SYG-0090	RS	402 RS	Planned: \$37,037.67 Actual: \$31,642.66			\$17,150.00 \$52,037.84	\$54,187.67 \$83,680.50
Texas Engineering Extension Service - EUPWTI 2009-TEEXEUPW-G-SYG-0099	RS	402 RS	Planned: \$421,780.65 Actual: \$402,422.08			\$309,737.50 \$666,220.18	\$731,518.15 \$1,068,642.26
Texas Engineering Extension Service - EUPWTI 2009-TEEXEUPW-G-SYG-0107	RS	402 RS	Planned: \$200,148.91 Actual: \$167,240.24			\$166,800.00 \$236,159.56	\$366,948.91 \$403,399.80
Texas Engineering Extension Service - EUPWTI 2009-TEEXEUPW-G-SYG-0124	RS	402 RS	Planned: \$166,904.11 Actual: \$150,679.37			\$127,781.00 \$218,623.00	\$294,685.11 \$369,302.37

**Project Cross-Reference by Task**

**Training Projects**

Organization / Project Number	PA	Fund Source	Federal Funds	State Funding	Prog. Income	Local Match	Project Total	
Texas Justice Court Training Center 2009-TJCTC-G-SYG-0293	AL	410 K8	Planned: \$152,111.45 Actual: \$128,638.81			\$50,450.82 \$46,331.54	\$202,562.27 \$174,970.35	
Texas Municipal Courts Education Center 2009-TMCEC-G-MYG-Yr1-0133	AL	402 AL	Planned: \$254,243.82 Actual: \$254,243.82			\$141,117.00 \$279,270.56	\$395,360.82 \$533,514.38	
Texas Transportation Institute 2009-TTI-G-MYG-Yr1-0064	AL	410 K8	Planned: \$91,566.68 Actual: \$85,520.76			\$10,290.88 \$9,611.59	\$101,857.56 \$95,132.35	
Texas Transportation Institute 2009-TTI-G-MYG-Yr1-0322	PA	402 PA	Planned: \$85,681.15 Actual: \$44,633.25			\$9,589.68 \$5,663.45	\$95,270.83 \$50,296.70	
Texas Transportation Institute 2009-TTI-G-SYG-0216	MC	402 MC	Planned: \$86,039.02 Actual: \$81,040.34			\$9,642.25 \$9,082.43	\$95,681.27 \$90,122.77	
University of Houston/Downtown 2009-UHD-G-MYG-Yr1-0042	AL	402 AL	Planned: \$144,742.65 Actual: \$142,457.08			\$225,000.00 \$236,896.00	\$369,742.65 \$379,353.08	
University of Houston/Downtown 2009-UHD-G-MYG-Yr1-0134	AL	402 AL	Planned: \$63,520.00 Actual: \$63,520.00			\$20,000.00 \$23,400.00	\$83,520.00 \$86,920.00	
The University of Texas at Arlington 2009-UTatAri-G-SYG-0294	RS	402 RS	Planned: \$495,512.90 Actual: \$315,301.00			\$175,887.09 \$490,769.45	\$671,399.99 \$806,070.45	
			Federal Funds		State Funding	Prog. Income	Local Match	Project Total
			Planned: \$5,918,595.13		\$1,950.00	\$2,583,487.73	\$8,504,032.86	
			Actual: \$4,957,206.49			\$5,476,176.06	\$10,433,382.55	
			# Projects: 25		25			

**Training Task Summary**

***Appendix B***  
**NHTSA REVIEW CHECKLIST**

**THIS PAGE INTENTIONALLY LEFT BLANK**

## CHECKLIST

The NHTSA Checklist has been included to demonstrate how the Annual Report addresses the specified criteria.

Criteria	Traffic Safety Program Comments	Reference
<b>Performance Goals:</b>		
<i>Does the state specify, for each of its funded grant programs, its performance goals in the AR?</i>		Section 2: <i>Goals, Performance Measures Table</i>
<i>Does the state provide updated information (most current year data) to identify progress they are making towards attaining each performance goal?</i>		Section 2: <i>Performance Measures Table</i>
<i>Does state specify its baseline rate and most current level of performance under each measure given for each goal?</i>		Section 2: <i>Performance Measures Table</i>
<i>Does the state specify interim measures that would be indicative of program and/or project success toward attainment of the performance measures?</i>		Section 2: <i>Crash Summary, Performance Measure Trends/Crash Data</i>
<i>If the state uses fatality information as a performance measure indicator, does the state's data correspond to the same data from FARS (i.e., belt use in fatalities, percentage of alcohol use in fatalities)?</i>	The Texas Crash Records Information System (CRIS) does not close out a fiscal year by refusing crash reports beyond a specified date as does FARS. Therefore, the specific values may not always match FARS exactly, but the trends do correspond between FARS and CRIS.	Section 2: <i>Performance Measures Table, Performance Measure Trends/Crash Data</i>
<i>Can you determine from the AR whether or not the state is progressing toward the attainment of their stated performance goals?</i>		Section 2
<i>Does AR narrative discuss reasons/issues where progress is not being made toward attainment of performance goals?</i>		Section 2: <i>Challenges</i>
<i>Is there an explanation of how the projects and activities funded during the Fiscal Year contributed to meeting the State's highway safety goals as identified in the Performance Plan?</i>	Individual project results and activities are provided by program area in Section 3. Paid media efforts are reported by campaign in Section 4, and Section 6 identifies best practices by specific projects.	Sections 3, 4, 6

Where data has become available, has the State reported on progress from prior year projects that have contributed to meeting current State highway safety goals?		
<b>Certifications &amp; Assurances:</b>		
Is there a description of the activities implemented to:		
◦ Support national safety belt and impaired driving mobilizations		Section 3: Program Area Reports
◦ Sustain enforcement of impaired driving, OP, and speed statutes		Section 3: Program Area Reports
◦ Conduct annual safety belt survey		Section 3: Occupant Protection
◦ Develop statewide data systems		Section 3: Traffic Records
<b>Section 163 .08 BAC Incentive Grant:</b>		
If State expended Section 163 funds, did the State note by Program Area, amount:		Not Applicable
◦ Planned		Not Applicable
◦ Obligated		Not Applicable
◦ Expended		Not Applicable
◦ Amount To Local-minimum 40%. (Local Benefit not applicable if State has declared that 163 funds are being used as 405, 410, or 411 and so notes in this FY's HSP and Annual Report. To be able to declare, the State must first have been awarded such funds. If used as P&A there is a 10% Limitation.)		Not Applicable
<b>Section 405 Occupant Protection Incentive Grant:</b>		
If State qualified for funding:		
◦ Documentation detailing the program activities that were accomplished?		Section 4: Paid Media
<b>Section 406 Safety Belt Performance Grant:</b>		
If State qualified for funding:		
◦ Documentation detailing the program activities that were accomplished?		Section 4: Paid Media
<b>Section 408 State Traffic Safety Information System Improvement Grant:</b>		
If State qualified for funding:		
◦ Documentation detailing the program activities that were accomplished (or reference to a separate report detailing such accomplishments)?		Section 3: Traffic Records

<b>Section 410 Alcohol Impaired Driving Countermeasure Grant:</b>		
<i>If State qualified for funding:</i>		
◦ Documentation detailing the program activities that were accomplished?		Section 3: Alcohol and Other Drugs
<b>Section 2010 Motorcycle Safety Grant:</b>		
<i>If State qualified for funding:</i>		
◦ Documentation detailing the program activities that were accomplished?		Section 3: Motorcycle Safety
<b>Section 154 Open Container Transfer:</b>		
<i>If State received 154 funds and programmed to impaired driving:</i>		
◦ Documentation detailing the program activities that were accomplished?		Not Applicable
<b>Section 164 Repeat DWI Offender Transfer:</b>		
<i>If State received 164 funds and programmed to impaired driving:</i>		
◦ Documentation detailing the program activities that were accomplished?		Not Applicable
<b>Ideas for Annual Evaluation Reports</b> (Not required, but listed as examples to enhance AR)		
◦ Cover page containing the State, Governor's name, GR, Highway Safety Program Coordinator including contact information (name, address, phone, fax, e-mail)		Present
◦ Table of Contents		Present
◦ Executive summary		Present
◦ Legislative Summary		Present
◦ Statewide program overview, including information on the Highway Safety Programs and who is involved in administering the programs.		Section 1: Texas Traffic Safety Program
◦ Data in easy to read format such as charts, graphs or columns showing performance measures and results, and highlighting key information and special selections	Easy to read charts and tables are used in Section 2 to illustrate performance measure data and Section 5 to illustrate financial data.	Sections 2 & 5
◦ Analysis of key projects describing how they contributed to meeting the State's highway safety goals	Section 3 contains detailed results for each project listed by program area. Each project summary contains the targets (or goals) and the actual results. In	Sections 3 & 6

	addition the approved budget along with actual expenditures is included. Section 6 contains best practices as identified on the individual project level.	
◦ <i>Fiscal overview of obligations &amp; expenditures by program areas w/graphs and charts</i>		Section 5
◦ <i>List of traffic safety partners and/or groups used in the programs</i>		
◦ <i>Future goals to be reached or targeted. (National and/or Statewide)</i>		Section 3: <i>Performance Measures Table</i>
◦ <i>Can the AR serve as good marketing document for the state's highway safety program and their role in improving highway safety within the state? Explain:</i>	The FY09 annual report provides comprehensive and meaningful information for all Texas Traffic Safety stakeholders. Due to the automation of certain grant management functions in the eGrants system we were to provide "project level" summaries regarding performance and expenditures in the AR for the first time. This level of information is allowing us to further examine and highlight "what works".	
<b>Evaluations:</b>		
<i>List any evaluations that were conducted and obtain copy of the reports</i>	SAO <i>TxDOT Internal Auditor</i>	Final reports will be provided to NHTSA Region 6 Office as they become available