

# Oklahoma Highway Safety Office

State of Oklahoma Annual Report

2008



Kevin L. Ward. Governor's Representative for  
Highway Safety

3223 N. Lincoln Blvd.

Oklahoma City, OK 73105

Phone: 405-523-1570 Fax: 405-523-1586



## 2008 Overview

This year proved to be fruitful for the Oklahoma Highway Safety Office (OHSO) and its partners. OHSO began the fiscal year by sponsoring Oklahoma's Centennial Celebration at the AT&T Bricktown Ballpark, which included a concert by bands from Oklahoma, such as the Flaming Lips. During the event, OHSO debuted its newest PSAs targeting drunk drivers. The four spots featured First Lady Kim Henry, Bart Connor and Nadia Comeneci, Capt. Paul Timmons, and the coaches from rival hockey teams, the OKC Blazers and the Tulsa Oilers. The spot featuring Capt. Timmons received an Addy award for this region.

OHSO and its partnering agencies kicked off the year by participating in the national "Drunk Driving. Over the Limit. Under Arrest." (DDOLUA) mobilization during the holiday season. OHSO hosted its Annual Traffic Safety Forum on January 28, 2008. Sessions included a roundtable discussion in which local agencies shared their experience and expertise with the audience and included a Q & A session. Other topics included child passenger safety, the Alive at 25 curriculum and commercial motor vehicles. Award recipients included Cecilia Alsobrook for the J.C. Burris Memorial Award and Joe McDonald for the Duane Clark Memorial Award. A number of agencies from across the state received awards for having exemplary projects in their respective communities. Also in January, OHSO staff members participated in state leadership meetings with the U.S. Surgeon General regarding underage drinking prevention in Oklahoma.

The Tulsa Safe Communities group held the annual Oklahoma Buckledown Awards in February. A number of officers received awards and special recognition for traffic enforcement efforts displayed during the previous year.

In March, the TraCS Pilot was completed and the First Annual Martha Collar Tech Reunion was held in Oklahoma City.

In April, the OHSO partnered with the OHP to develop and implement a new regional Law Enforcement Liaison (LEL) program in Oklahoma, utilizing five additional OHP Troopers to assist in efforts across the state. "Click It or Ticket" mobilization participation by local agencies increased by over 300 percent and the Labor Day DDOLUA participation increased by nearly 190 percent. OHSO has received additional local media attention with the assistance of the LELs throughout the year, including press releases and over 1,000 donated PSA spots during the 2008 Thanksgiving holiday. Additionally, OHSO launched a new Commercial Motor Vehicle (CMV) mobilization, "Share the Road," which was funded through the Federal Motor Carriers Safety Administration (FMCSA). This three-week mobilization included one week of media, a week of combined media and enforcement, followed by one week of enforcement only. Oklahoma Highway Patrol (OHP) activity included more than 8,000 contacts and 2,100 inspections; Oklahoma City Police Department and Tulsa Police Department made over 900 contacts during this period. This enforcement and media campaign gained national attention at the TACT Conference in Las Vegas, Nevada in July.

Oklahoma submitted its first NEMESIS-compliant EMS data to the National Database in May. OHSO also worked with the Daily Oklahoman to sponsor a four-page insert of the newspaper highlighting

2much2lose (2M2L), Oklahoma's statewide underage drinking prevention initiative. A follow-up section ran in October. OHSO hosted the annual "Click It or Ticket" Kickoff at the Hall of Mirrors in Oklahoma City, in which law enforcement and other partners from across the state were invited and encouraged to "Rise to the Challenge" by enforcing Oklahoma's primary seatbelt law during the mobilization.

In June, the annual seatbelt observational study was conducted. Results from this evaluation concluded Oklahoma's seatbelt usage rate increased 1.2 percentage points to 84.3 percent.

OHSO hosted its Sixth Annual Camp 2M2L in August, in which attendance increased from an average of 75 campers to 140 campers. A new location and committed staff and volunteers made this increase possible. One week later, staff from OHSO traveled to New Orleans, Louisiana to the Region 6 meeting to discuss the Teen Belt Demo Project.

OHSO organized a statewide Seat Check Saturday on September 19, 2008. There were 19 participating locations with 632 car seats distributed during this one-day event. Also in September, an OHSO staff member was appointed to the Governor's Task Force for Underage Drinking Prevention.

For the first time, OHP crashes were wirelessly transferred to DPS using air cards and the first fully automated electronic crash data downloads from Tulsa Police Department were completed in October.

OHSO has seen several other successes this year. A new Safe Communities group, the Southeast Oklahoma Traffic Safety Council, has formed. The Edmond Police Department hosted a Civilian Motorcycle Survival Course directed at riders already licensed and riding. Their program was selected to be showcased in the 2008 "Congress of Cities" Expo in Orlando, Florida. The Oklahoma County Sheriff's Office (OCSO) developed and implemented a kiosk system that is being used around the state at various traffic safety checkpoints and emphasis projects. The OCSO has been willing to share their technology with other agencies for use with their current systems. The system quickly checks driver's license records and warrants against various databases simply by swiping the license. Broken Arrow Police Department conducted an Advanced Crash Investigation Course this year for members of the Northeast Oklahoma Safe Communities Alliance. Many officers from the northeastern part of the state attended this training.

OHSO conducted six high-visibility enforcement campaigns throughout the year. These included "Drunk Driving. Over the Limit. Under Arrest" during the holiday season and again during Labor Day; the Commercial Motor Vehicle "Share the Road" mobilization in March; the "Click It or Ticket" mobilization in May; the "Watch Out for Motorcycles" campaign in June and the Child Passenger Safety awareness campaign in September. A total of \$1,118,500 was spent on media and nearly 75 million impressions were gained over the course of the various campaigns.

OHSO made significant progress in reducing fatalities recently (2007 data) and we are looking forward to the coming year in order to implement new projects, programs, and campaigns.

## Table of Contents

FY 2008 Highway Safety Performance Plan Recapitulation.....	5
FY 2008 Goal Status .....	6
Statewide Programs Overview	
Alcohol/ Impaired Driving .....	18
Motorcycle Safety .....	19
Occupant Protection .....	19
Police Traffic Services.....	21
Traffic Records .....	23
Railroad Crossing .....	24
Certificates and Assurances .....	24
Specific Funding Programs	
Section 406.....	27
Section 408.....	27
Section 410.....	28
Section 2010.....	28
Legislative Summary .....	29
Paid Media Overview .....	30
Financial Summary .....	32
FY 2008 Final Reimbursement Voucher.....	36
FY 2008 VOU Match Review .....	44

## ***FY 2008 HIGHWAY SAFETY PERFORMANCE PLAN***

### **FY 2008 Goal/ Recapitulation**

(Performance objectives and benchmarks were established 12/31/06 using DPS statewide data and FARS)

#### **OVERALL PROGRAM GOAL**

To reduce deaths, injuries, and societal costs resulting from traffic crashes

#### **PERFORMANCE OBJECTIVES**

To reduce mileage death rate by 0.1% annually (1.7% in 2005 to 1.4% in 2008)

To reduce fatalities by 1% annually (800 in 2005 to 776 in 2008)

To reduce AB injuries by 1% annually (17,505 in 2005 to 16,980 in 2008)

#### **Alcohol/Drug Benchmarks**

- To reduce Alcohol/Drug-Related fatalities by 1% annually (180 in 2005 to 174 in 2008)
- To reduce Alcohol/Drug-Related AB injuries by 1% annually (2,429 in 2005 to 2356 in 2008)

#### **Motorcycle Safety Benchmarks**

- To reduce motorcycle fatalities by 2% annually (78 in 2005 to 73 in 2008)
- To prevent increased motorcycle AB injuries (939 in 2005)

#### **Occupant Protection Benchmarks**

- To increase safety belt use to 86% in 2008 (83.7% in 2006)
- To increase safety belt use to 87% by 2009 (83.7% in 2006)
- To increase child restraint use to 89% in 2008 (86.7% in 2006)
- To increase child restraint use to 90% by 2009 (86.7% in 2006)

#### **Pedestrian and Bicycle Benchmarks**

- To reduce pedestrian fatalities from 51 in 2005 to 46 in 2008
- To reduce pedestrian AB injuries by 1% annually (393 in 2005 to 380 in 2008)
- To reduce bicycle-related fatalities from 7 in 2005 to 4 in 2008
- To reduce bicycle AB injuries by 1% annually (190 in 2005 to 182 in 2008)

#### **Police Traffic Services Benchmarks**

- To reduce fatalities caused by Unsafe Speed by 1% annually (239 in 2005 to 233 in 2008)
- To reduce AB injuries caused by Unsafe Speed by 1% annually (3,088 in 2005 to 2,995 in 2008)
- To reduce fatalities caused by Driver Error by 1% annually (263 in 2005 to 255 in 2008)
- To reduce AB injuries caused by Driver Error by 1% annually (10,508 in 2005 to 10,193 in 2008)

### Traffic Records Benchmarks

- To maintain the data entry of crash records by the Department of Public Safety to within 30 days of receipt. (Data entry was >14 months in 2005, Reduce to <30 days in 2008.)
- To improve the data entry of citation records by the Department of Public Safety to within 10 days of adjudication in 2008. (Data entry of citations from >30 days in 2005, reduce to <10days in 2008.)
- To develop and pilot the Traffic and Criminal Software (TraCS) System for crash reporting by 2008. (No mobile data collection software existed in 2005. Approximately 20% mobile data collection in 2008.)

### Railroad Highway Crossings Benchmarks

- To reduce train involved fatalities from 8 in 2004 to 4 in 2008.
- To reduce train related AB injuries from 20 in 2004 to 15 in 2008

## FY 2008 Goal Status

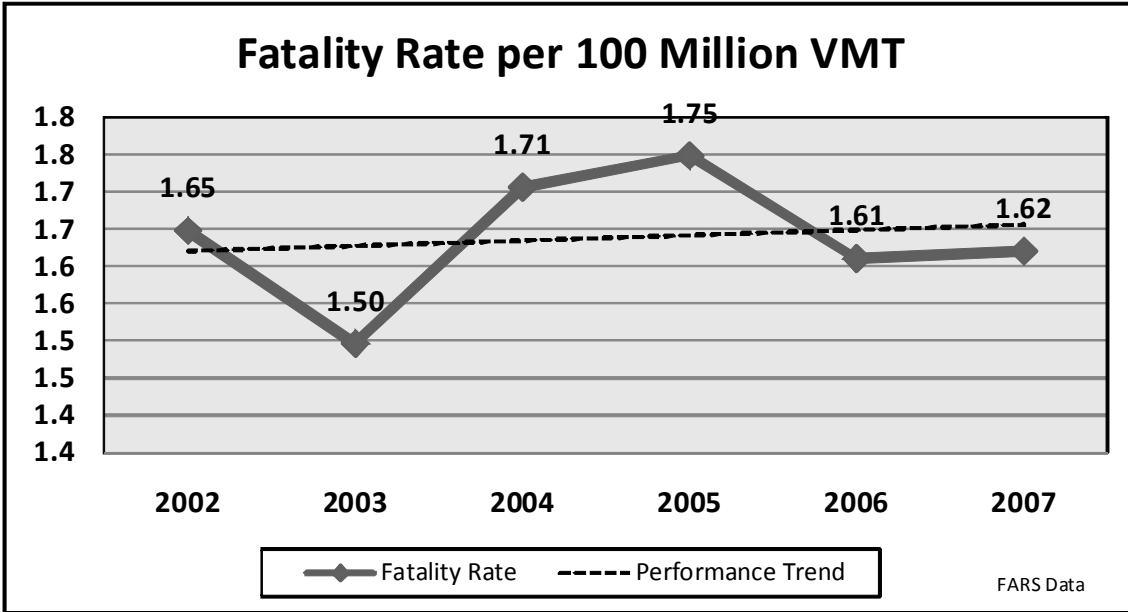
- To reduce mileage death rate by 0.1% annually (1.7% in 2005 to 1.4% in 2008)
- To reduce fatalities by 1% annually (800 in 2005 to 776 in 2008)

Collision reduction objectives and benchmarks set by the Oklahoma Highway Safety Office were established using Oklahoma's state data provided by the Oklahoma Department of Public Safety. However, as final 2007 state data is not available at the time of this publication, FARS data is used to report progress toward fatal goal attainment (as appropriate). Charts used to demonstrate progress are based on FARS information. Accordingly, variations may occur between established goals using State data and charts presented using FARS data. *(For further explanation of the delay in reporting state crash data for 2007, see Traffic Records Benchmarks status.)*

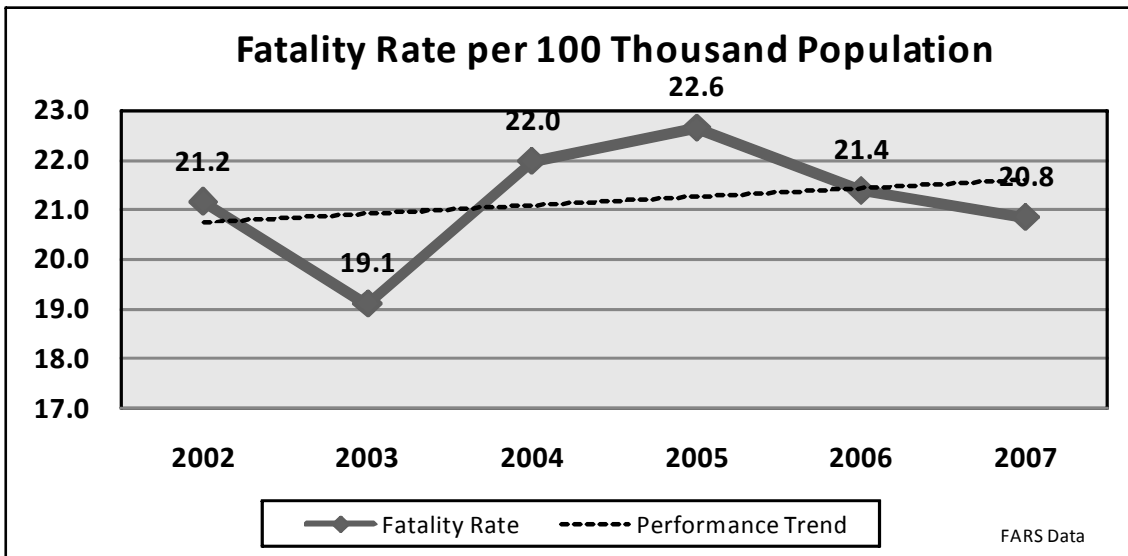
**Status:** Oklahoma experienced a drop in fatalities in 2007 achieving our goal of reducing fatalities by 1.0% annually. Fatalities dropped from 803 in 2005 to 754 in 2007 (FARS data); a decrease of 49 or 6.1%. Unfortunately, the mileage rate increased from 1.61 to 1.62. However, both categories reflect numbers that are below the trend line established from 2002 to 2006.

### Fatality Rate per 100 VMT

**Mileage Death Rate:** Oklahoma experienced a slight increase in fatalities per 100 MVMT in 2007; however, we believe the 0.13 reduction from 2005 to 2007 is significant and places us below the trend line for the second consecutive year. As fatalities decreased by 6.1%, we are uncertain for the increase in the mileage fatality rate. We will continue to review available data and adjust strategies accordingly.

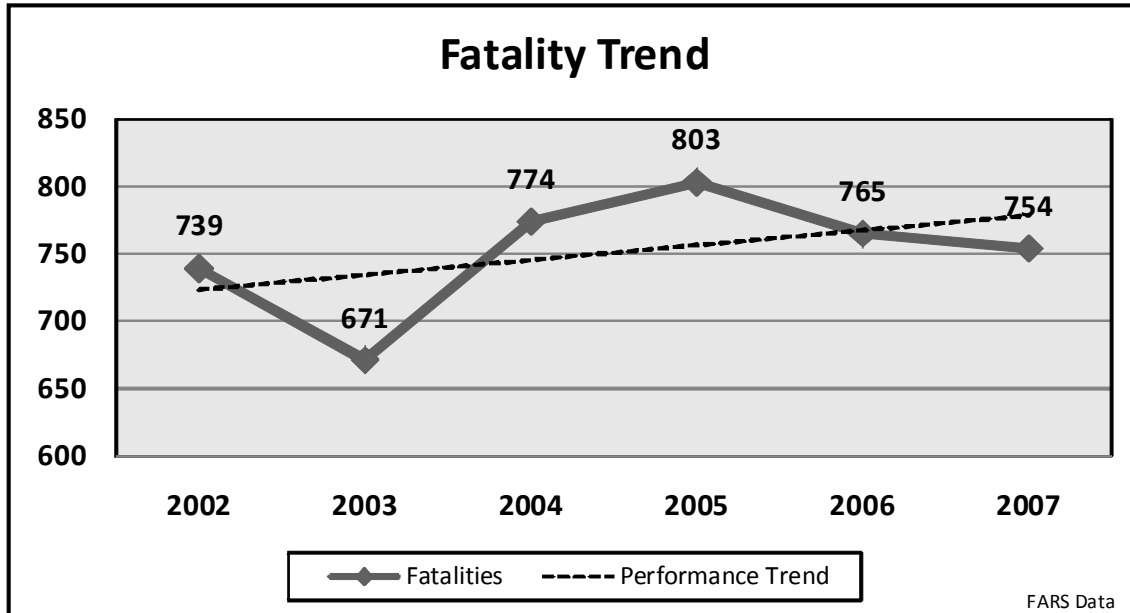


**Fatality Rate per 100 Thousand Population:** Oklahoma achieved a 0.6 point reduction from 2006 and a 1.8 point reduction from 2005. We believe this demonstrates a steady reduction in the fatal rate per 100,000 population.



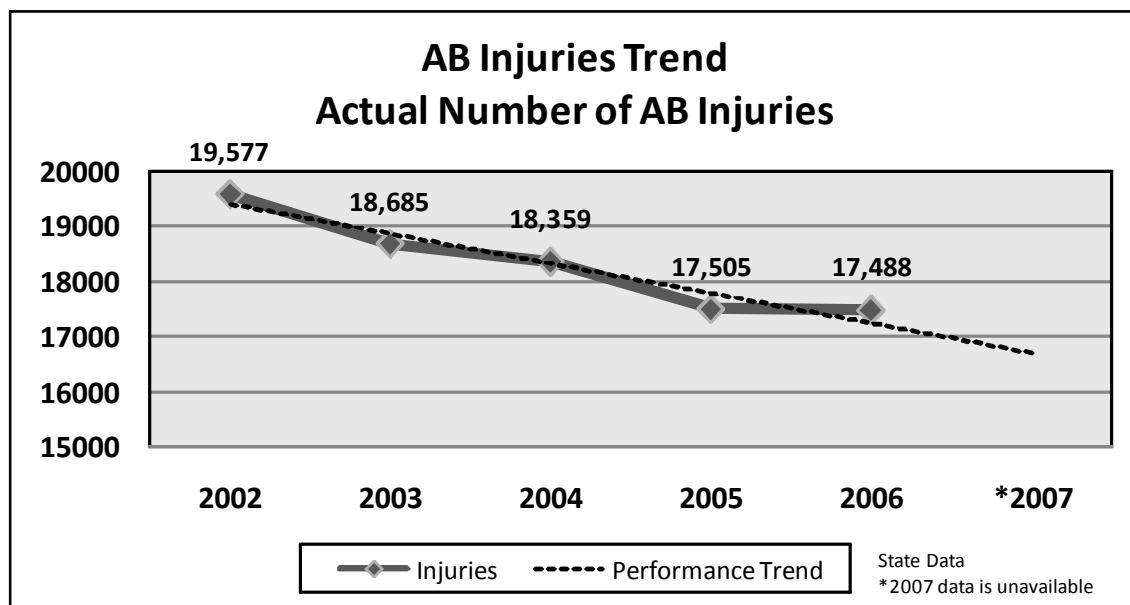
**Reduce fatalities 1% per year (2005 to 2008):**

**Status:** Using FARS data, Oklahoma exceeded our goal of reducing fatalities by 1.0% annually. From 2005 to 2007, we experienced a reduction of 49 fatalities; representing a 6.1% reduction. The reduction from 2006 to 2007 alone represents a 1.43 % reduction.



**Reduce AB injuries by 1% annually (17,505 in 2005 to 16,980 in 2008)**

**Status:** State data not available for 2007 AB Injuries.



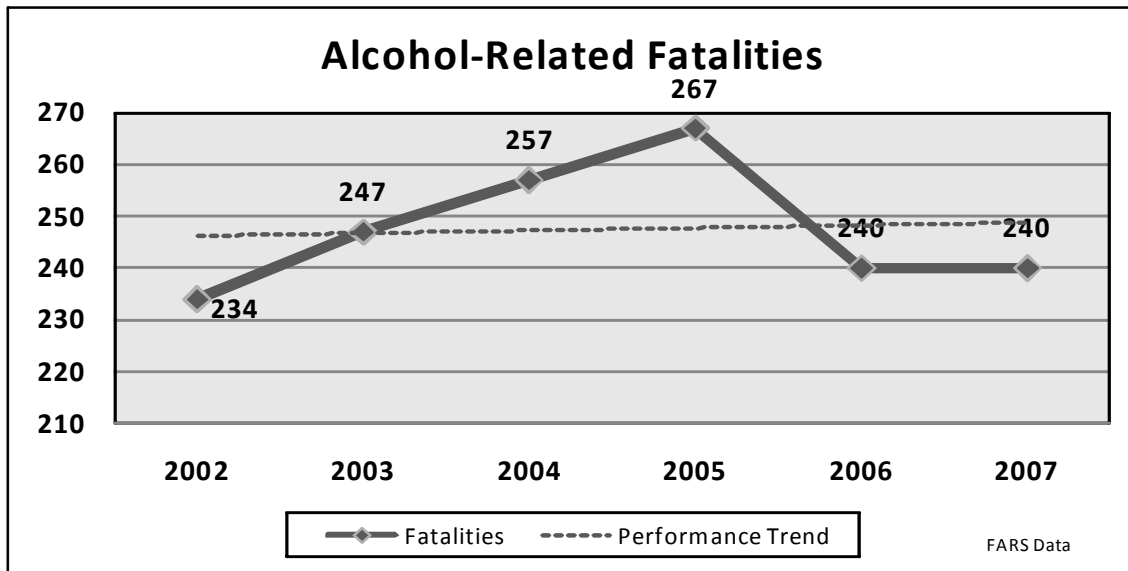


## Benchmarks

### Alcohol/Drug Benchmarks

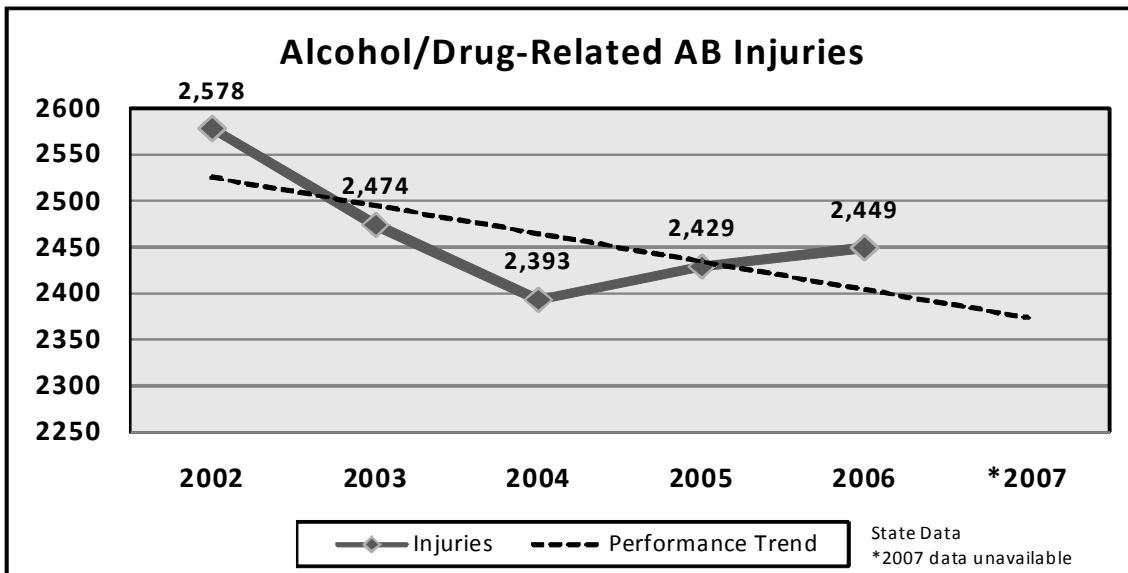
- To reduce Alcohol/Drug-Related fatalities by 1% annually

**Status:** Oklahoma failed to achieve the goal of decreasing the number of alcohol related fatalities by 1.0% annually. 2007 data reflects a standstill with 240 alcohol related fatalities; however that number is below the five year trend line, indicating continued reductions since 2005 and continued progress toward reaching our goal.



- To reduce Alcohol/Drug-Related AB injuries by 1% annually

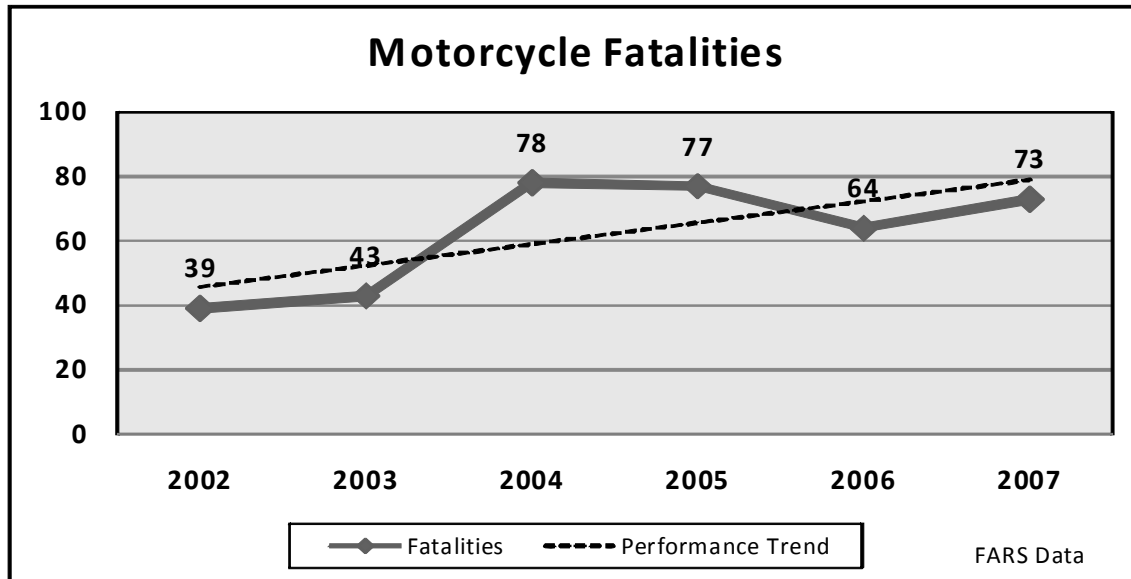
**Status:** State data not available for 2007 Alcohol/Drug Related AB Injuries.



## Motorcycle Safety Benchmarks

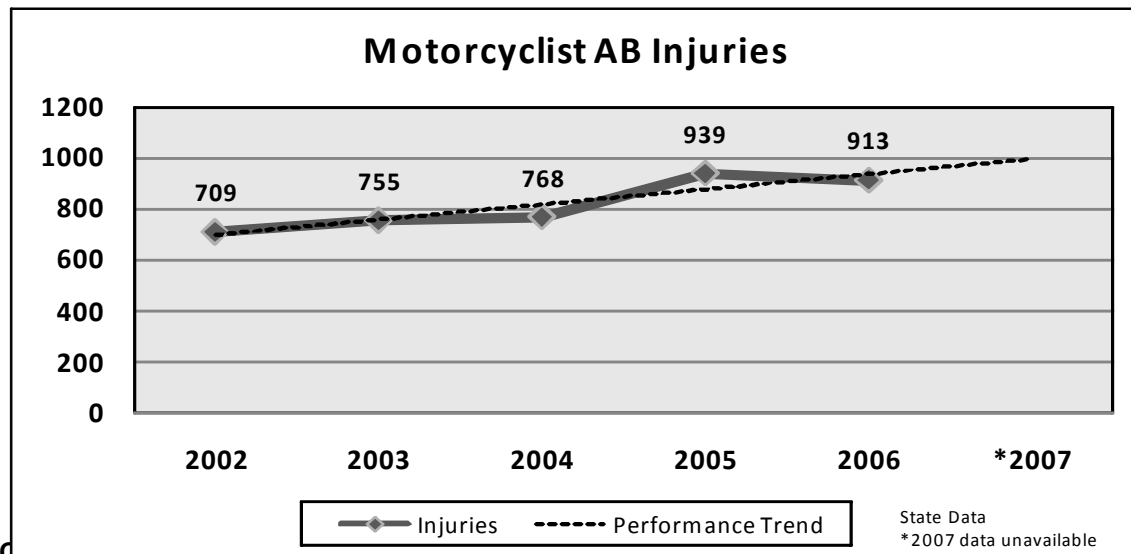
- To reduce motorcycle fatalities by 2% annually (78 in 2005 to 73 in 2008)

**Status:** Oklahoma, like most states, continues to see an increase in fatal motorcycle collisions. We failed to achieve our goal of reducing motorcycle fatalities by 2% annually. While 2005 to 2006 showed a decrease of 13 fatalities, in 2007 we experienced an increase from 64 to 73; a 14% increase. We believe the lack of a mandatory helmet law continues to add to the steady increase of fatalities.



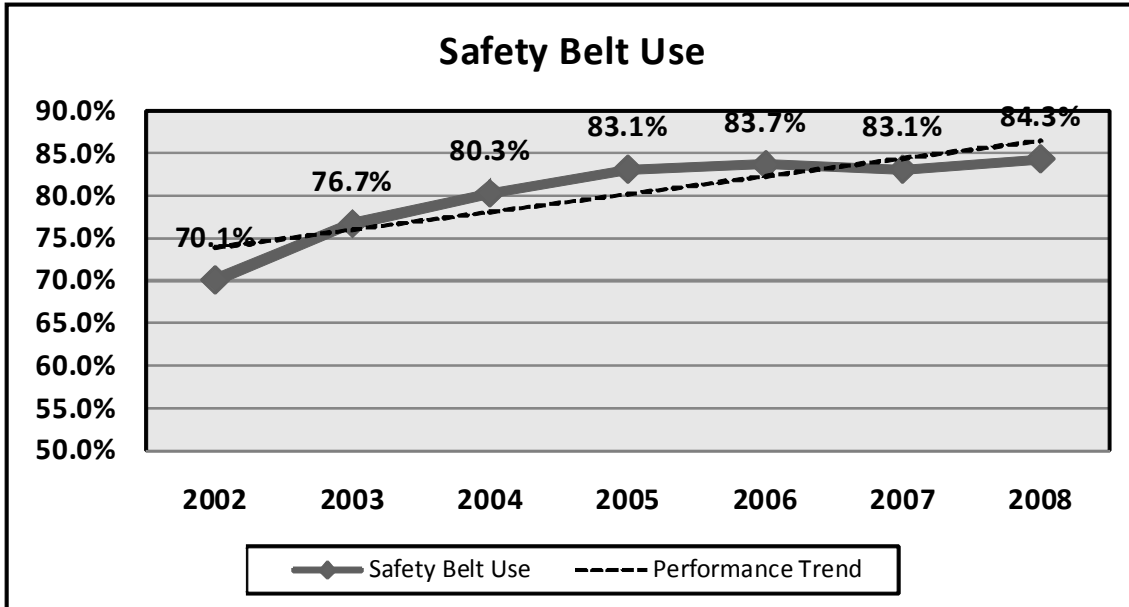
- To prevent increased motorcycle AB injuries (939 in 2005)

**Status:** State data not available for 2007 Motorcyclist AB Injuries



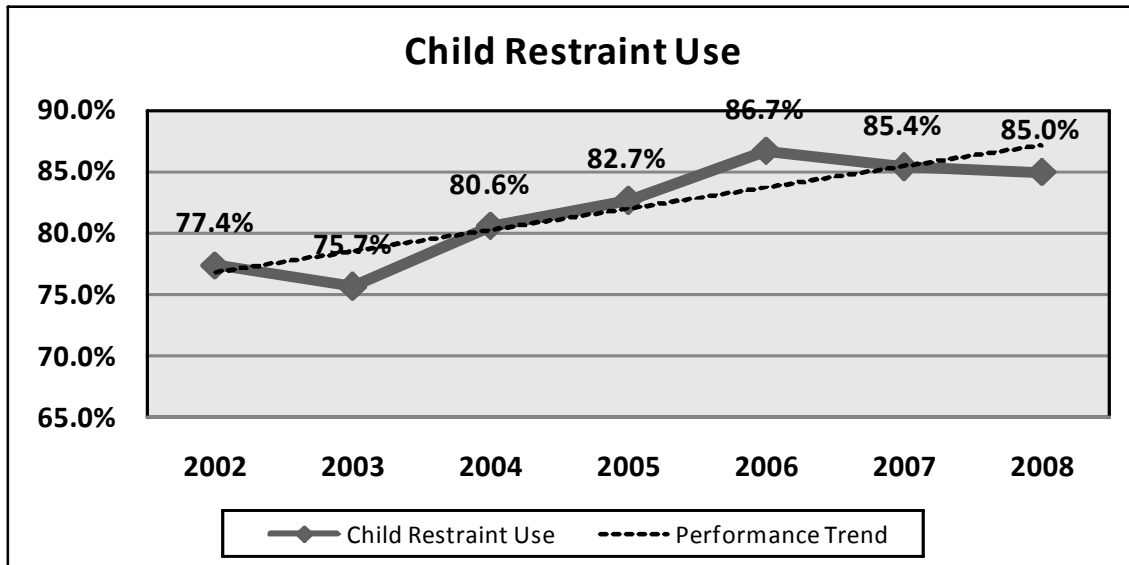
- **To increase safety belt use to 86% in 2008 (83.7% in 2006)/87% by 2009**

**Status:** The official seat belt use rate for Oklahoma in 2008 is 84.3%; a statistically significant increase of 1.2%; however, we failed to reach the goal of 86%. We will continue to fund and participate in programs designed to increase seat belt use in Oklahoma.



- **To increase child restraint use to 89% in 2008 (86.7% in 2006)/90% by 2009.**

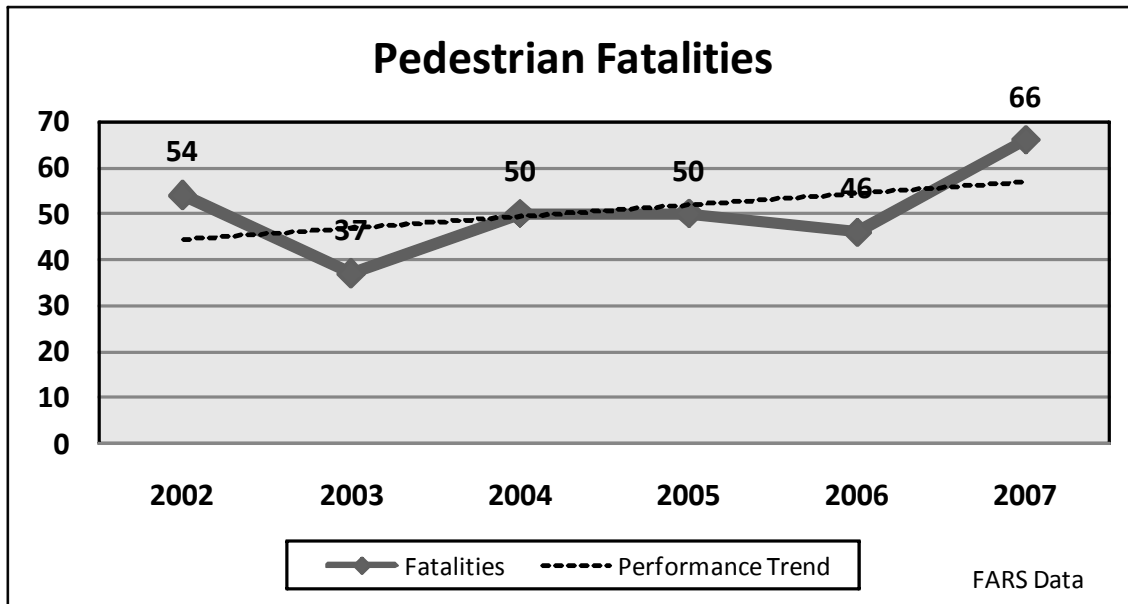
**Status:** The official child restraint use rate for Oklahoma in 2008 is 85.0% compared to 85.4% in 2007; researchers indicate this to be within the margin of error for the study, indicating a possible no change situation. We will continue to fund and participate in programs designed to increase seat belt use in Oklahoma.



## Pedestrian and Bicycle Benchmarks

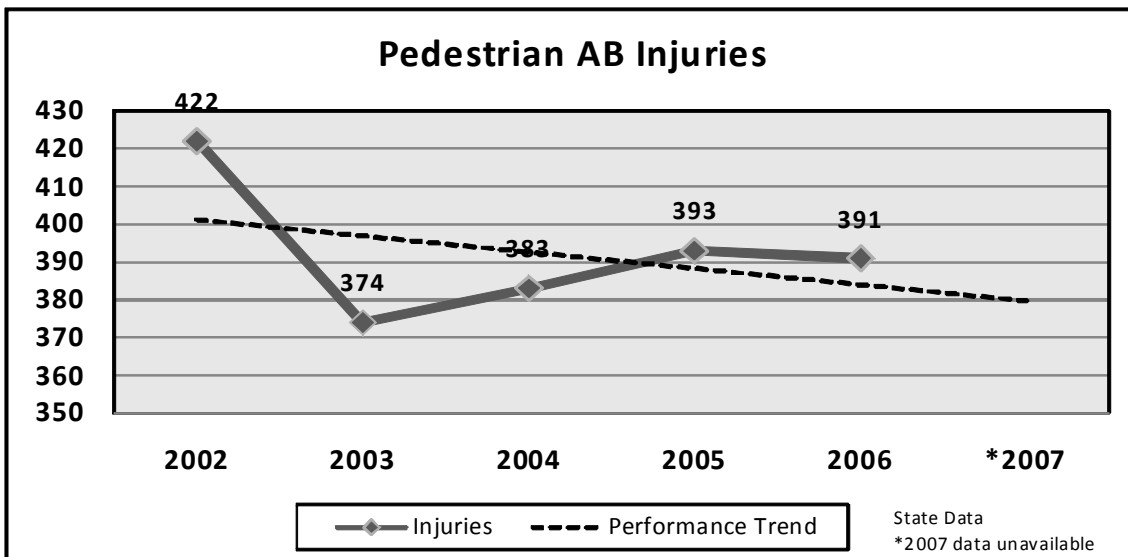
- To reduce pedestrian fatalities from 51 in 2005 to 46 in 2008

Status: Oklahoma failed to achieve our goal of decreasing pedestrian fatalities by 1.0% annually. Unfortunately we experienced a significant increase of 43.5% over 2006. At this time we are uncertain of the reason for this increase, but will continue to evaluate causal factors and adjust our strategies accordingly.



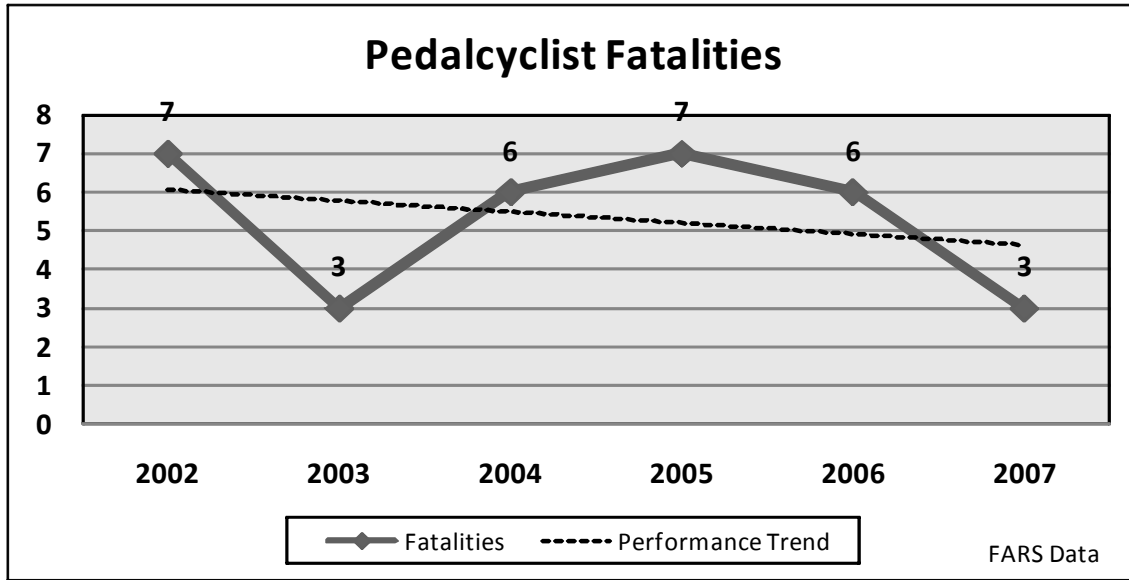
- To reduce pedestrian AB injuries by 1% annually

Status: State data not available for 2007 Pedestrian AB Injuries



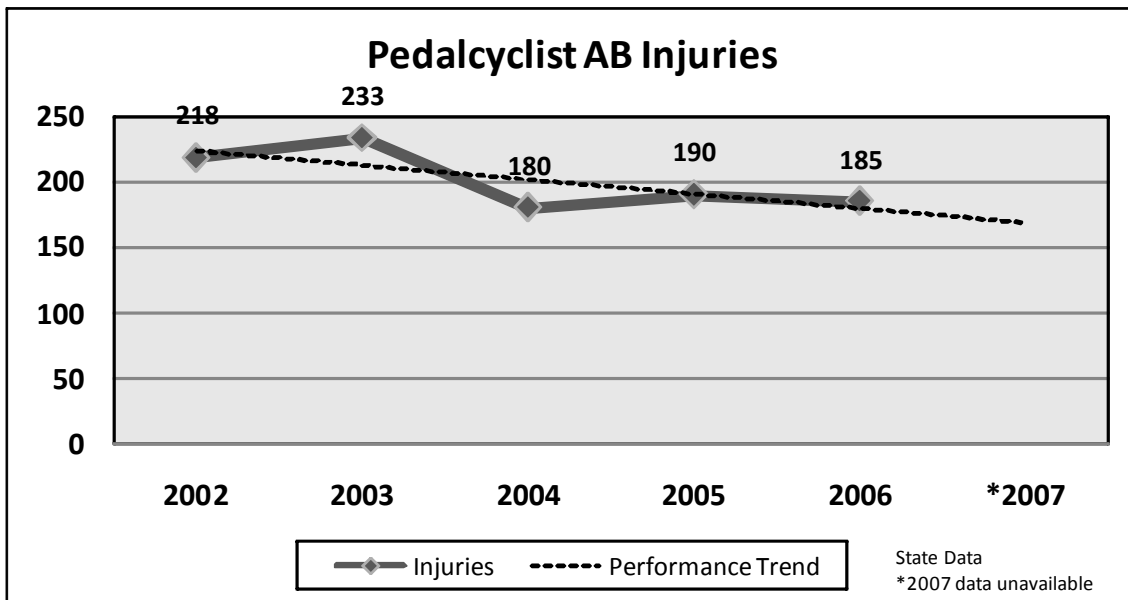
- To reduce bicycle (pedalcyclists) fatalities from 7 in 2005 to 4 in 2008

**Status:** Oklahoma made progress toward achieving the goal of reducing bicycle fatalities in 2008. We experienced 3 bicycle related deaths in 2007 compared to 7 in 2005 and 6 in 2006. This represents a 50% decrease over the previous year.



- To reduce bicycle (pedalcyclists) AB injuries by 1% annually (190 in 2005 to 182 in 2008) (2.1% per year).

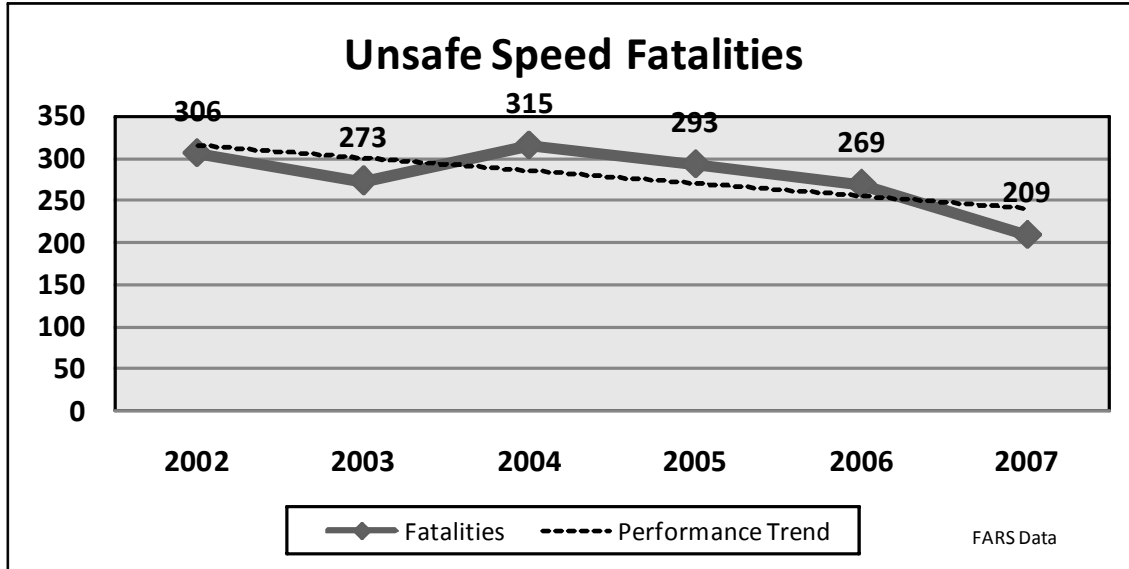
**Status:** State data not available for 2007 Bicycle AB Injuries



**Police Traffic Services Benchmarks**

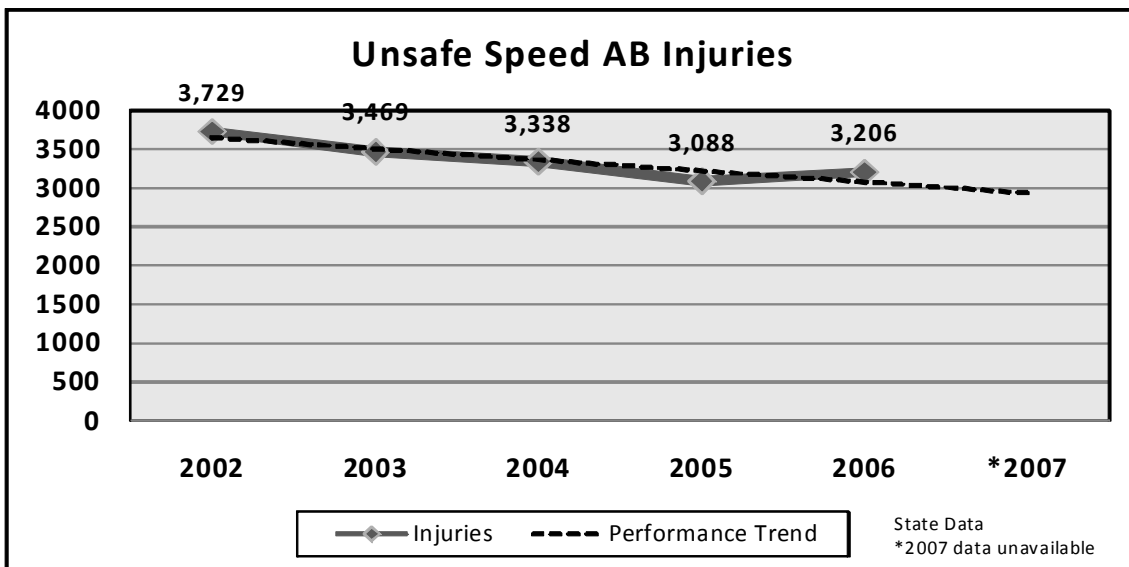
- To reduce fatalities caused by Unsafe Speed by 1% annually (239 in 2005 to 233 in 2008)

**Status:** We achieved our goal of reducing speed related fatalities by 1.0% per year and continue to see a decrease. A decrease from 269 in 2006 to 209 in 2007 represents a 22.3 % decrease.



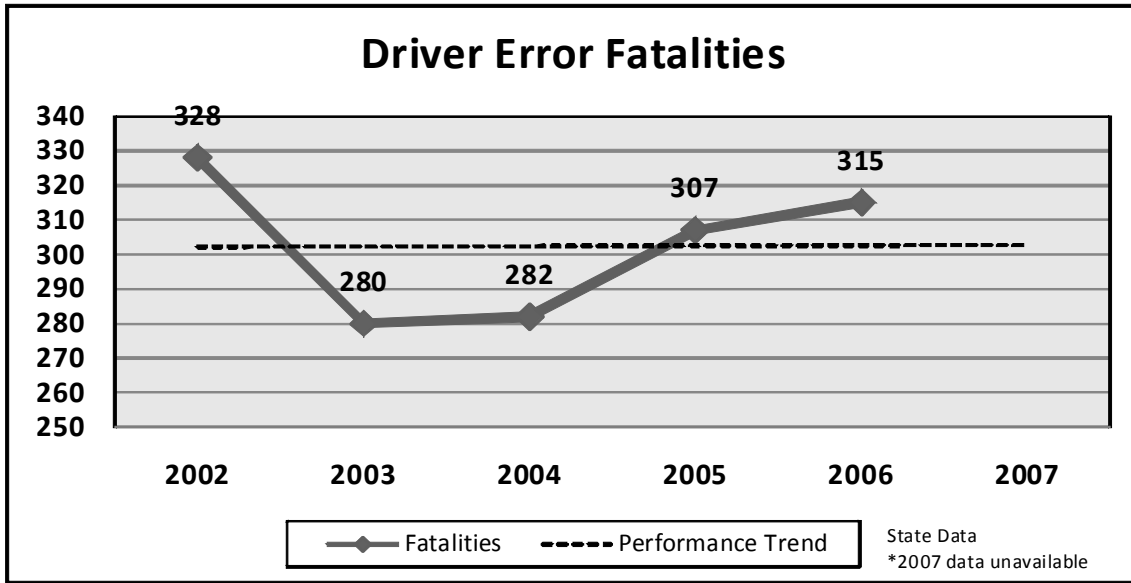
- To reduce AB injuries caused by Unsafe Speed by 1% annually (3,088 in 2005 to 2,995 in 2008)

**Status:** State data not available for 2007 Unsafe Speed AB Injuries



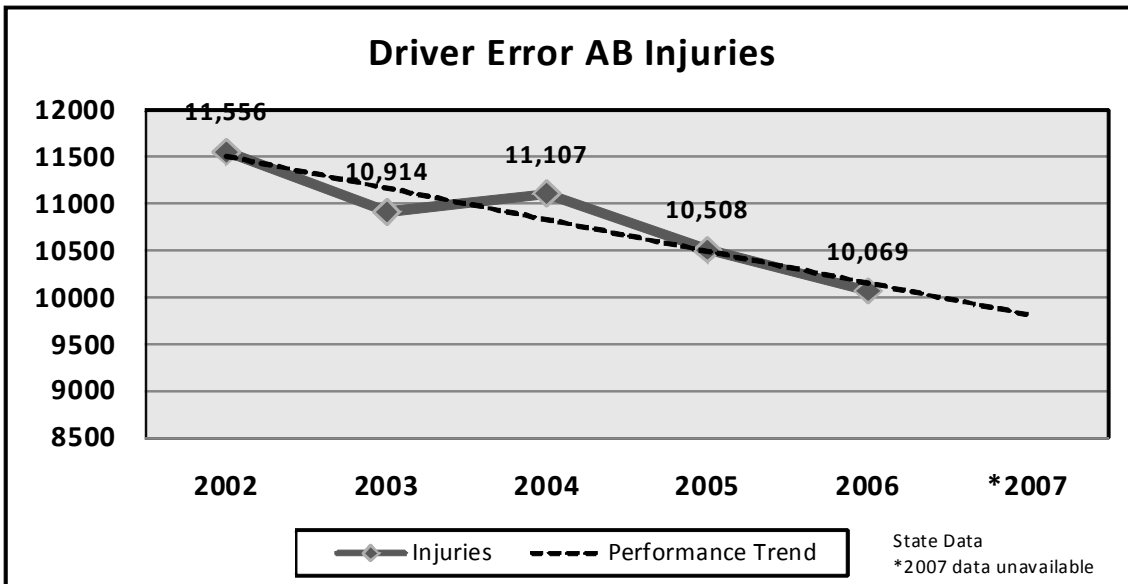
- To reduce fatalities caused by Driver Error by 1% annually

Status: State data not available for 2007 Driver Error Fatalities



- To reduce AB injuries caused by Driver Error by 1% annually (10,508 in 2005 to 10,193 in 2008)

Status: State data not available for 2007 Driver Error AB Injuries



## Traffic Records Benchmarks

- **To maintain the data entry of crash records by the Department of Public Safety to within 30 days of receipt.** (Data entry was >14 months in 2005, Reduce to <30 days in 2008.)

**Status:** In January 2007 the Department of Public Safety implemented Kofax Indicius software designed to automatically read and classify documents with minimal correction required as its crash data entry system. While the software was very effective when original, handwritten crash forms were submitted, the unforeseen difficulties presented by non-standard crash forms often submitted by local PDs, caused the Department to completely abandon the system by late 2007. By that time, approximately 40,000 2007 crashes were backlogged. To further complicate the issue, the previously used in-house data entry program could no longer accommodate the data elements of the updated crash form. To address the issue, a new in-house data entry program has been developed, 8 temporary employees have been hired to reduce the backlog, and it is anticipated that all 2007 crashes will be entered by January 2009. In 2007, average entry delay for OHP crash reports was 94 days, to date in 2008 that has been reduced to an average of 26 days.

- **To improve the data entry of citation records by the Department of Public Safety to within 10 days of adjudication in 2008.** (Data entry of citations from >30 days in 2005, reduce to <10days in 2008.)

**Status:** While we did not meet our goal of improving the data entry of citation records to within 10 days of adjudication, progress has been made. The average number of day from conviction date to posting on driver history has been reduced from 38.93 on December 31, 2007 to 28.73 on March 31, 2008, a decrease of 10.2 days. We will continue to work with the Department of Public Safety in order to see continued decreases in entry time.

- **To develop and pilot the Traffic and Criminal Software (TraCS) System for crash reporting by 2008. (No mobile data collection software existed in 2005. Approximately 20% mobile data collection in 2008.)**

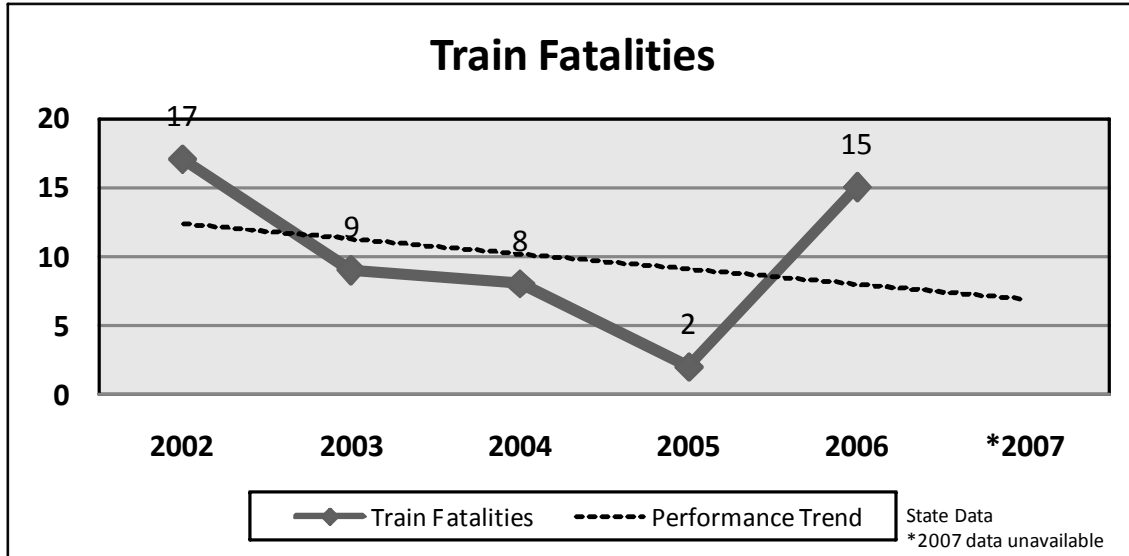
**Status:** Completed. Approximately 20% mobile data collection 2008 - <5% of OHP data collected through TraCS in 2008. Approximately 16% overall crash data collected and reported electronically to DPS (Includes Tulsa PD and TraCS).



### Railroad Highway Crossings

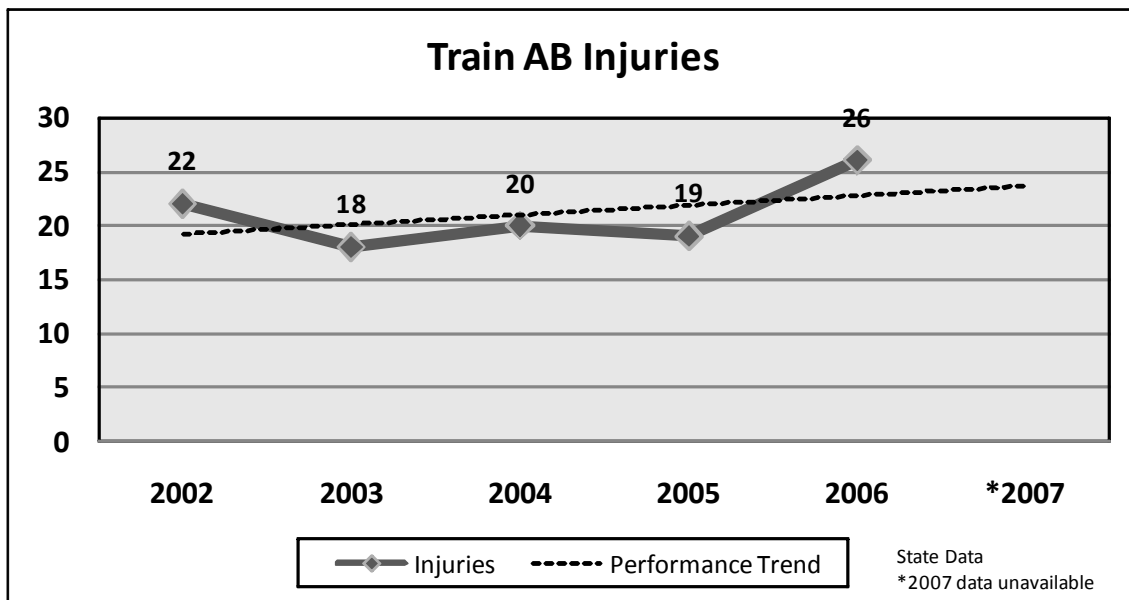
- To reduce train involved fatalities from 8 in 2004 to 4 in 2008

Status: State data not available for 2007 Train Fatalities



- To reduce train related AB injuries from 19 in 2005 to 15 in 2008

Status: State data not available for Train AB Injuries



## Statewide Programs Overview

During FY 2008, the OHSO administered a variety of programs to address our state and national traffic safety priorities. Program areas included Alcohol/ Impaired Driving, Motorcycle Safety, Occupant Protection, Police Traffic Services, Traffic Records and Railroad Highway Crossings. In addition, funds were used for Paid Media and specific grant funding programs including Sections 406, 2010, 408 and 410. In order to address the strategies incorporated in the FY 2008 HSP, the following contract/ program areas were implemented (For final program expenditures see Budget Section):

### Alcohol/ Impaired Driving

**Project Title:** Tulsa CRASHs Court  
**Project Number:** AL-08-02-01-10 (Crash Court)  
K8-08-02-02-01 (SJE )  
**Agency:** Tulsa Community Services Council  
**Budget:** \$ 80,500 Section 402 (Crash Court)  
\$107,000 Section 410 (SJE)

Tulsa CSC exceeded all program benchmarks. Their CRASH's Court program reported 13 contacts with regional markets representing district courts, conducted 9 CRASH's Court programs representing 14 communities, reaching 4,865 students. Their Judicial Outreach program distributed 7 newsletters, networked with 151 judges/court personnel, conducted 7 training workshops, established and maintained a website and provided 22 networking and outreach activities

**Project Title:** DAC Traffic Safety Resource Prosecutor  
**Project Number:** AL-08-02-02-05  
**Agency:** Oklahoma District Attorneys Council  
**Budget:** \$108,600 Section 402

The OK District Attorney's Council achieved or exceeded most program benchmarks. They provided impaired driving training to 65 prosecutors, made 29 direct prosecutor contacts, provided 1,851 resource documents to prosecutors, and reported 12 PI&E activities.

**Project Title:** State DRE/DEC Training Program  
**Project Number:** AL-08-02-03-08  
**Agency:** Norman Police Department  
**Budget:** \$60,000 Section 402

The Norman Police Department added 19 additional DRE's to Oklahoma's DRE staff. They conducted the required pre-school and 7 day training program, conducted certification OJT and administered the final examination and conducted an ARIDE program.

**Project Title:** State SFST Certification and Update Training  
**Project Number:** AL-08-02-04-07  
**Agency:** Oklahoma Association of Chiefs of Police  
**Budget:** \$79,667 Section 402

The Oklahoma Association of Chiefs of Police achieved or exceeded all program benchmarks for the year. They conducted 11 SFST certifications classes, 10 update classes and conducted 3 SFST Instructor training classes.

**Project Title:** Shawnee Alcohol Compliance and Traffic Enforcement  
**Project Number:** AL-08-03-01-02  
**Agency:** Shawnee Police Department  
**Budget:** \$55,000 Section 402

The Shawnee Police Department addressed impaired/youth impaired driving by conducting educational and enforcement activities. They successfully passed a Social Host ordinance, conducted 297 underage drinking prevention activities, issued 1306 traffic contacts and reported 928 PI&E activities.

**Project Name:** Enforcing Underage Drinking Laws Program (EUDL)  
**Project Number:** OJJDP  
**Agency:** OHSO  
**Budget:** 344,736.68 OJJDP

### **Motorcycle Safety**

**Project Title:** OHP Statewide Motorcycle Safety Program  
**Project Number:** K6-08-03-01-02  
**Agency:** Oklahoma Highway Patrol  
**Budget:** \$29,000 Section 2010

The Oklahoma Highway Patrol actively participated in 45 motorcycle safety and PI&E events during 2008. They distributed various promotional items to motorcyclists in order to engage them in MC safety issues. See Statewide Traffic Safety/ Marketing Campaign for information regarding the media aspect of the Motorcycle Safety program.

### **Occupant Protection**

**Project Title:** OSDH Occupant Protection Program  
**Project Number:** OP-08-02-02-07  
**Agency:** Oklahoma State Department of Health  
**Budget:** \$85,000 Section 402

The OSDH met or exceeded all program goals for 2008. They distributed 1,718 car seats and 1006 booster seats and conducted one NHTSA 4-day CPST Certification course. They participated in both national and state OP/ CPS mobilizations.

**Project Name:** OU Occupant Protection Surveys  
**Project Number:** OP-08-05-01-00  
**Agency:** Oklahoma University  
**Budget:** \$51,000 Section 402

The University of Oklahoma's Institute of Public Affairs successfully conducted OHSO's annual occupant protection and child passenger restraint survey for 2008. The study was conducted in compliance with NHTSA standards and has proven to be an effective evaluation of our OP efforts. See OP Benchmarks for survey results .

**Project Title:** EMSA Child Seat Safety Program  
**Project Number:** K4OP-08-02-01-09  
**Agency:** Emergency Medical Services Authority  
**Budget:** \$90,000 Section 406

EMSA met or exceeded all program goals for 2008. They conducted 16 car seat checkups in Oklahoma City and Tulsa, provided 1,583 free seats, conducted one NHTSA CPST course and trained new EMSA field medics.

**Project Title:** Latino Community Traffic Safety Program  
**Project Number:** K4OP-08-02-02-08  
**Agency:** Latino Community Development Agency  
**Budget:** \$69,300 Section 406

The LCDA met or exceeded all program goals for 2008. They report conducting 13 CPS workshops and car seat checkup events, provided 752 free car seats, conducted 99 PI&E events and 99 WIC presentations. They participated in national and state OP/ CPS mobilizations.

**Project Title:** Safe Kids Tulsa OP Program  
**Project Number:** K4OP-08-02-03-08  
**Agency:** Safe Kids of Tulsa  
**Budget:** \$42,000 Section 406

Safe Kids Tulsa met or exceeded all program goals for 2008. They conducted 54 car seat checks (checking 1178 car seats), provided 498 car seats, and conducted 8 CPS training classes reaching 120 technicians. They reported 71 PI&E activities.

**Project Title:** Safe Kids Child Restraint Education Program  
**Project Number:** K4-08-02-04-10  
**Agency:** Safe Kids Oklahoma  
**Budget:** \$66,000 Section 406

Safe Kids Oklahoma continued their successful educational efforts by conducting 10 major car seat checkup events, checking 476 seats, providing 213 car seats to needy families, conducted one NHTSA 4-

day CPST course and 2 Technical updates. They distributed 266 educational packets, and participated in the National Seat Check Saturday.

Overall, Oklahoma’s Child Passenger Safety Programs collectively reported conducting 96 car seat check-up events, distributing 6,480 car seats, conducting 31 CPS training classes certifying/recertifying 519 instructors and generating 176 Public Information and Education Events.

**Police Traffic Services**

The Oklahoma Highway Safety Office funded 30 agencies under Police Traffic Services program area to provide general traffic law enforcement. All agencies were required to conduct public information and educational activities along with their enforcement efforts. The majority of those agencies conducted underage drinking prevention operations and all supported NHTSA’s national goals and law enforcement mobilizations. They were in part responsible for the significant increase in law enforcement support for both national mobilizations during 2008. Collectively, those agencies reported making 97,450 traffic contacts, which break down as follows:

<b>OHSO Funded LE Contacts</b>	
Speed Related	34,055
Seat Belt/CR contacts	21,808
Impaired Driving Arrests	4,407
Other Traffic Related Contacts	37,180
<b>Total</b>	<b>97,450</b>

**Participating Agencies**

(See Final Reimbursement Voucher for details of each agencies budget and expenditures)

Altus Traffic Enforcement	Cherokee County SO Traffic Enforcement
Beaver County Traffic Enforcement	Choctaw Traffic Enforcement
Bethany Traffic Enforcement	Collinsville Traffic Enforcement
Bixby Traffic Enforcement	Durant Traffic Enforcement
Broken Arrow Traffic Enforcement	Edmond Traffic Enforcement

El Reno Traffic Enforcement	Owasso Traffic Enforcement
Enid Traffic Enforcement	Ponca City Traffic Enforcement
Guthrie Traffic Enforcement	Purcell Traffic Enforcement
Kay County SO Traffic Enforcement	Sand Springs Traffic Enforcement
Lawton PD Traffic Enforcement	Sapulpa Traffic Enforcement
Midwest City Traffic Enforcement	Stillwater Traffic Enforcement
Moore Traffic Enforcement	Tahlequah Traffic Enforcement
Norman Traffic Enforcement	Tulsa County SO Traffic Enforcement
Oklahoma City Traffic Enforcement	Tulsa Traffic Enforcement
Oklahoma County Traffic Enforcement	The Village Traffic Enforcement

**Project Title:** Oklahoma Highway Patrol Regional LE Liaison Program  
**Project Number:** PT-08-03-33-01  
K4PT-08-03-03-01  
**Agency:** Oklahoma Highway Patrol/OHSO  
**Budget:** \$21,000.00 Section 402  
\$150,000.00 Section 406

The goal of the OHP LEL program was to work at the grass roots level of law enforcement to increase statewide programs for sustained enforcement of speed laws, impaired driving, seat belt use and participation in national LE Mobilizations. The program met or exceeded all milestones. They report 5,334 hours devoted to establishing LE agency participation in traffic safety programs. Those hours resulted in 1,046 law enforcement contacts, coordination of 194 traffic activities and assistance with establishing 384 PI&E activities such as Roll-over demonstrations, car seat checks, press conferences and other local LE and community events. They are responsible for a 300% increase in agencies participating in Click It or Ticket and a 190% increase in the number of agencies participating in Drunk Driving. Over the Limit. Under Arrest crackdown.

## Traffic Records

**Project Title:** Rural EMS Data Improvement Pilot Project  
**Project Number:** K9-08-02-01-02  
**Agency:** Oklahoma Department of Health EMS Division  
**Budget:** \$250,000

This project was designed to improve data collection and compliance with NEMSIS requirements. 25 laptop computers were purchased and distributed to test agencies. Appropriate software was designed, train the trainer programs conducted and pilot program launched.

**Project Title:** OU Crash Reporting and Analysis  
**Project Number:** K9-08-02-05  
**Agency:** University of Oklahoma ITS Lab  
**Budget:** \$53,171.00

This project met or exceeded all benchmarks associated with the enhancement of ODOT's SAFE-T system. The program developed by OU, allows web based analysis of crash data by remote users, thereby eliminating the need for central analysis and reporting. Enhancements included improving municipal street locations, allowing for rate analysis needed to support ODOT's SHSP and additional query features.

**Project Title:** OU Software Development and Integration  
**Project Number:** K9-08-06-07-02  
**Agency:** University of Oklahoma ITS Lab  
**Budget:** \$150,000.00

This project met or exceeded all contract milestones. It is the continuation of a project designed to provide technical assistance to OK DPS to improve the State's traffic records system. Accomplishments included enabling the transfer of crash data from Tulsa PD, via PDF format and providing OHP with a working TracS system allowing troopers to submit electronic crash reports.

**Project Title:** OSDH Data Linkage Network  
**Project Number:** K9-08-06-01-01  
**Agency:** OK Department of Public Health  
**Budget:** \$90,000.00

The goals of this continuing project include development of standardized reports and fact sheets necessary to the injury control community. To do so, a Traffic Data Linkage Board of Directors was established to provide continued support and oversight of the programs long term goals. The linkage of 2006 data was successful and analysis in ongoing.

## Railroad Highway Crossing

**Project Title:** Operation Lifesaver Railroad Safety Program  
**Project Number:** K4RH-08-02-01-04  
**Agency:** Oklahoma Operation Lifesaver  
**Budget:** \$10,440.00 Section 406

Oklahoma Operation Lifesaver greatly exceeded all contract milestones in reducing at grade crossing traffic collisions. They report making 352 safety presentations, training 20 additional presenters, and conducting 14 media events

## Certifications & Assurances

The Oklahoma Highway Safety Office conducted and supported a number of activities in support of national initiatives.

### **2008 National Safety Belt and Impaired Driving Mobilizations**

The Oklahoma Highway Safety Office entered into contracts with 33 law enforcement agencies across the state as one component of our support for both national mobilizations; Click It or Ticket and Drunk Driving. Over the Limit. Under Arrest. Those agencies were contractually obligated to participate. In addition, we contracted with the Oklahoma Highway Patrol to provide 5 OHP Troopers to serve as Law Enforcement Liaisons. These liaisons contacted every law enforcement agency in Oklahoma in order to gain support for both mobilizations.

The results were incredible. Overall, **Oklahoma realized a 300% increase in the number of agencies participating in CIOT over 2007.** We also increased the number and value of our incentive awards in order to attract additional non-traditional partners. In each mobilization, six agencies received \$4,000.00 awards for their participation. Results of the two mobilizations follow:



Click It or Ticket

2008 CIOT		Media Results	
		Paid	
Number of Agencies	215	TV Ads	\$185,000
Enforcement Hours	26,722	Radio Ads	\$6,000
Safety Belt Contacts	15,776	Billboards	\$45,000
Child Safety Contacts	599	Other Ads	\$21,300
DUI Arrests	707	Number TV	1,748
Felony Arrests	267	Number Radio	1,069
Recovered Vehilces	13	Earned	
Fugitives Apprehended	172	Press Conferences	3
Suspended Licenses	1351	TV Stories	93
Uninsured Motorists	2795	Radio Stories	34
Speeding	20,696		
Reckless Driving	148		
Drug Arrests	467		
Other Arrests	15,487		

Drunk Driving. Over the Limit. Under Arrest

2008 DDOLUA		Media Results	
		Paid	
Number of Agencies	222	TV Ads	\$54,702
Enforcement Hours	32,248	Radio Ads	\$30,625
Safety Belt Contacts	4,579	Billboards	13,250
Child Safety Contacts	436	Other Ads	\$9,300
DUI Arrests	1202	Number TV	973
Felony Arrests	538	Number Radio	292
Recovered Vehilces	41	Earned	
Fugitives Apprehended	321	Press Conferences	3
Suspended Licenses	1489	TV Stories	58
Uninsured Motorists	3315	Radio Stories	29
Speeding	25,554		
Reckless Driving	238		
Drug Arrests	633		
Other Arrests	20,908		

## **Sustained Enforcement of Impaired Driving, OP, and Speed Statutes**

In addition to support for the two national mobilizations, during 2008, the Oklahoma Highway Safety Office supported programs to ensure sustained efforts with regard to enforcement of impaired driving, occupant protection and speed statutes. Contracts with 33 law enforcement agencies resulted in a significant number of enforcement hours and resulting activities. (See PTS and Budget sections for details of involved agencies and expenditures.)

Statewide impaired driving enforcement was the responsibility of the Oklahoma Highway Patrol. That agency, using OHSO overtime funding, conducted 1,366 shifts totaling 11,058 hours. Those hours resulted in 713 DUI arrests, 437 Transporting Open Container arrests, and 443 drug possession arrests and an additional 22,367 traffic related contacts. Their occupant protection grant resulted in 3,141 hours of overtime enforcement and resulted in 6,475 seat belt/ CR contacts and 452 other traffic related contacts.

The Oklahoma City Police Department devoted 6,768 hours to overtime enforcement resulting in 764 impaired driving arrests, 5555 speed related contacts, 223 seat belt/CR contacts and 3,875 other traffic related contacts.

The Oklahoma County Sheriff's Office conducted 2,175 hours of OHSO funded general traffic safety overtime enforcement and 516 hours of impaired driving overtime enforcement. Those hours resulted in 4,923 traffic contacts, 68 DUI arrests and 607 underage drinking prevention compliance checks.

In northeastern Oklahoma, the Tulsa Police Department, using OHSO overtime funds, worked 1,898 general traffic enforcement hours and 1,166 impaired driving hours, resulting in 2,625 speed related contacts, 891 seat belt/ CR contacts, 174 impaired driving arrests, 2,468 other traffic related contacts.

## **Conduct Annual Safety Belt Survey**

The Oklahoma Highway Safety Office continues to monitor the results of our statewide efforts to increase the percentage of people using seat belts and child restraints. This year's study was again conducted by the University of Oklahoma's Institute of Public Affairs. While we did see an increase from 83.7% to 84.3%, we did not reach our goal of 86% . The Child Restraint survey showed a slight (statistically insignificant) decrease from 85.4% to 85.0%. Both surveys were consistent with previous studies and were in compliance with NHTSA's standards for such surveys.

## **Develop Statewide Data Systems**

The Oklahoma Highway Office continues its efforts to develop statewide data systems to provide timely and effective data analysis allocation of highway safety resources. As referenced previously in this report, it is regrettable the 2007 crash data was delayed this year and unavailable for analysis. However, this Office continues to actively support programs to improve the process. **See Traffic Records Benchmarks and 408 Section for program information.**

## Specific Grant Funding Areas

### Section 406 Safety Belt Performance Grant

OHSO funded a variety of programs using Section 406 funding. They included Paid Media, Sports Marketing, Occupant Protection, Police Traffic Services and Railroad Highway Crossings programs. **See 2008 Final Reimbursement Voucher for details of expenditures.**

EMSA Child Passenger Seat Safety Program

Latino Community Traffic Safety Program

Safe Kids Tulsa OP Program

Safe Kids Oklahoma Child Restraint Education

Oklahoma Highway Patrol Statewide Traffic Enforcement

Oklahoma Highway Patrol LEL Program

Oklahoma State University Traffic Enforcement Program

Statewide Traffic Safety Marketing Campaign/ Advertising

### Section 408 State Traffic Safety Information System Improvement Grant

OHSO qualified for Section 408 funding and used it to support a number of data collection improvement programs working with the Oklahoma Department of Public Safety, the University of Oklahoma and the OK Department of Public Health. These programs were designed to support our Traffic Records Benchmarks of improving the timeliness of crash data entry, citation entry and the field entry of crash information. **See 2008 Final Reimbursement Voucher for details of project expenditures.**

Oklahoma Department of Health (EMS) MEMSIS Program

Oklahoma Department of Health Data Linkage Network

University of Oklahoma Crash Reporting and Analysis

BIS Data Import Collection Project (DPS)

TraCS Traffic Records Support (DPS)

University of Oklahoma Software Development and Integration

DPS Data Server Project

### **Section 410 Alcohol Impaired Driving Countermeasure Grant**

OHSO qualified for Section 410 funding and used it to support a variety of impaired driving countermeasures. Law enforcement programs involved, the Lawton Police Department, the Oklahoma City Police Department, the Tulsa County Sheriff's Office, the Tulsa Police Department and the Oklahoma Highway Patrol. Those funds provided for the distribution of new Intoxilizer 8000's, programs and activities of the State Judicial Educator, DUI Court programs, TMPA's LEADRs support, Paid Media and OHSO Program Area Management costs. **See 2008 Final Reimbursement Voucher for details of project expenditures.**

Statewide Traffic Safety Marketing Campaign

Tulsa CRASHs Court State Judicial Educator (Tulsa CSC)

Intoxilizers (Oklahoma Board of Chemical Tests)

Lawton Traffic Enforcement

Norman PD (ARIDE/DRE)

Oklahoma City Traffic Enforcement

Oklahoma County SO Traffic Enforcement

Statewide Impaired Driving Enforcement Program (OHP)

Tulsa Traffic Enforcement

Tulsa County SO Traffic Enforcement

### **Section 2010 Motorcycle Safety Grant**

OHSO qualified for Section 2010 funding. Those funds were used to support the efforts of the State Motorcycle Safety Advisory Committee and the Oklahoma Highway Patrol. In addition, they were used for Paid Media advertising and In-House safety materials. **See 2008 Final Reimbursement Voucher for details of project expenditures.**

OHP Motorcycle Safety Program

Statewide Traffic Safety Marketing Campaign

## Legislative Summary

During Oklahoma's 2008 Legislative Session, a number of bills with potential to affect traffic safety were introduced. Highlights of introduced bills which were supported by OHSO and the Oklahoma Department of Public Safety included:

- Alcohol/Impaired Driving

SB 1164, SB 1530, HB 3010, HB 3080.

Attempts to enhance state social host law to provide increased penalties, eliminate current required death condition, etc. Which would have more closely mirrored many municipal laws enacted in recent years, and would have required ignition interlock after first conviction and to allow judges to reinstate DL for hardship.

- Child Passenger Safety

SB 1568, HB 2456.

Attempts to raise minimum age for child restraint use from 6 to 8 years of age.

- Occupant Protection

SB 51, SB 1169, HB 3052.

Attempts to increase seat belt fine.

- Driver License

SB 1724, SB 1599, SB 1945, HB 2441, HB 2500, HB 2578, HB 2615, HB 2818, NB 2964, HB 3225.

Attempts to increase fine for NO DL, restrict cell phone use by GDL license holders, limit hours of GDL operation, unrestricted GDL use for farm vehicle operators, create felony for injury collision while under suspension, establish parental DL record access, label DL for DUI Offender, etc.

- Motor Vehicle Inspection/Safety

SB 1516, HB 2961, HCR 1053.

Attempts to reinstate Oklahoma Motor Vehicle Inspection Program.

- Motor Vehicle Operation

HB 2213, HB 2572, HB 2474, HB 2597, HB 2932.

Attempts to restrict cell phone use by all drivers, minors, school bus drivers, create state inattentive driving law, endangering highway worker law.

Only two of the bills listed were eventually enacted (although not necessarily with initial bill number cited). They included HB 2474, which modified Title 47: 11-1303 and creates the offense of endangering highway construction worker. SB 1945, affects Title 47: 6-105 and modifies GDL to provide for unrestricted use if engaged in farming or ranching operations, including driving to and from work, school, school activities, or church activities.

### **Media Campaign Overview**

Drunk Driving. Over the Limit. Under Arrest.

- Thanksgiving: November 21 – 25, 2007
- New Years: December 23, 2007 – January 2, 2008
- July 4th: June 28 – July 7, 2008
- Labor Day: August 13 – September 1, 2008
  - Total media dollars spent: \$395,000
    - TV: \$240,000
    - Radio: \$109,000
    - Interactive: \$18,000
    - Outdoor: \$28,000
  - Total campaign impressions: 20,010,476
    - Thanksgiving: 783,435
    - New Years: 756,520
    - July 4<sup>th</sup>: 8,549,374
    - Labor Day: 9,921,147

Commercial Motor Vehicles “Share the Road” (FMCSA funding)

- April 5 – 18, 2008
  - Total media dollars spent: \$230,000
    - TV: \$160,000
    - Radio: \$30,000
    - Outdoor: \$30,000
    - Interactive: \$10,000
  - Total campaign impressions: 17,635,933

### Click It or Ticket

- May 12 – June 1, 2008
  - Total media dollars spent: \$318,000
    - TV: \$185,000
    - Radio: \$60,000
    - Outdoor: \$50,000
    - Transit Ads: \$13,000
    - Interactive: \$10,000
  - Total campaign impressions: 31,507,174

### Motorcycle Safety Campaign

- June 9 – 21, 2008
  - Total media dollars spent: \$120,000
    - TV: \$90,000
    - Radio: \$30,000
  - Total campaign impressions: \$3,297,627

### Child Passenger Safety Seat Awareness

- September 15 – 28, 2008
  - Total media dollars spent: \$55,500
    - TV: \$35,000
    - Radio: \$14,000
    - Outdoor: \$6,500
  - Total campaign impressions: 2,400,938

Grand total media dollars spent: \$1,118,500

Grand total impressions: 74,852,148

## FY 2008 FINANCIAL INFORMATION

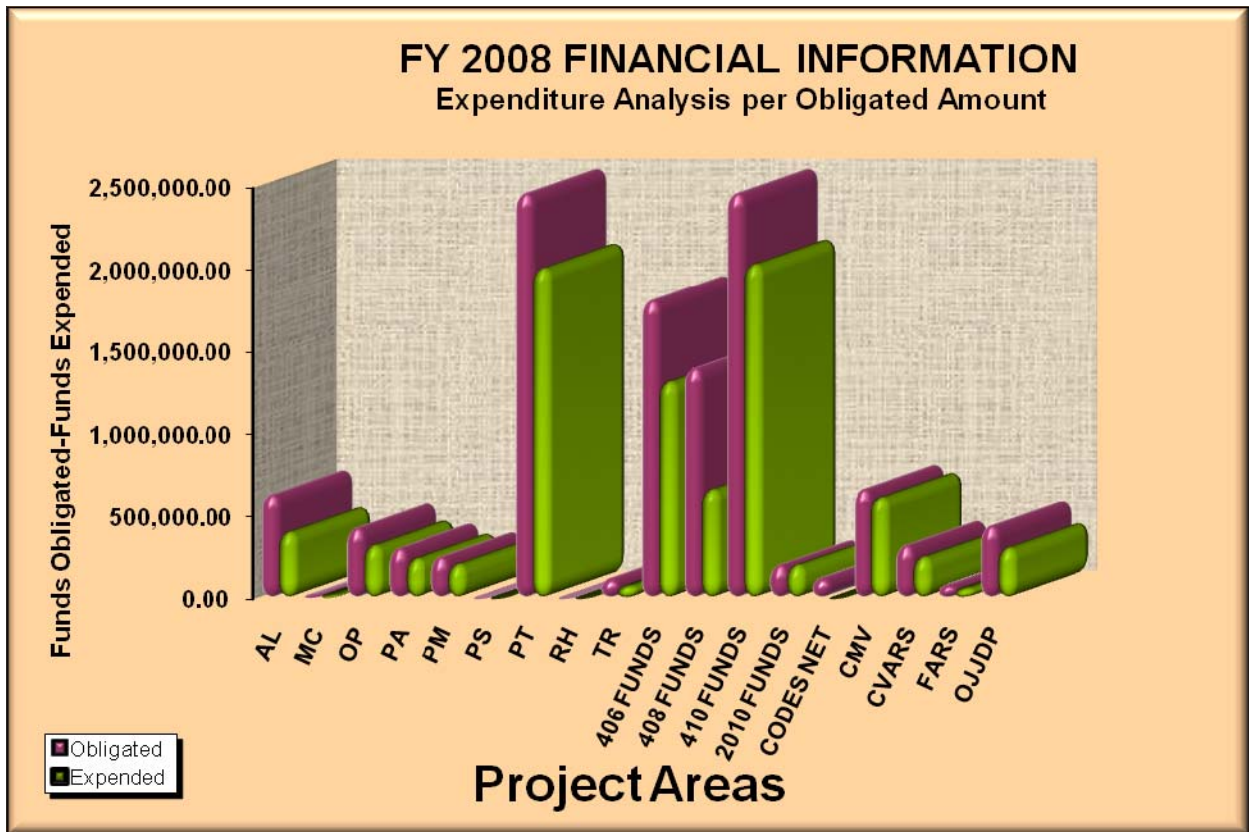
Project Area	Approved Obligated	Total Expenditure	Expenditure vs. Obligated	Expenditure vs. Total Budget
AL	627,544.13	398,135.14	63.44%	3.41%
MC	20,059.87	20,059.87	100.00%	0.17%
OP	422,000.00	317,579.29	75.26%	2.72%
PA	300,000.00	237,649.73	79.22%	2.04%
PM	247,000.00	203,100.01	82.23%	1.74%
PS	0.00	0.00	0.00%	0.00%
PT	2,457,701.55	2,003,985.85	81.54%	17.19%
RH	0.00	0.00	0.00%	0.00%
TR	116,441.29	73,364.67	63.01%	0.63%
<b>402 FUNDS</b>	<b>4,190,746.84</b>	<b>3,253,874.56</b>	<b>78%</b>	<b>27.91%</b>
406 FUNDS	1,806,810.77	1,314,273.42	72.74%	11.27%
408 FUNDS	1,395,229.20	660,894.30	47.37%	5.67%
410 FUNDS	2,457,716.27	2,027,871.35	82.51%	17.39%
2010 FUNDS	198,292.63	198,281.13	99.99%	1.70%
<b>TOTAL NHTSA FUNDS</b>	<b>10,048,795.71</b>	<b>7,455,194.76</b>	<b>74.19%</b>	<b>63.94%</b>
CODES NETWORK <sup>1</sup>	120,244.41	0.00	0.00%	0.00%
CMV <sup>2</sup>	660,726.09	611,280.69	92.52%	5.24%
CVARs <sup>3</sup>	316,580.18	246,522.24	77.87%	2.11%
FARS <sup>4</sup>	78,970.00	61,479.17	77.85%	0.53%
OJJDP <sup>5</sup>	435,000.00	302,908.36	69.63%	2.60%
<b>TOTAL OF ALL FUNDS</b>	<b>11,660,316.39</b>	<b>8,677,385.22</b>	<b>74.42%</b>	<b>74.42%</b>

1. CODES Network is a multiple year agreement. No expenditures for this FY.
2. CMV references FMCSA cooperative agreements.
3. CVARS is a multiple year agreement. The beginning balance is actual expenditures in FY 2008 plus actual remaining balance.
4. FARS is a multiple year Cooperative Agreement; the obligated amount is based on agreement modifications received during the FY 2008. The expenditures are actual expenditures during the fiscal year, from October 1, 2007 thru September 30, 2008.
5. OJJDP represent several grants and multiple year agreements; the obligated amount is actual expenditures in FY2008 plus remaining balance.

NOTE: Charts and graphs represent federal dollars only.



Project Area	Approved Obligated	Total Expenditure
AL	627,544.13	398,135.14
MC	20,059.87	20,059.87
OP	422,000.00	317,579.29
PA	300,000.00	237,649.73
PM	247,000.00	203,100.01
PS	0.00	0.00
PT	2,457,701.55	2,003,985.85
RH	0.00	0.00
TR	116,441.29	73,364.67
406 FUNDS	1,806,810.77	1,314,273.42
408 FUNDS	1,395,229.20	660,894.30
410 FUNDS	2,457,716.27	2,027,871.35
2010 FUNDS	198,292.63	198,281.13
CODES NET	120,244.41	0.00
CMV	660,726.09	611,280.69
CVARS	316,580.18	246,522.24
FARS	78,970.00	61,479.17
OJJD	435,000.00	302,908.36

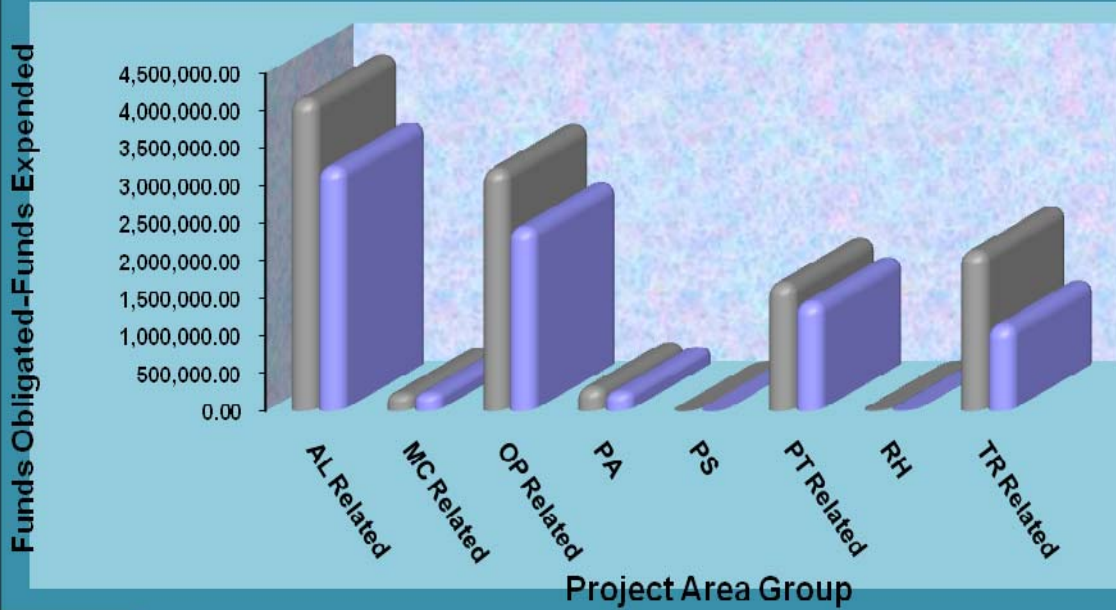


## FY2008 FINANCIAL INFORMATION

### Obligations and Expenditures by Project Area Group

Project Area	Approved Obligated	Total Expenditure
AL	627,544.13	398,135.14
OJJDP	435,000.00	302,908.36
PT funds for AL (25%)	614,425.39	500,996.46
410 FUNDS	<u>2,457,716.27</u>	<u>2,027,871.35</u>
<b>Alcohol Related Projects</b>	<b><u>4,134,685.79</u></b>	<b><u>3,229,911.31</u></b>
MC	20,059.87	20,059.87
2010 FUNDS	<u>198,292.63</u>	<u>198,281.13</u>
<b>Motorcycle Related Projects</b>	<b><u>218,352.50</u></b>	<b><u>218,341.00</u></b>
OP	422,000.00	317,579.29
PM	247,000.00	203,100.01
PT funds for OP (30%)	737,310.47	601,195.76
406 FUNDS	<u>1,796,370.77</u>	<u>1,303,833.42</u>
<b>Occ. Protect Related Projects</b>	<b><u>3,202,681.24</u></b>	<b><u>2,425,708.48</u></b>
<b>PA</b>	<b><u>300,000.00</u></b>	<b><u>237,649.73</u></b>
PS	<u>0.00</u>	<u>0.00</u>
PT	1,105,965.70	901,793.63
CMV	<u>580,000.00</u>	<u>530,555.09</u>
<b>PT Related Projects</b>	<b><u>1,685,965.70</u></b>	<b><u>1,432,348.72</u></b>
RH	0.00	0.00
406 FUNDS	<u>10,440.00</u>	<u>10,440.00</u>
<b>RH</b>	<b><u>10,440.00</u></b>	<b><u>10,440.00</u></b>
TR	116,441.29	73,364.67
408 FUNDS	1,395,229.20	660,894.30
CODES NETWORK	120,244.41	0.00
CMV	80,726.09	80,725.60
CVARS	316,580.18	246,522.24
FARS	78,970.00	61,479.17
<b>Traffic Records Related Projects</b>	<b><u>2,108,191.17</u></b>	<b><u>1,122,985.98</u></b>
<b>TOTAL OF ALL FUNDS</b>	<b><u>\$ 11,660,316.39</u></b>	<b><u>\$ 8,677,385.22</u></b>

FY2008 FINANCIAL INFORMATION  
Obligation and Expenditures by Project Area Group



■ Obligated  
■ Expended

**U.S. Department of Transportation National Highway Traffic Safety Administration  
Federal Reimbursement Voucher**

State: Oklahoma

Reimbursement Info: Total: \$.00

**2008 - FINAL**

For Approval

Report Date: 12/31/2008

Claim Period: 09/30/2008 - 09/30/2008

Not Posted In DELPHI

Program Area	Project	Description	HCS Federal Funds Obligated	Share to Local Benefit	State/Federal Cost to Date	Federal Funds Expended	Fed Previous Amount Claimed	Fed Funds Claimed this Period
<b>NHTSA</b>								
<b>Planning and Administration</b>								
	PA-2008-07-01-00	Planning & Administration	\$237,649.73	\$ .00	\$564,145.21	\$237,649.73	\$237,649.73	\$ .00
	<b>Planning and Administration Total</b>		<b>\$237,649.73</b>	<b>\$ .00</b>	<b>\$564,145.21</b>	<b>\$237,649.73</b>	<b>\$237,649.73</b>	<b>\$ .00</b>
<b>Alcohol</b>								
	AL-2008-02-01-11	Comm Serv Council - CRASHs Court	\$72,722.03	\$72,722.03	\$72,722.03	\$72,722.03	\$72,722.03	\$ .00
	AL-2008-02-02-05	District Attorney's Council	\$71,781.83	\$71,781.83	\$71,781.83	\$71,781.83	\$71,781.83	\$ .00
	AL-2008-02-03-08	Norman P D - DEC	\$36,332.03	\$36,332.03	\$36,332.03	\$36,332.03	\$36,332.03	\$ .00
	AL-2008-02-04-07	OK Assoc of Chief's of Police - SFST Tra	\$79,667.00	\$67,982.40	\$79,667.00	\$79,667.00	\$79,667.00	\$ .00
	AL-2008-03-01-02	Shawnee P D	\$49,169.69	\$49,169.69	\$49,169.69	\$49,169.69	\$49,169.69	\$ .00
	AL-2008-03-02-00	Brd of Test	\$6,533.70	\$6,533.70	\$6,533.70	\$6,533.70	\$6,533.70	\$ .00
	AL-2008-07-01-00	Program Area Management	\$81,928.86	\$ .00	\$81,928.86	\$81,928.86	\$81,928.86	\$ .00
	<b>Alcohol Total</b>		<b>\$398,135.14</b>	<b>\$304,521.68</b>	<b>\$398,135.14</b>	<b>\$398,135.14</b>	<b>\$398,135.14</b>	<b>\$ .00</b>
<b>Motorcycle Safety</b>								
	MC-2008-07-01-00	Program Area Management	\$20,059.87	\$ .00	\$20,059.87	\$20,059.87	\$20,059.87	\$ .00
	<b>Motorcycle Safety Total</b>		<b>\$20,059.87</b>	<b>\$ .00</b>	<b>\$20,059.87</b>	<b>\$20,059.87</b>	<b>\$20,059.87</b>	<b>\$ .00</b>
<b>Occupant Protection</b>								
	OP-2008-02-02-07	OK State Dept of Health	\$113,051.50	\$113,051.50	\$113,051.50	\$113,051.50	\$113,051.50	\$ .00
	OP-2008-04-01-00	PI&E - In-House Programs	\$147.00	\$ .00	\$147.00	\$147.00	\$147.00	\$ .00
	OP-2008-05-01-00	Seat Belt & Child Restraint Surveys	\$50,002.00	\$ .00	\$50,002.00	\$50,002.00	\$50,002.00	\$ .00
	OP-2008-07-01-00	Program Area Management	\$154,378.79	\$ .00	\$154,378.79	\$154,378.79	\$154,378.79	\$ .00
	<b>Occupant Protection Total</b>		<b>\$317,579.29</b>	<b>\$113,051.50</b>	<b>\$317,579.29</b>	<b>\$317,579.29</b>	<b>\$317,579.29</b>	<b>\$ .00</b>
<b>Police Traffic Services</b>								
	PT-2008-02-01-00	Professional Development for LE	\$582.28	\$ .00	\$582.28	\$582.28	\$582.28	\$ .00
	PT-2008-03-01-05	Altus P D	\$21,266.29	\$21,266.29	\$21,266.29	\$21,266.29	\$21,266.29	\$ .00
	PT-2008-03-02-04	Beaver County S O	\$24,636.96	\$24,636.96	\$24,636.96	\$24,636.96	\$24,636.96	\$ .00
	PT-2008-03-03-05	Bethany P D	\$24,000.00	\$24,000.00	\$24,000.00	\$24,000.00	\$24,000.00	\$ .00
	PT-2008-03-04-07	Bixby P D	\$29,248.35	\$29,248.35	\$29,248.35	\$29,248.35	\$29,248.35	\$ .00

**U.S. Department of Transportation National Highway Traffic Safety Administration  
Federal Reimbursement Voucher**

State: Oklahoma

**2008 - FINAL**

Report Date: 12/31/2008

Reimbursement Info: Total: \$.00

For Approval

Claim Period: 09/30/2008 - 09/30/2008

Not Posted In DELPHI

Program Area	Project	Description	HCS Federal Funds Obligated	Share to Local Benefit	State/Federal Cost to Date	Federal Funds Expended	Fed Previous Amount Claimed	Fed Funds Claimed this Period
	PT-2008-03-05-08	Broken Arrow P D	\$57,955.30	\$57,955.30	\$57,955.30	\$57,955.30	\$57,955.30	\$.00
	PT-2008-03-06-02	Cherokee County S O	\$23,194.57	\$23,194.57	\$23,194.57	\$23,194.57	\$23,194.57	\$.00
	PT-2008-03-07-04	Choctaw P D	\$13,500.00	\$13,500.00	\$13,500.00	\$13,500.00	\$13,500.00	\$.00
	PT-2008-03-08-01	Collinsville P D	\$11,553.12	\$11,553.12	\$11,553.12	\$11,553.12	\$11,553.12	\$.00
	PT-2008-03-09-05	Durant P D	\$32,593.87	\$32,593.87	\$32,593.87	\$32,593.87	\$32,593.87	\$.00
	PT-2008-03-10-10	Edmond P D	\$63,833.84	\$63,833.84	\$63,833.84	\$63,833.84	\$63,833.84	\$.00
	PT-2008-03-11-05	El Reno P D	\$28,936.17	\$28,936.17	\$28,936.17	\$28,936.17	\$28,936.17	\$.00
	PT-2008-03-12-04	Enid P D	\$38,000.00	\$38,000.00	\$38,000.00	\$38,000.00	\$38,000.00	\$.00
	PT-2008-03-13-05	Guthrie P D	\$16,668.04	\$16,668.04	\$16,668.04	\$16,668.04	\$16,668.04	\$.00
	PT-2008-03-14-02	Kay County S O	\$39,725.61	\$39,725.61	\$39,725.61	\$39,725.61	\$39,725.61	\$.00
	PT-2008-03-15-05	Lawton P D	\$100,000.00	\$100,000.00	\$100,000.00	\$100,000.00	\$100,000.00	\$.00
	PT-2008-03-16-05	Midwest City P D	\$58,000.00	\$58,000.00	\$58,000.00	\$58,000.00	\$58,000.00	\$.00
	PT-2008-03-17-03	Moore P D	\$39,741.90	\$39,741.90	\$39,741.90	\$39,741.90	\$39,741.90	\$.00
	PT-2008-03-18-05	Norman P D	\$103,864.79	\$103,864.79	\$103,864.79	\$103,864.79	\$103,864.79	\$.00
	PT-2008-03-19-04	Oklahoma City P D	\$129,856.24	\$129,856.24	\$129,856.24	\$129,856.24	\$129,856.24	\$.00
	PT-2008-03-20-05	Oklahoma County S O	\$187,051.31	\$187,051.31	\$187,051.31	\$187,051.31	\$187,051.31	\$.00
	PT-2008-03-21-07	OHP	\$.00	\$.00	\$577,489.26	\$.00	\$.00	\$.00
	PT-2008-03-22-03	Owasso P D	\$92,000.00	\$92,000.00	\$92,000.00	\$92,000.00	\$92,000.00	\$.00
	PT-2008-03-23-01	Ponca City P D	\$49,706.64	\$49,706.64	\$49,706.64	\$49,706.64	\$49,706.64	\$.00
	PT-2008-03-24-04	Purcell P D	\$19,069.82	\$19,069.82	\$19,069.82	\$19,069.82	\$19,069.82	\$.00
	PT-2008-03-25-05	Sand Springs P D	\$21,300.00	\$21,300.00	\$21,300.00	\$21,300.00	\$21,300.00	\$.00
	PT-2008-03-26-07	Sapulpa P D	\$64,532.51	\$64,532.51	\$64,532.51	\$64,532.51	\$64,532.51	\$.00
	PT-2008-03-27-05	Stillwater P D	\$11,940.70	\$11,940.70	\$11,940.70	\$11,940.70	\$11,940.70	\$.00
	PT-2008-03-28-06	Tahlequah P D	\$23,684.09	\$23,684.09	\$23,684.09	\$23,684.09	\$23,684.09	\$.00
	PT-2008-03-29-07	Tulsa County S O	\$89,751.81	\$89,751.81	\$89,751.81	\$89,751.81	\$89,751.81	\$.00
	PT-2008-03-30-12	Tulsa P D	\$105,000.00	\$105,000.00	\$105,000.00	\$105,000.00	\$105,000.00	\$.00
	PT-2008-03-31-04	Village, The P D	\$8,821.79	\$8,821.79	\$8,821.79	\$8,821.79	\$8,821.79	\$.00
	PT-2008-03-32-00	Mobilization Incentives	\$49,660.86	\$42,820.86	\$49,660.86	\$49,660.86	\$49,660.86	\$.00
	PT-2008-03-33-01	OHP - LELs	\$55,255.33	\$.00	\$55,255.33	\$55,255.33	\$55,255.33	\$.00

**U.S. Department of Transportation National Highway Traffic Safety Administration  
Federal Reimbursement Voucher**

State: Oklahoma

**2008 - FINAL**

Report Date: 12/31/2008

Reimbursement Info: Total: \$.00

For Approval

Claim Period: 09/30/2008 - 09/30/2008

Not Posted In DELPHI

Program Area	Project	Description	HCS Federal Funds Obligated	Share to Local Benefit	State/Federal Cost to Date	Federal Funds Expended	Fed Previous Amount Claimed	Fed Funds Claimed this Period
	PT-2008-04-01-00	PI&E - In-House Programs	\$6,870.68	\$0.00	\$6,870.68	\$6,870.68	\$6,870.68	\$0.00
	PT-2008-04-02-04	OK University - Conf Planning	\$49,149.23	\$0.00	\$49,149.23	\$49,149.23	\$49,149.23	\$0.00
	PT-2008-07-01-00	Program Area Management	\$313,033.75	\$0.00	\$313,033.75	\$313,033.75	\$313,033.75	\$0.00
<b>Police Traffic Services Total</b>			<b>\$2,003,985.85</b>	<b>\$1,572,254.58</b>	<b>\$2,581,475.11</b>	<b>\$2,003,985.85</b>	<b>\$2,003,985.85</b>	<b>\$0.00</b>
<b>Traffic Records</b>								
	TR-2008-05-01-00	Oklahoma Press - Print Evaluation	\$1,377.65	\$0.00	\$1,377.65	\$1,377.65	\$1,377.65	\$0.00
	TR-2008-07-01-00	Program Area Management	\$71,987.02	\$0.00	\$71,987.02	\$71,987.02	\$71,987.02	\$0.00
<b>Traffic Records Total</b>			<b>\$73,364.67</b>	<b>\$0.00</b>	<b>\$73,364.67</b>	<b>\$73,364.67</b>	<b>\$73,364.67</b>	<b>\$0.00</b>
<b>Paid Advertising</b>								
	PM-2008-02-01-02	Advertisement - Media	\$20,100.01	\$0.00	\$20,100.01	\$20,100.01	\$20,100.01	\$0.00
	PM-2008-04-02-00	Sports Marketing	\$183,000.00	\$0.00	\$183,000.00	\$183,000.00	\$183,000.00	\$0.00
<b>Paid Advertising Total</b>			<b>\$203,100.01</b>	<b>\$0.00</b>	<b>\$203,100.01</b>	<b>\$203,100.01</b>	<b>\$203,100.01</b>	<b>\$0.00</b>
<b>NHTSA 402 Total</b>			<b>\$3,253,874.56</b>	<b>\$1,989,827.76</b>	<b>\$4,157,859.30</b>	<b>\$3,253,874.56</b>	<b>\$3,253,874.56</b>	<b>\$0.00</b>
<b>NHTSA 406</b>								
	K4PM-2008-02-01-02	Advertisement - Media	\$531,614.92	\$0.00	\$531,614.92	\$531,614.92	\$531,614.92	\$0.00
	K4PM-2008-04-02-00	Learfield Sports - OU	\$170,000.00	\$0.00	\$170,000.00	\$170,000.00	\$170,000.00	\$0.00
<b>406 Safety Belts Paid Media Total</b>			<b>\$701,614.92</b>	<b>\$0.00</b>	<b>\$701,614.92</b>	<b>\$701,614.92</b>	<b>\$701,614.92</b>	<b>\$0.00</b>
<b>406 Occupant Protection</b>								
	K4OP-2008-02-01-09	EMSA	\$88,084.48	\$0.00	\$88,084.48	\$88,084.48	\$88,084.48	\$0.00
	K4OP-2008-02-02-08	Latino Comm Development Agency	\$68,674.33	\$0.00	\$68,674.33	\$68,674.33	\$68,674.33	\$0.00
	K4OP-2008-02-03-08	Tulsa SafeKids	\$41,999.20	\$0.00	\$41,999.20	\$41,999.20	\$41,999.20	\$0.00
	K4OP-2008-02-04-10	OK SafeKids Coalition	\$51,018.22	\$0.00	\$51,018.22	\$51,018.22	\$51,018.22	\$0.00
<b>406 Occupant Protection Total</b>			<b>\$249,776.23</b>	<b>\$0.00</b>	<b>\$249,776.23</b>	<b>\$249,776.23</b>	<b>\$249,776.23</b>	<b>\$0.00</b>
<b>406 Police Traffic Services</b>								
	K4PT-2008-03-01-02	OHP	\$141,973.71	\$0.00	\$141,973.71	\$141,973.71	\$141,973.71	\$0.00
	K4PT-2008-03-02-05	OSU P D	\$60,477.50	\$0.00	\$60,477.50	\$60,477.50	\$60,477.50	\$0.00
	K4PT-2008-03-03-01	OHP - LELs	\$149,991.06	\$0.00	\$149,991.06	\$149,991.06	\$149,991.06	\$0.00
<b>406 Police Traffic Services Total</b>			<b>\$352,442.27</b>	<b>\$0.00</b>	<b>\$352,442.27</b>	<b>\$352,442.27</b>	<b>\$352,442.27</b>	<b>\$0.00</b>

**U.S. Department of Transportation National Highway Traffic Safety Administration  
Federal Reimbursement Voucher**

State: Oklahoma

**2008 - FINAL**

Report Date: 12/31/2008

Reimbursement Info: Total: \$.00

For Approval

Claim Period: 09/30/2008 - 09/30/2008

Not Posted In DELPHI

Program Area	Project	Description	HCS Federal Funds Obligated	Share to Local Benefit	State/Federal Cost to Date	Federal Funds Expended	Fed Previous Amount Claimed	Fed Funds Claimed this Period
<b>406 Railroad/Highway Crossings</b>								
	K4RH-2008-02-01-04	Oklahoma Operation Lifesaver	\$10,440.00	\$ .00	\$10,440.00	\$10,440.00	\$10,440.00	\$ .00
<b>406 Railroad/Highway Crossings Total</b>			<b>\$10,440.00</b>	<b>\$ .00</b>	<b>\$10,440.00</b>	<b>\$10,440.00</b>	<b>\$10,440.00</b>	<b>\$ .00</b>
<b>NHTSA 406 Total</b>			<b>\$1,314,273.42</b>	<b>\$ .00</b>	<b>\$1,314,273.42</b>	<b>\$1,314,273.42</b>	<b>\$1,314,273.42</b>	<b>\$ .00</b>
<b>408 Data Program SAFETEA-LU</b>								
	K9-2008-02-01-02	OK State Dept of Health - NEMESIS	\$207,868.89	\$ .00	\$207,868.89	\$207,868.89	\$207,868.89	\$ .00
	K9-2008-04-01-00	PI&E - In-House Programs	\$ .00	\$ .00	\$165,223.58	\$ .00	\$ .00	\$ .00
	K9-2008-06-01-01	OK Dept of Health - State Data Linkage P	\$63,292.52	\$ .00	\$63,292.52	\$63,292.52	\$63,292.52	\$ .00
	K9-2008-06-02-05	OU - Crash Reporting	\$51,534.61	\$ .00	\$51,534.61	\$51,534.61	\$51,534.61	\$ .00
	K9-2008-06-03-02	TraCS Support Fees - Iowa	\$25,000.00	\$ .00	\$25,000.00	\$25,000.00	\$25,000.00	\$ .00
	K9-2008-06-05-01	BIS - Collision Data Import Project	\$31,000.00	\$ .00	\$31,000.00	\$31,000.00	\$31,000.00	\$ .00
	K9-2008-06-06-01	DPS TraCS/Traffic Records Support	\$77,183.68	\$ .00	\$77,183.68	\$77,183.68	\$77,183.68	\$ .00
	K9-2008-06-07-02	OU Software Development & Integration	\$196,364.60	\$ .00	\$196,364.60	\$196,364.60	\$196,364.60	\$ .00
	K9-2008-06-09-00	DPS - TracS Servers	\$8,650.00	\$ .00	\$8,650.00	\$8,650.00	\$8,650.00	\$ .00
<b>408 Data Program Incentive Total</b>			<b>\$660,894.30</b>	<b>\$ .00</b>	<b>\$826,117.88</b>	<b>\$660,894.30</b>	<b>\$660,894.30</b>	<b>\$ .00</b>
<b>408 Data Program SAFETEA-LU Total</b>			<b>\$660,894.30</b>	<b>\$ .00</b>	<b>\$826,117.88</b>	<b>\$660,894.30</b>	<b>\$660,894.30</b>	<b>\$ .00</b>
<b>410 Alcohol SAFETEA-LU</b>								
	K8-2008-02-02-01	Comm Services Council - Judicial Educ	\$46,463.03	\$ .00	\$46,463.03	\$46,463.03	\$46,463.03	\$ .00
	K8-2008-03-01-02	Brd of Tests - Intoxilizer Purchase	\$512,194.00	\$ .00	\$512,194.00	\$512,194.00	\$512,194.00	\$ .00
	K8-2008-03-02-01	Lawton P D	\$28,946.46	\$ .00	\$28,946.46	\$28,946.46	\$28,946.46	\$ .00
	K8-2008-03-03-01	Oklahoma City P D	\$100,000.00	\$ .00	\$100,000.00	\$100,000.00	\$100,000.00	\$ .00
	K8-2008-03-04-01	Oklahoma County S O	\$14,842.32	\$ .00	\$14,842.32	\$14,842.32	\$14,842.32	\$ .00
	K8-2008-03-05-02	OHP	\$493,235.60	\$ .00	\$493,235.60	\$493,235.60	\$493,235.60	\$ .00
	K8-2008-03-06-01	Tulsa County S O	\$50,000.00	\$ .00	\$50,000.00	\$50,000.00	\$50,000.00	\$ .00
	K8-2008-03-07-01	Tulsa P D	\$43,407.17	\$ .00	\$43,407.17	\$43,407.17	\$43,407.17	\$ .00
	K8-2008-03-08-01	Norman PD	\$5,277.00	\$ .00	\$5,277.00	\$5,277.00	\$5,277.00	\$ .00
	K8-2008-04-01-00	DUI Court Training/Travel	\$8,683.19	\$ .00	\$8,683.19	\$8,683.19	\$8,683.19	\$ .00

**U.S. Department of Transportation National Highway Traffic Safety Administration  
Federal Reimbursement Voucher**

State: Oklahoma

**2008 - FINAL**

Report Date: 12/31/2008

Reimbursement Info: Total: \$.00

For Approval

Claim Period: 09/30/2008 - 09/30/2008

Not Posted In DELPHI

Program Area	Project	Description	HCS Federal Funds Obligated	Share to Local Benefit	State/Federal Cost to Date	Federal Funds Expended	Fed Previous Amount Claimed	Fed Funds Claimed this Period
	K8-2008-06-01-02	TX Municipal Police - LEADERS Tech Suppo	\$35,000.00	\$0.00	\$35,000.00	\$35,000.00	\$35,000.00	\$0.00
	K8-2008-07-01-00	Program Area Management	\$13,822.58	\$0.00	\$689,712.10	\$13,822.58	\$13,822.58	\$0.00
<b>410 Alcohol SAFETEA-LU Total</b>			<b>\$1,351,871.35</b>	<b>\$0.00</b>	<b>\$2,027,760.87</b>	<b>\$1,351,871.35</b>	<b>\$1,351,871.35</b>	<b>\$0.00</b>
<b>410 Alcohol SAFETEA-LU Paid Media</b>								
	K8PM-2008-02-01-02	Advertisement - Media	\$676,000.00	\$0.00	\$676,000.00	\$676,000.00	\$676,000.00	\$0.00
<b>410 Alcohol SAFETEA-LU Paid Media Total</b>			<b>\$676,000.00</b>	<b>\$0.00</b>	<b>\$676,000.00</b>	<b>\$676,000.00</b>	<b>\$676,000.00</b>	<b>\$0.00</b>
<b>410 Alcohol SAFETEA-LU Total</b>			<b>\$2,027,871.35</b>	<b>\$0.00</b>	<b>\$2,703,760.87</b>	<b>\$2,027,871.35</b>	<b>\$2,027,871.35</b>	<b>\$0.00</b>
<b>2010 Motorcycle Safety</b>								
	K6-2008-02-01-02	Advertisement - Media	\$176,292.63	\$0.00	\$176,292.63	\$176,292.63	\$176,292.63	\$0.00
	K6-2008-03-01-02	OHP	\$21,988.50	\$0.00	\$21,988.50	\$21,988.50	\$21,988.50	\$0.00
<b>2010 Motorcycle Safety Incentive Total</b>			<b>\$198,281.13</b>	<b>\$0.00</b>	<b>\$198,281.13</b>	<b>\$198,281.13</b>	<b>\$198,281.13</b>	<b>\$0.00</b>
<b>2010 Motorcycle Safety Total</b>			<b>\$198,281.13</b>	<b>\$0.00</b>	<b>\$198,281.13</b>	<b>\$198,281.13</b>	<b>\$198,281.13</b>	<b>\$0.00</b>
<b>NHTSA Total</b>			<b>\$7,455,194.76</b>	<b>\$1,989,827.76</b>	<b>\$9,200,292.60</b>	<b>\$7,455,194.76</b>	<b>\$7,455,194.76</b>	<b>\$0.00</b>
<b>Total</b>			<b>\$7,455,194.76</b>	<b>\$1,989,827.76</b>	<b>\$9,200,292.60</b>	<b>\$7,455,194.76</b>	<b>\$7,455,194.76</b>	<b>\$0.00</b>



**U.S. Department of Transportation National Highway Traffic Safety Administration**

**VOU Match Review**

**2008 - FINAL**

For Approval

State: Oklahoma

Report Date: 12/31/2008

Program Area	Project	Obligation Limitation (A)	State Match (B)	Current FY (C)	Carry Forward (D)	Share to Local (E)	PA State Match (F)	PA Federal Funds (G)
<b>NHTSA</b>								
<b>NHTSA 402</b>								
<b>Planning and Administration</b>								
	PA-2008-07-01-00		\$326,495.48 58%	\$237,649.73		\$0.00 0%	\$326,495.48 58%	\$237,649.73 100%
<b>Planning and Administration Total</b>			<b>\$326,495.48 58%</b>	<b>\$237,649.73</b>		<b>\$0.00 0%</b>	<b>\$326,495.48 58%</b>	<b>\$237,649.73 100%</b>
<b>Alcohol</b>								
	AL-2008-02-03-08		\$0.00 0%	\$36,332.03		\$36,332.03 100%		
	AL-2008-02-04-07		\$0.00 0%	\$79,667.00		\$67,982.40 85%		
	AL-2008-03-01-02		\$0.00 0%	\$49,169.69		\$49,169.69 100%		
	AL-2008-07-01-00		\$0.00 0%	\$81,928.86		\$0.00 0%		
	AL-2008-02-02-05		\$0.00 0%	\$71,781.83		\$71,781.83 100%		
	AL-2008-02-01-11		\$0.00 0%	\$72,722.03		\$72,722.03 100%		
	AL-2008-03-02-00		\$0.00 0%	\$6,533.70		\$6,533.70 100%		
<b>Alcohol Total</b>			<b>\$0.00 0%</b>	<b>\$398,135.14</b>		<b>\$304,521.68 76%</b>		
<b>Motorcycle Safety</b>								
	MC-2008-07-01-00		\$0.00 0%	\$20,059.87		\$0.00 0%		
<b>Motorcycle Safety Total</b>			<b>\$0.00 0%</b>	<b>\$20,059.87</b>		<b>\$0.00 0%</b>		

**U.S. Department of Transportation National Highway Traffic Safety Administration**

**VOU Match Review**

**2008 - FINAL**

For Approval

State: Oklahoma

Report Date: 12/31/2008

Program Area	Project	Obligation Limitation (A)	State Match (B)	Current FY (C)	Carry Forward (D)	Share to Local (E)	PA State Match (F)	PA Federal Funds (G)
<b>Occupant Protection</b>								
	OP-2008-02-02-07		\$0.00 0%	\$113,051.50		\$113,051.50 100%		
	OP-2008-04-01-00		\$0.00 0%	\$147.00		\$0.00 0%		
	OP-2008-05-01-00		\$0.00 0%	\$50,002.00		\$0.00 0%		
	OP-2008-07-01-00		\$0.00 0%	\$154,378.79		\$0.00 0%		
	<b>Occupant Protection Total</b>		<b>\$0.00 0%</b>	<b>\$317,579.29</b>		<b>\$113,051.50 36%</b>		
<b>Police Traffic Services</b>								
	PT-2008-02-01-00		\$0.00 0%	\$582.28		\$0.00 0%		
	PT-2008-07-01-00		\$0.00 0%	\$313,033.75		\$0.00 0%		
	PT-2008-04-02-04		\$0.00 0%	\$49,149.23		\$0.00 0%		
	PT-2008-04-01-00		\$0.00 0%	\$6,870.68		\$0.00 0%		
	PT-2008-03-01-05		\$0.00 0%	\$21,266.29		\$21,266.29 100%		
	PT-2008-03-02-04		\$0.00 0%	\$24,636.96		\$24,636.96 100%		
	PT-2008-03-03-05		\$0.00 0%	\$24,000.00		\$24,000.00 100%		
	PT-2008-03-04-07		\$0.00 0%	\$29,248.35		\$29,248.35 100%		
	PT-2008-03-05-08		\$0.00 0%	\$57,955.30		\$57,955.30 100%		

**U.S. Department of Transportation National Highway Traffic Safety Administration**

**VOU Match Review**

**2008 - FINAL**

For Approval

State: Oklahoma

Report Date: 12/31/2008

Program Area	Project	Obligation Limitation (A)	State Match (B)	Current FY (C)	Carry Forward (D)	Share to Local (E)	PA State Match (F)	PA Federal Funds (G)
	PT-2008-03-06-02		\$0.00 0%	\$23,194.57		\$23,194.57 100%		
	PT-2008-03-07-04		\$0.00 0%	\$13,500.00		\$13,500.00 100%		
	PT-2008-03-08-01		\$0.00 0%	\$11,553.12		\$11,553.12 100%		
	PT-2008-03-09-05		\$0.00 0%	\$32,593.87		\$32,593.87 100%		
	PT-2008-03-10-10		\$0.00 0%	\$63,833.84		\$63,833.84 100%		
	PT-2008-03-11-05		\$0.00 0%	\$28,936.17		\$28,936.17 100%		
	PT-2008-03-12-04		\$0.00 0%	\$38,000.00		\$38,000.00 100%		
	PT-2008-03-13-05		\$0.00 0%	\$16,668.04		\$16,668.04 100%		
	PT-2008-03-14-02		\$0.00 0%	\$39,725.61		\$39,725.61 100%		
	PT-2008-03-15-05		\$0.00 0%	\$100,000.00		\$100,000.00 100%		
	PT-2008-03-16-05		\$0.00 0%	\$58,000.00		\$58,000.00 100%		
	PT-2008-03-17-03		\$0.00 0%	\$39,741.90		\$39,741.90 100%		
	PT-2008-03-18-05		\$0.00 0%	\$103,864.79		\$103,864.79 100%		
	PT-2008-03-19-04		\$0.00 0%	\$129,856.24		\$129,856.24 100%		
	PT-2008-03-20-05		\$0.00 0%	\$187,051.31		\$187,051.31 100%		

**U.S. Department of Transportation National Highway Traffic Safety Administration**

**VOU Match Review**

**2008 - FINAL**

For Approval

State: Oklahoma

Report Date: 12/31/2008

Program Area	Project	Obligation Limitation (A)	State Match (B)	Current FY (C)	Carry Forward (D)	Share to Local (E)	PA State Match (F)	PA Federal Funds (G)
	PT-2008-03-21-07		\$577,489.26 100%	\$0.00		\$0.00 0%		
	PT-2008-03-22-03		\$0.00 0%	\$92,000.00		\$92,000.00 100%		
	PT-2008-03-23-01		\$0.00 0%	\$49,706.64		\$49,706.64 100%		
	PT-2008-03-24-04		\$0.00 0%	\$19,069.82		\$19,069.82 100%		
	PT-2008-03-25-05		\$0.00 0%	\$21,300.00		\$21,300.00 100%		
	PT-2008-03-26-07		\$0.00 0%	\$64,532.51		\$64,532.51 100%		
	PT-2008-03-27-05		\$0.00 0%	\$11,940.70		\$11,940.70 100%		
	PT-2008-03-28-06		\$0.00 0%	\$23,684.09		\$23,684.09 100%		
	PT-2008-03-29-07		\$0.00 0%	\$89,751.81		\$89,751.81 100%		
	PT-2008-03-30-12		\$0.00 0%	\$105,000.00		\$105,000.00 100%		
	PT-2008-03-31-04		\$0.00 0%	\$8,821.79		\$8,821.79 100%		
	PT-2008-03-32-00		\$0.00 0%	\$49,660.86		\$42,820.86 86%		
	PT-2008-03-33-01		\$0.00 0%	\$55,255.33		\$0.00 0%		
	<b>Police Traffic Services Total</b>		<b>\$577,489.26 22%</b>	<b>\$2,003,985.85</b>		<b>\$1,572,254.58 78%</b>		

**U.S. Department of Transportation National Highway Traffic Safety Administration**

**VOU Match Review**

**2008 - FINAL**

For Approval

State: Oklahoma

Report Date: 12/31/2008

Program Area	Project	Obligation Limitation (A)	State Match (B)	Current FY (C)	Carry Forward (D)	Share to Local (E)	PA State Match (F)	PA Federal Funds (G)
<b>Traffic Records</b>								
	TR-2008-07-01-00		\$0.00 0%	\$71,987.02		\$0.00 0%		
	TR-2008-05-01-00		\$0.00 0%	\$1,377.65		\$0.00 0%		
	<b>Traffic Records Total</b>		<b>\$0.00 0%</b>	<b>\$73,364.67</b>		<b>\$0.00 0%</b>		
<b>Paid Advertising</b>								
	PM-2008-04-02-00		\$0.00 0%	\$183,000.00		\$0.00 0%		
	PM-2008-02-01-02		\$0.00 0%	\$20,100.01		\$0.00 0%		
	<b>Paid Advertising Total</b>		<b>\$0.00 0%</b>	<b>\$203,100.01</b>		<b>\$0.00 0%</b>		
	<b>NHTSA 402 Total</b>	<b>\$3,380,662.00</b>	<b>\$903,984.74 22%</b>	<b>\$2,443,426.88</b>	<b>\$810,447.68</b>	<b>\$1,989,827.76 61%</b>	<b>\$326,495.48 58%</b>	<b>\$237,649.73 7%</b>
<b>NHTSA 406</b>								
	K4PM-2008-04-02-00		\$0.00 0%	\$170,000.00		\$0.00 0%		
	K4PM-2008-02-01-02		\$0.00 0%	\$531,614.92		\$0.00 0%		
	<b>406 Safety Belts Paid Media Total</b>		<b>\$0.00 0%</b>	<b>\$701,614.92</b>		<b>\$0.00 0%</b>		
<b>406 Occupant Protection</b>								
	K4OP-2008-02-04-10		\$0.00 0%	\$51,018.22		\$0.00 0%		
	K4OP-2008-02-02-08		\$0.00 0%	\$68,674.33		\$0.00 0%		

U.S. Department of Transportation National Highway Traffic Safety Administration

VOU Match Review

2008 - FINAL

For Approval

State: Oklahoma

Report Date: 12/31/2008

Program Area	Project	Obligation Limitation (A)	State Match (B)	Current FY (C)	Carry Forward (D)	Share to Local (E)	PA State Match (F)	PA Federal Funds (G)
	K4OP-2008-02-03-08		\$0.00 0%	\$41,999.20		\$0.00 0%		
	K4OP-2008-02-01-09		\$0.00 0%	\$88,084.48		\$0.00 0%		
	<b>406 Occupant Protection Total</b>		<b>\$0.00 0%</b>	<b>\$249,776.23</b>		<b>\$0.00 0%</b>		
<b>406 Police Traffic Services</b>								
	K4PT-2008-03-01-02		\$0.00 0%	\$141,973.71		\$0.00 0%		
	K4PT-2008-03-03-01		\$0.00 0%	\$149,991.06		\$0.00 0%		
	K4PT-2008-03-02-05		\$0.00 0%	\$60,477.50		\$0.00 0%		
	<b>406 Police Traffic Services Total</b>		<b>\$0.00 0%</b>	<b>\$352,442.27</b>		<b>\$0.00 0%</b>		
<b>406 Railroad/Highway Crossings</b>								
	K4RH-2008-02-01-04		\$0.00 0%	\$10,440.00		\$0.00 0%		
	<b>406 Railroad/Highway Crossings Total</b>		<b>\$0.00 0%</b>	<b>\$10,440.00</b>		<b>\$0.00 0%</b>		
	<b>NHTSA 406 Total</b>		<b>\$0.00 0%</b>	<b>\$0.00</b>	<b>\$1,314,273.42</b>	<b>\$0.00 0%</b>		
<b>408 Data Program SAFETEA-LU</b>								
	K9-2008-06-03-02		\$0.00 0%	\$25,000.00		\$0.00 0%		
	K9-2008-06-09-00		\$0.00 0%	\$8,650.00		\$0.00 0%		

**U.S. Department of Transportation National Highway Traffic Safety Administration**

**VOU Match Review**

**2008 - FINAL**

For Approval

State: Oklahoma

Report Date: 12/31/2008

Program Area	Project	Obligation Limitation (A)	State Match (B)	Current FY (C)	Carry Forward (D)	Share to Local (E)	PA State Match (F)	PA Federal Funds (G)
	K9-2008-02-01-02		\$0.00 0%	\$207,868.89		\$0.00 0%		
	K9-2008-04-01-00		\$165,223.58 100%	\$0.00		\$0.00 0%		
	K9-2008-06-01-01		\$0.00 0%	\$63,292.52		\$0.00 0%		
	K9-2008-06-02-05		\$0.00 0%	\$51,534.61		\$0.00 0%		
	K9-2008-06-05-01		\$0.00 0%	\$31,000.00		\$0.00 0%		
	K9-2008-06-06-01		\$0.00 0%	\$77,183.68		\$0.00 0%		
	K9-2008-06-07-02		\$0.00 0%	\$196,364.60		\$0.00 0%		
	<b>408 Data Program Incentive Total</b>		<b>\$165,223.58 20%</b>	<b>\$660,894.30</b>		<b>\$0.00 0%</b>		
	<b>408 Data Program SAFETEA-LU Total</b>	<b>\$500,000.00</b>	<b>\$165,223.58 20%</b>	<b>\$0.00</b>	<b>\$660,894.30</b>	<b>\$0.00 0%</b>		
	<b>410 Alcohol SAFETEA-LU</b>							
	K8-2008-07-01-00		\$675,889.52 98%	\$13,822.58		\$0.00 0%		
	K8-2008-06-01-02		\$0.00 0%	\$35,000.00		\$0.00 0%		
	K8-2008-04-01-00		\$0.00 0%	\$8,683.19		\$0.00 0%		
	K8-2008-03-07-01		\$0.00 0%	\$43,407.17		\$0.00 0%		
	K8-2008-03-06-01		\$0.00 0%	\$50,000.00		\$0.00 0%		

**U.S. Department of Transportation National Highway Traffic Safety Administration**

**VOU Match Review**

**2008 - FINAL**

For Approval

State: Oklahoma

Report Date: 12/31/2008

Program Area	Project	Obligation Limitation (A)	State Match (B)	Current FY (C)	Carry Forward (D)	Share to Local (E)	PA State Match (F)	PA Federal Funds (G)
	K8-2008-03-05-02		\$0.00 0%	\$493,235.60		\$0.00 0%		
	K8-2008-03-04-01		\$0.00 0%	\$14,842.32		\$0.00 0%		
	K8-2008-03-03-01		\$0.00 0%	\$100,000.00		\$0.00 0%		
	K8-2008-03-02-01		\$0.00 0%	\$28,946.46		\$0.00 0%		
	K8-2008-03-01-02		\$0.00 0%	\$512,194.00		\$0.00 0%		
	K8-2008-02-02-01		\$0.00 0%	\$46,463.03		\$0.00 0%		
	K8-2008-03-08-01		\$0.00 0%	\$5,277.00		\$0.00 0%		
<b>410 Alcohol SAFETEA-LU Total</b>			<b>\$675,889.52 33%</b>	<b>\$1,351,871.35</b>		<b>\$0.00 0%</b>		
<b>410 Alcohol SAFETEA-LU Paid Media</b>								
	K8PM-2008-02-01-02		\$0.00 0%	\$676,000.00		\$0.00 0%		
<b>410 Alcohol SAFETEA-LU Paid Media Total</b>			<b>\$0.00 0%</b>	<b>\$676,000.00</b>		<b>\$0.00 0%</b>		
<b>410 Alcohol SAFETEA-LU Total</b>		<b>\$2,123,905.00</b>	<b>\$675,889.52 25%</b>	<b>\$0.00</b>	<b>\$2,027,871.35</b>	<b>\$0.00 0%</b>		
<b>2010 Motorcycle Safety</b>								
	K6-2008-02-01-02		\$0.00 0%	\$176,292.63		\$0.00 0%		
	K6-2008-03-01-02		\$0.00 0%	\$21,988.50		\$0.00 0%		



**U.S. Department of Transportation National Highway Traffic Safety Administration  
VOU Match Review**

State: Oklahoma

**2008 - FINAL**  
For Approval

Report Date: 12/31/2008

Program Area	Project	Obligation Limitation (A)	State Match (B)	Current FY (C)	Carry Forward (D)	Share to Local (E)	PA State Match (F)	PA Federal Funds (G)
<b>2010 Motorcycle Safety Incentive Total</b>			\$0.00 0%	\$198,281.13		\$0.00 0%		
<b>2010 Motorcycle Safety Total</b>			\$100,090.00 0%	\$0.00	\$198,281.13	\$0.00 0%		
<b>NHTSA Total</b>			\$1,745,097.84 19%	\$2,443,426.88	\$5,011,767.88	\$1,989,827.76 27%	\$326,495.48 58%	\$237,649.73 3%
<b>Total</b>			\$6,104,657.00 19%	\$2,443,426.88	\$5,011,767.88	\$1,989,827.76 27%	\$326,495.48 58%	\$237,649.73 3%